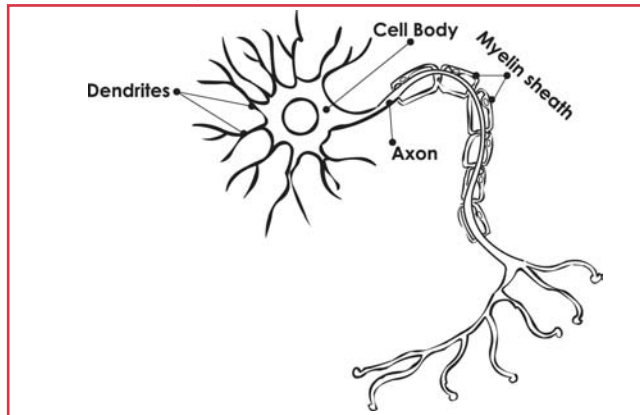


# NIDA NEURON



A neuron is a special kind of cell. Billions and billions of neurons make up the brain. Neurons carry messages through the body. They are so tiny you can't see them with just your eyes! You would need a powerful microscope to be able to see neurons.



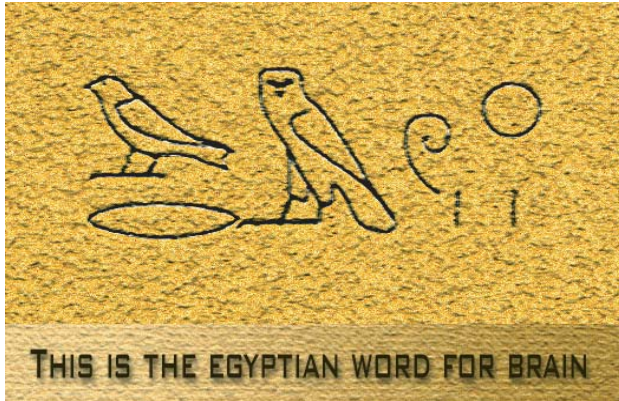
# NIDA CAMILLO GOLGI



Camillo Golgi was a scientist from Italy. One day, he looked at a piece of owl's brain with a microscope. He saw something nobody had ever seen before—neurons! Camillo Golgi discovered neurons.




# NIDA SURGICAL PAPYRUS



The Egyptians were one of the first people to write about the brain. They kept notes and called them the "Surgical Papyrus." It is one of the first things written about the brain that we still have today. They didn't think the brain was very important. When they were making a mummy, they scooped the brain out and threw it away. They didn't know that the brain is one of the most important parts of the body!



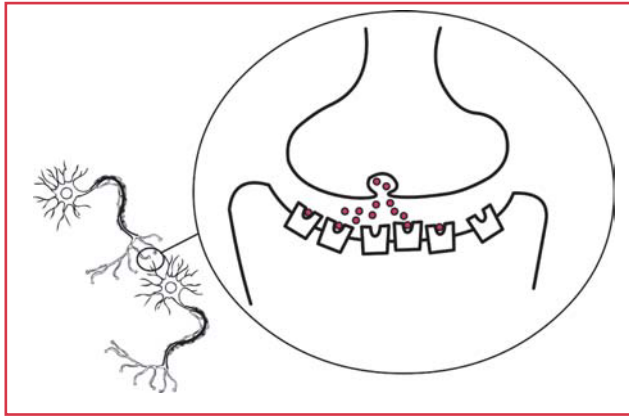
# NIDA SQUID NEURON



The squid's neurons are among the largest found in nature. The squid's neurons are much, much bigger than a human's. They are almost 1 inch long! Because these neurons are so big, scientists use them in experiments.



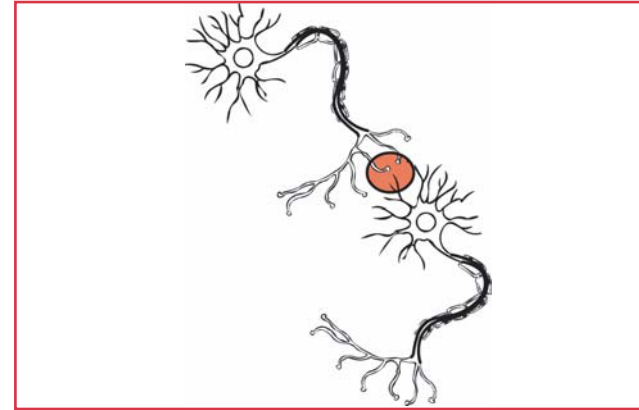
# NIDA NEUROTRANSMITTERS



Neurotransmitters are chemicals that can be found in neurons. They carry messages from one neuron to another across the synapse. The messages travel really fast!



# NIDA SYNAPSE



Neurons talk to each other all the time, but they never actually touch. Two neurons meet at a place called the synapse. Special chemicals called neurotransmitters carry the message across the synapse.

