

RECLAMATION

Managing Water in the West

2008 Water Users Conference

**Updates on Water Accounting
Developments**

Presented by: Yolanda Wesson and Julia McGinnis

Moderator: Anthea Hansen, Del Puerto WD



U.S. Department of the Interior
Bureau of Reclamation

Presentation Overview

- Ratesetting Process
- Contract Administration and Compliance
- Current Issues – Where are we now?
- Solutions – What's on the horizon?

RECLAMATION


Ratesetting Services Branch

Two teams work collectively to accomplish accounting of CVP:

- Water Accounting Team



- Rate Team



RECLAMATION

Overview of Water Accounting



Contractors Provide Data on Water Deliveries to Area Offices

Water Delivery Data Entered into BORWORKS by Area Office

- acre feet delivered
- charges computed

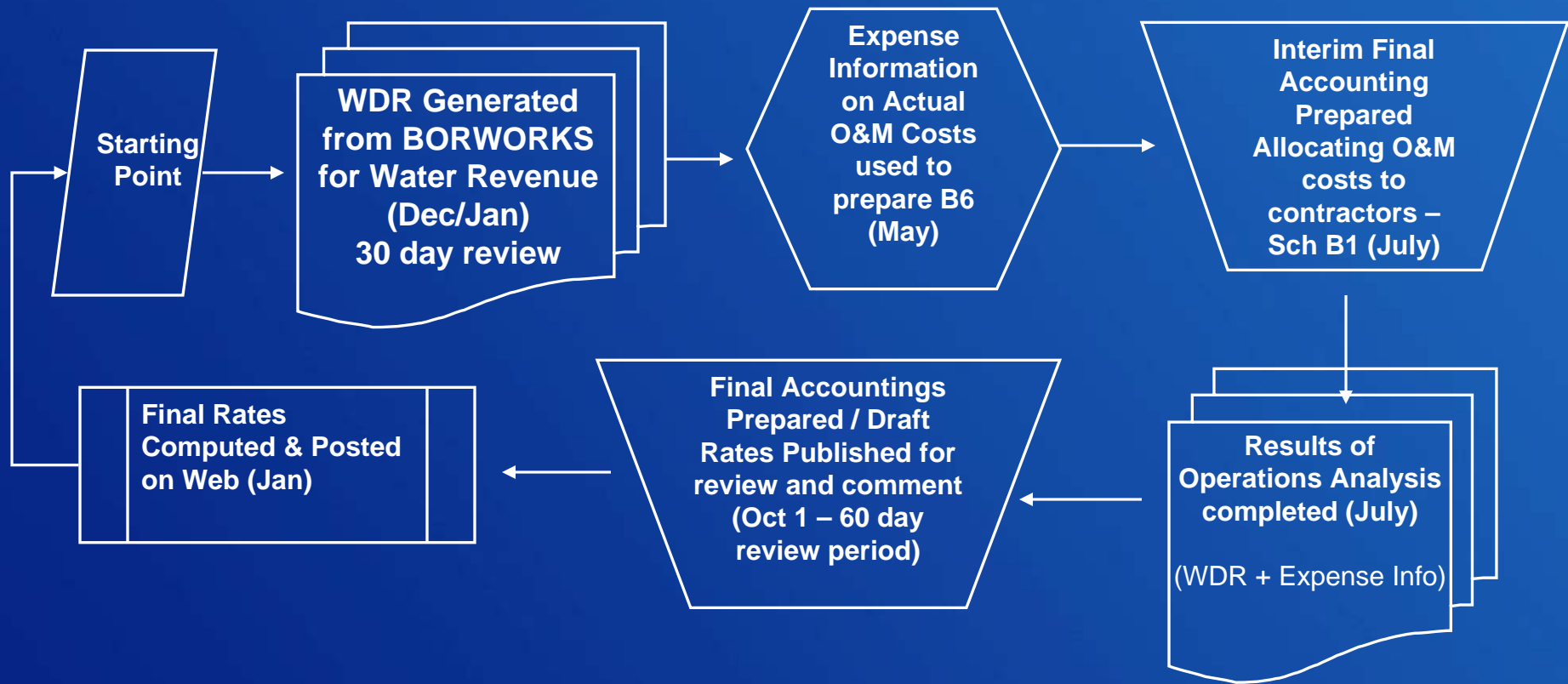
Monthly Water Statement Generated

Water Delivery Revenue (WDR) Report generated – summarizes annual (Fiscal Year) deliveries

- Corrections and adjustments from contractors may change delivery data
 - Water transfers
- NOTE: Transfer guidelines are being finalized.**

RECLAMATION

Overview of Ratesetting Process and Timeframes



RECLAMATION

Results of Operation Analysis

Evaluate water revenue in comparison to contractors allocable costs.

Components reviewed include:

Water Revenue** (acre ft delivered x rate)

- Allocable O&M Costs
- Deficit Balance, if any
- Capital Recovery

****Note:** In prior years analysis' assumed water revenue was paid. The process for future analysis will be improved to verify that advance payments have been made in accordance with the contract.

RECLAMATION

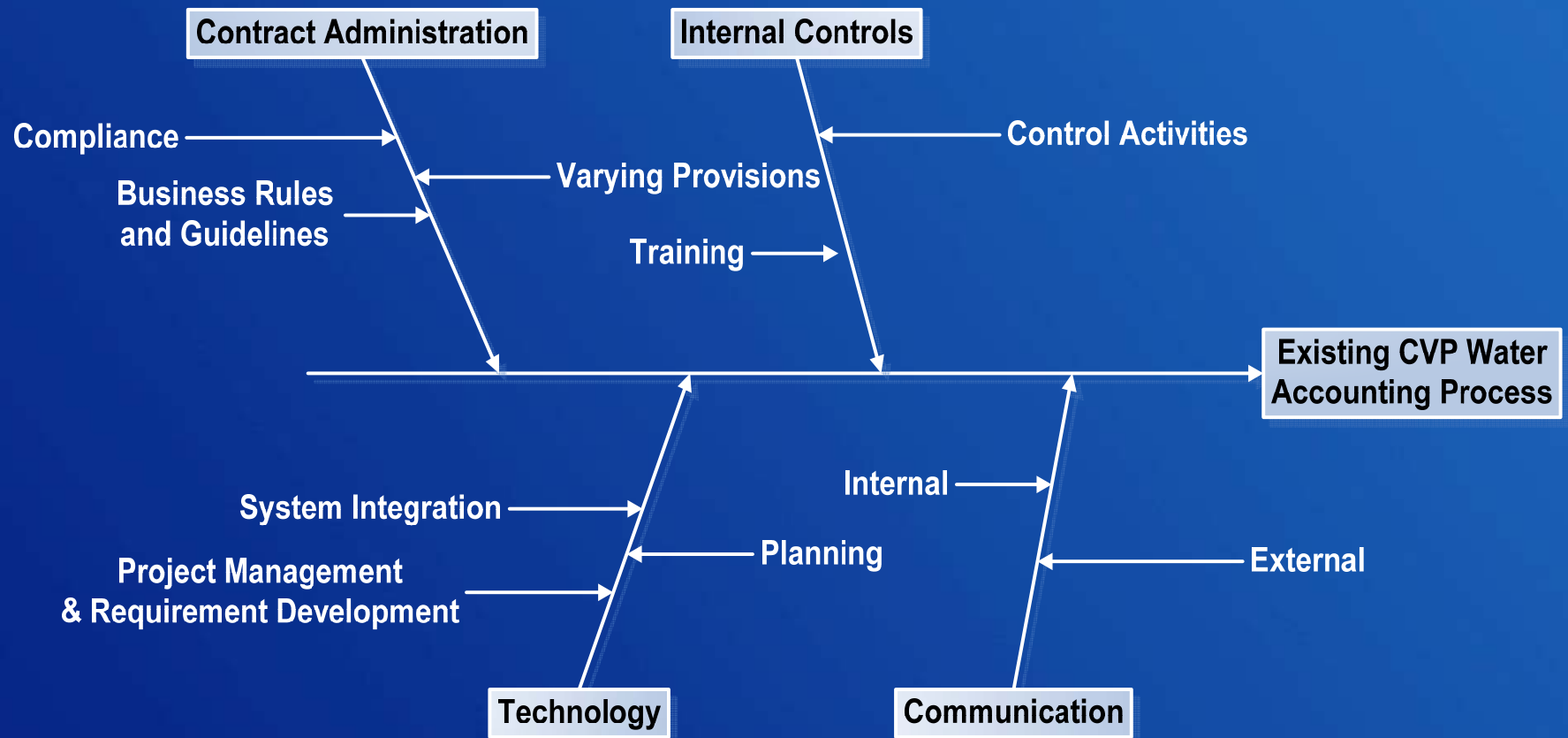
Contract Administration and Compliance

Water Delivery Information & Reporting

- **Monthly Delivery Report**
- **Payment Recaps**
- **Adjustments**
 - **Delivery**
 - **Payment**

RECLAMATION

Current Issues



RECLAMATION

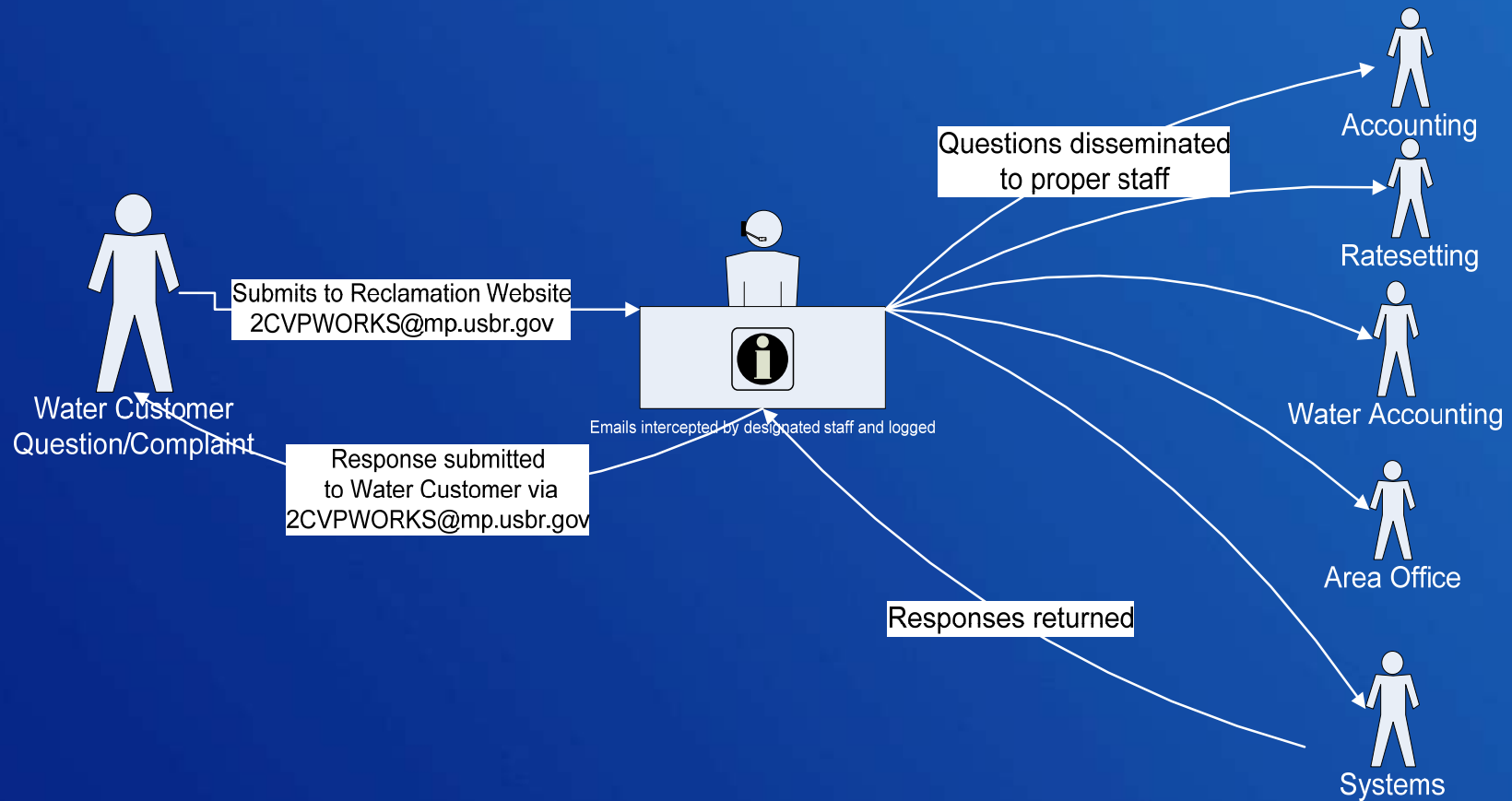
Solutions – What's on the Horizon?

- **Contract Administration and Compliance**
- **Technology**
 - Planning
 - Payment Module
 - Issue Tracking System



RECLAMATION

Issue Tracking Process



RECLAMATION

Solutions (cont.)

- **Internal Controls**
 - Control Activities
 - Training
 - Contractor Training Sessions (i.e. Lunch and Learn)
- **Communication**
 - Website -
<http://www.usbr.gov/mp/cvp/wateraccounting/index.html>
 - Quarterly Newsletter
 - CVP Water Association
 - WORKS Subcommittee

CVP Water Accounting Website


Bureau of Reclamation Mid-Pacific Region - Microsoft Internet Explorer

File Edit View Favorites Tools Help

Back Forward Stop Refresh Home Search Favorites

Address <http://www.usbr.gov/mp/cvp/wateraccounting/index.html> Go Links

U.S. Department of the Interior | Bureau of Reclamation [Contact Us](#) | [Site Index](#)



RECLAMATION

Mid-Pacific Region *Managing Water in the West*

[Reclamation Home](#) [Reclamation Offices](#) [Newsroom](#) [Library](#) [Dataweb](#)

Search Reclamation


[CVP Water Accounting](#)

BOR-WORKS

[Reference](#)
[Upcoming Events](#)
[Contact Us](#)
[CVP Home](#)

MP Region Home Page

[Public Affairs](#)
[Area Offices](#)
[About Us](#)
[Programs & Activities](#)
[Water Operations](#)
[Central Valley Project](#)
[Environmental Documents](#)



CVP Water Accounting

The Central Valley Project, one of the largest water supply projects in the world, plays a major role in providing irrigation and municipal and industrial water to over 250 water districts, individual farmers, and municipalities in California's Central Valley.

The complexity of the CVP goes beyond just water purposes. Like many major water resource projects designed and operated to serve multiple purposes, the CVP is an integrated project comprised of both single-purpose and multi-purpose facilities. In accordance with project authorizations, portions of the costs for CVP facilities are reimbursed by CVP water and power users. CVP water accounting includes this process, and much more, including:

- Cost allocation
- Water rate development
- Tracking of water deliveries and revenue
- Payment tracking
- Annual accountings

Each year this process accounts for over \$80 million in revenue from water users alone.

Updates

- [2007 WORKS Contractor Assessment Results](#) (pdf - 1.5 MB)
- [Financial Considerations - Folsom SOD Briefing](#), 10/18/07 (pdf - 128 KB)
- [Trinity PUD FAQ](#) (pdf - 59 KB)
- [Memorandum: BORWORKS Upgrade](#) (pdf - 271 KB)
- [WORKS Update \(fall 2007\)](#) (pdf - 522 KB)

RECLAMATION