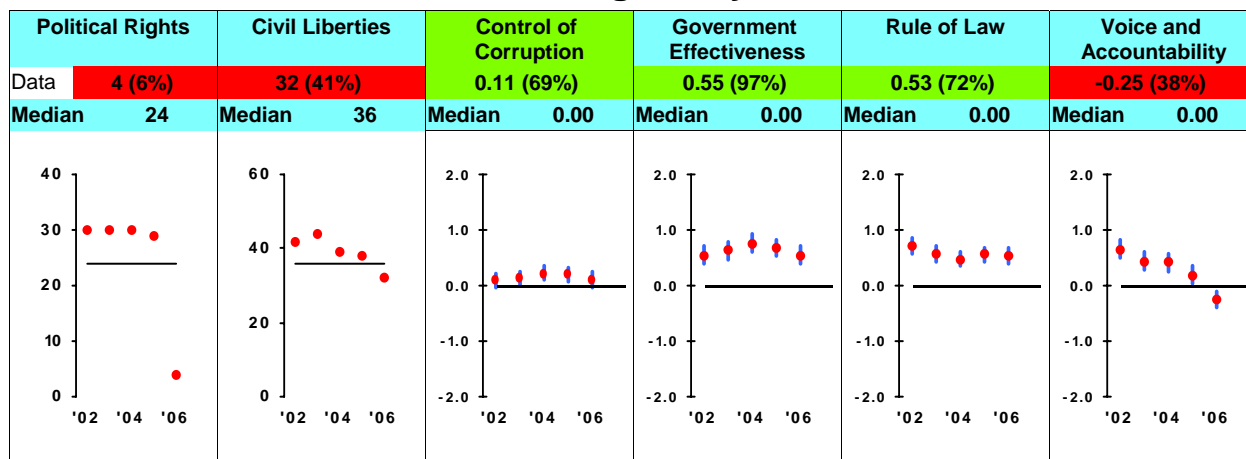


Ruling Justly



Sources: Freedom House

Freedom House

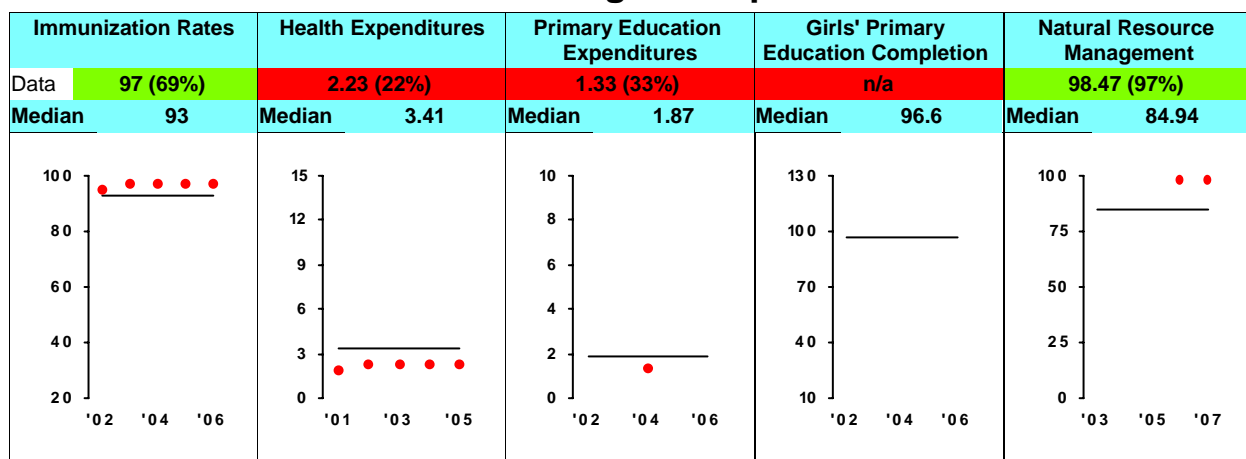
World Bank Institute

World Bank Institute

World Bank Institute

World Bank Institute

Investing In People



Sources: World Health Org.

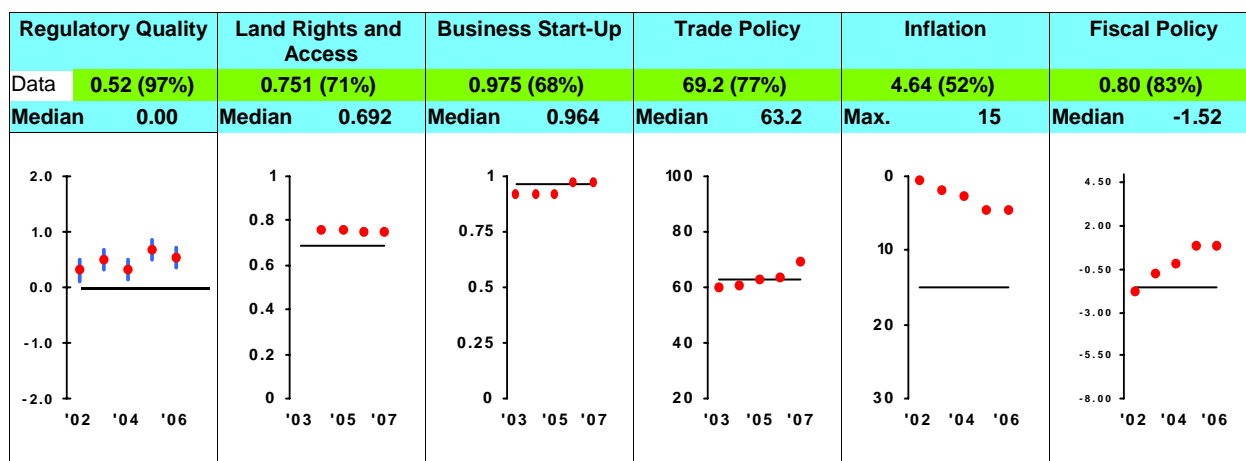
World Health Org.

UNESCO/National Sources

UNESCO

CIESIN/YCELP

Economic Freedom



Sources: World Bank Institute

IFAD/IFC

IFC

Heritage Foundation

IMF WEO

National Sources

How to Read this Scorecard: Each MCC Candidate Country receives an annual scorecard assessing its performance in 3 policy categories: Ruling Justly, Investing in People, and Economic Freedom. Under the name of each indicator is the country's score and percentile ranking in its income peer group (0% is worst; 50% is the median; 100% is best). Under each country's percentile ranking is the peer group median. Country performance is evaluated relative to the peer group median and passing scores, or scores above the median, are represented with green. Failing scores, or scores at or below the median, are represented with red. The black line that runs along the horizontal axis represents the peer group median. Each World Bank Institute indicator is accompanied by a margin of error, which is represented by the vertical blue bar.

For more information regarding the Millennium Challenge Account Selection Process and these indicators, please consult MCC's website: www.mcc.gov