

CALORIMETRY EXCHANGE REPORT

ANNUAL REPORT



CALENDAR YEAR 2004

**B. Srinivasan, Willard C. Losinger,
and Jon Neuhoff**



U. S. DEPARTMENT OF ENERGY

CALORIMETRY EXCHANGE PROGRAM

ANNUAL REPORT
CALENDAR YEAR 2004

B. Srinivasan, Willard C. Losinger and Jon Neuhoff

NEW BRUNSWICK LABORATORY

9800 South Cass Avenue
Argonne, Illinois 60439

November, 2005

NBL Home Page: www.nbl.doe.gov
NBL Internet Address: USDOE.NBL@CH.DOE.GOV
NBL Telephone Number: 630-252-2442
NBL Facsimile Number: 630-252-6256

TABLE OF CONTENTS

NBL: HISTORY AND MISSION.....	v
ACKNOWLEDGEMENTS.....	vii
ABSTRACT	ix
A. INTRODUCTION.....	1
B. CALEX PROGRAM GOALS	1
C. CALEX PROGRAM STANDARDS.....	2
D. CY 2004 CALEX PROGRAM PARTICIPANTS.....	3
E. CY 2004 RESULTS: EVALUATION METHODS	4
F. CY 2004 RESULTS EVALUATION: REPORTING FORMAT	5
F.1. Tables	5
F.2. Graphs	6
G. SUMMARY AND CONCLUSIONS	7
H. Pu MASS TABLES AND GRAPHS.....	11
I. POWER MEASUREMENTS TABLES AND GRAPHS.....	27
J. P_{eff} VALUES TABLES AND GRAPHS	47
K. ^{238}Pu ISOTOPE ABUNDANCE TABLES AND GRAPHS.....	83
L. ^{239}Pu ISOTOPE ABUNDANCE TABLES AND GRAPHS	119
M. ^{240}Pu ISOTOPE ABUNDANCE TABLES AND GRAPHS.....	155
N. ^{241}Pu ISOTOPE ABUNDANCE TABLES AND GRAPHS	191
O. ^{241}Am ISOTOPE ABUNDANCE TABLES AND GRAPHS.....	227

NBL: HISTORY AND MISSION

The New Brunswick Laboratory is owned and operated by the United States Department of Energy through the Office of Materials Control and Accountability (SP-70) in the Office of Security and Safety Performance Assurance (SP-1). The laboratory was established in 1949 as an analytical chemistry laboratory in New Brunswick, New Jersey to provide support to the United States Atomic Energy Commission. At that time, it was staffed by scientists from the National Bureau of Standards who had contributed significantly to nuclear material measurement programs in the Manhattan Project. At the New Brunswick Laboratory, they provided the technical expertise and skills to solve problems related to quantitative analyses of uranium-bearing materials. Over the years, these scientists and others following them have expanded the capabilities of the laboratory to include chemical and mass spectrometric analyses of plutonium and other trans-uranium elements, research and development activities in chemical analyses techniques, preparation of certified reference materials, and operation of the nuclear safeguards measurement evaluation program. In 1977, the laboratory moved from New Jersey to its present location at the Argonne National Laboratory site in Illinois.

The major mission of the New Brunswick Laboratory is to provide technical assistance to the Department of Energy in the following areas: measurement evaluation program operation, certified (nuclear) reference materials preparation, measurement techniques development, and measurement services to domestic and international customers. In addition to fulfilling these tasks, the laboratory helps the Department in three other areas: conducting technical audits, resolving shipper/receiver differences in material transfers, and assisting in nuclear nonproliferation programs.

ACKNOWLEDGEMENTS

The Safeguards Measurement Evaluation Program is administered by the United States Department of Energy Office of Materials Control and Accountability (SP-70) in the Office of Security and Safety Performance Assurance (SP-1). The authors of this report thank Nancy Hui of NBL for assistance with data entry, and Michael Soriano of NBL for help in correcting coding errors in the database software. A part of the work in this report was performed under the leadership of Jay Thompson (SP-70) while he was an employee at NBL.

ABSTRACT

The New Brunswick Laboratory has been tasked by the United States Department of Energy Office of Materials Control and Accountability (SP-70) in the Office of Security and Safety Performance Assurance (SP-1) to evaluate the quality of nuclear material measurements made by Department of Energy facilities for nuclear material control and accounting. Both destructive and non-destructive methods of analyses are used for making these measurements. The destructive methods are evaluated in the Safeguards Measurement Evaluation program, and the non-destructive methods in the CALEX program. This report describes the activities in the CY 2004 CALEX program; the Safeguards Measurement Evaluation program activities are described in a separate report.

Three DOE facilities participated in the CY 2004 CALEX program. They analyzed two different plutonium oxide reference material standards by calorimetry and high resolution gamma spectrometry, both non-destructive techniques. Calorimetry measurements yielded power, and gamma spectrometry yielded the abundance of plutonium and ^{241}Am isotopes; from these measurements the mass of plutonium in the analyzed material was obtained. NBL evaluated the measurement results. The results for directly measured quantities (power and isotopic abundance), and also for the derived quantities (P_{eff} and plutonium mass) were compared against the corresponding reference values to evaluate performance. The CY 2004 CALEX report is a record of performance evaluation of plutonium measurements carried out by DOE facilities during 2004 using calorimetry and gamma spectrometry.

A. INTRODUCTION

The New Brunswick Laboratory (NBL) is a nuclear material measurement laboratory of the U.S. Department of Energy (DOE). NBL reports to the DOE office of Security and Safety Performance Assurance (SP-1) through the office of Materials Control and Accountability (SP-70). NBL provides the technical expertise to the department for the operation of the measurement evaluation program and the certified reference materials program. In the former program, NBL evaluates the quality of nuclear material measurements made by DOE facilities for material control and accountability; in the latter program, NBL prepares certified reference materials needed for calibration and maintenance of measuring instruments and apparatus.

The measurement evaluation program has two parts; the safeguards measurement evaluation (SME) program for destructive measurements (e.g., titration, isotope dilution mass spectrometry) of uranium and plutonium bearing materials, and the calorimetric exchange (CALEX) program for non-destructive measurements (by a combination of calorimetry and high resolution gamma spectrometry) of plutonium bearing material. The CALEX program is expected to be expand to include other non-destructive techniques (e.g., active and passive neutron coincidence counting, californium shuffler) used in accountability measurements of uranium and plutonium bearing materials.

B. CALEX PROGRAM GOALS

The goals and objectives of the CALEX program (i.e., non-destructive measurements evaluation) are as follows:

1. Provide an independent verification of internal analytical quality control practices in non-destructive methods used by DOE facilities in the assay of plutonium and uranium bearing materials.
2. Maintain a permanent database for the measurement results.
3. Carry out annual performance evaluation of the measurement results, and provide feed back on performance.
4. Evaluate needs for new reference material standards to provide better measurement evaluation services.

C. CALEX PROGRAM STANDARDS

Two different reference material standards, Calex 1 and Calex 2, were used in the FY 2004 program. Six identical units of Calex 1 were made in 1979 by Mound Applied Technologies, and were certified as working reference material standards. Ten identical units of Calex 2 were made in 1995 by the Los Alamos National Laboratory (LANL); these standards are yet to be certified. Table 1 lists the properties for the two standards.

Table 1. Properties of Calex 1 and Calex 2 standards

Parameter	Calex 1 as of 05/29/1979	Calex 2 as of 07/24/1995
PuO ₂ mass	454.60 g	2000.00 g
Pu concentration	87.8191 wt %	87.41 wt %*
Pu mass**	399.23 g	1748.20 g
²³⁸ Pu	0.0102 wt %	0.0801 wt %
²³⁹ Pu	93.7336 wt %	86.5324 wt %
²⁴⁰ Pu	5.8560 wt %	12.1705 wt %
²⁴¹ Pu	0.3712 wt %	1.0096 wt %
²⁴² Pu	0.0290 wt %	0.2074 wt %
²⁴¹ Am	0.0061 wt %	0.4791 wt %
P _{eff} [†]	2.3012 mW/g	3.5682 mW/g
Calorimetric power ^{††}	918.71 mW	6237.93 mW
Certification	complete	incomplete

* Certification experiment results of Calex 2 material at NBL and LANL showed about 0.2% difference in Pu concentration; due to this discrepancy Calex 2 certification remains incomplete.

**The Pu mass in the standards is calculated as the product of PuO₂ mass and Pu concentration.

[†]P_{eff} (effective specific power) values are calculated as a sum of products of isotopic abundance and respective specific power, the latter given in Table 2.

^{††}The calorimetric power is calculated as a product of Pu mass and P_{eff}.

The isotope abundance, the effective specific power (P_{eff}), the heat output, and the mass of plutonium of the standards change with time due to radioactive decay. Reference values in Table 1 are corrected to the date of measurements using half-life values shown

in Table 2. The P_{eff} values in Table 1 are calculated as a product of isotope abundance and specific power of the isotopes, the latter given in Table 2.

Table 2. Radioactive decay half-lives and specific power for plutonium isotopes and ^{241}Am .

Isotope	Half-life (year)	Specific power (mW/g)
^{238}Pu	87.70	567.57
^{239}Pu	24119	1.9300
^{240}Pu	6563	7.0800
^{241}Pu	14.290*	3.410
^{242}Pu	373000	0.1200
^{241}Am	433.00	114.2

- Prior to CY 2002, the half-life of ^{241}Pu used was 14.348 years.

A comment on ^{241}Pu half-life (14.290 years) given in Table 2: it is lower than the value of 14.348 years used prior to 2002. The new value was used in 2003 and 2004 CALEX programs following a NBL review of a publication entitled “A new measurement of the half-life of ^{241}Pu using isotope mass spectrometry by P. De Bièvre and A. Verbruggen, Metrologia, 1999, 36, 25-31”. The use of the higher value (14.348 years) instead of the lower value would result in over estimation of ^{241}Pu and under estimation of ^{241}Am .

D. CY 2004 CALEX PROGRAM PARTICIPANTS

Three DOE facilities participated in the CY 2004 CALEX program: LLNL (Lawrence Livermore National Laboratory), Hanford (Fluor Hanford), and SRS (Savannah River Site). They made power and isotopic abundance measurements of Calex 1 standard using calorimetry and gamma spectrometry. LLNL alone measured Calex 2 in addition to Calex 1 for isotope abundance but not power. The measurement procedures at the three facilities differed somewhat in measurement duration, measurement frequency, and instrument calibration methods. The precisions in measurements claimed by the facilities were also different. With these differences, direct inter-laboratory comparison of results is of limited value and possibly misleading.

E. CY 2004 RESULTS: EVALUATION METHODS

The DOE facilities reported calorimetric power, isotope abundance (^{238}Pu , ^{239}Pu , ^{240}Pu , ^{241}Pu , ^{242}Pu and ^{241}Am), and P_{eff} values to NBL for evaluation. The statistical methods used in the evaluation are described in brief, below.

1. The measurement results (except ^{242}Pu) were entered into a FoxPro[®] database and checked for errors. Ignoring ^{242}Pu – a low abundant isotope with long half life - is not expected to significantly affect any of the results and conclusions shown in this report. Both data entry and checking were done manually. Switching to electronic transfer of data will eliminate data entry errors.
2. Outliers in the measurement results were identified and then removed from further consideration. The plutonium mass (in Calex 1 standards) was calculated from the measurement results (power, isotope abundance and P_{eff}). Care was taken to use power and isotope abundance data that were collected close to each other in time; long intervals between the two measurements would require radioactive decay corrections.
3. The measured results for plutonium mass, power, P_{eff} , and isotope abundance in Calex 1 were evaluated with the reference to accepted values. Accepted values for each parameter were calculated from data given in Table 1 with appropriate corrections for radioactive decay. The isotope abundance and P_{eff} values only were evaluated for Calex 2; power measurements were not made.
4. The results were evaluated in terms of M/A, M-A, and percent error, where M stands for the measurement result and A stands for the accepted value. The percent error (same as percent relative deviation or % RD) is calculated as follows:

$$\text{Percent error or \% RD} = ((M - A) / A) \times 100.$$

5. The annual and quarterly means for the three quantities (M/A, M-A, and % RD), standard deviations, and uncertainties in the means were calculated for each of the measured quantities (mass, power, P_{eff} , ^{238}Pu , ^{239}Pu , ^{240}Pu , ^{241}Pu and ^{241}Am). Annual means were calculated from all data collected in 2004; quarterly

means were calculated from data collected in the specific calendar quarters. Uncertainty in the mean was calculated from the standard deviation (σ) and the number of measurements (n):

$$\text{Uncertainty in the mean} = \sigma/\sqrt{n}$$

F. CY 2004 RESULTS EVALUATION: REPORTING FORMAT

The CY 2004 measurement results were evaluated using statistical methods. The summary and conclusions of performance evaluation are given in Section G. The tables and graphs generated from the statistical evaluation are presented in Sections H to O. Brief descriptions of the tables and graphs are given below.

F.1. Tables

There are two types of tables: data tables and summary tables. The data tables contain the original measurement results and the summary tables contain outputs of statistical evaluation.

a) Data tables

These tables contain information submitted by the facilities: measurement dates, instruments used, measured values (mass, power, P_{eff} , ^{238}Pu , ^{239}Pu , ^{240}Pu , ^{241}Pu , and ^{241}Am) and uncertainties. In addition, the tables also contain (decay corrected) accepted values, and differences between measured and accepted values in terms of M/A, M-A and percent error (same as % RD).

b) Quarterly and annual summary table

These tables provide a summary of the quarterly measurements for each measured quantity (except mass). The quarterly means for M-A and % RD are shown along with standard deviations and uncertainties. The results from preceding quarter are shown at the bottom half of the tables for comparison.

The annual summary tables are similar to quarterly summary tables. The annual means for M-A and % RD are shown here along with standard deviation and uncertainties. The results from preceding year are shown at the bottom half of the tables for comparison.

F.2. Graphs

The graphs are visual aids to appreciate trends in measurements not easily noticed by scanning information in the tables. There are two types of graphs; quarterly and annual.

a) Quarterly graphs

The quarterly graphs are “facility specific”; it means that a separate graph is drawn for each facility to illustrate the quarterly variation of M/A for each measurement parameter (power, P_{eff} , ^{238}Pu , ^{239}Pu , ^{240}Pu , ^{241}Pu , and ^{241}Am). The results for all four quarters are shown in the same graph, suitably offset to distinguish results from one quarter to another. In these graphs, the precision claimed by the facility is shown as a vertical line passing through the symbol representing the measurement result. The M/A means are shown along with the uncertainty; the middle horizontal lines represent the means and the lines on either side of the means represent uncertainties. M/A value of 1.0 indicates no difference between measured and accepted values; less than 1.0 indicates under estimation and greater than 1.0 indicates over estimation. These graphs are useful for evaluating precision in measurements.

b) Annual graphs

The annual graphs are of two types. The first type is the facility specific graphs drawn similar to quarterly graphs. These graphs show annual variation of M/A for each measurement parameter (mass, power, P_{eff} , ^{238}Pu , ^{239}Pu , ^{240}Pu , ^{241}Pu , and ^{241}Am).

In the second type, the annual mean % RDs and uncertainties from the three facilities are shown in the same graph. These graphs illustrate the accuracy in the measurements of mass, power, P_{eff} , ^{238}Pu , ^{239}Pu , ^{240}Pu , ^{241}Pu , and ^{241}Am . A zero value for % RD indicates no difference between measured and accepted values; negative % RD indicates under estimation and positive % RD indicates over estimation. These graphs are also useful for evaluating bias in measurements. If the vertical line (representing uncertainty) crosses zero % RD then it indicates no bias; lying completely below zero indicates negative bias and above zero indicates positive bias. It is tempting to use these graphs to compare results of one facility with those of another. Such inter-laboratory comparison is neither possible nor is the goal of the CALEX program for reasons discussed earlier in Section D.

G. SUMMARY AND CONCLUSIONS

Three DOE facilities (Hanford, LLNL and SRS) participated in the CY 2004 CALEX program. All measured Calex 1 for power output and isotope abundance (^{238}Pu , ^{239}Pu , ^{240}Pu , ^{241}Pu , ^{242}Pu and ^{241}Am). LLNL measured Calex 2 for isotope abundance only.

The measurement results for power and isotope abundance were compared with corresponding accepted values for the standards. Mass of plutonium and P_{eff} (calculated from the measurement results) were also compared with the corresponding accepted values. The results of the comparative study expressed in terms of % RDs (annual means) are shown in Table 3; the uncertainties in the means are also shown in the table. A zero value for % RD indicates no difference between measured and accepted values; a positive value indicates over estimation and a negative value indicates under estimation.

Table 3. CY 2004 CALEX program: Performance evaluation of Calex 1 and Calex 2 measurements. The % RDs and uncertainties in % RDs are shown for the measured quantities.

Measured quantity	Hanford Calex 1	LLNL Calex 1	LLNL Calex 2	SRS Calex 1
Pu mass	-0.31 ± 0.07	0.16 ± 0.04	Not measured	-0.13 ± 0.07
Power	-0.36 ± 0.07	-0.02 ± 0.03	Not measured	-0.15 ± 0.10
P_{eff}	-0.09 ± 0.01	-0.19 ± 0.01	-3.48 ± 0.07	-0.05 ± 0.03
^{238}Pu	-3.38 ± 0.45	-1.85 ± 0.34	4.09 ± 0.46	22.63 ± 1.41
^{239}Pu	-0.03 ± 0.00	0.01 ± 0.00	-0.01 ± 0.02	0.05 ± 0.01
^{240}Pu	0.58 ± 0.05	-0.15 ± 0.05	-0.26 ± 0.05	-0.74 ± 0.10
^{241}Pu	0.22 ± 0.05	-0.01 ± 0.07	18.17 ± 0.56	-0.89 ± 0.13
^{241}Am	-0.47 ± 0.05	-0.84 ± 0.05	-16.24 ± 0.27	-2.94 ± 0.07

Several conclusions emerge from a study of the results shown in Table 3. These are given below:

- The three DOE facilities in the CY 2004 program were able to measure plutonium mass in Calex 1 within about 0.3% of the accepted value. Hanford shows negative bias in measurements, LLNL positive bias and SRS no bias. Note that conclusions about bias are made through examination of the % RD results taken together with uncertainties at 95% confidence level (twice the uncertainties shown in Table 3).
- Hanford power measurement for Calex 1 shows negative bias. The other two laboratories show no bias.
- P_{eff} values for Calex 1 from Hanford and LLNL show negative bias; no bias in SRS value. The P_{eff} for Calex 2 by LLNL shows a strong negative bias. Evaluating P_{eff} is equivalent to collective evaluation of isotope abundance results. In Calex 2, LLNL has over estimated ^{241}Pu abundance and under estimated ^{241}Am abundance.

- The effort made by LLNL in making Calex 2 measurements is appreciated. Other laboratories are urged to begin Calex 2 measurements in CY 2006.
- Calex 2 is expected to become an important reference material standard not only for calorimetry but also in neutron coincidence measurements (passive mode). SRS has already used Calex 2 as a standard in accountability measurements in neutron multiplicity counting of plutonium bearing materials.
- The certification of Calex 2 material is long overdue. An interim certificate will be issued soon, possibly based on Table 1 values. However, there is a definite need to resolve the discrepancy of about 0.2% in plutonium assay. Fresh samples of Calex 2 material have been obtained from SRS for re-certification experiments. The re-certification experiments will be done in CY 2006 subject to re-start of NBL plutonium laboratory operations.
- The half-life of ^{241}Pu in the CY 2004 database is about 0.4% lower than that used in previous years (prior to 2002). The new value of 14.290 years was chosen based on NBL review of a 1999 publication on ^{241}Pu half-life re-determination (see Section C).
- The FoxPro database program needs to be modified to accept electronic transfer of data; this will eliminate data entry errors.
- The software programs used in the statistical analysis of measurement results suffer from a number of coding errors; these were noticed during the preparation of the CY 2004 CALEX report. The errors were corrected with expert help. There is a definite need to perform quality assurance tests to correct (unknown remaining) errors in the database software.

H. Pu MASS TABLES AND GRAPHS

RESULTS OF ANALYSIS OF Pu MASS DATA 2004 Calex 1

	HANFORD	LLNL	SRS
Mean Error (g)	-1.214	0.623	-0.535
Standard Deviation (g)	1.576	0.964	4.197
Uncertainty in the Mean (g)	0.259	0.141	0.286
Mean Error (%)	-0.31%	0.16%	-0.13%
Standard Deviation (%)	0.40%	0.24%	1.06%
Uncertainty in the Mean (%)	0.07%	0.04%	0.07%

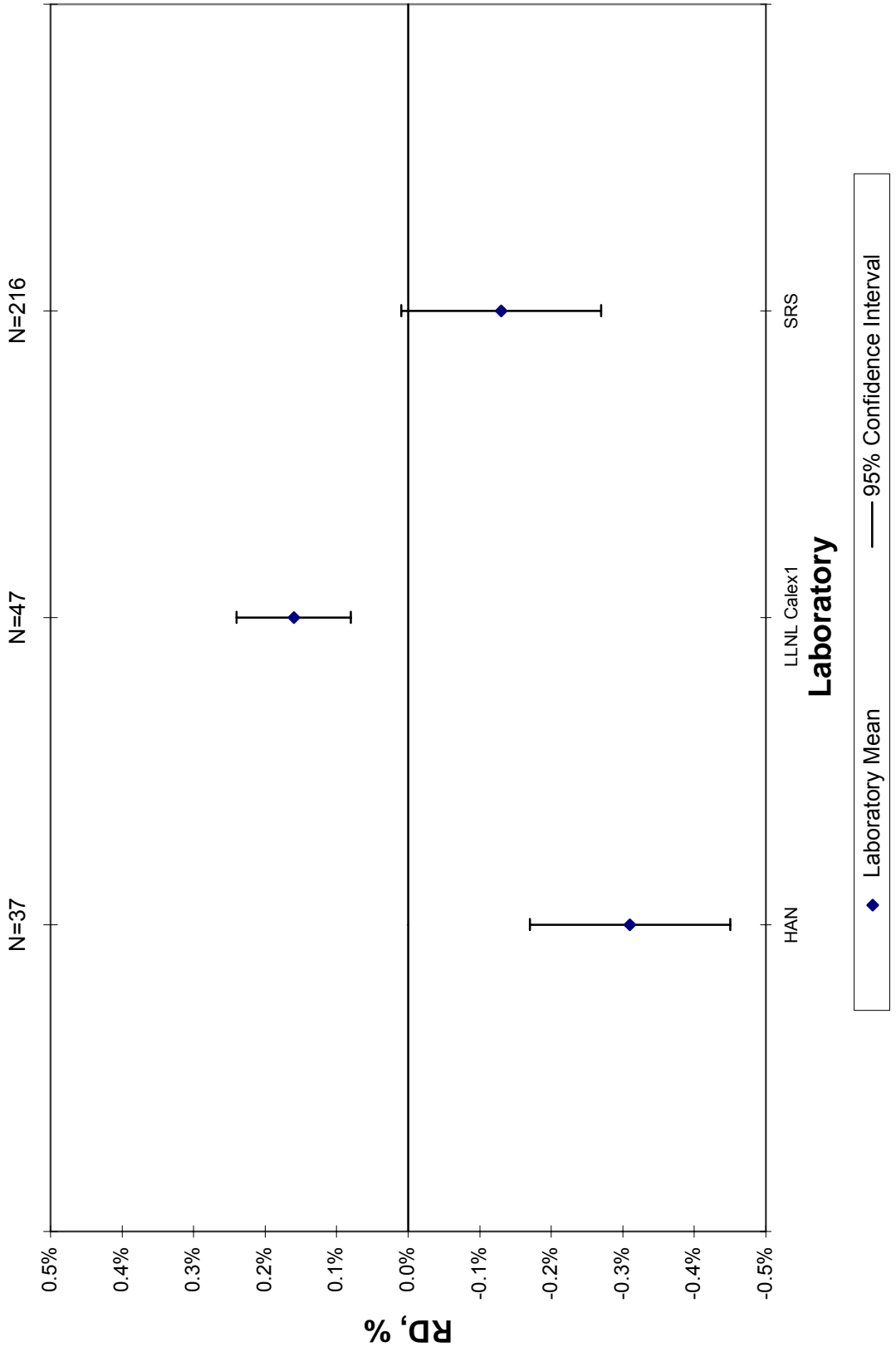
Number of Data Points	37	47	216
Number of Outliers	0	0	0

Difference from Last Year in:

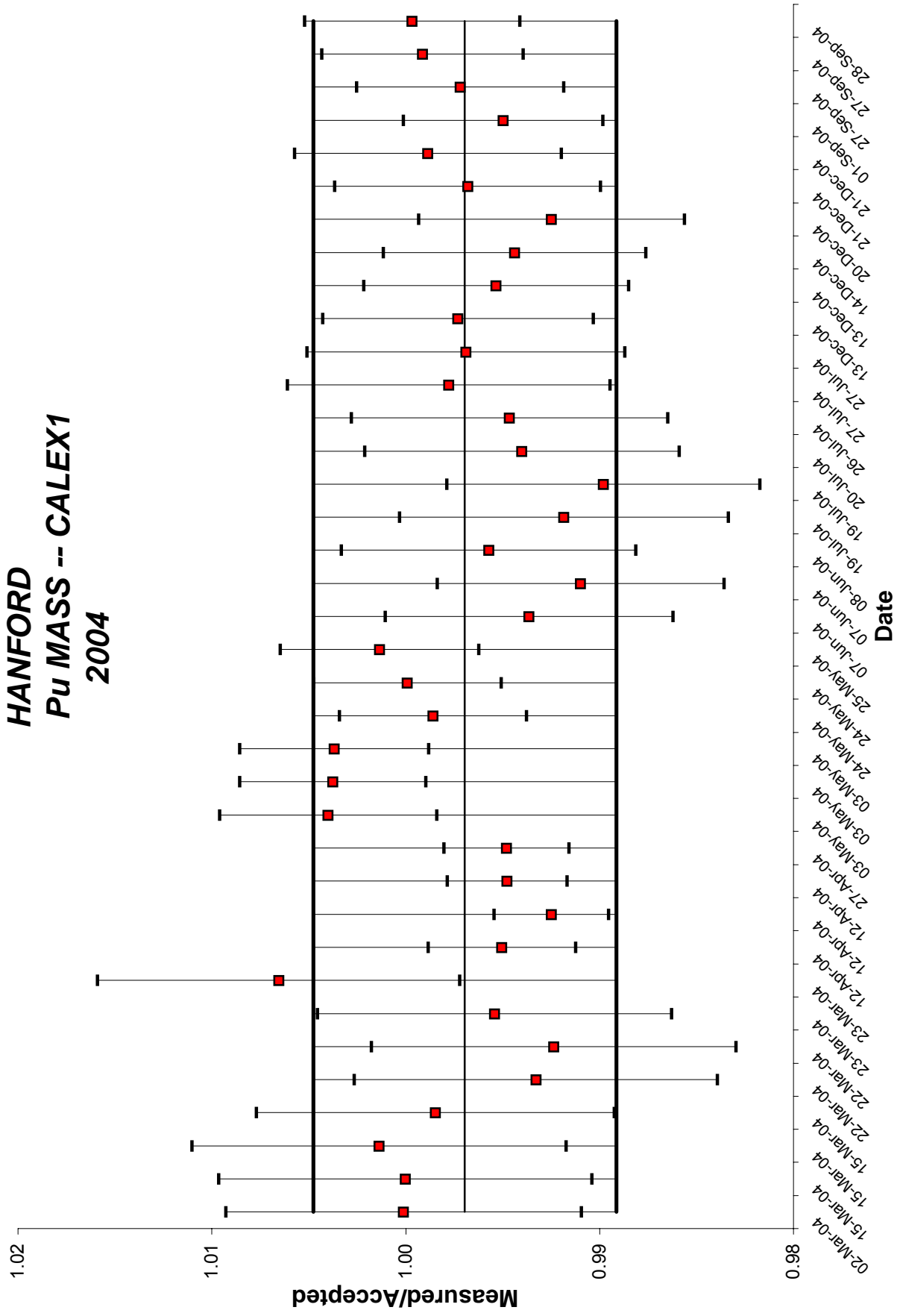
Mean Error (g)	-0.701	-0.245	0.330
Standard Deviation (g)	-0.581	0.086	-0.011
Uncertainty in the Mean (g)	-0.027	-0.038	0.004
Mean Error (%)	-0.18%	-0.06%	0.09%
Standard Deviation (%)	-0.14%	0.02%	0.00%
Uncertainty in the Mean (%)	0.00%	-0.01%	0.00%
Number of Data Points	-20	23	-6

When calculated by NBL, Pu mass data were calculated from power measurements and P-effective determinations made within 2 days of each other; individual values may have been used more than once.

New Brunswick Laboratory Calorimetry Exchange Program Pu Mass, 2004

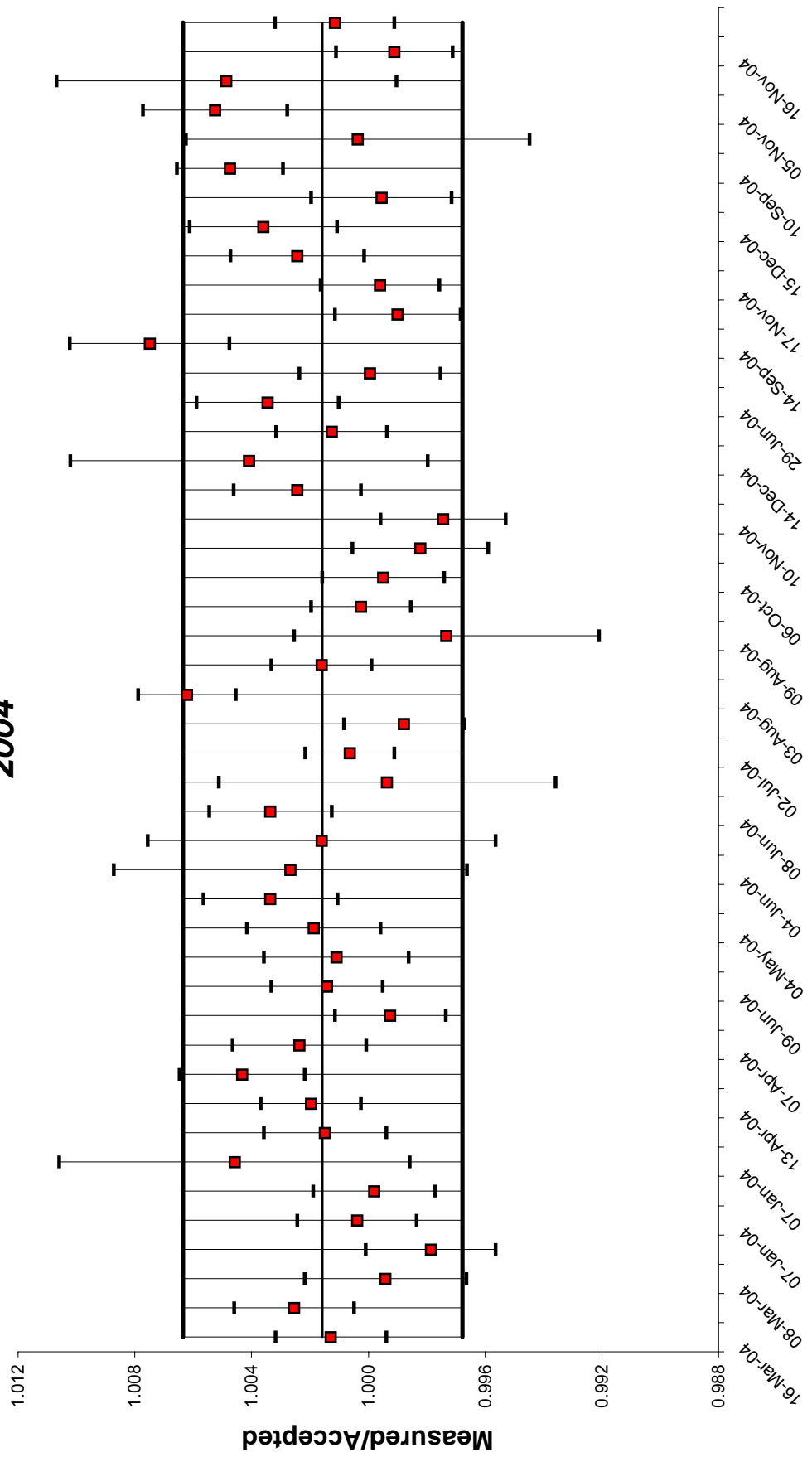


**HANFORD
Pu MASS -- CALEX1
2004**



All standard deviation and uncertainty limits are at two sigma.

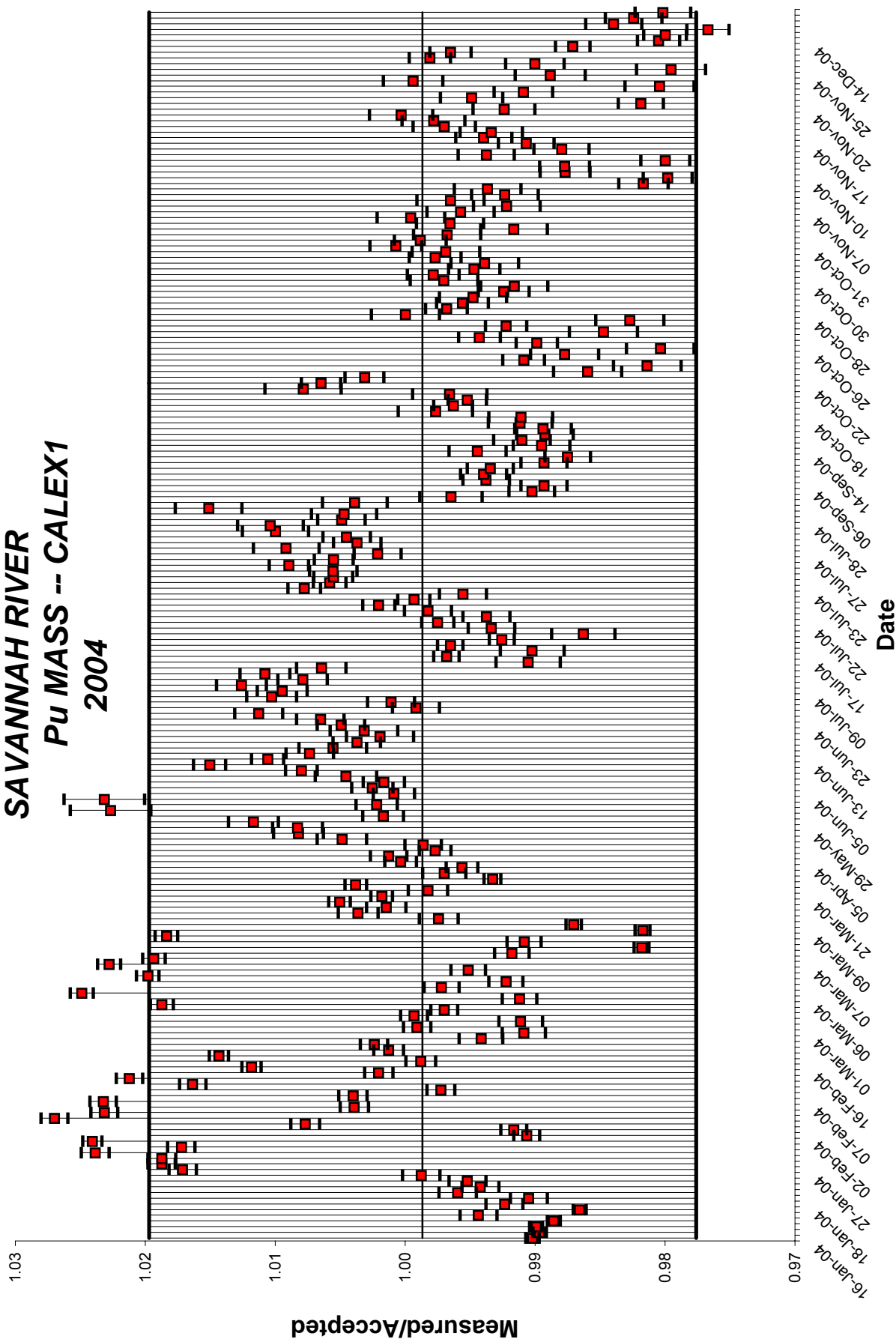
**LAWRENCE LIVERMORE
Pu MASS -- CALEX 1
2004**



Date

All standard deviation and uncertainty limits are at two sigma.

SAVANNAH RIVER Pu MASS -- CALEX1 2004



Pu Mass DATA

Calendar Year 2004

Hanford: Calex 1

#	Date Measured	Instr. ID	Measured Mass	Uncert. 1 STD	Accepted Mass	Ratio M/A	Grams Error	Percent Error
1	03/02/2004	2740 - 8	397.90	0.46%	397.86	1.0001	0.04	0.01%
2	03/15/2004	2740 - 10	397.87	0.48%	397.86	1.0000	0.00	0.00%
3	03/15/2004	1985 - 10	398.41	0.48%	397.86	1.0014	0.55	0.14%
4	03/15/2004	2026 - 10	397.25	0.46%	397.86	0.9985	-0.61	-0.15%
5	03/22/2004	1985 - 7	395.19	0.47%	397.86	0.9933	-2.68	-0.67%
6	03/22/2004	2026 - 7	394.82	0.48%	397.86	0.9924	-3.04	-0.76%
7	03/23/2004	2470 - 7	396.03	0.46%	397.86	0.9954	-1.83	-0.46%
8	03/23/2004	2470 - 10	400.47	0.46%	397.86	1.0065	2.60	0.65%
9	04/12/2004	1985 - 8	395.88	0.19%	397.86	0.9950	-1.98	-0.50%
10	04/12/2004	2026 - 8	394.87	0.15%	397.86	0.9925	-2.99	-0.75%
11	04/12/2004	2740 - 8	395.78	0.16%	397.86	0.9948	-2.08	-0.52%
12	04/27/2004	2740 - 7	395.79	0.16%	397.86	0.9948	-2.07	-0.52%
13	05/03/2004	1985 - 9	399.44	0.28%	397.85	1.0040	1.59	0.40%
14	05/03/2004	2026 - 9	399.35	0.24%	397.85	1.0038	1.49	0.38%
15	05/03/2004	2740 - 9	399.32	0.24%	397.85	1.0037	1.46	0.37%
16	05/24/2004	2026 - 10	397.29	0.24%	397.86	0.9986	-0.56	-0.14%
17	05/24/2004	2740 - 10	397.82	0.24%	397.86	0.9999	-0.04	-0.01%
18	05/25/2004	2424 - 10	398.39	0.26%	397.85	1.0013	0.54	0.13%
19	06/07/2004	2740 - 8	395.32	0.38%	397.85	0.9936	-2.54	-0.64%
20	06/07/2004	2026 - 8	394.26	0.38%	397.85	0.9910	-3.59	-0.90%
21	06/08/2004	2424 - 8	396.15	0.38%	397.85	0.9957	-1.70	-0.43%
22	07/19/2004	2424 - 8	394.60	0.43%	397.85	0.9918	-3.25	-0.82%
23	07/19/2004	2026 - 8	393.79	0.41%	397.85	0.9898	-4.06	-1.02%
24	07/20/2004	2740 - 8	395.46	0.41%	397.85	0.9940	-2.39	-0.60%
25	07/26/2004	2026 - 9	395.72	0.41%	397.85	0.9946	-2.13	-0.54%
26	07/27/2004	2424 - 9	396.96	0.42%	397.85	0.9978	-0.89	-0.22%
27	07/27/2004	2740 - 9	396.61	0.41%	397.85	0.9969	-1.24	-0.31%
28	12/13/2004	2424 - 9	396.76	0.35%	397.84	0.9973	-1.08	-0.27%
29	12/13/2004	2026 - 9	395.98	0.34%	397.84	0.9953	-1.86	-0.47%
30	12/14/2004	2740 - 9	395.59	0.34%	397.83	0.9944	-2.24	-0.56%
31	12/20/2004	2026 - 8	394.84	0.35%	397.84	0.9925	-3.00	-0.75%
32	12/21/2004	2740 - 8	396.56	0.34%	397.83	0.9968	-1.27	-0.32%
33	12/21/2004	2740 - 10	397.38	0.34%	397.84	0.9988	-0.46	-0.12%
34	09/01/2004	2740 - 8	395.84	0.26%	397.85	0.9950	-2.00	-0.50%
35	09/27/2004	2026 - 9	396.72	0.27%	397.84	0.9972	-1.12	-0.28%
36	09/27/2004	2740 - 9	397.49	0.26%	397.84	0.9991	-0.35	-0.09%
37	09/28/2004	2424 - 9	397.71	0.28%	397.84	0.9997	-0.13	-0.03%

*Statistical outliers, not included in graphs and tables.

Mean: -1.214 -0.31%

Std. Deviation: 1.576 0.40%

Pu Mass DATA

Calendar Year 2004

19

LLNL : Calex 1

#	Date Measured	Instr. ID	Measured Mass	Uncert. 1 STD	Accepted Mass	Ratio M/A	Grams Error	Percent Error
1	02/04/2004	1 - 33	400.16	0.28%	397.86	1.0058	2.29	0.58%
2	03/16/2004	1 - 32	398.37	0.09%	397.86	1.0013	0.51	0.13%
3	02/13/2004	3A - 30	398.87	0.10%	397.87	1.0025	1.01	0.25%
4	03/08/2004	3A - 18	397.62	0.14%	397.86	0.9994	-0.24	-0.06%
5	03/11/2004	3A - 18	397.01	0.11%	397.86	0.9979	-0.85	-0.21%
6	01/07/2004	2 - 32	398.02	0.10%	397.87	1.0004	0.15	0.04%
7	01/07/2004	2 - 18	397.78	0.10%	397.87	0.9998	-0.08	-0.02%
8	01/07/2004	2 - 33	399.69	0.30%	397.87	1.0046	1.82	0.46%
9	02/25/2004	2 - 32	398.45	0.10%	397.86	1.0015	0.59	0.15%
10	04/13/2004	1 - 32	398.64	0.09%	397.86	1.0020	0.78	0.20%
11	06/02/2004	1 - 18	399.57	0.11%	397.85	1.0043	1.72	0.43%
12	04/07/2004	2 - 18	398.79	0.11%	397.86	1.0024	0.94	0.24%
13	04/14/2004	2 - 32	397.56	0.09%	397.86	0.9992	-0.30	-0.08%
14	06/09/2004	2 - 30	398.41	0.09%	397.85	1.0014	0.56	0.14%
15	05/04/2004	3A - 18	398.29	0.12%	397.86	1.0011	0.43	0.11%
16	05/04/2004	3A - 18	398.60	0.11%	397.86	1.0019	0.74	0.19%
17	06/04/2004	3A - 32	399.18	0.11%	397.85	1.0033	1.33	0.33%
18	06/04/2004	3A - 33	398.91	0.30%	397.85	1.0027	1.06	0.27%
19	06/08/2004	3A - 33	398.48	0.30%	397.85	1.0016	0.63	0.16%
20	06/08/2004	3A - 30	399.18	0.10%	397.85	1.0033	1.33	0.33%
21	07/02/2004	1 - 33	397.59	0.29%	397.85	0.9993	-0.26	-0.07%
22	07/02/2004	1 - 32	398.10	0.08%	397.85	1.0006	0.25	0.06%
23	07/15/2004	1 - 30	397.36	0.10%	397.85	0.9988	-0.49	-0.12%
24	08/03/2004	1 - 18	400.31	0.08%	397.85	1.0062	2.47	0.62%
25	08/03/2004	1 - 32	398.48	0.09%	397.85	1.0016	0.63	0.16%
26	08/09/2004	1 - 33	396.78	0.26%	397.85	0.9973	-1.07	-0.27%
27	09/07/2004	1 - 32	397.94	0.09%	397.85	1.0002	0.10	0.02%
28	10/06/2004	1 - 32	397.63	0.10%	397.84	0.9995	-0.21	-0.05%
29	10/06/2004	1 - 18	397.13	0.12%	397.84	0.9982	-0.71	-0.18%
30	11/10/2004	1 - 30	396.82	0.11%	397.84	0.9974	-1.02	-0.26%
31	12/14/2004	1 - 18	398.80	0.11%	397.83	1.0024	0.96	0.24%
32	12/14/2004	1 - 33	399.46	0.30%	397.83	1.0041	1.63	0.41%
33	12/14/2004	1 - 32	398.33	0.09%	397.83	1.0013	0.50	0.13%
34	06/29/2004	3a - 18	399.22	0.12%	397.85	1.0034	1.37	0.34%
35	07/15/2004	3a - 30	397.82	0.12%	397.85	0.9999	-0.02	-0.01%
36	09/14/2004	3a - 18	400.82	0.13%	397.84	1.0075	2.98	0.75%
37	11/10/2004	3a - 30	397.44	0.11%	397.84	0.9990	-0.40	-0.10%
38	11/17/2004	3a - 32	397.67	0.10%	397.84	0.9996	-0.16	-0.04%
39	12/15/2004	3a - 32	398.80	0.11%	397.83	1.0024	0.96	0.24%
40	12/15/2004	3a - 18	399.26	0.13%	397.83	1.0036	1.43	0.36%
41	07/14/2004	2 - 30	397.67	0.12%	397.85	0.9995	-0.18	-0.05%
42	09/10/2004	2 - 30	399.73	0.09%	397.84	1.0047	1.89	0.47%
43	09/10/2004	2 - 33	397.98	0.29%	397.84	1.0004	0.14	0.04%
44	11/05/2004	2 - 18	399.92	0.12%	397.84	1.0052	2.09	0.52%
45	11/05/2004	2 - 33	399.77	0.29%	397.84	1.0049	1.93	0.49%
46	11/16/2004	2 - 30	397.48	0.10%	397.83	0.9991	-0.36	-0.09%
47	11/16/2004	2 - 32	398.29	0.10%	397.84	1.0011	0.45	0.11%

*Statistical outliers, not included in graphs and tables.

Mean:	0.623	0.16%
Std. Deviation:	0.964	0.24%

Pu Mass DATA

Calendar Year 2004

21

SRS : Calex 1

#	Date Measured	Instr. ID	Measured Mass	Uncert. 1 STD	Accepted Mass	Ratio M/A	Grams Error	Percent Error
1	01/16/2004	-	393.96	0.03%	397.87	0.9902	-3.90	-0.98%
2	01/17/2004	-	393.74	0.03%	397.87	0.9896	-4.13	-1.04%
3	01/17/2004	-	393.85	0.03%	397.87	0.9899	-4.02	-1.01%
4	01/18/2004	-	393.31	0.03%	397.86	0.9885	-4.56	-1.15%
5	01/18/2004	-	395.61	0.07%	397.87	0.9943	-2.25	-0.57%
6	01/18/2004	-	392.51	0.03%	397.86	0.9866	-5.35	-1.34%
7	01/18/2004	-	394.82	0.07%	397.87	0.9923	-3.05	-0.77%
8	01/19/2004	-	394.07	0.07%	397.86	0.9905	-3.79	-0.95%
9	01/19/2004	-	396.25	0.07%	397.86	0.9959	-1.61	-0.41%
10	01/19/2004	-	395.55	0.07%	397.86	0.9942	-2.31	-0.58%
11	01/19/2004	-	395.95	0.07%	397.86	0.9952	-1.91	-0.48%
12	01/20/2004	-	397.36	0.07%	397.86	0.9987	-0.50	-0.13%
13	01/27/2004	-	404.68	0.05%	397.87	1.0171	6.81	1.71%
14	01/27/2004	-	405.32	0.05%	397.87	1.0187	7.45	1.87%
15	01/27/2004	-	405.31	0.05%	397.87	1.0187	7.44	1.87%
16	01/28/2004	-	407.35	0.05%	397.86	1.0238	9.48	2.38%
17	01/29/2004	-	404.71	0.05%	397.86	1.0172	6.85	1.72%
18	02/02/2004	-	407.43	0.04%	397.86	1.0241	9.57	2.41%
19	02/02/2004	-	394.14	0.05%	397.87	0.9906	-3.73	-0.94%
20	02/03/2004	-	394.53	0.05%	397.86	0.9916	-3.33	-0.84%
21	02/06/2004	-	400.92	0.05%	397.86	1.0077	3.05	0.77%
22	02/06/2004	-	408.59	0.05%	397.86	1.0270	10.73	2.70%
23	02/06/2004	-	407.07	0.05%	397.86	1.0231	9.20	2.31%
24	02/06/2004	-	399.42	0.05%	397.86	1.0039	1.56	0.39%
25	02/07/2004	-	407.10	0.05%	397.86	1.0232	9.24	2.32%
26	02/07/2004	-	399.45	0.05%	397.86	1.0040	1.59	0.40%
27	02/07/2004	-	396.76	0.05%	397.86	0.9972	-1.10	-0.28%
28	02/07/2004	-	404.36	0.05%	397.86	1.0163	6.50	1.63%
29	02/07/2004	-	406.30	0.05%	397.86	1.0212	8.43	2.12%
30	02/07/2004	-	398.66	0.05%	397.86	1.0020	0.80	0.20%
31	02/16/2004	-	402.55	0.04%	397.86	1.0118	4.69	1.18%
32	02/16/2004	-	397.38	0.06%	397.87	0.9988	-0.49	-0.12%
33	02/16/2004	-	403.55	0.04%	397.86	1.0143	5.69	1.43%
34	02/16/2004	-	398.37	0.06%	397.87	1.0013	0.50	0.13%
35	02/29/2004	-	398.81	0.05%	397.86	1.0024	0.94	0.24%
36	02/29/2004	-	395.53	0.09%	397.86	0.9941	-2.33	-0.59%
37	03/01/2004	-	394.22	0.09%	397.86	0.9909	-3.64	-0.91%
38	03/01/2004	-	397.49	0.05%	397.86	0.9991	-0.37	-0.09%
39	03/01/2004	-	394.32	0.09%	397.86	0.9911	-3.54	-0.89%
40	03/01/2004	-	397.59	0.05%	397.86	0.9993	-0.28	-0.07%
41	03/02/2004	-	396.66	0.05%	397.86	0.9970	-1.20	-0.30%
42	03/06/2004	-	405.31	0.04%	397.86	1.0187	7.44	1.87%
43	03/06/2004	-	394.35	0.07%	397.86	0.9912	-3.51	-0.88%
44	03/06/2004	-	407.76	0.04%	397.86	1.0249	9.90	2.49%
45	03/06/2004	-	396.74	0.07%	397.86	0.9972	-1.12	-0.28%
46	03/06/2004	-	394.77	0.07%	397.86	0.9922	-3.09	-0.78%
47	03/06/2004	-	405.74	0.04%	397.86	1.0198	7.88	1.98%
48	03/07/2004	-	395.93	0.07%	397.86	0.9951	-1.94	-0.49%
49	03/07/2004	-	406.92	0.04%	397.86	1.0228	9.06	2.28%

Pu Mass DATA

Calendar Year 2004

22

SRS : Calex 1

#	Date Measured	Instr. ID	Measured Mass	Uncert. 1 STD	Accepted Mass	Ratio M/A	Grams Error	Percent Error
50	03/07/2004	-	405.55	0.04%	397.86	1.0193	7.69	1.93%
51	03/07/2004	-	394.59	0.07%	397.86	0.9918	-3.27	-0.82%
52	03/08/2004	-	390.62	0.03%	397.86	0.9818	-7.25	-1.82%
53	03/08/2004	-	394.21	0.07%	397.86	0.9908	-3.65	-0.92%
54	03/08/2004	-	405.16	0.04%	397.86	1.0183	7.30	1.83%
55	03/09/2004	-	390.58	0.03%	397.86	0.9817	-7.28	-1.83%
56	03/10/2004	-	392.70	0.03%	397.86	0.9870	-5.16	-1.30%
57	03/19/2004	-	396.83	0.08%	397.86	0.9974	-1.03	-0.26%
58	03/20/2004	-	399.30	0.08%	397.86	1.0036	1.44	0.36%
59	03/21/2004	-	398.43	0.08%	397.86	1.0014	0.57	0.14%
60	03/21/2004	-	399.86	0.04%	397.86	1.0050	2.00	0.50%
61	03/21/2004	-	398.57	0.04%	397.86	1.0018	0.71	0.18%
62	03/21/2004	-	397.15	0.08%	397.86	0.9982	-0.71	-0.18%
63	03/23/2004	-	399.37	0.04%	397.86	1.0038	1.51	0.38%
64	03/28/2004	-	395.18	0.03%	397.86	0.9933	-2.68	-0.67%
65	04/03/2004	-	396.65	0.08%	397.86	0.9970	-1.21	-0.30%
66	04/03/2004	-	396.11	0.06%	397.86	0.9956	-1.75	-0.44%
67	04/05/2004	-	397.99	0.06%	397.86	1.0003	0.13	0.03%
68	04/05/2004	-	398.35	0.07%	397.86	1.0012	0.49	0.12%
69	04/05/2004	-	396.93	0.06%	397.86	0.9977	-0.92	-0.23%
70	04/05/2004	-	397.30	0.07%	397.86	0.9986	-0.56	-0.14%
71	05/27/2004	-	399.78	0.09%	397.86	1.0048	1.93	0.48%
72	05/28/2004	-	401.12	0.09%	397.85	1.0082	3.26	0.82%
73	05/29/2004	-	401.14	0.09%	397.85	1.0083	3.29	0.83%
74	05/29/2004	-	402.49	0.09%	397.85	1.0117	4.64	1.17%
75	06/03/2004	-	398.52	0.08%	397.86	1.0017	0.67	0.17%
76	06/03/2004	-	406.87	0.15%	397.85	1.0227	9.01	2.27%
77	06/04/2004	-	398.71	0.08%	397.85	1.0022	0.86	0.22%
78	06/04/2004	-	407.06	0.15%	397.85	1.0231	9.21	2.31%
79	06/05/2004	-	398.19	0.08%	397.85	1.0008	0.34	0.08%
80	06/05/2004	-	398.85	0.08%	397.85	1.0025	1.00	0.25%
81	06/05/2004	-	398.50	0.08%	397.85	1.0016	0.64	0.16%
82	06/08/2004	-	399.65	0.12%	397.85	1.0045	1.80	0.45%
83	06/12/2004	-	401.02	0.06%	397.85	1.0080	3.16	0.80%
84	06/12/2004	-	403.83	0.06%	397.85	1.0150	5.98	1.50%
85	06/13/2004	-	402.05	0.06%	397.85	1.0106	4.20	1.06%
86	06/22/2004	-	400.77	0.09%	397.85	1.0073	2.92	0.73%
87	06/22/2004	-	400.06	0.13%	397.85	1.0056	2.21	0.56%
88	06/22/2004	-	399.32	0.09%	397.85	1.0037	1.47	0.37%
89	06/22/2004	-	398.62	0.13%	397.85	1.0019	0.77	0.19%
90	06/23/2004	-	399.10	0.13%	397.85	1.0031	1.25	0.31%
91	06/23/2004	-	399.81	0.09%	397.85	1.0049	1.96	0.49%
92	07/02/2004	-	400.44	0.09%	397.85	1.0065	2.59	0.65%
93	07/02/2004	-	402.33	0.09%	397.85	1.0113	4.48	1.13%
94	07/03/2004	-	397.51	0.09%	397.85	0.9992	-0.34	-0.08%
95	07/04/2004	-	398.27	0.09%	397.85	1.0011	0.43	0.11%
96	07/09/2004	-	401.94	0.09%	397.85	1.0103	4.09	1.03%
97	07/09/2004	-	401.61	0.09%	397.85	1.0094	3.76	0.94%
98	07/09/2004	-	402.86	0.09%	397.85	1.0126	5.01	1.26%

Pu Mass DATA

Calendar Year 2004

23

SRS : Calex 1

#	Date Measured	Instr. ID	Measured Mass	Uncert. 1 STD	Accepted Mass	Ratio M/A	Grams Error	Percent Error
99	07/10/2004	-	400.98	0.09%	397.85	1.0079	3.13	0.79%
100	07/11/2004	-	402.13	0.09%	397.85	1.0108	4.28	1.08%
101	07/11/2004	-	400.41	0.09%	397.85	1.0064	2.56	0.64%
102	07/17/2004	-	394.07	0.13%	397.85	0.9905	-3.78	-0.95%
103	07/17/2004	-	396.58	0.05%	397.85	0.9968	-1.27	-0.32%
104	07/17/2004	-	393.95	0.13%	397.85	0.9902	-3.90	-0.98%
105	07/17/2004	-	396.46	0.05%	397.85	0.9965	-1.39	-0.35%
106	07/19/2004	-	394.88	0.05%	397.85	0.9925	-2.96	-0.75%
107	07/19/2004	-	392.38	0.13%	397.85	0.9863	-5.46	-1.37%
108	07/20/2004	-	395.20	0.09%	397.85	0.9933	-2.65	-0.67%
109	07/22/2004	-	396.85	0.06%	397.85	0.9975	-1.00	-0.25%
110	07/22/2004	-	395.35	0.09%	397.85	0.9937	-2.49	-0.63%
111	07/22/2004	-	397.15	0.09%	397.85	0.9982	-0.70	-0.18%
112	07/22/2004	-	398.65	0.06%	397.85	1.0020	0.80	0.20%
113	07/22/2004	-	397.57	0.06%	397.85	0.9993	-0.27	-0.07%
114	07/22/2004	-	396.08	0.09%	397.85	0.9955	-1.77	-0.45%
115	07/23/2004	-	400.93	0.06%	397.85	1.0078	3.09	0.78%
116	07/23/2004	-	400.15	0.06%	397.85	1.0058	2.30	0.58%
117	07/25/2004	-	400.04	0.07%	397.85	1.0055	2.19	0.55%
118	07/26/2004	-	400.04	0.09%	397.85	1.0055	2.20	0.55%
119	07/26/2004	-	401.40	0.07%	397.85	1.0089	3.55	0.89%
120	07/27/2004	-	400.03	0.07%	397.85	1.0055	2.19	0.55%
121	07/27/2004	-	398.68	0.09%	397.85	1.0021	0.83	0.21%
122	07/28/2004	-	401.49	0.12%	397.85	1.0091	3.64	0.91%
123	07/28/2004	-	399.31	0.09%	397.85	1.0037	1.46	0.37%
124	07/28/2004	-	399.63	0.09%	397.85	1.0045	1.79	0.45%
125	07/28/2004	-	401.81	0.12%	397.85	1.0100	3.96	1.00%
126	07/28/2004	-	401.97	0.12%	397.85	1.0104	4.12	1.04%
127	07/28/2004	-	399.79	0.09%	397.85	1.0049	1.94	0.49%
128	07/29/2004	-	399.71	0.12%	397.85	1.0047	1.86	0.47%
129	07/30/2004	-	403.86	0.12%	397.84	1.0151	6.01	1.51%
130	07/30/2004	-	399.38	0.12%	397.84	1.0039	1.54	0.39%
131	08/31/2004	-	396.44	0.12%	397.84	0.9965	-1.41	-0.35%
132	09/06/2004	-	393.96	0.09%	397.85	0.9902	-3.88	-0.98%
133	09/06/2004	-	393.59	0.09%	397.85	0.9893	-4.26	-1.07%
134	09/06/2004	-	395.36	0.09%	397.85	0.9937	-2.49	-0.63%
135	09/07/2004	-	395.44	0.09%	397.84	0.9940	-2.40	-0.60%
136	09/07/2004	-	395.23	0.09%	397.84	0.9934	-2.61	-0.66%
137	09/08/2004	-	393.58	0.09%	397.84	0.9893	-4.26	-1.07%
138	09/08/2004	-	392.86	0.09%	397.84	0.9875	-4.98	-1.25%
139	09/14/2004	-	395.63	0.11%	397.84	0.9944	-2.22	-0.56%
140	09/15/2004	-	393.66	0.11%	397.84	0.9895	-4.19	-1.05%
141	09/16/2004	-	394.26	0.11%	397.84	0.9910	-3.58	-0.90%
142	09/16/2004	-	393.56	0.11%	397.84	0.9892	-4.29	-1.08%
143	09/16/2004	-	393.61	0.11%	397.84	0.9894	-4.23	-1.06%
144	10/18/2004	-	394.31	0.13%	397.84	0.9911	-3.53	-0.89%
145	10/18/2004	-	394.29	0.13%	397.84	0.9911	-3.55	-0.89%
146	10/21/2004	-	396.91	0.14%	397.84	0.9976	-0.94	-0.24%
147	10/21/2004	-	396.36	0.08%	397.84	0.9963	-1.48	-0.37%

Pu Mass DATA

Calendar Year 2004

24

SRS : Calex 1

#	Date Measured	Instr. ID	Measured Mass	Uncert. 1 STD	Accepted Mass	Ratio M/A	Grams Error	Percent Error
148	10/22/2004	-	395.93	0.08%	397.84	0.9952	-1.91	-0.48%
149	10/22/2004	-	396.47	0.14%	397.84	0.9966	-1.37	-0.34%
150	10/22/2004	-	400.96	0.14%	397.84	1.0078	3.12	0.78%
151	10/22/2004	-	400.41	0.08%	397.84	1.0065	2.57	0.65%
152	10/23/2004	-	399.08	0.08%	397.84	1.0031	1.24	0.31%
153	10/25/2004	-	392.24	0.14%	397.84	0.9859	-5.60	-1.41%
154	10/26/2004	-	390.42	0.14%	397.84	0.9814	-7.42	-1.86%
155	10/26/2004	-	394.21	0.08%	397.84	0.9909	-3.63	-0.91%
156	10/25/2004	-	392.95	0.14%	397.84	0.9877	-4.89	-1.23%
157	10/26/2004	-	390.02	0.14%	397.84	0.9803	-7.82	-1.97%
158	10/26/2004	-	393.80	0.08%	397.84	0.9898	-4.04	-1.02%
159	10/26/2004	-	395.56	0.08%	397.84	0.9943	-2.28	-0.57%
160	10/26/2004	-	391.77	0.14%	397.84	0.9847	-6.07	-1.53%
161	10/27/2004	-	394.74	0.08%	397.84	0.9922	-3.10	-0.78%
162	10/27/2004	-	390.95	0.14%	397.84	0.9827	-6.88	-1.73%
163	10/28/2004	-	397.82	0.13%	397.84	0.9999	-0.02	-0.01%
164	10/28/2004	-	396.57	0.08%	397.84	0.9968	-1.27	-0.32%
165	10/29/2004	-	396.08	0.10%	397.84	0.9956	-1.76	-0.44%
166	10/29/2004	-	395.75	0.13%	397.84	0.9948	-2.08	-0.52%
167	10/29/2004	-	394.82	0.10%	397.84	0.9924	-3.02	-0.76%
168	10/29/2004	-	394.49	0.13%	397.84	0.9916	-3.35	-0.84%
169	10/30/2004	-	396.64	0.13%	397.84	0.9970	-1.19	-0.30%
170	10/30/2004	-	396.97	0.10%	397.84	0.9978	-0.87	-0.22%
171	10/30/2004	-	395.72	0.10%	397.84	0.9947	-2.12	-0.53%
172	10/30/2004	-	395.39	0.13%	397.84	0.9939	-2.44	-0.61%
173	10/30/2004	-	396.91	0.10%	397.84	0.9977	-0.93	-0.23%
174	10/30/2004	-	396.59	0.13%	397.84	0.9969	-1.25	-0.31%
175	10/31/2004	-	398.11	0.10%	397.84	1.0007	0.28	0.07%
176	10/31/2004	-	397.37	0.10%	397.84	0.9988	-0.47	-0.12%
177	11/06/2004	-	396.54	0.13%	397.84	0.9967	-1.30	-0.33%
178	11/06/2004	-	394.50	0.13%	397.84	0.9916	-3.34	-0.84%
179	11/06/2004	-	396.45	0.13%	397.84	0.9965	-1.39	-0.35%
180	11/06/2004	-	397.66	0.13%	397.84	0.9995	-0.18	-0.05%
181	11/07/2004	-	396.14	0.13%	397.84	0.9957	-1.70	-0.43%
182	11/08/2004	-	394.72	0.13%	397.84	0.9922	-3.12	-0.78%
183	11/08/2004	-	396.44	0.13%	397.84	0.9965	-1.39	-0.35%
184	11/08/2004	-	394.77	0.13%	397.84	0.9923	-3.06	-0.77%
185	11/08/2004	-	395.31	0.13%	397.84	0.9936	-2.53	-0.64%
186	11/10/2004	-	390.54	0.10%	397.84	0.9816	-7.30	-1.84%
187	11/10/2004	-	389.80	0.10%	397.84	0.9798	-8.04	-2.02%
188	11/10/2004	-	392.93	0.10%	397.84	0.9877	-4.91	-1.23%
189	11/10/2004	-	392.96	0.10%	397.84	0.9877	-4.88	-1.23%
190	11/11/2004	-	389.87	0.10%	397.84	0.9800	-7.97	-2.00%
191	11/15/2004	-	395.35	0.11%	397.84	0.9937	-2.49	-0.63%
192	11/16/2004	-	393.04	0.11%	397.84	0.9879	-4.79	-1.21%
193	11/17/2004	-	394.11	0.11%	397.84	0.9906	-3.72	-0.94%
194	11/17/2004	-	395.42	0.11%	397.84	0.9939	-2.41	-0.61%
195	11/19/2004	-	395.19	0.12%	397.84	0.9934	-2.65	-0.66%
196	11/19/2004	-	396.64	0.12%	397.84	0.9970	-1.20	-0.30%

Pu Mass DATA

Calendar Year 2004

25

SRS : Calex 1

#	Date Measured	Instr. ID	Measured Mass	Uncert. 1 STD	Accepted Mass	Ratio M/A	Grams Error	Percent Error	
197	11/19/2004	-	396.96	0.12%	397.84	0.9978	-0.88	-0.22%	
198	11/19/2004	-	397.95	0.12%	397.84	1.0003	0.12	0.03%	
199	11/20/2004	-	394.80	0.12%	397.84	0.9924	-3.04	-0.76%	
200	11/21/2004	-	390.62	0.09%	397.84	0.9819	-7.22	-1.81%	
201	11/21/2004	-	395.79	0.12%	397.83	0.9949	-2.04	-0.51%	
202	11/25/2004	-	394.21	0.12%	397.84	0.9909	-3.63	-0.91%	
203	11/25/2004	-	390.04	0.14%	397.84	0.9804	-7.80	-1.96%	
204	11/25/2004	-	397.59	0.12%	397.84	0.9994	-0.25	-0.06%	
205	11/25/2004	-	393.38	0.14%	397.84	0.9888	-4.45	-1.12%	
206	11/25/2004	-	389.69	0.14%	397.84	0.9795	-8.15	-2.05%	
207	11/25/2004	-	393.86	0.12%	397.84	0.9900	-3.98	-1.00%	
208	12/03/2004	-	397.08	0.08%	397.84	0.9981	-0.76	-0.19%	
209	12/05/2004	-	396.44	0.08%	397.83	0.9965	-1.39	-0.35%	
210	12/05/2004	-	392.70	0.07%	397.84	0.9871	-5.13	-1.29%	
211	12/14/2004	-	390.07	0.09%	397.83	0.9805	-7.77	-1.95%	
212	12/14/2004	-	389.87	0.09%	397.83	0.9800	-7.96	-2.00%	
213	12/14/2004	-	388.56	0.09%	397.83	0.9767	-9.28	-2.33%	
214	12/23/2004	-	391.45	0.11%	397.84	0.9839	-6.39	-1.61%	
215	12/23/2004	-	390.83	0.11%	397.84	0.9824	-7.00	-1.76%	
216	12/24/2004	-	389.93	0.11%	397.83	0.9801	-7.90	-1.99%	
							Mean:	-0.535	-0.13%
							Std. Deviation:	4.197	1.06%

* Statistical outliers, not included in graphs and tables.

I. POWER MEASUREMENTS TABLES AND GRAPHS

RESULTS OF ANALYSIS OF POWER DATA 1st QUARTER 2004 Calex 1

	HANFORD	LLNL	SRS
Mean Error (mW)	-1.404	-0.002	-0.285
Standard Deviation (mW)	3.659	2.709	12.655
Uncertainty in the Mean (mW)	1.220	0.751	3.069
Mean Error (%)	-0.14%	0.00%	-0.03%
Standard Deviation (%)	0.36%	0.26%	1.23%
Uncertainty in the Mean (%)	0.12%	0.07%	0.30%
Number of Data Points	9	13	17
Number of Outliers	0	0	0

Difference from Last Quarter in:

Mean Error (mW)	-0.640	****	7.949
Standard Deviation (mW)	-0.858	****	1.982
Uncertainty in the Mean (mW)	-0.286	****	-2.267
Mean Error (%)	-0.06%	****	0.78%
Standard Deviation (%)	-0.08%	****	0.19%
Uncertainty in the Mean (%)	-0.03%	****	-0.22%
Number of Data Points	0	13	13

RESULTS OF ANALYSIS OF POWER DATA
 2nd QUARTER 2004 Calex 1

	HANFORD	LLNL	SRS
Mean Error (mW)	-4.446	-0.242	0.088
Standard Deviation (mW)	3.762	1.582	7.135
Uncertainty in the Mean (mW)	1.254	0.423	2.256
Mean Error (%)	-0.43%	-0.02%	0.01%
Standard Deviation (%)	0.37%	0.15%	0.70%
Uncertainty in the Mean (%)	0.12%	0.04%	0.22%
Number of Data Points	9	14	10
Number of Outliers	0	0	0

Difference from Last Quarter in:

Mean Error (mW)	-3.042	-0.240	0.373
Standard Deviation (mW)	0.103	-1.127	-5.520
Uncertainty in the Mean (mW)	0.034	-0.329	-0.813
Mean Error (%)	-0.30%	-0.02%	0.04%
Standard Deviation (%)	0.01%	-0.11%	-0.54%
Uncertainty in the Mean (%)	0.00%	-0.03%	-0.08%
Number of Data Points	0	1	-7

**RESULTS OF ANALYSIS OF POWER DATA
3rd QUARTER 2004 Calex 1**

	HANFORD	LLNL	SRS
Mean Error (mW)	-3.272	-0.368	-2.404
Standard Deviation (mW)	3.461	2.655	5.828
Uncertainty in the Mean (mW)	1.224	0.710	1.414
Mean Error (%)	-0.32%	-0.04%	-0.23%
Standard Deviation (%)	0.34%	0.26%	0.57%
Uncertainty in the Mean (%)	0.12%	0.07%	0.14%
Number of Data Points	8	14	17
Number of Outliers	0	0	0

Difference from Last Quarter in:

Mean Error (mW)	0.859	-0.126	-2.492
Standard Deviation (mW)	-0.297	1.073	-1.306
Uncertainty in the Mean (mW)	-0.197	0.287	-0.843
Mean Error (%)	0.08%	-0.01%	-0.24%
Standard Deviation (%)	-0.03%	0.10%	-0.13%
Uncertainty in the Mean (%)	-0.02%	0.03%	-0.08%
Number of Data Points	1	0	7

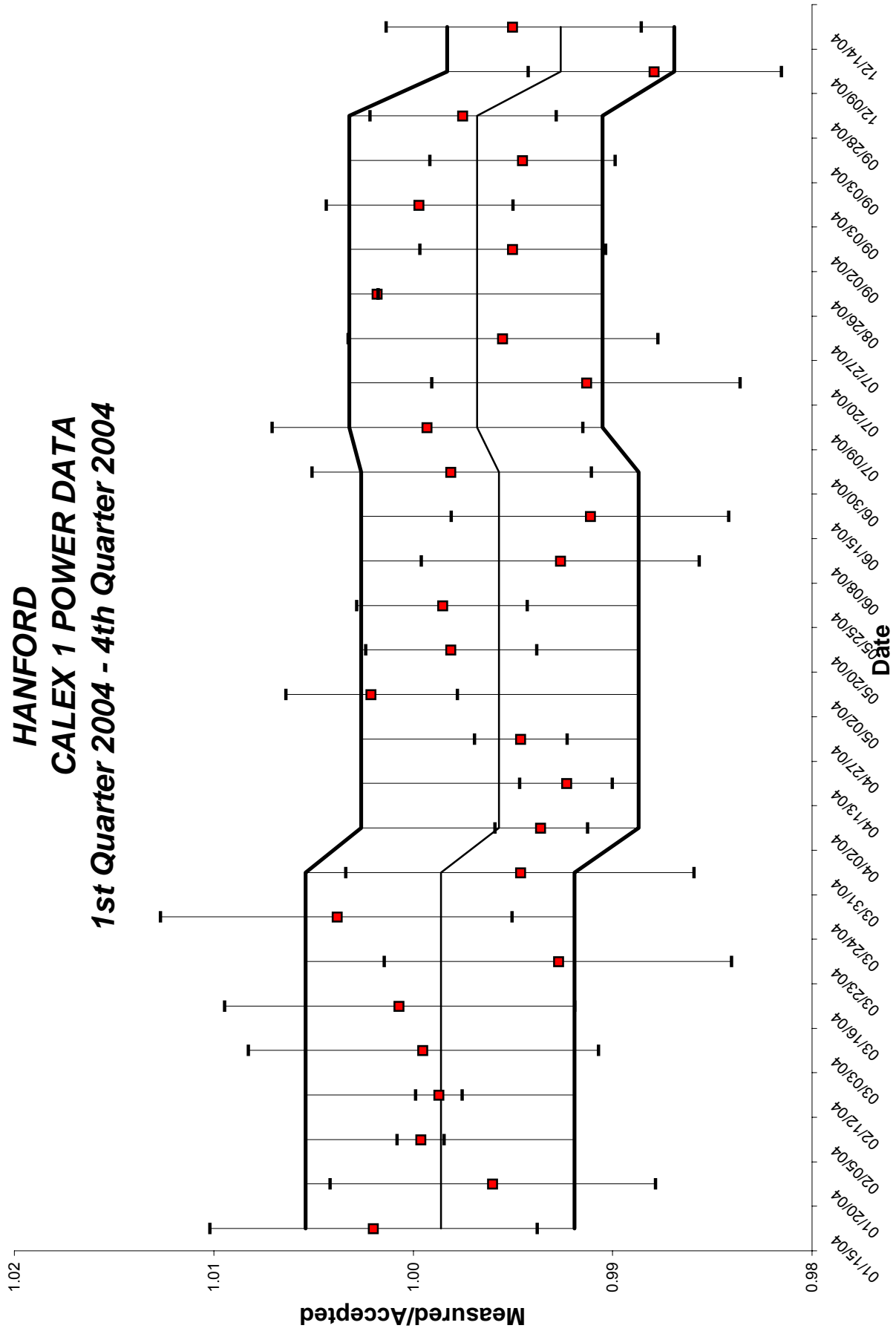
RESULTS OF ANALYSIS OF POWER DATA 4th QUARTER 2004 Calex 1

	HANFORD	LLNL	SRS
Mean Error (mW)	-7.649	-0.072	-2.764
Standard Deviation (mW)	3.374	2.597	6.111
Uncertainty in the Mean (mW)	1.687	0.630	1.440
Mean Error (%)	-0.74%	-0.01%	-0.27%
Standard Deviation (%)	0.33%	0.25%	0.60%
Uncertainty in the Mean (%)	0.16%	0.06%	0.14%
Number of Data Points	4	17	18
Number of Outliers	3	1	0

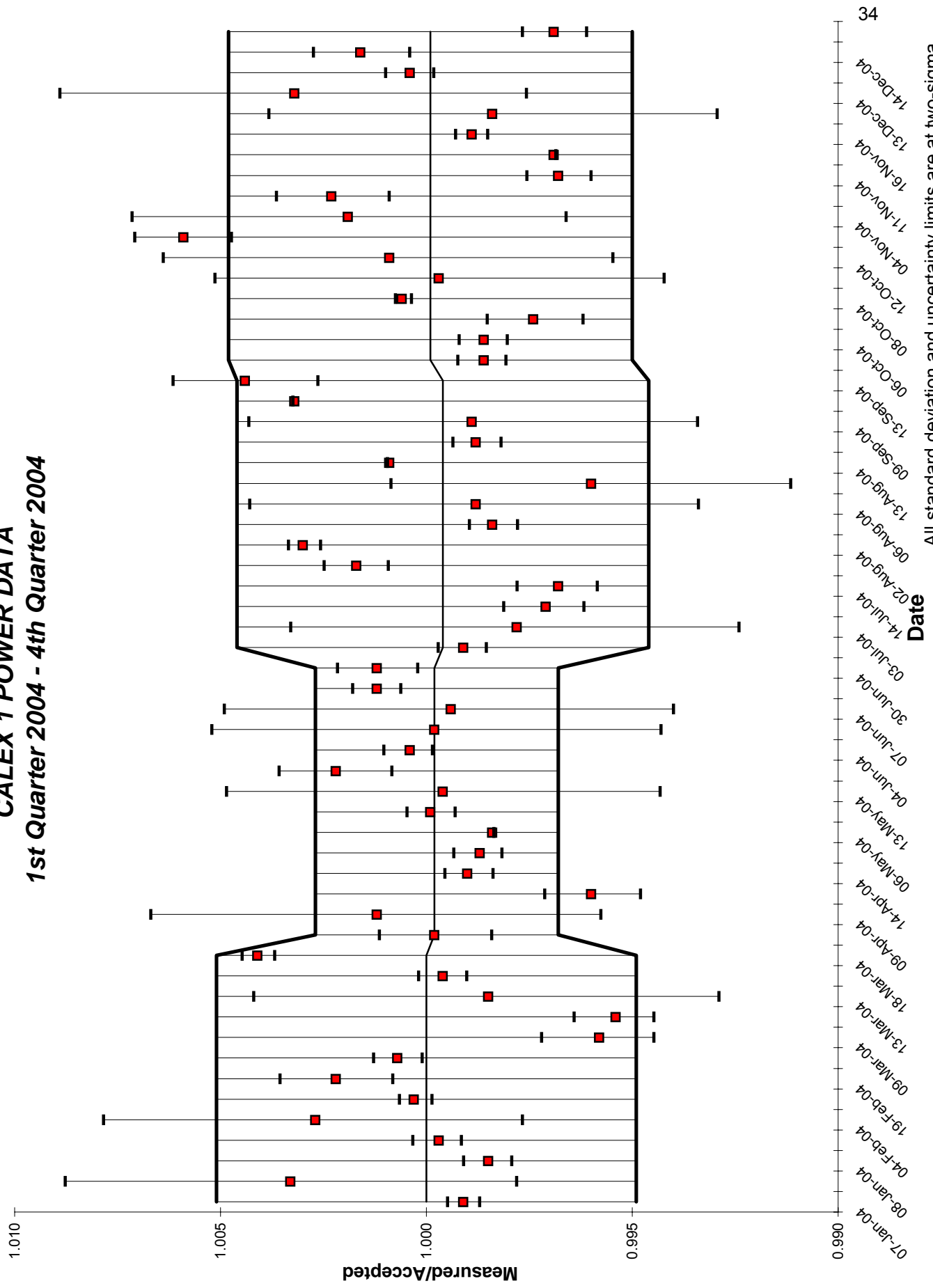
Difference from Last Quarter in:

Mean Error (mW)	-4.377	0.296	-0.360
Standard Deviation (mW)	-0.087	-0.058	0.283
Uncertainty in the Mean (mW)	0.464	-0.080	0.027
Mean Error (%)	-0.43%	0.03%	-0.03%
Standard Deviation (%)	-0.01%	-0.01%	0.03%
Uncertainty in the Mean (%)	0.05%	-0.01%	0.00%
Number of Data Points	-4	3	1

**HANFORD
CALEX 1 POWER DATA
1st Quarter 2004 - 4th Quarter 2004**

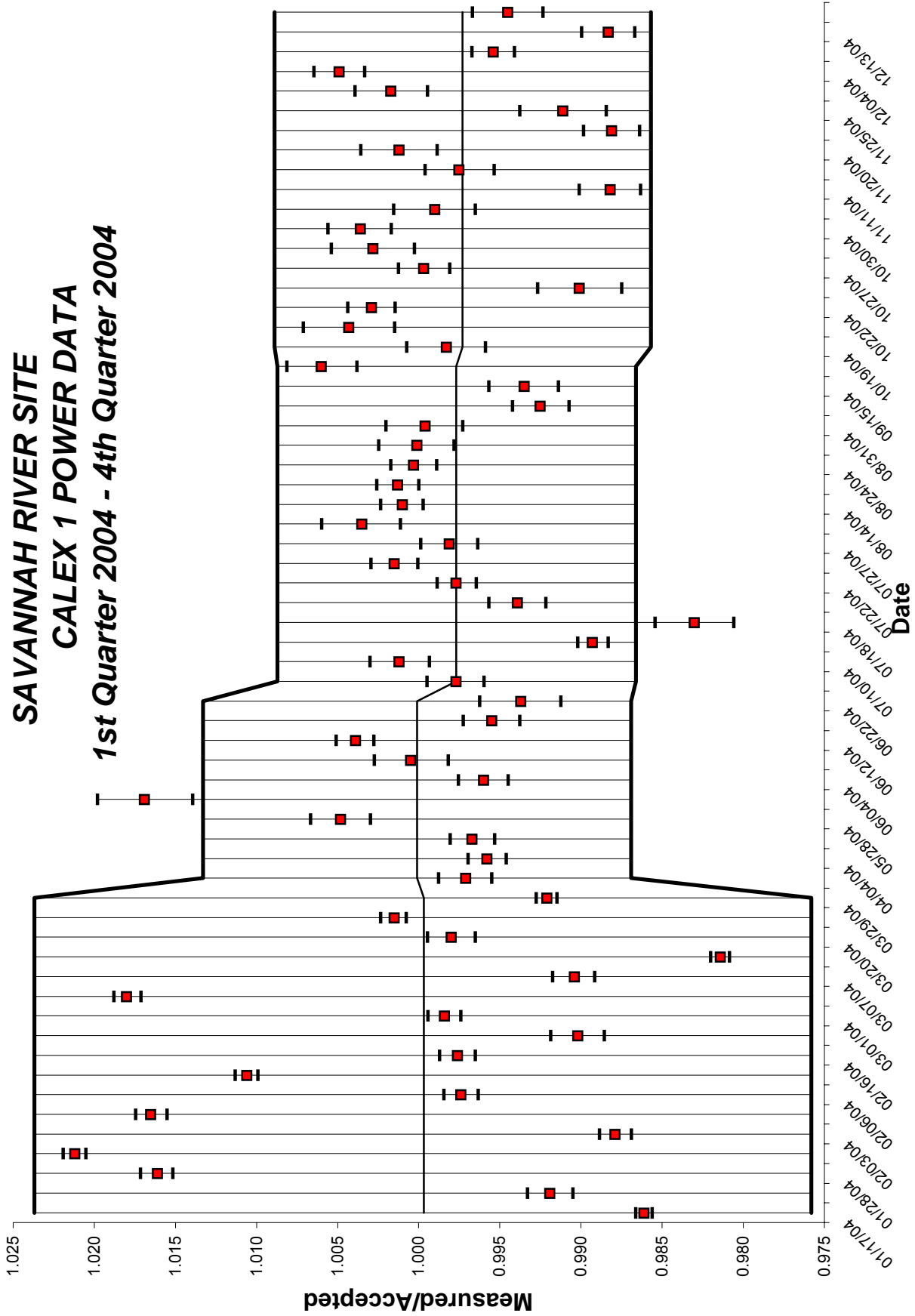


**LAWRENCE LIVERMORE
CALEX 1 POWER DATA
1st Quarter 2004 - 4th Quarter 2004**



All standard deviation and uncertainty limits are at two-sigma.

**SAVANNAH RIVER SITE
CALEX 1 POWER DATA
1st Quarter 2004 - 4th Quarter 2004**



All standard deviation and uncertainty limits are at two sigma.

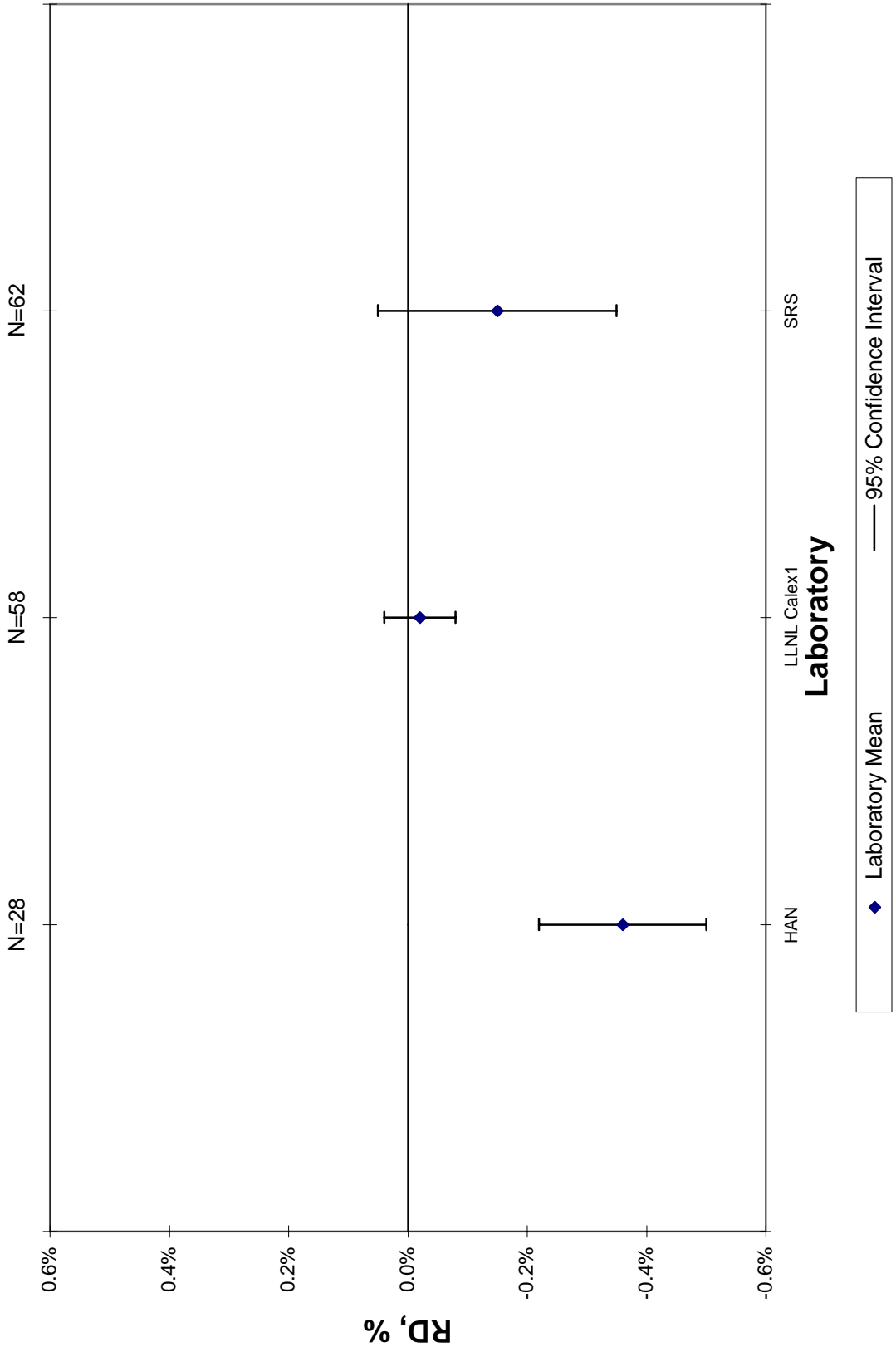
RESULTS OF ANALYSIS OF POWER DATA.Calex 1 2004

	HANFORD	LLNL	SRS
Mean Error (mW)	-3.647	-0.169	-1.526
Standard Deviation (mW)	3.959	2.374	8.388
Uncertainty in the Mean (mW)	0.723	0.312	1.065
Mean Error (%)	-0.36%	-0.02%	-0.15%
Standard Deviation (%)	0.39%	0.23%	0.82%
Uncertainty in the Mean (%)	0.07%	0.03%	0.10%
Number of Data Points	30	58	62
Number of Outliers	3	1	0

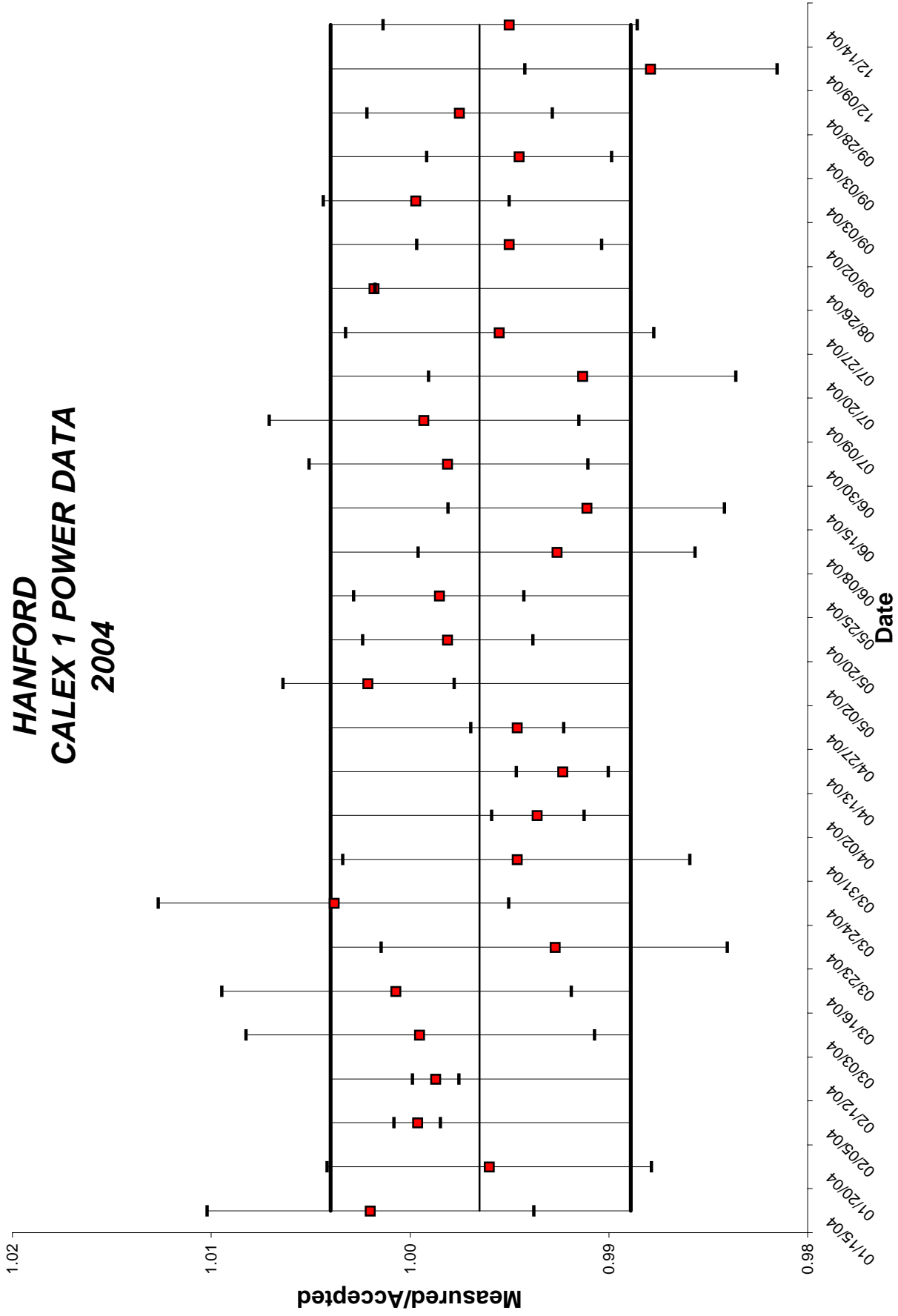
Difference from Last Year in:

Mean Error (mW)	-2.344	-0.700	0.065
Standard Deviation (mW)	-0.678	0.298	0.772
Uncertainty in the Mean (mW)	0.046	-0.095	0.019
Mean Error (%)	-0.23%	-0.07%	0.01%
Standard Deviation (%)	-0.07%	0.03%	0.07%
Uncertainty in the Mean (%)	0.00%	-0.01%	0.00%
Number of Data Points	-17	32	9
Number of Outliers	3	1	0

New Brunswick Laboratory Calorimetry Exchange Program Power, 2004

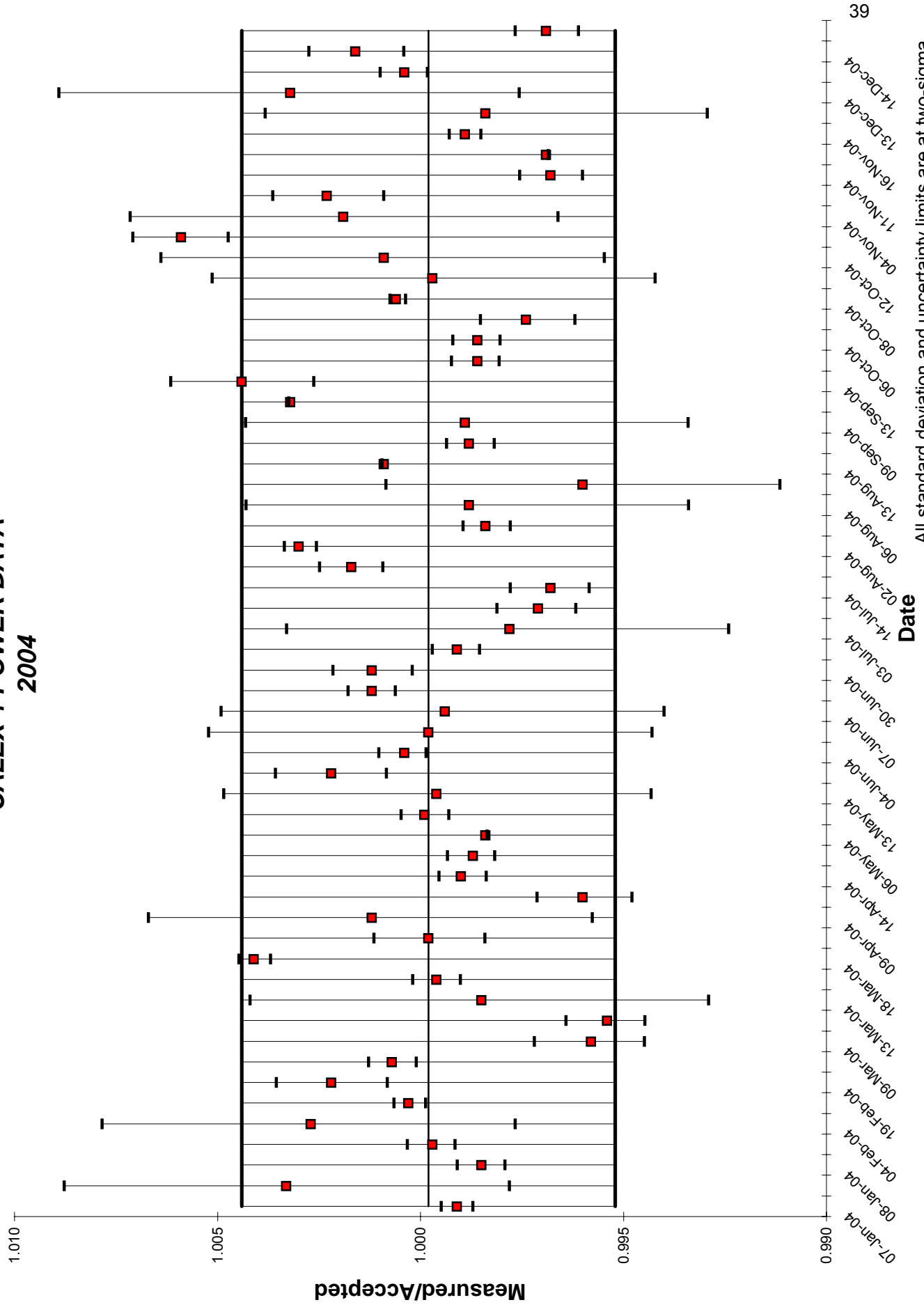


**HANFORD
CALEX 1 POWER DATA
2004**

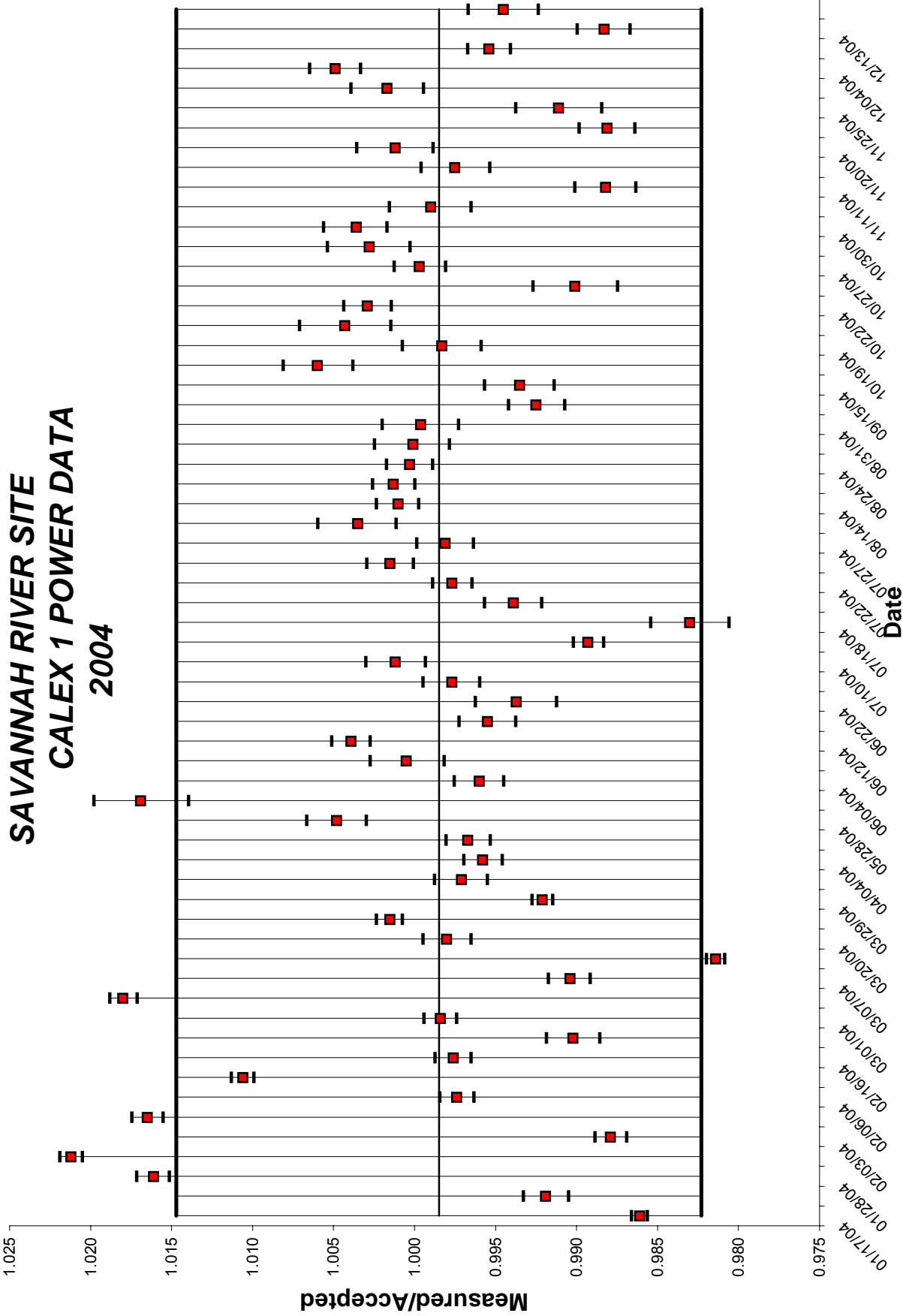


All standard deviation and uncertainty limits are at two sigma.

LAWRENCE LIVERMORE
CALEX 1 POWER DATA
2004



All standard deviation and uncertainty limits are at two-sigma.



All standard deviation and uncertainty limits are at two sigma.

POWER DATA

Calendar Year 2004

Hanford: Calex 1

#	Date Measured	Instr. ID	Measured Watts	Uncert. 1 STD	Accepted Watts	Ratio M/A	mW Error	Percent Error	
1	01/15/2004	6	1.0271	0.42%	1.0251	1.0020	0.0020	0.20%	
2	01/20/2004	8	1.0210	0.42%	1.0251	0.9960	-0.0041	-.40%	
3	02/05/2004	7	1.0248	0.06%	1.0252	0.9996	-0.0004	-.04%	
4	02/12/2004	9	1.0239	0.06%	1.0252	0.9987	-0.0013	-.13%	
5	03/03/2004	8	1.0248	0.45%	1.0253	0.9995	-0.0005	-.05%	
6	03/16/2004	10	1.0261	0.45%	1.0254	1.0007	0.0007	0.07%	
7	03/23/2004	7	1.0180	0.45%	1.0254	0.9927	-0.0074	-.73%	
8	03/24/2004	10	1.0294	0.45%	1.0255	1.0038	0.0039	0.38%	
9	03/31/2004	9	1.0200	0.45%	1.0255	0.9946	-0.0055	-.54%	
10	04/02/2004	10	1.0189	0.12%	1.0255	0.9936	-0.0066	-.64%	
11	04/13/2004	8	1.0177	0.12%	1.0256	0.9923	-0.0079	-.77%	
12	04/27/2004	7	1.0201	0.12%	1.0256	0.9946	-0.0055	-.54%	
13	05/02/2004	9	1.0278	0.22%	1.0257	1.0021	0.0021	0.21%	
14	05/20/2004	9	1.0238	0.22%	1.0258	0.9981	-0.0020	-.19%	
15	05/25/2004	10	1.0243	0.22%	1.0258	0.9985	-0.0015	-.15%	
16	06/08/2004	8	1.0183	0.36%	1.0259	0.9926	-0.0076	-.74%	
17	06/15/2004	7	1.0168	0.36%	1.0259	0.9911	-0.0091	-.89%	
18	06/30/2004	9	1.0240	0.36%	1.0260	0.9981	-0.0020	-.19%	
19	07/09/2004	10	1.0253	0.40%	1.0260	0.9993	-0.0007	-.07%	
20	07/20/2004	8	1.0172	0.40%	1.0261	0.9913	-0.0089	-.87%	
21	07/27/2004	9	1.0215	0.40%	1.0261	0.9955	-0.0046	-.45%	
* 22	11/11/2004	9	1.0238	0.19%	0.9187	1.1144	0.1051	11.4%	
* 23	11/12/2004	7	1.0270	0.19%	0.9187	1.1179	0.1083	11.8%	
* 24	11/17/2004	8	1.0275	0.19%	0.9187	1.1184	0.1088	11.8%	
25	12/09/2004	7	1.0144	0.33%	1.0269	0.9879	-0.0125	-1.2%	
26	12/14/2004	9	1.0217	0.33%	1.0269	0.9950	-0.0052	-.50%	
27	12/21/2004	8	1.0194	0.33%	1.0269	0.9927	-0.0075	-.73%	
28	12/22/2004	10	1.0215	0.33%	1.0269	0.9947	-0.0054	-.53%	
29	08/26/2004	9	1.0281	0.00%	1.0263	1.0018	0.0018	0.18%	
30	09/02/2004	8	1.0212	0.24%	1.0263	0.9950	-0.0051	-.50%	
31	09/03/2004	9	1.0260	0.24%	1.0263	0.9997	-0.0003	-.03%	
32	09/03/2004	10	1.0207	0.24%	1.0263	0.9945	-0.0056	-.55%	
33	09/28/2004	9	1.0239	0.24%	1.0265	0.9975	-0.0026	-.25%	
							Mean:	-3.647	-0.36%
							Std. Deviation:	3.959	0.39%

Statistical outliers are in bold *, and are not included in graphs and tables.

POWER DATA

Calendar Year 2004

42

LLNL : Calex 1

#	Date Measured	Instr. ID	Measured Watts	Uncert. 1 STD	Accepted Watts	Ratio M/A	mW Error	Percent Error
1	01/07/2004	32	1.0241	0.02%	1.0250	0.9991	-0.0009	-.09%
2	01/08/2004	33	1.0284	0.28%	1.0250	1.0033	0.0034	0.33%
3	01/08/2004	18	1.0235	0.03%	1.0250	0.9985	-0.0015	-.15%
4	01/15/2004	30	1.0248	0.03%	1.0251	0.9997	-0.0003	-.03%
5	02/04/2004	33	1.0280	0.26%	1.0252	1.0027	0.0028	0.27%
6	02/14/2004	30	1.0255	0.02%	1.0252	1.0003	0.0003	0.03%
7	02/19/2004	18	1.0275	0.07%	1.0253	1.0022	0.0022	0.22%
8	02/24/2004	32	1.0260	0.03%	1.0253	1.0007	0.0007	0.07%
9	03/09/2004	18	1.0211	0.07%	1.0254	0.9958	-0.0043	-.42%
10	03/10/2004	18	1.0207	0.05%	1.0254	0.9954	-0.0047	-.46%
11	03/13/2004	33	1.0239	0.29%	1.0254	0.9985	-0.0015	-.15%
12	03/16/2004	32	1.0250	0.03%	1.0254	0.9996	-0.0004	-.04%
13	03/18/2004	30	1.0296	0.02%	1.0254	1.0041	0.0042	0.41%
14	04/07/2004	18	1.0253	0.07%	1.0255	0.9998	-0.0002	-.02%
15	04/09/2004	33	1.0268	0.28%	1.0255	1.0012	0.0013	0.12%
16	04/10/2004	30	1.0214	0.06%	1.0255	0.9960	-0.0041	-.40%
17	04/14/2004	32	1.0245	0.03%	1.0256	0.9990	-0.0011	-.10%
18	05/05/2004	18	1.0244	0.03%	1.0257	0.9987	-0.0013	-.13%
19	05/06/2004	30	1.0240	0.00%	1.0257	0.9984	-0.0017	-.16%
20	05/11/2004	32	1.0256	0.03%	1.0257	0.9999	-0.0001	-.01%
21	05/13/2004	33	1.0253	0.27%	1.0257	0.9996	-0.0004	-.04%
22	06/02/2004	18	1.0281	0.07%	1.0258	1.0022	0.0023	0.22%
23	06/04/2004	32	1.0263	0.03%	1.0258	1.0004	0.0005	0.04%
24	06/05/2004	33	1.0256	0.28%	1.0259	0.9998	-0.0003	-.02%
25	06/07/2004	33	1.0253	0.28%	1.0259	0.9994	-0.0006	-.06%
26	06/08/2004	30	1.0271	0.03%	1.0259	1.0012	0.0012	0.12%
27	06/30/2004	18	1.0272	0.05%	1.0260	1.0012	0.0012	0.12%
28	07/02/2004	32	1.0251	0.03%	1.0260	0.9991	-0.0009	-.09%
29	07/03/2004	33	1.0238	0.28%	1.0260	0.9978	-0.0022	-.22%
30	07/07/2004	30	1.0231	0.05%	1.0260	0.9971	-0.0029	-.29%
31	07/14/2004	30	1.0228	0.05%	1.0261	0.9968	-0.0033	-.32%
32	07/30/2004	18	1.0279	0.04%	1.0262	1.0017	0.0017	0.17%
33	08/02/2004	18	1.0292	0.02%	1.0262	1.0030	0.0030	0.30%
34	08/04/2004	32	1.0245	0.03%	1.0262	0.9984	-0.0017	-.16%
35	08/06/2004	33	1.0250	0.28%	1.0262	0.9988	-0.0012	-.12%
36	08/09/2004	33	1.0221	0.25%	1.0262	0.9960	-0.0041	-.40%
37	08/13/2004	30	1.0272	0.00%	1.0262	1.0009	0.0010	0.09%
38	09/08/2004	32	1.0251	0.03%	1.0264	0.9988	-0.0013	-.12%
39	09/09/2004	33	1.0252	0.28%	1.0264	0.9989	-0.0012	-.11%
40	09/10/2004	30	1.0297	0.00%	1.0264	1.0032	0.0033	0.32%
41	09/13/2004	18	1.0309	0.09%	1.0264	1.0044	0.0045	0.44%
42	10/01/2004	32	1.0251	0.03%	1.0265	0.9986	-0.0014	-.14%
43	10/06/2004	32	1.0251	0.03%	1.0265	0.9986	-0.0014	-.14%
44	10/06/2004	18	1.0238	0.06%	1.0265	0.9974	-0.0027	-.26%
45	10/08/2004	30	1.0271	0.01%	1.0265	1.0006	0.0006	0.06%
46	10/09/2004	33	1.0262	0.28%	1.0265	0.9997	-0.0003	-.03%
47	10/12/2004	33	1.0275	0.28%	1.0266	1.0009	0.0009	0.09%
48	10/29/2004	18	1.0327	0.06%	1.0266	1.0059	0.0061	0.59%
*49	11/01/2004	18	1.0366	0.08 %	1.0267	1.0097	0.0099	0.97 %

POWER DATA

Calendar Year 2004

LLNL : Calex 1

#	Date Measured	Instr. ID	Measured Watts	Uncert. 1 STD	Accepted Watts	Ratio M/A	mW Error	Percent Error	
50	11/04/2004	33	1.0286	0.27%	1.0267	1.0019	0.0019	0.19%	
51	11/04/2004	18	1.0290	0.07%	1.0267	1.0023	0.0023	0.23%	
52	11/11/2004	30	1.0234	0.04%	1.0267	0.9968	-0.0033	-.32%	
53	11/15/2004	30	1.0235	0.00%	1.0267	0.9969	-0.0032	-.31%	
54	11/16/2004	32	1.0256	0.02%	1.0267	0.9989	-0.0011	-.11%	
55	12/10/2004	33	1.0252	0.28%	1.0269	0.9984	-0.0017	-.16%	
56	12/13/2004	33	1.0302	0.29%	1.0269	1.0032	0.0033	0.32%	
57	12/14/2004	32	1.0273	0.03%	1.0269	1.0004	0.0004	0.04%	
58	12/14/2004	18	1.0285	0.06%	1.0269	1.0016	0.0016	0.16%	
59	12/17/2004	30	1.0237	0.04%	1.0269	0.9969	-0.0032	-.31%	
							Mean:	-0.169	-0.02%
							Std. Deviation:	2.374	0.23%

* Statistical outliers, not included in graphs and table

POWER DATA

Calendar Year 2004

SRS : Calex 1

#	Date Measured	Instr. ID	Measured Watts	Uncert. 1 STD	Accepted Watts	Ratio M/A	mW Error	Percent Error
1	01/17/2004		1.0108	0.03%	1.0251	0.9861	-0.0142	-1.4%
2	01/19/2004		1.0168	0.07%	1.0251	0.9919	-0.0083	-.81%
3	01/28/2004		1.0417	0.05%	1.0251	1.0161	0.0165	1.61%
4	02/01/2004		1.0469	0.04%	1.0252	1.0212	0.0217	2.12%
5	02/03/2004		1.0128	0.05%	1.0252	0.9879	-0.0124	-1.2%
6	02/06/2004		1.0421	0.05%	1.0252	1.0165	0.0169	1.65%
7	02/06/2004		1.0225	0.05%	1.0252	0.9974	-0.0027	-.26%
8	02/16/2004		1.0361	0.04%	1.0253	1.0106	0.0109	1.06%
9	02/16/2004		1.0228	0.06%	1.0253	0.9976	-0.0025	-.24%
10	02/29/2004		1.0153	0.09%	1.0253	0.9902	-0.0100	-.98%
11	03/01/2004		1.0237	0.05%	1.0253	0.9984	-0.0016	-.16%
12	03/07/2004		1.0438	0.04%	1.0254	1.0180	0.0184	1.80%
13	03/07/2004		1.0156	0.07%	1.0254	0.9904	-0.0098	-.96%
14	03/09/2004		1.0063	0.03%	1.0254	0.9814	-0.0191	-1.9%
15	03/20/2004		1.0234	0.08%	1.0254	0.9980	-0.0021	-.20%
16	03/22/2004		1.0270	0.04%	1.0254	1.0015	0.0016	0.15%
17	03/29/2004		1.0174	0.03%	1.0255	0.9921	-0.0081	-.79%
18	04/03/2004		1.0226	0.08%	1.0255	0.9971	-0.0029	-.29%
19	04/04/2004		1.0212	0.06%	1.0255	0.9958	-0.0043	-.42%
20	04/05/2004		1.0221	0.07%	1.0255	0.9967	-0.0034	-.33%
21	05/28/2004		1.0307	0.09%	1.0258	1.0048	0.0049	0.48%
22	06/03/2004		1.0431	0.15%	1.0258	1.0169	0.0173	1.69%
23	06/04/2004		1.0218	0.08%	1.0258	0.9960	-0.0041	-.40%
24	06/09/2004		1.0263	0.12%	1.0259	1.0005	0.0005	0.05%
25	06/12/2004		1.0299	0.06%	1.0259	1.0039	0.0040	0.39%
26	06/22/2004		1.0213	0.09%	1.0259	0.9955	-0.0046	-.45%
27	06/22/2004		1.0195	0.13%	1.0259	0.9937	-0.0064	-.63%
28	07/03/2004		1.0237	0.09%	1.0260	0.9977	-0.0023	-.23%
29	07/10/2004		1.0272	0.09%	1.0260	1.0012	0.0012	0.12%
30	07/18/2004		1.0151	0.05%	1.0261	0.9893	-0.0110	-1.1%
31	07/18/2004		1.0086	0.13%	1.0261	0.9830	-0.0174	-1.7%
32	07/21/2004		1.0199	0.09%	1.0261	0.9939	-0.0063	-.61%
33	07/22/2004		1.0237	0.06%	1.0261	0.9977	-0.0024	-.23%
34	07/26/2004		1.0277	0.07%	1.0261	1.0015	0.0015	0.15%
35	07/27/2004		1.0242	0.09%	1.0261	0.9981	-0.0019	-.19%
36	07/29/2004		1.0298	0.12%	1.0261	1.0035	0.0036	0.35%
37	08/14/2004		1.0273	0.07%	1.0262	1.0010	0.0011	0.10%
38	08/23/2004		1.0276	0.07%	1.0263	1.0013	0.0013	0.13%
39	08/24/2004		1.0266	0.07%	1.0263	1.0003	0.0003	0.03%
40	08/29/2004		1.0265	0.12%	1.0263	1.0001	0.0001	0.01%
41	08/31/2004		1.0260	0.12%	1.0263	0.9996	-0.0004	-.04%
42	09/07/2004		1.0186	0.09%	1.0264	0.9925	-0.0077	-.75%
43	09/15/2004		1.0198	0.11%	1.0264	0.9935	-0.0066	-.65%
44	09/23/2004		1.0326	0.11%	1.0264	1.0060	0.0061	0.60%
45	10/19/2004		1.0248	0.13%	1.0266	0.9983	-0.0017	-.17%
46	10/21/2004		1.0310	0.14%	1.0266	1.0043	0.0044	0.43%
47	10/22/2004		1.0296	0.08%	1.0266	1.0029	0.0030	0.29%
48	10/26/2004		1.0164	0.14%	1.0266	0.9901	-0.0102	-.99%
49	10/27/2004		1.0263	0.08%	1.0266	0.9997	-0.0004	-.03%

POWER DATA

Calendar Year 2004

45

SRS : Calex 1

#	Date Measured	Instr. ID	Measured Watts	Uncert. 1 STD	Accepted Watts	Ratio M/A	mW Error	Percent Error	
50	10/29/2004		1.0295	0.13%	1.0266	1.0028	0.0029	0.28%	
51	10/30/2004		1.0304	0.10%	1.0266	1.0036	0.0037	0.36%	
52	11/07/2004		1.0257	0.13%	1.0267	0.9990	-0.0010	-.10%	
53	11/11/2004		1.0146	0.10%	1.0267	0.9882	-0.0121	-1.2%	
54	11/16/2004		1.0241	0.11%	1.0267	0.9975	-0.0026	-.25%	
55	11/20/2004		1.0280	0.12%	1.0268	1.0012	0.0012	0.12%	
56	11/22/2004		1.0146	0.09%	1.0268	0.9881	-0.0122	-1.2%	
57	11/25/2004		1.0176	0.14%	1.0268	0.9911	-0.0092	-.89%	
58	11/25/2004		1.0285	0.12%	1.0268	1.0017	0.0017	0.17%	
59	12/04/2004		1.0319	0.08%	1.0268	1.0049	0.0050	0.49%	
60	12/05/2004		1.0221	0.07%	1.0268	0.9954	-0.0047	-.46%	
61	12/13/2004		1.0149	0.09%	1.0269	0.9883	-0.0120	-1.2%	
62	12/24/2004		1.0213	0.11%	1.0269	0.9945	-0.0056	-.55%	
							Mean:	-1.526	-0.15%
							Std. Deviation:	8.388	0.82%

* Statistical outliers, not included in graphs and tables.

J. P_{eff} VALUES TABLES AND GRAPHS

RESULTS OF ANALYSIS OF P-EFFECTIVE DATA
 1st QUARTER 2004 Calex 1

	HANFORD	LLNL	SRS
Mean Error (uW/g)	-1.691	-4.980	-7.742
Standard Deviation (uW/g)	4.236	2.394	7.019
Uncertainty in the Mean (uW/g)	0.678	0.489	0.692
Mean Error (%)	-0.07%	-0.19%	-0.30%
Standard Deviation (%)	0.16%	0.09%	0.27%
Uncertainty in the Mean (%)	0.03%	0.02%	0.03%
Number of Data Points	39	24	103
Number of Outliers	0	0	0

Difference from Last Quarter in:

Mean Error (uW/g)	-0.412	1.234	5.363
Standard Deviation (uW/g)	4.236	0.376	0.426
Uncertainty in the Mean (uW/g)	0.028	-0.184	0.051
Mean Error (%)	-0.02%	0.05%	0.21%
Standard Deviation (%)	0.16%	0.01%	0.02%
Uncertainty in the Mean (%)	0.00%	-0.01%	0.00%
Number of Data Points	9	15	-3

RESULTS OF ANALYSIS OF P-EFFECTIVE DATA
 2nd QUARTER 2004 Calex 1

	HANFORD	LLNL	SRS
Mean Error (uW/g)	-2.912	-4.970	-10.69
Standard Deviation (uW/g)	2.943	2.527	8.719
Uncertainty in the Mean (uW/g)	0.460	0.527	1.028
Mean Error (%)	-0.11%	-0.19%	-0.41%
Standard Deviation (%)	0.11%	0.10%	0.34%
Uncertainty in the Mean (%)	0.02%	0.02%	0.04%
Number of Data Points	41	23	72
Number of Outliers	1	0	0

Difference from Last Quarter in:

Mean Error (uW/g)	-1.221	0.010	-2.951
Standard Deviation (uW/g)	2.943	0.133	1.700
Uncertainty in the Mean (uW/g)	-0.219	0.038	0.336
Mean Error (%)	-0.05%	0.00%	-0.11%
Standard Deviation (%)	0.11%	0.01%	0.07%
Uncertainty in the Mean (%)	-0.01%	0.00%	0.01%
Number of Data Points	2	-1	-31

RESULTS OF ANALYSIS OF P-EFFECTIVE DATA
 3rd QUARTER 2004 Calex 1

	HANFORD	LLNL	SRS
Mean Error (uW/g)	-1.967	-4.853	-6.605
Standard Deviation (uW/g)	3.513	2.460	13.201
Uncertainty in the Mean (uW/g)	0.549	0.597	1.347
Mean Error (%)	-0.08%	-0.19%	-0.26%
Standard Deviation (%)	0.14%	0.10%	0.51%
Uncertainty in the Mean (%)	0.02%	0.02%	0.05%
Number of Data Points	41	17	96
Number of Outliers	0	0	0

Difference from Last Quarter in:

Mean Error (uW/g)	0.945	0.117	4.088
Standard Deviation (uW/g)	3.513	-0.067	4.482
Uncertainty in the Mean (uW/g)	0.089	0.070	0.320
Mean Error (%)	0.04%	0.00%	0.16%
Standard Deviation (%)	0.14%	0.00%	0.17%
Uncertainty in the Mean (%)	0.00%	0.00%	0.01%
Number of Data Points	0	-6	24

RESULTS OF ANALYSIS OF P-EFFECTIVE DATA
 4th QUARTER 2004 Calex 1

	HANFORD	LLNL	SRS
Mean Error (uW/g)	-2.231	-4.337	15.864
Standard Deviation (uW/g)	3.843	2.215	10.851
Uncertainty in the Mean (uW/g)	0.754	0.639	1.035
Mean Error (%)	-0.09%	-0.17%	0.61%
Standard Deviation (%)	0.15%	0.09%	0.42%
Uncertainty in the Mean (%)	0.03%	0.02%	0.04%
Number of Data Points	26	12	110
Number of Outliers	0	0	0

Difference from Last Quarter in:

Mean Error (uW/g)	-0.264	0.516	22.469
Standard Deviation (uW/g)	3.843	-0.245	-2.350
Uncertainty in the Mean (uW/g)	0.205	0.043	-0.313
Mean Error (%)	-0.01%	0.02%	0.87%
Standard Deviation (%)	0.15%	-0.01%	-0.09%
Uncertainty in the Mean (%)	0.01%	0.00%	-0.01%
Number of Data Points	-15	-5	14

RESULTS OF ANALYSIS OF P-EFFECTIVE DATA
 1st QUARTER 2004 Calex 2

	HANFORD	LLNL	SRS
Mean Error (uW/g)	****	-127.6	****
Standard Deviation (uW/g)	****	3.993	****
Uncertainty in the Mean (uW/g)	****	2.305	****
Mean Error (%)	****	-3.26%	****
Standard Deviation (%)	****	0.10%	****
Uncertainty in the Mean (%)	****	0.06%	****
Number of Data Points	****	3	****
Number of Outliers	****	0	****
Difference from Last Quarter in:			
Mean Error (uW/g)	****	-2.967	****
Standard Deviation (uW/g)	****	1.719	****
Uncertainty in the Mean (uW/g)	****	1.289	****
Mean Error (%)	****	-0.07%	****
Standard Deviation (%)	****	0.04%	****
Uncertainty in the Mean (%)	****	0.03%	****
Number of Data Points	0	-2	0

RESULTS OF ANALYSIS OF P-EFFECTIVE DATA

2nd QUARTER 2004 Calex 2

	HANFORD	LLNL	SRS
Mean Error (uW/g)	****	-137.4	****
Standard Deviation (uW/g)	****	2.673	****
Uncertainty in the Mean (uW/g)	****	1.890	****
Mean Error (%)	****	-3.50%	****
Standard Deviation (%)	****	0.07%	****
Uncertainty in the Mean (%)	****	0.05%	****
Number of Data Points	****	2	****
Number of Outliers	****	0	****
 Difference from Last Quarter in:			
Mean Error (uW/g)	****	-9.713	****
Standard Deviation (uW/g)	****	-1.320	****
Uncertainty in the Mean (uW/g)	****	-0.415	****
Mean Error (%)	****	-0.24%	****
Standard Deviation (%)	****	-0.04%	****
Uncertainty in the Mean (%)	****	-0.01%	****
Number of Data Points	0	-1	0

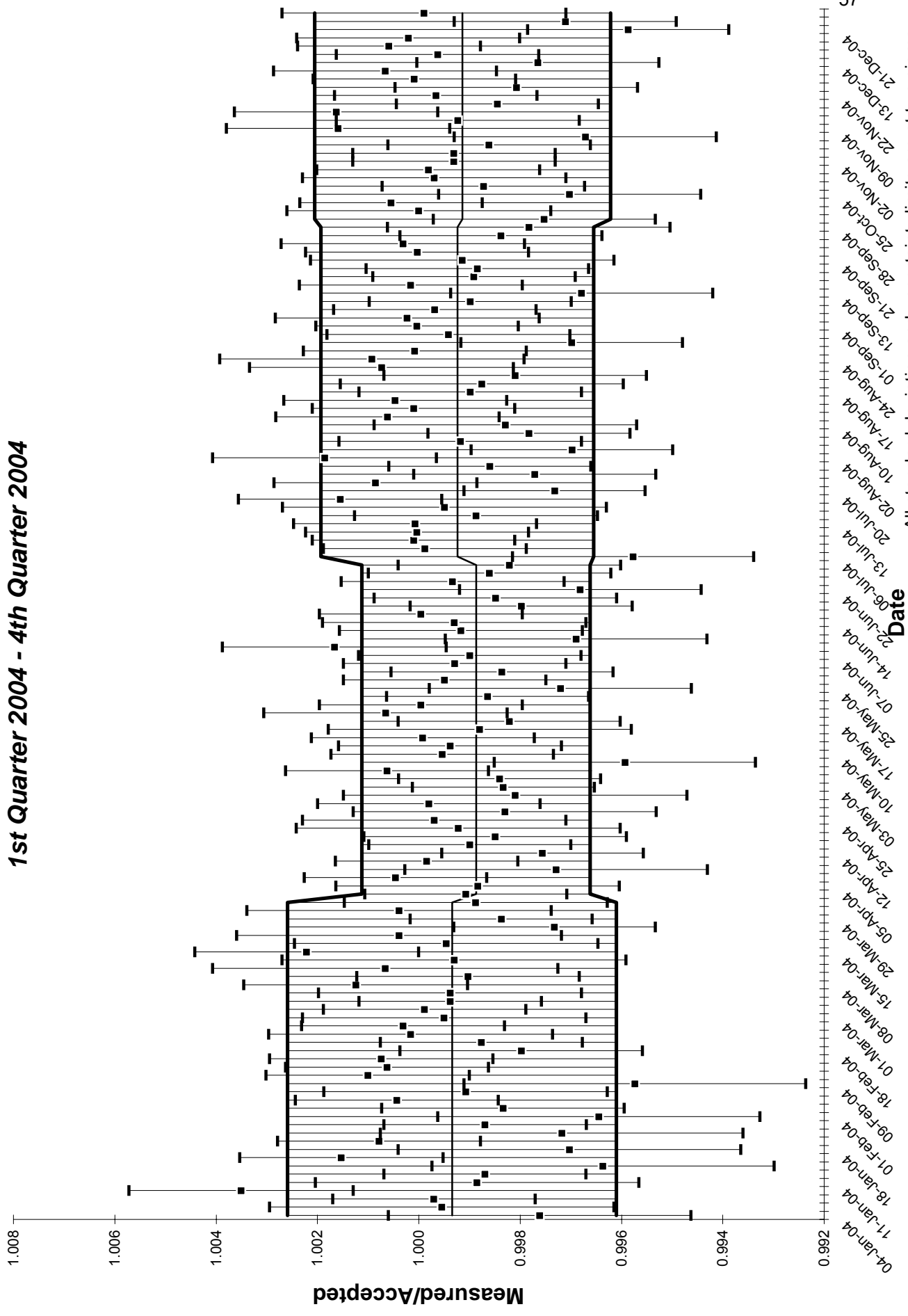
RESULTS OF ANALYSIS OF P-EFFECTIVE DATA
 3rd QUARTER 2004 Calex 2

	HANFORD	LLNL	SRS
Mean Error (uW/g)	****	-133.5	****
Standard Deviation (uW/g)	****	0.931	****
Uncertainty in the Mean (uW/g)	****	0.538	****
Mean Error (%)	****	-3.39%	****
Standard Deviation (%)	****	0.02%	****
Uncertainty in the Mean (%)	****	0.01%	****
Number of Data Points	****	3	****
Number of Outliers	****	0	****
Difference from Last Quarter in:			
Mean Error (uW/g)	****	3.857	****
Standard Deviation (uW/g)	****	-1.742	****
Uncertainty in the Mean (uW/g)	****	-1.352	****
Mean Error (%)	****	0.10%	****
Standard Deviation (%)	****	-0.05%	****
Uncertainty in the Mean (%)	****	-0.03%	****
Number of Data Points	0	1	0

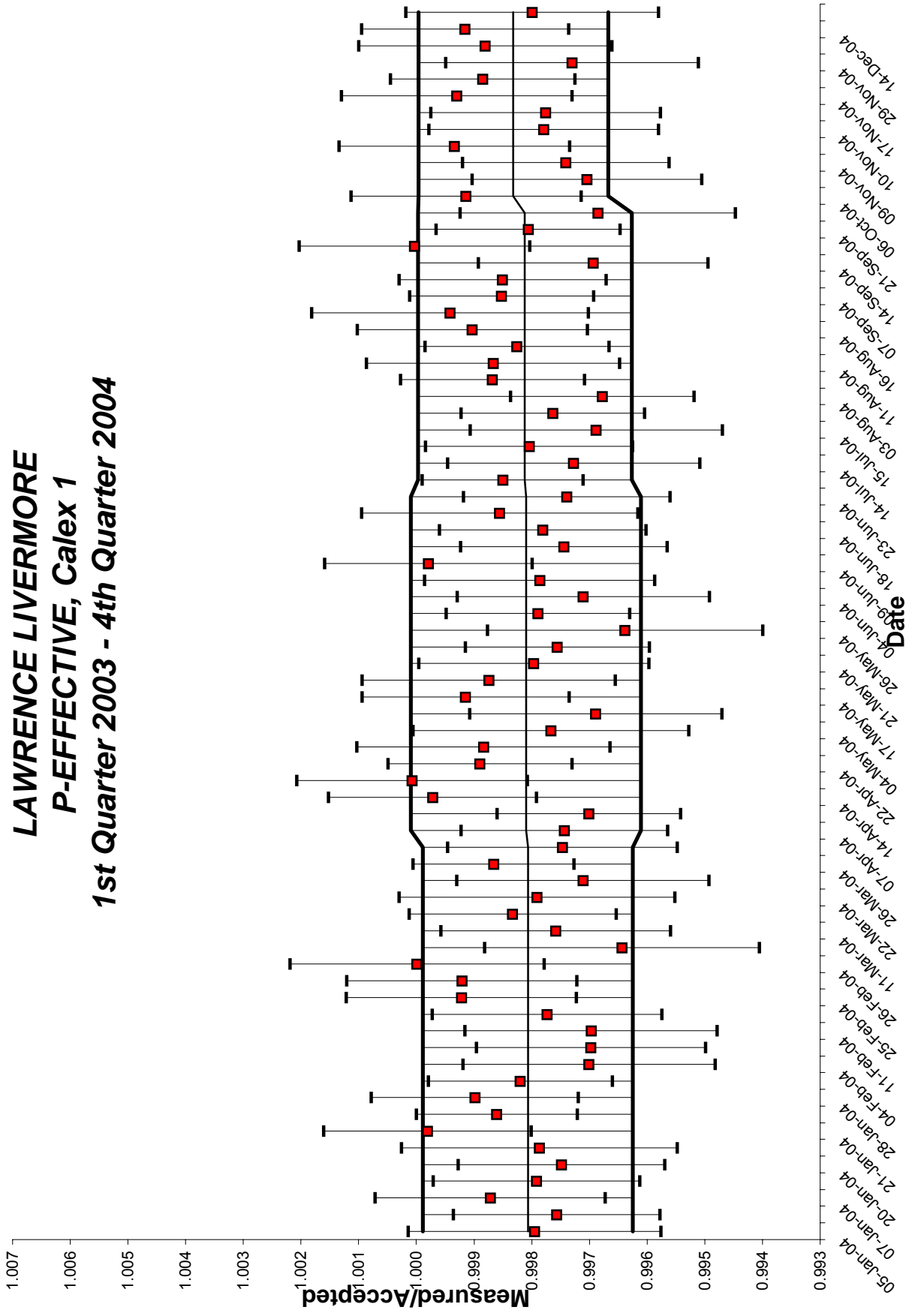
RESULTS OF ANALYSIS OF P-EFFECTIVE DATA 4th QUARTER 2004 Calex 2

	HANFORD	LLNL	SRS
Mean Error (uW/g)	****	-149.0	****
Standard Deviation (uW/g)	****	9.480	****
Uncertainty in the Mean (uW/g)	****	5.473	****
Mean Error (%)	****	-3.78%	****
Standard Deviation (%)	****	0.24%	****
Uncertainty in the Mean (%)	****	0.14%	****
Number of Data Points	****	3	****
Number of Outliers	****	0	****
Difference from Last Quarter in:			
Mean Error (uW/g)	****	-15.52	****
Standard Deviation (uW/g)	****	8.549	****
Uncertainty in the Mean (uW/g)	****	4.936	****
Mean Error (%)	****	-0.39%	****
Standard Deviation (%)	****	0.22%	****
Uncertainty in the Mean (%)	****	0.13%	****
Number of Data Points	0	0	0

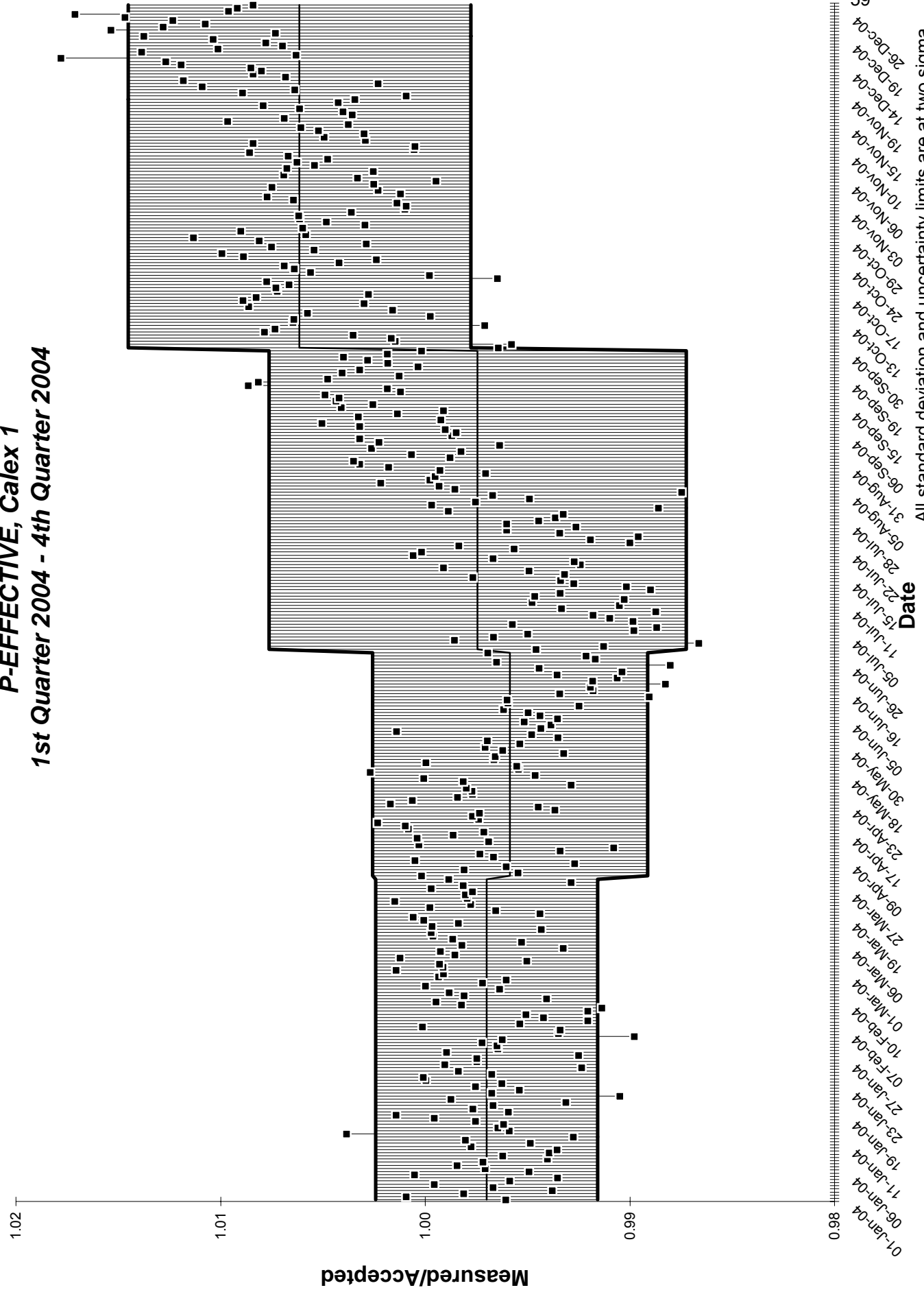
HANFORD
P-EFFECTIVE, Calex 1
1st Quarter 2004 - 4th Quarter 2004



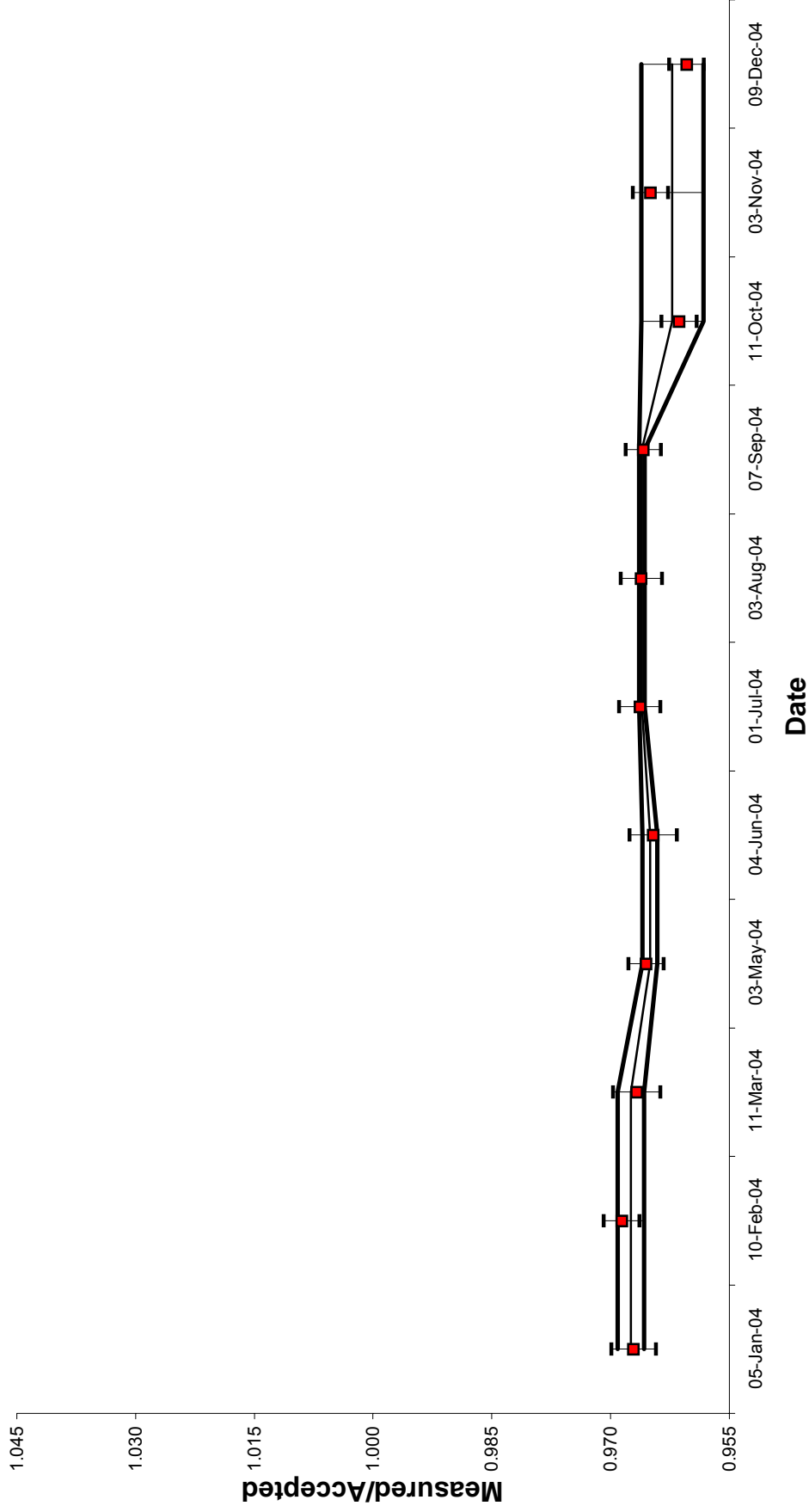
**LAWRENCE LIVERMORE
P-EFFECTIVE, Calex 1
1st Quarter 2003 - 4th Quarter 2004**



**SAVANNAH RIVER
P-EFFECTIVE, Calex 1
1st Quarter 2004 - 4th Quarter 2004**



**LAWRENCE LIVERMORE
P-EFFECTIVE, Calex 2
1st Quarter 2004 - 4th Quarter 2004**



All standard deviation and uncertainty limits are at two sigma.

RESULTS OF ANALYSIS OF P-EFFECTIVE DATA: Calex 1 2004

	HANFORD	LLNL	SRS
Mean Error (uW/g)	-2.204	-4.847	-1.198
Standard Deviation (uW/g)	3.630	2.386	15.004
Uncertainty in the Mean (uW/g)	0.299	0.274	0.769
Mean Error (%)	-0.09%	-0.19%	-0.05%
Standard Deviation (%)	0.14%	0.09%	0.58%
Uncertainty in the Mean (%)	0.01%	0.01%	0.03%
Number of Data Points	147	76	381
Number of Outliers	1	0	0

Difference from Last Year in:

Mean Error (uW/g)	-0.952	1.205	2.477
Standard Deviation (uW/g)	0.013	0.091	-0.415
Uncertainty in the Mean (uW/g)	0.019	0.029	0.064
Mean Error (%)	-0.04%	0.05%	0.10%
Standard Deviation (%)	0.00%	0.00%	-0.02%
Uncertainty in the Mean (%)	0.00%	0.00%	0.00%
Number of Data Points	-19	-12	-98
Number of Outliers	-1	-1	-3

RESULTS OF ANALYSIS OF P-EFFECTIVE DATA: Calex 2 2004

HANFORD LLNL SRS

Mean Error (uW/g) **** -136.8 ****

Standard Deviation (uW/g) **** 9.762 ****

Uncertainty in the Mean (uW/g) **** 2.943 ****

Mean Error (%) **** -3.48% ****

Standard Deviation (%) **** 0.24% ****

Uncertainty in the Mean (%) **** 0.07% ****

Number of Data Points **** 11 ****

Number of Outliers **** 0 ****

Difference from Last Year in:

Mean Error (uW/g) **** -26.82 ****

Standard Deviation (uW/g) **** -1.257 ****

Uncertainty in the Mean (uW/g) **** 0.271 ****

Mean Error (%) **** -0.66% ****

Standard Deviation (%) **** -0.03% ****

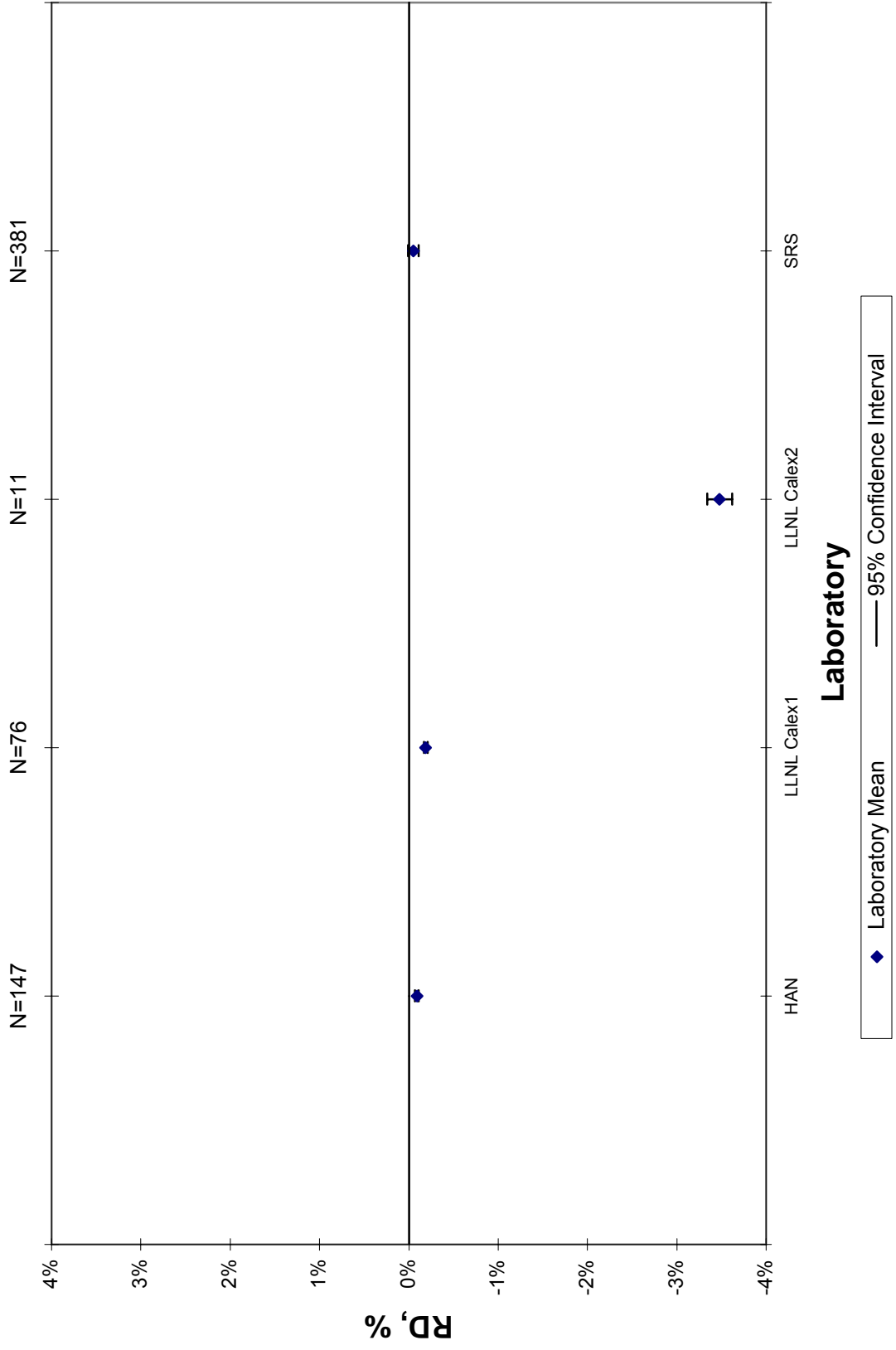
Uncertainty in the Mean (%) **** 0.01% ****

Number of Data Points 0 -6 0

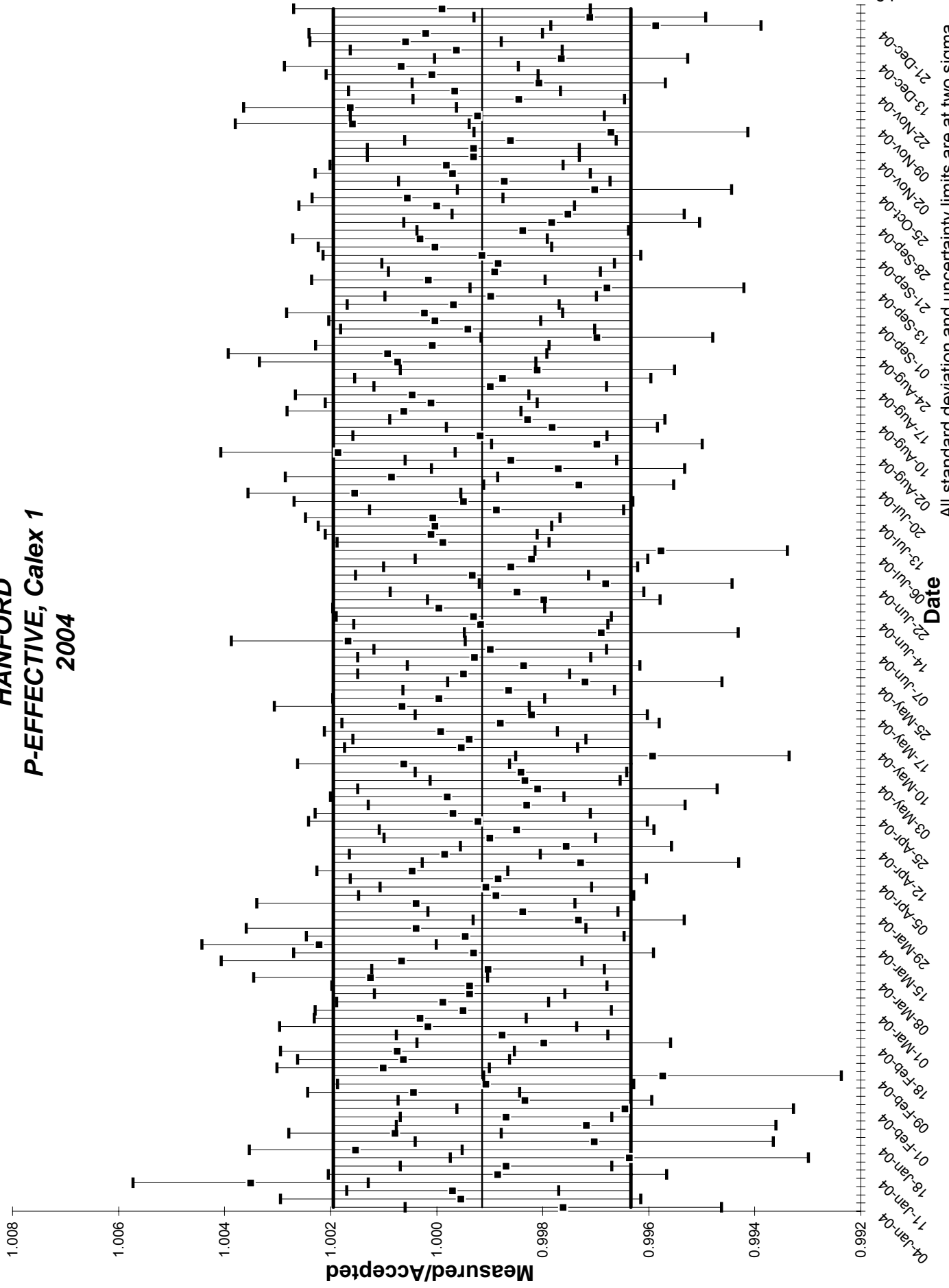
Number of Outliers 0 0 0

New Brunswick Laboratory Calorimetry Exchange Program

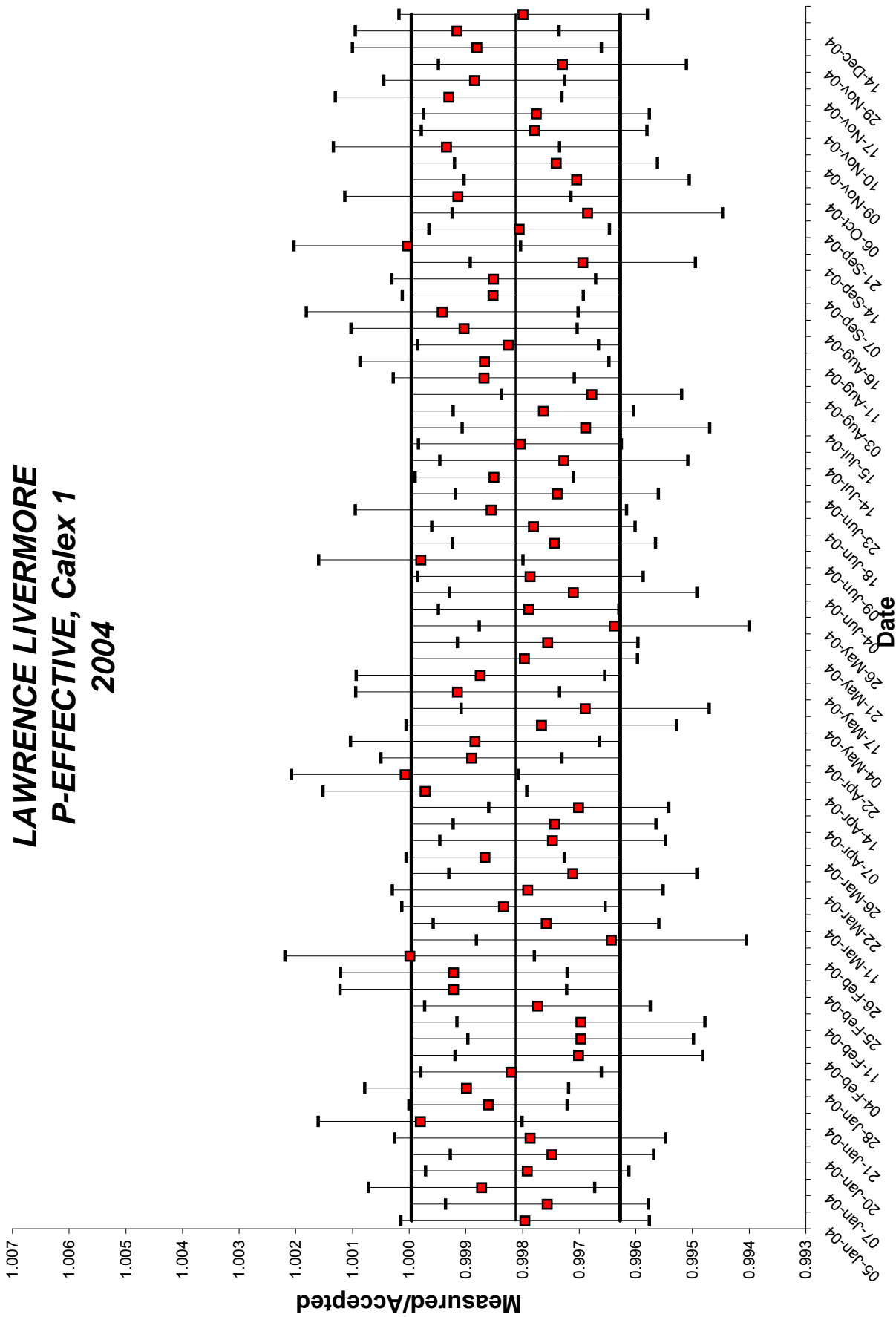
P_{eff} , 2004



HANFORD
P-EFFECTIVE, Calex 1
2004

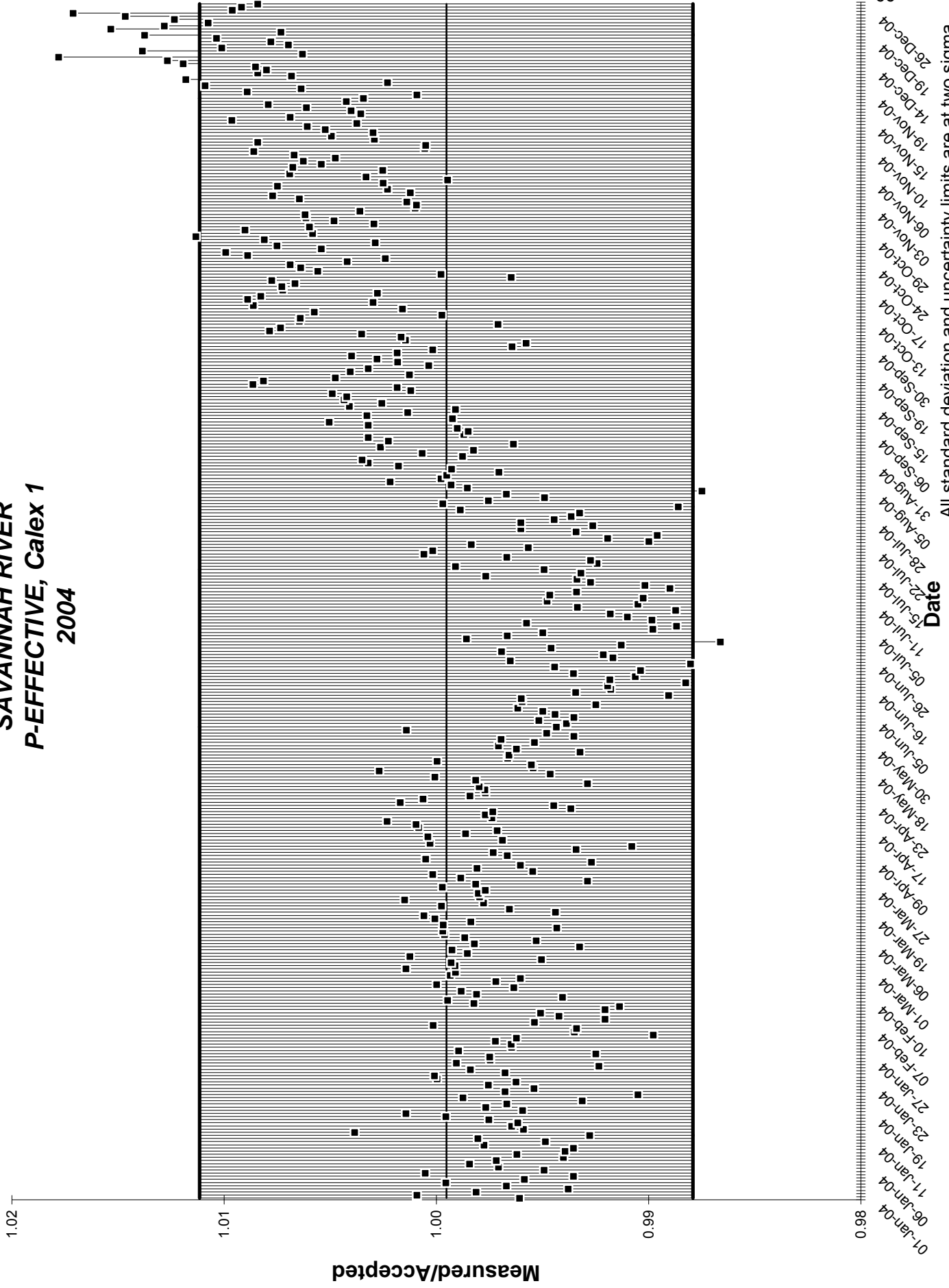


**LAWRENCE LIVERMORE
P-EFFECTIVE, Calex 1
2004**



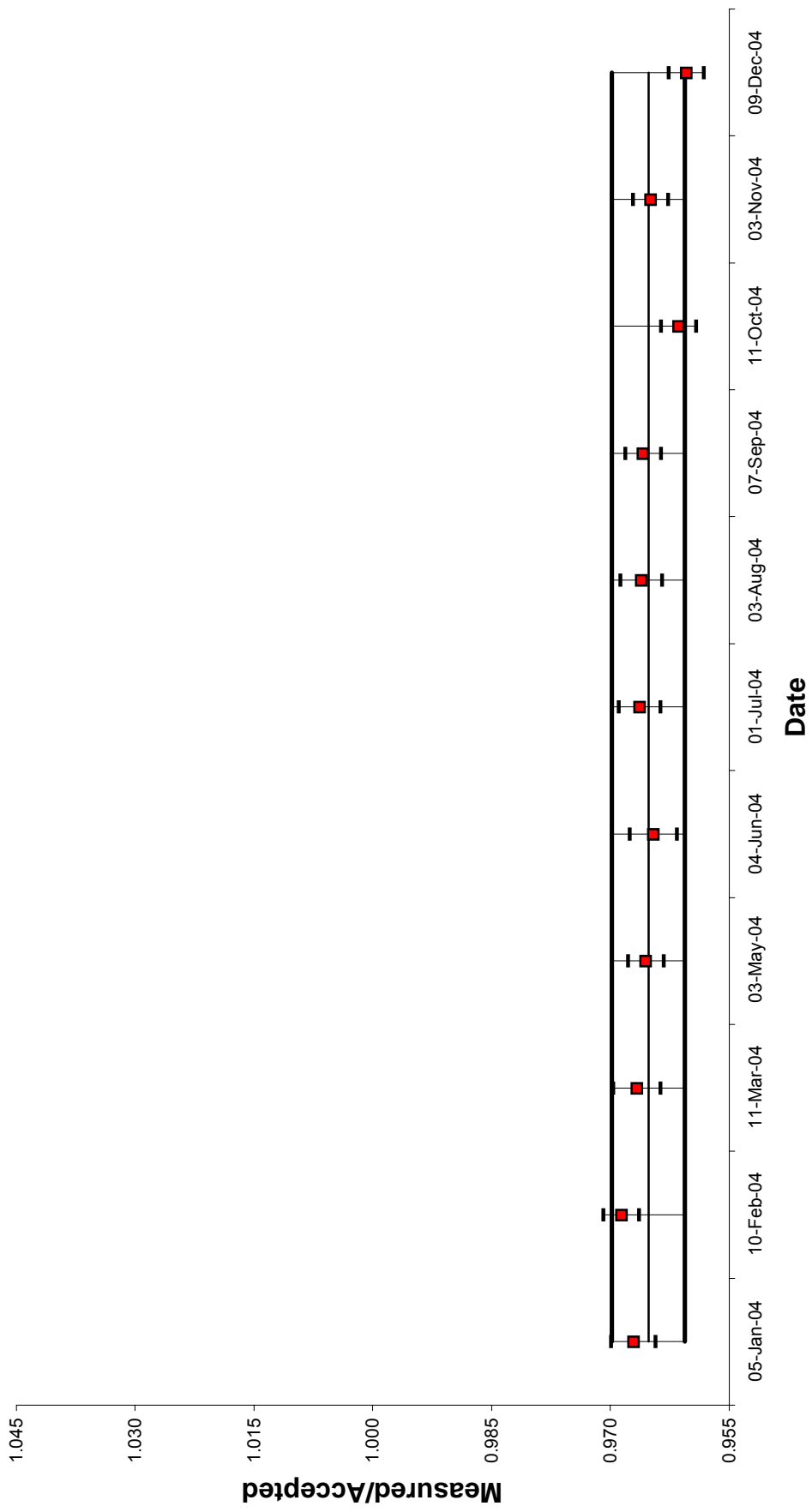
All standard deviation and uncertainty limits are at two sigma.

**SAVANNAH RIVER
P-EFFECTIVE, Calex 1
2004**



All standard deviation and uncertainty limits are at two sigma.

**LAWRENCE LIVERMORE
P-EFFECTIVE, Calex 2
2004**



P-EFFECTIVE DATA

Calendar Year 2004

68

Hanford : Calex 1

#	Date Measured	Instr. ID	P-eff (mw/g)	Uncert. 1 STD	Accepted P-eff	Ratio M/A	mW/g Error	Percent Error
1	01/04/2004	1985	2.5701	0.15%	2.5763	0.998	-0.0062	-0.24%
2	01/05/2004	2026	2.5751	0.17%	2.5763	1.000	-0.0012	-0.05%
3	01/05/2004	2740	2.5755	0.10%	2.5763	1.000	-0.0008	-0.03%
4	01/11/2004	2026	2.5854	0.11%	2.5764	1.004	0.0090	0.35%
5	01/11/2004	1985	2.5734	0.16%	2.5764	0.999	-0.0030	-0.12%
6	01/11/2004	2740	2.5730	0.10%	2.5764	0.999	-0.0034	-0.13%
7	01/18/2004	2740	2.5671	0.17%	2.5765	0.996	-0.0094	-0.36%
8	01/18/2004	2026	2.5804	0.10%	2.5765	1.002	0.0039	0.15%
9	01/18/2004	1985	2.5688	0.17%	2.5765	0.997	-0.0077	-0.30%
10	01/26/2004	2740	2.5786	0.10%	2.5766	1.001	0.0020	0.08%
11	01/26/2004	1985	2.5693	0.18%	2.5766	0.997	-0.0073	-0.28%
12	01/26/2004	2026	2.5732	0.10%	2.5766	0.999	-0.0034	-0.13%
13	02/01/2004	1985	2.5675	0.16%	2.5767	0.996	-0.0092	-0.36%
14	02/02/2004	2740	2.5724	0.12%	2.5767	0.998	-0.0043	-0.17%
15	02/02/2004	2026	2.5778	0.10%	2.5767	1.000	0.0011	0.04%
16	02/09/2004	2026	2.5744	0.14%	2.5768	0.999	-0.0024	-0.09%
17	02/09/2004	1985	2.5658	0.17%	2.5768	0.996	-0.0110	-0.43%
18	02/10/2004	2740	2.5794	0.10%	2.5768	1.001	0.0026	0.10%
19	02/17/2004	2026	2.5785	0.10%	2.5769	1.001	0.0016	0.06%
20	02/17/2004	2740	2.5788	0.11%	2.5769	1.001	0.0019	0.07%
21	02/18/2004	1985	2.5717	0.12%	2.5769	0.998	-0.0052	-0.20%
22	02/23/2004	2026	2.5738	0.10%	2.5770	0.999	-0.0032	-0.12%
23	02/23/2004	1985	2.5774	0.14%	2.5770	1.000	0.0004	0.02%
24	02/24/2004	2740	2.5778	0.10%	2.5770	1.000	0.0008	0.03%
25	03/01/2004	1985	2.5758	0.14%	2.5771	0.999	-0.0013	-0.05%
26	03/01/2004	2026	2.5768	0.10%	2.5771	1.000	-0.0003	-0.01%
27	03/02/2004	2740	2.5755	0.09%	2.5771	0.999	-0.0016	-0.06%
28	03/08/2004	1985	2.5756	0.13%	2.5772	0.999	-0.0016	-0.06%
29	03/08/2004	2026	2.5804	0.11%	2.5772	1.001	0.0032	0.12%
30	03/09/2004	2740	2.5747	0.11%	2.5772	0.999	-0.0025	-0.10%
31	03/15/2004	2740	2.5790	0.17%	2.5773	1.001	0.0017	0.07%
32	03/15/2004	1985	2.5755	0.17%	2.5773	0.999	-0.0018	-0.07%
33	03/15/2004	2026	2.5830	0.11%	2.5773	1.002	0.0057	0.22%
34	03/22/2004	1985	2.5760	0.15%	2.5774	0.999	-0.0014	-0.05%
35	03/22/2004	2026	2.5784	0.16%	2.5774	1.000	0.0010	0.04%
36	03/23/2004	2470	2.5705	0.10%	2.5774	0.997	-0.0069	-0.27%
37	03/29/2004	2740	2.5733	0.09%	2.5775	0.998	-0.0042	-0.16%
38	03/29/2004	1985	2.5785	0.15%	2.5775	1.000	0.0010	0.04%
39	03/29/2004	2026	2.5746	0.13%	2.5775	0.999	-0.0029	-0.11%
40	04/05/2004	2740	2.5752	0.10%	2.5776	0.999	-0.0024	-0.09%
41	04/05/2004	1985	2.5746	0.14%	2.5776	0.999	-0.0030	-0.12%
42	04/06/2004	2026	2.5788	0.09%	2.5776	1.000	0.0012	0.05%
43	04/12/2004	1985	2.5707	0.15%	2.5777	0.997	-0.0070	-0.27%
44	04/12/2004	2026	2.5773	0.09%	2.5777	1.000	-0.0004	-0.02%
45	04/12/2004	2740	2.5714	0.10%	2.5777	0.998	-0.0063	-0.24%
46	04/19/2004	2740	2.5752	0.10%	2.5778	0.999	-0.0026	-0.10%
47	04/19/2004	2026	2.5739	0.13%	2.5778	0.998	-0.0039	-0.15%
48	04/20/2004	1985	2.5758	0.16%	2.5778	0.999	-0.0020	-0.08%
49	04/25/2004	2026	2.5771	0.13%	2.5779	1.000	-0.0008	-0.03%

P-EFFECTIVE DATA

Calendar Year 2004

Hanford : Calex 1

#	Date Measured	Instr. ID	P-eff (mw/g)	Uncert. 1 STD	Accepted P-eff	Ratio M/A	mW/g Error	Percent Error
50	04/25/2004	1985	2.5735	0.15%	2.5779	0.998	-0.0044	-0.17%
51	04/27/2004	2740	2.5774	0.11%	2.5779	1.000	-0.0005	-0.02%
52	05/03/2004	1985	2.5731	0.17%	2.5780	0.998	-0.0049	-0.19%
53	05/03/2004	2026	2.5737	0.09%	2.5780	0.998	-0.0043	-0.17%
54	05/03/2004	2740	2.5739	0.10%	2.5780	0.998	-0.0041	-0.16%
55	05/10/2004	2026	2.5797	0.10%	2.5781	1.001	0.0016	0.06%
56	05/10/2004	1985	2.5676	0.13%	2.5781	0.996	-0.0105	-0.41%
57	05/10/2004	2740	2.5769	0.11%	2.5781	1.000	-0.0012	-0.05%
58	05/10/2004	2424	2.5765	0.11%	2.5781	0.999	-0.0016	-0.06%
59	05/17/2004	2026	2.5780	0.11%	2.5782	1.000	-0.0002	-0.01%
60	05/17/2004	1985	2.5751	0.15%	2.5782	0.999	-0.0031	-0.12%
61	05/17/2004	2740	2.5736	0.11%	2.5782	0.998	-0.0046	-0.18%
62	05/18/2004	2424	2.5799	0.12%	2.5782	1.001	0.0017	0.07%
63	05/24/2004	2026	2.5782	0.10%	2.5783	1.000	-0.0001	0.00%
64	05/24/2004	2740	2.5748	0.10%	2.5783	0.999	-0.0035	-0.14%
65	05/25/2004	2424	2.5711	0.13%	2.5783	0.997	-0.0072	-0.28%
66	06/01/2004	2026	2.5771	0.10%	2.5784	0.999	-0.0013	-0.05%
67	06/02/2004	2740	2.5742	0.11%	2.5784	0.998	-0.0042	-0.16%
68	06/02/2004	2424	2.5766	0.11%	2.5784	0.999	-0.0018	-0.07%
69	06/07/2004	2740	2.5759	0.11%	2.5785	0.999	-0.0026	-0.10%
70	06/07/2004	2026	2.5828	0.11%	2.5785	1.002	0.0043	0.17%
71	06/08/2004	2424	2.5705	0.13%	2.5785	0.997	-0.0080	-0.31%
72	06/10/2004	2424	2.5764	0.12%	2.5786	0.999	-0.0022	-0.08%
73	06/14/2004	2424	2.5768	0.13%	2.5786	0.999	-0.0018	-0.07%
74	06/14/2004	2026	2.5785	0.10%	2.5786	1.000	-0.0001	0.00%
75	06/15/2004	2740	2.5734	0.11%	2.5786	0.998	-0.0052	-0.20%
76	06/21/2004	2740	2.5748	0.12%	2.5787	0.998	-0.0039	-0.15%
77	06/22/2004	2424	2.5705	0.12%	2.5787	0.997	-0.0082	-0.32%
78	06/22/2004	2026	2.5770	0.11%	2.5787	0.999	-0.0017	-0.07%
* 79	06/28/2004	2424	2.5699	0.11%	2.5788	0.997	-0.0089	-0.35%
80	06/28/2004	2026	2.5752	0.12%	2.5788	0.999	-0.0036	-0.14%
81	06/29/2004	2740	2.5742	0.11%	2.5788	0.998	-0.0046	-0.18%
82	07/06/2004	2424	2.5680	0.12%	2.5789	0.996	-0.0109	-0.42%
83	07/06/2004	2026	2.5786	0.10%	2.5789	1.000	-0.0003	-0.01%
84	07/07/2004	2740	2.5792	0.10%	2.5789	1.000	0.0003	0.01%
85	07/13/2004	2026	2.5791	0.11%	2.5790	1.000	0.0001	0.00%
86	07/13/2004	2424	2.5792	0.12%	2.5790	1.000	0.0002	0.01%
87	07/13/2004	2740	2.5761	0.12%	2.5790	0.999	-0.0029	-0.11%
88	07/19/2004	2424	2.5778	0.16%	2.5791	0.999	-0.0013	-0.05%
89	07/19/2004	2026	2.5831	0.10%	2.5791	1.002	0.0040	0.15%
90	07/20/2004	2740	2.5722	0.09%	2.5791	0.997	-0.0069	-0.27%
91	07/26/2004	2026	2.5814	0.10%	2.5792	1.001	0.0022	0.08%
92	07/27/2004	2424	2.5733	0.12%	2.5792	0.998	-0.0059	-0.23%
93	07/27/2004	2740	2.5756	0.10%	2.5792	0.999	-0.0036	-0.14%
94	08/02/2004	2026	2.5841	0.11%	2.5793	1.002	0.0048	0.19%
95	08/02/2004	2740	2.5715	0.10%	2.5793	0.997	-0.0078	-0.30%
96	08/03/2004	2424	2.5772	0.12%	2.5793	0.999	-0.0021	-0.08%
97	08/03/2004	2740	2.5737	0.10%	2.5793	0.998	-0.0056	-0.22%
98	08/10/2004	2424	2.5750	0.13%	2.5794	0.998	-0.0044	-0.17%

P-EFFECTIVE DATA

Calendar Year 2004

70

Hanford: Calex 1

#	Date Measured	Instr. ID	P-eff (mw/g)	Uncert. 1 STD	Accepted P-eff	Ratio M/A	mW/g Error	Percent Error
99	08/10/2004	2026	2.5810	0.11%	2.5794	1.001	0.0016	0.06%
100	08/11/2004	2740	2.5797	0.10%	2.5794	1.000	0.0003	0.01%
101	08/16/2004	2026	2.5807	0.11%	2.5795	1.000	0.0012	0.05%
102	08/17/2004	2740	2.5769	0.11%	2.5795	0.999	-.0026	-0.10%
103	08/17/2004	2424	2.5763	0.14%	2.5795	0.999	-.0032	-0.12%
104	08/23/2004	2424	2.5747	0.13%	2.5796	0.998	-.0049	-0.19%
105	08/23/2004	2026	2.5815	0.13%	2.5796	1.001	0.0019	0.07%
106	08/24/2004	2740	2.5820	0.15%	2.5796	1.001	0.0024	0.09%
107	08/30/2004	2026	2.5799	0.11%	2.5797	1.000	0.0002	0.01%
108	08/30/2004	2740	2.5719	0.11%	2.5797	0.997	-.0078	-0.30%
109	08/31/2004	2424	2.5782	0.12%	2.5797	0.999	-.0015	-0.06%
110	09/01/2004	2740	2.5798	0.10%	2.5797	1.000	0.0001	0.00%
111	09/07/2004	2424	2.5804	0.13%	2.5798	1.000	0.0006	0.02%
112	09/07/2004	2740	2.5790	0.10%	2.5798	1.000	-.0008	-0.03%
113	09/08/2004	2026	2.5772	0.10%	2.5798	0.999	-.0026	-0.10%
114	09/13/2004	2424	2.5716	0.13%	2.5799	0.997	-.0083	-0.32%
115	09/13/2004	2026	2.5803	0.11%	2.5799	1.000	0.0004	0.02%
116	09/14/2004	2740	2.5771	0.10%	2.5799	0.999	-.0028	-0.11%
117	09/20/2004	2740	2.5770	0.11%	2.5800	0.999	-.0030	-0.12%
118	09/21/2004	2424	2.5778	0.15%	2.5800	0.999	-.0022	-0.09%
119	09/22/2004	2026	2.5801	0.11%	2.5800	1.000	0.0001	0.00%
120	09/27/2004	2026	2.5809	0.12%	2.5801	1.000	0.0008	0.03%
121	09/27/2004	2740	2.5759	0.10%	2.5801	0.998	-.0042	-0.16%
122	09/28/2004	2424	2.5745	0.14%	2.5801	0.998	-.0056	-0.22%
123	10/18/2004	2740	2.5740	0.11%	2.5804	0.998	-.0064	-0.25%
124	10/19/2004	2424	2.5804	0.13%	2.5804	1.000	0.0000	0.00%
125	10/25/2004	2740	2.5819	0.09%	2.5805	1.001	0.0014	0.05%
126	10/25/2004	2424	2.5728	0.13%	2.5805	0.997	-.0077	-0.30%
127	10/26/2004	2026	2.5772	0.10%	2.5805	0.999	-.0033	-0.13%
128	11/01/2004	2424	2.5798	0.13%	2.5806	1.000	-.0008	-0.03%
129	11/01/2004	2026	2.5801	0.11%	2.5806	1.000	-.0005	-0.02%
130	11/02/2004	2740	2.5788	0.10%	2.5806	0.999	-.0018	-0.07%
131	11/02/2004	2740	2.5788	0.10%	2.5806	0.999	-.0018	-0.07%
132	11/08/2004	2740	2.5771	0.10%	2.5807	0.999	-.0036	-0.14%
133	11/08/2004	2424	2.5722	0.13%	2.5807	0.997	-.0085	-0.33%
134	11/09/2004	2026	2.5848	0.11%	2.5807	1.002	0.0041	0.16%
135	11/15/2004	2424	2.5788	0.12%	2.5808	0.999	-.0020	-0.08%
136	11/16/2004	2026	2.5850	0.10%	2.5808	1.002	0.0042	0.16%
137	11/17/2004	2740	2.5768	0.10%	2.5808	0.998	-.0040	-0.16%
138	11/22/2004	2740	2.5800	0.10%	2.5809	1.000	-.0009	-0.03%
139	12/06/2004	2424	2.5761	0.12%	2.5811	0.998	-.0050	-0.19%
140	12/06/2004	2026	2.5813	0.10%	2.5811	1.000	0.0002	0.01%
141	12/07/2004	2740	2.5828	0.11%	2.5811	1.001	0.0017	0.07%
142	12/13/2004	2424	2.5751	0.12%	2.5812	0.998	-.0061	-0.24%
143	12/13/2004	2026	2.5802	0.10%	2.5812	1.000	-.0010	-0.04%
144	12/14/2004	2740	2.5827	0.09%	2.5812	1.001	0.0015	0.06%
145	12/20/2004	2026	2.5818	0.11%	2.5813	1.000	0.0005	0.02%
146	12/21/2004	2740	2.5706	0.10%	2.5813	0.996	-.0107	-0.41%
147	12/27/2004	2740	2.5739	0.11%	2.5814	0.997	-.0075	-0.29%

P-EFFECTIVE DATA

Calendar Year 2004

71

Hanford: Calex 1

#	Date Measured	Instr. ID	P-eff (mw/g)	Uncert. 1 STD	Accepted P-eff	Ratio M/A	mW/g Error	Percent Error
148	12/27/2004	2424	2.5811	0.14%	2.5814	1.000	-.0003	-0.01%
Mean Error:							-2.204	-0.09%
Standard Deviation:							3.630	0.14%

* Statistical outliers, not included in graphs and tables.

P-EFFECTIVE DATA

Calendar Year 2004

72

LLNL : Calex 1

#	Date Measured	Instr. ID	P-eff (mw/g)	Uncert. 1 STD	Accepted P-eff	Ratio M/A	mW/g Error	Percent Error
1	01/05/2004	1	2.5710	0.11%	2.5763	0.998	-.0053	-0.20%
2	01/05/2004	3A	2.5700	0.09%	2.5763	0.998	-.0063	-0.24%
3	01/07/2004	2	2.5730	0.10%	2.5763	0.999	-.0033	-0.13%
4	01/12/2004	1	2.5710	0.09%	2.5764	0.998	-.0054	-0.21%
5	01/20/2004	1	2.5700	0.09%	2.5765	0.997	-.0065	-0.25%
6	01/20/2004	3A	2.5710	0.12%	2.5765	0.998	-.0055	-0.21%
7	01/21/2004	1	2.5760	0.09%	2.5765	1.000	-.0005	-0.02%
8	01/27/2004	3A	2.5730	0.07%	2.5766	0.999	-.0036	-0.14%
9	01/28/2004	2	2.5740	0.09%	2.5766	0.999	-.0026	-0.10%
10	01/30/2004	1	2.5720	0.08%	2.5767	0.998	-.0047	-0.18%
11	02/04/2004	1	2.5690	0.11%	2.5767	0.997	-.0077	-0.30%
12	02/10/2004	3A	2.5690	0.10%	2.5768	0.997	-.0078	-0.30%
13	02/11/2004	3A	2.5690	0.11%	2.5768	0.997	-.0078	-0.30%
14	02/13/2004	3A	2.5710	0.10%	2.5769	0.998	-.0059	-0.23%
15	02/25/2004	2	2.5750	0.10%	2.5770	0.999	-.0020	-0.08%
16	02/26/2004	2	2.5750	0.10%	2.5770	0.999	-.0020	-0.08%
17	02/26/2004	2	2.5770	0.11%	2.5770	1.000	0.0000	0.00%
18	03/08/2004	3A	2.5680	0.12%	2.5772	0.996	-.0092	-0.36%
19	03/11/2004	3A	2.5710	0.10%	2.5772	0.998	-.0062	-0.24%
20	03/16/2004	1	2.5730	0.09%	2.5773	0.998	-.0043	-0.17%
21	03/22/2004	2	2.5720	0.12%	2.5774	0.998	-.0054	-0.21%
22	03/25/2004	2	2.5700	0.11%	2.5775	0.997	-.0075	-0.29%
23	03/26/2004	1	2.5740	0.07%	2.5775	0.999	-.0035	-0.13%
24	03/31/2004	2	2.5710	0.10%	2.5775	0.997	-.0065	-0.25%
25	04/07/2004	2	2.5710	0.09%	2.5776	0.997	-.0066	-0.26%
26	04/13/2004	1	2.5700	0.08%	2.5777	0.997	-.0077	-0.30%
27	04/14/2004	2	2.5770	0.09%	2.5777	1.000	-.0007	-0.03%
28	04/20/2004	2	2.5780	0.10%	2.5778	1.000	0.0002	0.01%
29	04/22/2004	1	2.5750	0.08%	2.5779	0.999	-.0029	-0.11%
30	05/03/2004	3A	2.5750	0.11%	2.5780	0.999	-.0030	-0.12%
31	05/04/2004	3A	2.5720	0.12%	2.5780	0.998	-.0060	-0.23%
32	05/04/2004	3A	2.5700	0.11%	2.5780	0.997	-.0080	-0.31%
33	05/17/2004	2	2.5760	0.09%	2.5782	0.999	-.0022	-0.09%
34	05/20/2004	3A	2.5750	0.11%	2.5783	0.999	-.0033	-0.13%
35	05/21/2004	2	2.5730	0.10%	2.5783	0.998	-.0053	-0.20%
36	05/24/2004	1	2.5720	0.08%	2.5783	0.998	-.0063	-0.24%
37	05/26/2004	3A	2.5690	0.12%	2.5783	0.996	-.0093	-0.36%
38	06/02/2004	1	2.5730	0.08%	2.5784	0.998	-.0054	-0.21%
39	06/04/2004	3A	2.5710	0.11%	2.5785	0.997	-.0075	-0.29%
40	06/08/2004	3A	2.5730	0.10%	2.5785	0.998	-.0055	-0.21%
41	06/09/2004	2	2.5780	0.09%	2.5785	1.000	-.0005	-0.02%
42	06/14/2004	1	2.5720	0.09%	2.5786	0.997	-.0066	-0.26%
43	06/15/2004	3a	2.5730	0.12%	2.5786	0.998	-.0056	-0.22%
44	06/18/2004	1	2.5730	0.09%	2.5787	0.998	-.0057	-0.22%
45	06/22/2004	2	2.5750	0.12%	2.5787	0.999	-.0037	-0.14%
46	06/23/2004	1	2.5720	0.09%	2.5787	0.997	-.0067	-0.26%
47	06/29/2004	3a	2.5730	0.11%	2.5788	0.998	-.0058	-0.23%
48	07/02/2004	1	2.5750	0.07%	2.5789	0.998	-.0039	-0.15%
49	07/14/2004	2	2.5720	0.11%	2.5790	0.997	-.0070	-0.27%

P-EFFECTIVE DATA

Calendar Year 2004

73

LLNL : Calex 1

#	Date Measured	Instr. ID	P-eff (mw/g)	Uncert. 1 STD	Accepted P-eff	Ratio M/A	mW/g Error	Percent Error	
50	07/15/2004	1	2.5740	0.09%	2.5791	0.998	-0.0051	-0.20%	
51	07/15/2004	3a	2.5710	0.11%	2.5791	0.997	-0.0081	-0.31%	
52	07/19/2004	1	2.5730	0.08%	2.5791	0.998	-0.0061	-0.24%	
53	08/03/2004	1	2.5710	0.08%	2.5793	0.997	-0.0083	-0.32%	
54	08/09/2004	1	2.5760	0.08%	2.5794	0.999	-0.0034	-0.13%	
55	08/11/2004	3a	2.5760	0.11%	2.5794	0.999	-0.0034	-0.13%	
56	08/16/2004	1	2.5750	0.08%	2.5795	0.998	-0.0045	-0.17%	
57	08/16/2004	2	2.5770	0.10%	2.5795	0.999	-0.0025	-0.10%	
58	08/17/2004	3a	2.5780	0.12%	2.5795	0.999	-0.0015	-0.06%	
59	09/07/2004	1	2.5760	0.08%	2.5798	0.999	-0.0038	-0.15%	
60	09/10/2004	2	2.5760	0.09%	2.5799	0.999	-0.0039	-0.15%	
61	09/14/2004	3a	2.5720	0.10%	2.5799	0.997	-0.0079	-0.31%	
62	09/15/2004	1	2.5800	0.10%	2.5799	1.000	0.0001	0.00%	
63	09/21/2004	1	2.5750	0.08%	2.5800	0.998	-0.0050	-0.19%	
64	09/29/2004	3a	2.5720	0.12%	2.5801	0.997	-0.0081	-0.32%	
65	10/06/2004	1	2.5780	0.10%	2.5802	0.999	-0.0022	-0.09%	
66	11/05/2004	2	2.5730	0.10%	2.5806	0.997	-0.0076	-0.30%	
67	11/09/2004	3a	2.5740	0.09%	2.5807	0.997	-0.0067	-0.26%	
68	11/10/2004	1	2.5790	0.10%	2.5807	0.999	-0.0017	-0.07%	
69	11/10/2004	3a	2.5750	0.10%	2.5807	0.998	-0.0057	-0.22%	
70	11/16/2004	2	2.5750	0.10%	2.5808	0.998	-0.0058	-0.22%	
71	11/17/2004	3a	2.5790	0.10%	2.5808	0.999	-0.0018	-0.07%	
72	11/29/2004	1	2.5780	0.08%	2.5810	0.999	-0.0030	-0.12%	
73	11/29/2004	3a	2.5740	0.11%	2.5810	0.997	-0.0070	-0.27%	
74	12/07/2004	2	2.5780	0.11%	2.5811	0.999	-0.0031	-0.12%	
75	12/14/2004	1	2.5790	0.09%	2.5812	0.999	-0.0022	-0.08%	
76	12/15/2004	3a	2.5760	0.11%	2.5812	0.998	-0.0052	-0.20%	
							Mean Error:	-4.847	-0.19%
							Standard Deviation:	2.386	0.09%

* Statistical outliers, not included in graphs and tables.

P-EFFECTIVE DATA

Calendar Year 2004

74

LLNL : Calex 2

#	Date Measured	Instr. ID	P-eff (mw/g)	Uncert. 1 STD	Accepted P-eff	Ratio M/A	mW/g Error	Percent Error
1	01/05/2004	3A	3.7880	0.15%	3.9170	0.967	-.1290	-3.29%
2	02/10/2004	1	3.7970	0.12%	3.9202	0.969	-.1232	-3.14%
3	03/11/2004	3A	3.7920	0.16%	3.9228	0.967	-.1308	-3.33%
4	05/03/2004	2	3.7920	0.12%	3.9275	0.966	-.1355	-3.45%
5	06/04/2004	2	3.7910	0.16%	3.9303	0.965	-.1393	-3.54%
6	07/01/2004	2	3.8000	0.14%	3.9326	0.966	-.1326	-3.37%
7	08/03/2004	2	3.8020	0.14%	3.9355	0.966	-.1335	-3.39%
8	09/07/2004	2	3.8040	0.12%	3.9385	0.966	-.1345	-3.41%
9	10/11/2004	3A	3.7890	0.12%	3.9414	0.961	-.1524	-3.87%
10	11/03/2004	2	3.8050	0.12%	3.9433	0.965	-.1383	-3.51%
11	12/09/2004	2	3.7900	0.12%	3.9464	0.960	-.1564	-3.96%
Mean Error:							-136.8	-3.48%
Standard Deviation:							9.762	0.24%

* Statistical outliers, not included in graphs and tables.

P-EFFECTIVE DATA

Calendar Year 2004

75

SRS : Calex 1

#	Date Measured	Instr. ID	P-eff (mw/g)	Uncert. 1 STD	Accepted P-eff	Ratio M/A	mW/g Error	Percent Error
1	01/01/2004		2.5661	0.00%	2.5762	0.996	-.0101	-0.39%
2	01/01/2004		2.5786	0.00%	2.5762	1.001	0.0024	0.09%
3	01/02/2004		2.5714	0.00%	2.5762	0.998	-.0048	-0.19%
4	01/03/2004		2.5602	0.00%	2.5763	0.994	-.0160	-0.62%
5	01/03/2004		2.5677	0.00%	2.5763	0.997	-.0085	-0.33%
6	01/04/2004		2.5751	0.00%	2.5763	1.000	-.0012	-0.05%
7	01/05/2004		2.5656	0.00%	2.5763	0.996	-.0107	-0.41%
8	01/06/2004		2.5596	0.00%	2.5763	0.994	-.0167	-0.65%
9	01/06/2004		2.5776	0.00%	2.5763	1.001	0.0013	0.05%
10	01/06/2004		2.5632	0.00%	2.5763	0.995	-.0131	-0.51%
11	01/07/2004		2.5687	0.00%	2.5763	0.997	-.0076	-0.29%
12	01/08/2004		2.5723	0.00%	2.5763	0.998	-.0041	-0.16%
13	01/08/2004		2.5690	0.00%	2.5763	0.997	-.0073	-0.28%
14	01/09/2004		2.5609	0.00%	2.5763	0.994	-.0154	-0.60%
15	01/09/2004		2.5665	0.00%	2.5763	0.996	-.0098	-0.38%
16	01/10/2004		2.5607	0.00%	2.5764	0.994	-.0156	-0.61%
17	01/10/2004		2.5597	0.00%	2.5764	0.994	-.0166	-0.65%
18	01/11/2004		2.5706	0.00%	2.5764	0.998	-.0058	-0.23%
19	01/11/2004		2.5631	0.00%	2.5764	0.995	-.0133	-0.51%
20	01/12/2004		2.5713	0.00%	2.5764	0.998	-.0051	-0.20%
21	01/13/2004		2.5578	0.00%	2.5764	0.993	-.0186	-0.72%
22	01/15/2004		2.5863	0.00%	2.5764	1.004	0.0099	0.38%
23	01/16/2004		2.5658	0.00%	2.5764	0.996	-.0106	-0.41%
24	01/17/2004		2.5673	0.00%	2.5765	0.996	-.0092	-0.36%
25	01/17/2004		2.5666	0.00%	2.5765	0.996	-.0099	-0.38%
26	01/18/2004		2.5701	0.00%	2.5765	0.998	-.0064	-0.25%
27	01/18/2004		2.5753	0.00%	2.5765	1.000	-.0012	-0.05%
28	01/19/2004		2.5802	0.00%	2.5765	1.001	0.0037	0.14%
29	01/19/2004		2.5660	0.00%	2.5765	0.996	-.0105	-0.41%
30	01/19/2004		2.5705	0.00%	2.5765	0.998	-.0060	-0.23%
31	01/19/2004		2.5679	0.00%	2.5765	0.997	-.0086	-0.33%
32	01/20/2004		2.5588	0.00%	2.5765	0.993	-.0177	-0.69%
33	01/21/2004		2.5733	0.00%	2.5765	0.999	-.0032	-0.13%
34	01/21/2004		2.5520	0.00%	2.5765	0.990	-.0245	-0.95%
35	01/22/2004		2.5682	0.00%	2.5765	0.997	-.0084	-0.33%
36	01/22/2004		2.5647	0.00%	2.5765	0.995	-.0119	-0.46%
37	01/23/2004		2.5702	0.00%	2.5765	0.998	-.0063	-0.25%
38	01/23/2004		2.5669	0.00%	2.5765	0.996	-.0097	-0.38%
39	01/24/2004		2.5765	0.00%	2.5766	1.000	-.0001	0.00%
40	01/25/2004		2.5768	0.00%	2.5766	1.000	0.0002	0.01%
41	01/25/2004		2.5682	0.00%	2.5766	0.997	-.0084	-0.33%
42	01/25/2004		2.5724	0.00%	2.5766	0.998	-.0042	-0.16%
43	01/26/2004		2.5568	0.00%	2.5766	0.992	-.0197	-0.77%
44	01/27/2004		2.5741	0.00%	2.5766	0.999	-.0025	-0.10%
45	01/27/2004		2.5701	0.00%	2.5766	0.997	-.0065	-0.25%
46	01/27/2004		2.5701	0.00%	2.5766	0.997	-.0065	-0.25%
47	01/28/2004		2.5573	0.00%	2.5766	0.992	-.0194	-0.75%
48	01/29/2004		2.5739	0.00%	2.5766	0.999	-.0027	-0.10%
49	01/30/2004		2.5675	0.00%	2.5767	0.996	-.0092	-0.36%

P-EFFECTIVE DATA

Calendar Year 2004

76

SRS : Calex 1

#	Date Measured	Instr. ID	P-eff (mw/g)	Uncert. 1 STD	Accepted P-eff	Ratio M/A	mW/g Error	Percent Error
50	01/30/2004		2.5676	0.00%	2.5767	0.996	-0.0091	-0.35%
51	02/02/2004		2.5695	0.00%	2.5767	0.997	-0.0072	-0.28%
52	02/03/2004		2.5670	0.00%	2.5767	0.996	-0.0097	-0.38%
53	02/06/2004		2.5504	0.00%	2.5768	0.990	-0.0263	-1.02%
54	02/06/2004		2.5600	0.00%	2.5768	0.993	-0.0168	-0.65%
55	02/07/2004		2.5597	0.00%	2.5768	0.993	-0.0170	-0.66%
56	02/07/2004		2.5771	0.00%	2.5768	1.000	0.0004	0.01%
57	02/07/2004		2.5648	0.00%	2.5768	0.995	-0.0119	-0.46%
58	02/08/2004		2.5563	0.00%	2.5768	0.992	-0.0205	-0.80%
59	02/08/2004		2.5619	0.00%	2.5768	0.994	-0.0149	-0.58%
60	02/08/2004		2.5641	0.00%	2.5768	0.995	-0.0127	-0.49%
61	02/08/2004		2.5563	0.00%	2.5768	0.992	-0.0205	-0.80%
62	02/09/2004		2.5545	0.00%	2.5768	0.991	-0.0222	-0.86%
63	02/09/2004		2.5722	0.00%	2.5768	0.998	-0.0046	-0.18%
64	02/10/2004		2.5754	0.00%	2.5768	0.999	-0.0014	-0.05%
65	02/10/2004		2.5615	0.00%	2.5768	0.994	-0.0153	-0.59%
66	02/11/2004		2.5719	0.00%	2.5768	0.998	-0.0049	-0.19%
67	02/16/2004		2.5739	0.00%	2.5769	0.999	-0.0030	-0.12%
68	02/16/2004		2.5675	0.00%	2.5769	0.996	-0.0094	-0.37%
69	02/18/2004		2.5769	0.00%	2.5769	1.000	-0.0001	0.00%
70	02/19/2004		2.5697	0.00%	2.5769	0.997	-0.0072	-0.28%
71	02/29/2004		2.5669	0.00%	2.5771	0.996	-0.0102	-0.40%
72	03/01/2004		2.5754	0.00%	2.5771	0.999	-0.0017	-0.07%
73	03/01/2004		2.5748	0.00%	2.5771	0.999	-0.0023	-0.09%
74	03/02/2004		2.5808	0.00%	2.5771	1.001	0.0037	0.14%
75	03/03/2004		2.5748	0.00%	2.5771	0.999	-0.0023	-0.09%
76	03/03/2004		2.5753	0.00%	2.5771	0.999	-0.0018	-0.07%
77	03/03/2004		2.5643	0.00%	2.5771	0.995	-0.0128	-0.50%
78	03/04/2004		2.5803	0.00%	2.5771	1.001	0.0032	0.12%
79	03/05/2004		2.5734	0.00%	2.5772	0.999	-0.0038	-0.15%
80	03/06/2004		2.5753	0.00%	2.5772	0.999	-0.0019	-0.07%
81	03/06/2004		2.5598	0.00%	2.5772	0.993	-0.0174	-0.68%
82	03/06/2004		2.5725	0.00%	2.5772	0.998	-0.0046	-0.18%
83	03/07/2004		2.5650	0.00%	2.5772	0.995	-0.0122	-0.47%
84	03/07/2004		2.5737	0.00%	2.5772	0.999	-0.0035	-0.13%
85	03/08/2004		2.5762	0.00%	2.5772	1.000	-0.0010	-0.04%
86	03/09/2004		2.5764	0.00%	2.5772	1.000	-0.0008	-0.03%
87	03/10/2004		2.5626	0.00%	2.5772	0.994	-0.0147	-0.57%
88	03/11/2004		2.5764	0.00%	2.5772	1.000	-0.0009	-0.03%
89	03/13/2004		2.5731	0.00%	2.5773	0.998	-0.0042	-0.16%
90	03/13/2004		2.5774	0.00%	2.5773	1.000	0.0002	0.01%
91	03/19/2004		2.5789	0.00%	2.5774	1.001	0.0015	0.06%
92	03/20/2004		2.5629	0.00%	2.5774	0.994	-0.0145	-0.56%
93	03/21/2004		2.5685	0.00%	2.5774	0.997	-0.0089	-0.35%
94	03/21/2004		2.5768	0.00%	2.5774	1.000	-0.0006	-0.02%
95	03/23/2004		2.5716	0.00%	2.5774	0.998	-0.0058	-0.22%
96	03/24/2004		2.5812	0.00%	2.5774	1.001	0.0038	0.15%
97	03/25/2004		2.5722	0.00%	2.5775	0.998	-0.0053	-0.21%
98	03/26/2004		2.5724	0.00%	2.5775	0.998	-0.0051	-0.20%

P-EFFECTIVE DATA

Calendar Year 2004

77

SRS : Calex 1

#	Date Measured	Instr. ID	P-eff (mw/g)	Uncert. 1 STD	Accepted P-eff	Ratio M/A	mW/g Error	Percent Error
99	03/26/2004		2.5715	0.00%	2.5775	0.998	-0.0059	-0.23%
100	03/27/2004		2.5767	0.00%	2.5775	1.000	-0.0008	-0.03%
101	03/27/2004		2.5727	0.00%	2.5775	0.998	-0.0048	-0.19%
102	03/27/2004		2.5591	0.00%	2.5775	0.993	-0.0184	-0.71%
103	03/28/2004		2.5745	0.00%	2.5775	0.999	-0.0030	-0.12%
104	04/03/2004		2.5780	0.00%	2.5776	1.000	0.0004	0.02%
105	04/05/2004		2.5659	0.00%	2.5776	0.995	-0.0117	-0.45%
106	04/05/2004		2.5727	0.00%	2.5776	0.998	-0.0049	-0.19%
107	04/07/2004		2.5674	0.00%	2.5776	0.996	-0.0102	-0.40%
108	04/08/2004		2.5588	0.00%	2.5777	0.993	-0.0188	-0.73%
109	04/09/2004		2.5790	0.00%	2.5777	1.001	0.0013	0.05%
110	04/09/2004		2.5690	0.00%	2.5777	0.997	-0.0086	-0.34%
111	04/10/2004		2.5707	0.00%	2.5777	0.997	-0.0069	-0.27%
112	04/10/2004		2.5607	0.00%	2.5777	0.993	-0.0170	-0.66%
113	04/15/2004		2.5540	0.00%	2.5778	0.991	-0.0238	-0.92%
114	04/16/2004		2.5785	0.00%	2.5778	1.000	0.0008	0.03%
115	04/16/2004		2.5697	0.00%	2.5778	0.997	-0.0080	-0.31%
116	04/16/2004		2.5788	0.00%	2.5778	1.000	0.0010	0.04%
117	04/17/2004		2.5742	0.00%	2.5778	0.999	-0.0036	-0.14%
118	04/17/2004		2.5704	0.00%	2.5778	0.997	-0.0074	-0.29%
119	04/18/2004		2.5799	0.00%	2.5778	1.001	0.0021	0.08%
120	04/18/2004		2.5803	0.00%	2.5778	1.001	0.0025	0.10%
121	04/20/2004		2.5838	0.00%	2.5778	1.002	0.0060	0.23%
122	04/21/2004		2.5711	0.00%	2.5778	0.997	-0.0068	-0.26%
123	04/21/2004		2.5719	0.00%	2.5778	0.998	-0.0060	-0.23%
124	04/22/2004		2.5710	0.00%	2.5779	0.997	-0.0069	-0.27%
125	04/22/2004		2.5615	0.00%	2.5779	0.994	-0.0164	-0.63%
126	04/23/2004		2.5636	0.00%	2.5779	0.994	-0.0143	-0.55%
127	04/23/2004		2.5822	0.00%	2.5779	1.002	0.0044	0.17%
128	04/23/2004		2.5795	0.00%	2.5779	1.001	0.0016	0.06%
129	04/25/2004		2.5738	0.00%	2.5779	0.998	-0.0041	-0.16%
130	04/27/2004		2.5719	0.00%	2.5779	0.998	-0.0060	-0.23%
131	04/28/2004		2.5720	0.00%	2.5779	0.998	-0.0059	-0.23%
132	04/28/2004		2.5727	0.00%	2.5779	0.998	-0.0052	-0.20%
133	04/29/2004		2.5596	0.00%	2.5780	0.993	-0.0184	-0.71%
134	04/29/2004		2.5732	0.00%	2.5780	0.998	-0.0048	-0.19%
135	05/17/2004		2.5784	0.00%	2.5782	1.000	0.0002	0.01%
136	05/18/2004		2.5643	0.00%	2.5782	0.995	-0.0139	-0.54%
137	05/18/2004		2.5851	0.00%	2.5782	1.003	0.0069	0.27%
138	05/19/2004		2.5665	0.00%	2.5782	0.995	-0.0118	-0.46%
139	05/25/2004		2.5668	0.00%	2.5783	0.996	-0.0116	-0.45%
140	05/27/2004		2.5783	0.00%	2.5784	1.000	-0.0001	0.00%
141	05/28/2004		2.5697	0.00%	2.5784	0.997	-0.0087	-0.34%
142	05/29/2004		2.5695	0.00%	2.5784	0.997	-0.0088	-0.34%
143	05/29/2004		2.5609	0.00%	2.5784	0.993	-0.0174	-0.68%
144	05/30/2004		2.5686	0.00%	2.5784	0.996	-0.0098	-0.38%
145	05/30/2004		2.5708	0.00%	2.5784	0.997	-0.0076	-0.29%
146	05/30/2004		2.5664	0.00%	2.5784	0.995	-0.0120	-0.46%
147	05/31/2004		2.5705	0.00%	2.5784	0.997	-0.0079	-0.31%

P-EFFECTIVE DATA

Calendar Year 2004

78

SRS : Calex 1

#	Date Measured	Instr. ID	P-eff (mw/g)	Uncert. 1 STD	Accepted P-eff	Ratio M/A	mW/g Error	Percent Error
148	05/31/2004		2.5617	0.00%	2.5784	0.994	-.0167	-0.65%
149	05/31/2004		2.5650	0.00%	2.5784	0.995	-.0134	-0.52%
150	05/31/2004		2.5820	0.00%	2.5784	1.001	0.0036	0.14%
151	06/03/2004		2.5638	0.00%	2.5785	0.994	-.0146	-0.57%
152	06/04/2004		2.5626	0.00%	2.5785	0.994	-.0158	-0.61%
153	06/05/2004		2.5660	0.00%	2.5785	0.995	-.0125	-0.48%
154	06/05/2004		2.5618	0.00%	2.5785	0.994	-.0167	-0.65%
155	06/05/2004		2.5640	0.00%	2.5785	0.994	-.0145	-0.56%
156	06/06/2004		2.5655	0.00%	2.5785	0.995	-.0130	-0.50%
157	06/06/2004		2.5686	0.00%	2.5785	0.996	-.0099	-0.38%
158	06/07/2004		2.5591	0.00%	2.5785	0.992	-.0194	-0.75%
159	06/08/2004		2.5681	0.00%	2.5785	0.996	-.0105	-0.41%
160	06/12/2004		2.5682	0.00%	2.5786	0.996	-.0103	-0.40%
161	06/12/2004		2.5504	0.00%	2.5786	0.989	-.0282	-1.09%
162	06/13/2004		2.5616	0.00%	2.5786	0.993	-.0170	-0.66%
163	06/16/2004		2.5575	0.00%	2.5786	0.992	-.0212	-0.82%
164	06/17/2004		2.5578	0.00%	2.5787	0.992	-.0208	-0.81%
165	06/22/2004		2.5484	0.00%	2.5787	0.988	-.0303	-1.18%
166	06/22/2004		2.5576	0.00%	2.5787	0.992	-.0211	-0.82%
167	06/23/2004		2.5546	0.00%	2.5787	0.991	-.0242	-0.94%
168	06/24/2004		2.5621	0.00%	2.5788	0.994	-.0167	-0.65%
169	06/24/2004		2.5539	0.00%	2.5788	0.990	-.0248	-0.96%
170	06/25/2004		2.5644	0.00%	2.5788	0.994	-.0144	-0.56%
171	06/25/2004		2.5479	0.00%	2.5788	0.988	-.0309	-1.20%
172	06/26/2004		2.5698	0.00%	2.5788	0.996	-.0090	-0.35%
173	06/26/2004		2.5573	0.00%	2.5788	0.992	-.0215	-0.83%
174	06/27/2004		2.5585	0.00%	2.5788	0.992	-.0203	-0.79%
175	06/28/2004		2.5709	0.00%	2.5788	0.997	-.0079	-0.31%
176	07/01/2004		2.5649	0.00%	2.5789	0.995	-.0140	-0.54%
177	07/02/2004		2.5564	0.00%	2.5789	0.991	-.0225	-0.87%
178	07/02/2004		2.5444	0.00%	2.5789	0.987	-.0345	-1.34%
179	07/03/2004		2.5752	0.00%	2.5789	0.999	-.0037	-0.14%
180	07/04/2004		2.5703	0.00%	2.5789	0.997	-.0086	-0.33%
181	07/05/2004		2.5660	0.00%	2.5789	0.995	-.0130	-0.50%
182	07/06/2004		2.5526	0.00%	2.5789	0.990	-.0263	-1.02%
183	07/07/2004		2.5497	0.00%	2.5789	0.989	-.0292	-1.13%
184	07/08/2004		2.5680	0.00%	2.5790	0.996	-.0110	-0.43%
185	07/08/2004		2.5527	0.00%	2.5790	0.990	-.0262	-1.02%
186	07/09/2004		2.5557	0.00%	2.5790	0.991	-.0233	-0.90%
187	07/09/2004		2.5578	0.00%	2.5790	0.992	-.0212	-0.82%
188	07/09/2004		2.5499	0.00%	2.5790	0.989	-.0291	-1.13%
189	07/10/2004		2.5618	0.00%	2.5790	0.993	-.0172	-0.67%
190	07/11/2004		2.5545	0.00%	2.5790	0.991	-.0245	-0.95%
191	07/11/2004		2.5655	0.00%	2.5790	0.995	-.0135	-0.52%
192	07/12/2004		2.5539	0.00%	2.5790	0.990	-.0251	-0.97%
193	07/12/2004		2.5652	0.00%	2.5790	0.995	-.0138	-0.54%
194	07/12/2004		2.5620	0.00%	2.5790	0.993	-.0170	-0.66%
195	07/13/2004		2.5506	0.00%	2.5790	0.989	-.0284	-1.10%
196	07/13/2004		2.5536	0.00%	2.5790	0.990	-.0254	-0.98%

P-EFFECTIVE DATA

Calendar Year 2004

79

SRS : Calex 1

#	Date Measured	Instr. ID	P-eff (mw/g)	Uncert. 1 STD	Accepted P-eff	Ratio M/A	mW/g Error	Percent Error
197	07/14/2004		2.5603	0.00%	2.5790	0.993	-.0187	-0.73%
198	07/14/2004		2.5620	0.00%	2.5790	0.993	-.0171	-0.66%
199	07/15/2004		2.5730	0.00%	2.5791	0.998	-.0060	-0.23%
200	07/16/2004		2.5615	0.00%	2.5791	0.993	-.0176	-0.68%
201	07/16/2004		2.5659	0.00%	2.5791	0.995	-.0131	-0.51%
202	07/16/2004		2.5767	0.00%	2.5791	0.999	-.0023	-0.09%
203	07/17/2004		2.5595	0.00%	2.5791	0.992	-.0196	-0.76%
204	07/17/2004		2.5603	0.00%	2.5791	0.993	-.0188	-0.73%
205	07/19/2004		2.5705	0.00%	2.5791	0.997	-.0086	-0.33%
206	07/20/2004		2.5806	0.00%	2.5791	1.001	0.0015	0.06%
207	07/22/2004		2.5796	0.00%	2.5792	1.000	0.0004	0.02%
208	07/22/2004		2.5679	0.00%	2.5792	0.996	-.0112	-0.43%
209	07/22/2004		2.5749	0.00%	2.5792	0.998	-.0043	-0.17%
210	07/23/2004		2.5533	0.00%	2.5792	0.990	-.0258	-1.00%
211	07/23/2004		2.5583	0.00%	2.5792	0.992	-.0208	-0.81%
212	07/24/2004		2.5523	0.00%	2.5792	0.990	-.0269	-1.04%
213	07/24/2004		2.5622	0.00%	2.5792	0.993	-.0170	-0.66%
214	07/25/2004		2.5689	0.00%	2.5792	0.996	-.0103	-0.40%
215	07/26/2004		2.5602	0.00%	2.5792	0.993	-.0190	-0.74%
216	07/27/2004		2.5690	0.00%	2.5792	0.996	-.0103	-0.40%
217	07/28/2004		2.5649	0.00%	2.5792	0.994	-.0143	-0.56%
218	07/28/2004		2.5628	0.00%	2.5792	0.994	-.0164	-0.64%
219	07/28/2004		2.5618	0.00%	2.5792	0.993	-.0174	-0.68%
220	07/29/2004		2.5763	0.00%	2.5793	0.999	-.0029	-0.11%
221	07/30/2004		2.5499	0.00%	2.5793	0.989	-.0294	-1.14%
222	07/30/2004		2.5784	0.00%	2.5793	1.000	-.0008	-0.03%
223	07/31/2004		2.5729	0.00%	2.5793	0.998	-.0064	-0.25%
224	07/31/2004		2.5661	0.00%	2.5793	0.995	-.0132	-0.51%
225	08/04/2004		2.5708	0.00%	2.5793	0.997	-.0085	-0.33%
226	08/05/2004		2.5470	0.00%	2.5794	0.987	-.0323	-1.25%
227	08/05/2004		2.5756	0.00%	2.5794	0.999	-.0038	-0.15%
228	08/05/2004		2.5776	0.00%	2.5794	0.999	-.0018	-0.07%
229	08/05/2004		2.5849	0.00%	2.5794	1.002	0.0056	0.22%
230	08/06/2004		2.5788	0.00%	2.5794	1.000	-.0006	-0.02%
231	08/06/2004		2.5781	0.00%	2.5794	1.000	-.0013	-0.05%
232	08/07/2004		2.5717	0.00%	2.5794	0.997	-.0076	-0.30%
233	08/08/2004		2.5775	0.00%	2.5794	0.999	-.0019	-0.07%
234	08/08/2004		2.5840	0.00%	2.5794	1.002	0.0046	0.18%
235	08/31/2004		2.5880	0.00%	2.5797	1.003	0.0082	0.32%
236	09/02/2004		2.5887	0.00%	2.5798	1.003	0.0090	0.35%
237	09/02/2004		2.5766	0.00%	2.5798	0.999	-.0032	-0.12%
238	09/03/2004		2.5815	0.00%	2.5798	1.001	0.0017	0.07%
239	09/04/2004		2.5753	0.00%	2.5798	0.998	-.0045	-0.18%
240	09/04/2004		2.5865	0.00%	2.5798	1.003	0.0068	0.26%
241	09/05/2004		2.5704	0.00%	2.5798	0.996	-.0094	-0.36%
242	09/06/2004		2.5856	0.00%	2.5798	1.002	0.0058	0.22%
243	09/06/2004		2.5880	0.00%	2.5798	1.003	0.0082	0.32%
244	09/06/2004		2.5764	0.00%	2.5798	0.999	-.0034	-0.13%
245	09/07/2004		2.5759	0.00%	2.5798	0.998	-.0039	-0.15%

P-EFFECTIVE DATA

Calendar Year 2004

80

SRS : Calex 1

#	Date Measured	Instr. ID	P-eff (mw/g)	Uncert. 1 STD	Accepted P-eff	Ratio M/A	mW/g Error	Percent Error
246	09/07/2004		2.5773	0.00%	2.5798	0.999	-.0026	-0.10%
247	09/08/2004		2.5881	0.00%	2.5798	1.003	0.0082	0.32%
248	09/08/2004		2.5928	0.00%	2.5798	1.005	0.0130	0.50%
249	09/12/2004		2.5779	0.00%	2.5799	0.999	-.0020	-0.08%
250	09/13/2004		2.5883	0.00%	2.5799	1.003	0.0084	0.33%
251	09/13/2004		2.5834	0.00%	2.5799	1.001	0.0035	0.14%
252	09/14/2004		2.5776	0.00%	2.5799	0.999	-.0023	-0.09%
253	09/15/2004		2.5905	0.00%	2.5799	1.004	0.0105	0.41%
254	09/16/2004		2.5865	0.00%	2.5799	1.003	0.0066	0.26%
255	09/16/2004		2.5911	0.00%	2.5799	1.004	0.0112	0.43%
256	09/16/2004		2.5908	0.00%	2.5799	1.004	0.0109	0.42%
257	09/17/2004		2.5926	0.00%	2.5800	1.005	0.0126	0.49%
258	09/17/2004		2.5830	0.00%	2.5800	1.001	0.0031	0.12%
259	09/18/2004		2.5847	0.00%	2.5800	1.002	0.0047	0.18%
260	09/18/2004		2.6023	0.00%	2.5800	1.009	0.0223	0.86%
261	09/19/2004		2.6010	0.00%	2.5800	1.008	0.0210	0.81%
262	09/19/2004		2.5923	0.00%	2.5800	1.005	0.0123	0.48%
263	09/25/2004		2.5833	0.00%	2.5801	1.001	0.0032	0.13%
264	09/25/2004		2.5905	0.00%	2.5801	1.004	0.0104	0.40%
265	09/25/2004		2.5883	0.00%	2.5801	1.003	0.0083	0.32%
266	09/26/2004		2.5810	0.00%	2.5801	1.000	0.0009	0.04%
267	09/26/2004		2.5848	0.00%	2.5801	1.002	0.0047	0.18%
268	09/27/2004		2.5873	0.00%	2.5801	1.003	0.0072	0.28%
269	09/28/2004		2.5904	0.00%	2.5801	1.004	0.0103	0.40%
270	09/29/2004		2.5849	0.00%	2.5801	1.002	0.0047	0.18%
271	09/30/2004		2.5806	0.00%	2.5801	1.000	0.0004	0.02%
272	10/01/2004		2.5709	0.00%	2.5802	0.996	-.0092	-0.36%
273	10/01/2004		2.5692	0.00%	2.5802	0.996	-.0109	-0.42%
274	10/08/2004		2.5840	0.00%	2.5803	1.001	0.0038	0.15%
275	10/09/2004		2.5845	0.00%	2.5803	1.002	0.0043	0.17%
276	10/10/2004		2.5893	0.00%	2.5803	1.004	0.0090	0.35%
277	10/10/2004		2.6005	0.00%	2.5803	1.008	0.0202	0.78%
278	10/11/2004		2.5992	0.00%	2.5803	1.007	0.0189	0.73%
279	10/12/2004		2.5728	0.00%	2.5803	0.997	-.0075	-0.29%
280	10/13/2004		2.5970	0.00%	2.5803	1.006	0.0166	0.64%
281	10/13/2004		2.5968	0.00%	2.5803	1.006	0.0165	0.64%
282	10/13/2004		2.5796	0.00%	2.5803	1.000	-.0007	-0.03%
283	10/14/2004		2.5952	0.00%	2.5803	1.006	0.0148	0.57%
284	10/14/2004		2.5845	0.00%	2.5803	1.002	0.0041	0.16%
285	10/16/2004		2.6026	0.00%	2.5804	1.009	0.0222	0.86%
286	10/16/2004		2.5881	0.00%	2.5804	1.003	0.0077	0.30%
287	10/16/2004		2.6033	0.00%	2.5804	1.009	0.0229	0.89%
288	10/17/2004		2.6017	0.00%	2.5804	1.008	0.0213	0.83%
289	10/17/2004		2.5875	0.00%	2.5804	1.003	0.0071	0.28%
290	10/18/2004		2.5991	0.00%	2.5804	1.007	0.0187	0.72%
291	10/18/2004		2.5992	0.00%	2.5804	1.007	0.0188	0.73%
292	10/21/2004		2.5976	0.00%	2.5804	1.007	0.0171	0.66%
293	10/22/2004		2.6004	0.00%	2.5805	1.008	0.0200	0.77%
294	10/22/2004		2.5713	0.00%	2.5805	0.996	-.0091	-0.35%

P-EFFECTIVE DATA

Calendar Year 2004

SRS : Calex 1

#	Date Measured	Instr. ID	P-eff (mw/g)	Uncert. 1 STD	Accepted P-eff	Ratio M/A	mW/g Error	Percent Error
295	10/23/2004		2.5799	0.00%	2.5805	1.000	-.0006	-0.02%
296	10/24/2004		2.5949	0.00%	2.5805	1.006	0.0144	0.56%
297	10/24/2004		2.5969	0.00%	2.5805	1.006	0.0165	0.64%
298	10/24/2004		2.5982	0.00%	2.5805	1.007	0.0177	0.69%
299	10/25/2004		2.5913	0.00%	2.5805	1.004	0.0108	0.42%
300	10/25/2004		2.5867	0.00%	2.5805	1.002	0.0062	0.24%
301	10/26/2004		2.6034	0.00%	2.5805	1.009	0.0229	0.89%
302	10/26/2004		2.6061	0.00%	2.5805	1.010	0.0256	0.99%
303	10/26/2004		2.5945	0.00%	2.5805	1.005	0.0140	0.54%
304	10/27/2004		2.5999	0.00%	2.5805	1.008	0.0194	0.75%
305	10/28/2004		2.5879	0.00%	2.5805	1.003	0.0074	0.29%
306	10/29/2004		2.6014	0.00%	2.5806	1.008	0.0209	0.81%
307	10/29/2004		2.6098	0.00%	2.5806	1.011	0.0292	1.13%
308	10/30/2004		2.5956	0.00%	2.5806	1.006	0.0150	0.58%
309	10/30/2004		2.6038	0.00%	2.5806	1.009	0.0233	0.90%
310	10/30/2004		2.5960	0.00%	2.5806	1.006	0.0154	0.60%
311	10/31/2004		2.5882	0.00%	2.5806	1.003	0.0076	0.29%
312	10/31/2004		2.5930	0.00%	2.5806	1.005	0.0124	0.48%
313	11/01/2004		2.5964	0.00%	2.5806	1.006	0.0158	0.61%
314	11/01/2004		2.5965	0.00%	2.5806	1.006	0.0159	0.62%
315	11/03/2004		2.5899	0.00%	2.5806	1.004	0.0093	0.36%
316	11/03/2004		2.5832	0.00%	2.5806	1.001	0.0025	0.10%
317	11/03/2004		2.5830	0.00%	2.5806	1.001	0.0024	0.09%
318	11/04/2004		2.5842	0.00%	2.5806	1.001	0.0036	0.14%
319	11/04/2004		2.5972	0.00%	2.5806	1.006	0.0166	0.64%
320	11/05/2004		2.6005	0.00%	2.5806	1.008	0.0199	0.77%
321	11/05/2004		2.5838	0.00%	2.5806	1.001	0.0031	0.12%
322	11/06/2004		2.5866	0.00%	2.5807	1.002	0.0059	0.23%
323	11/06/2004		2.5999	0.00%	2.5807	1.007	0.0193	0.75%
324	11/06/2004		2.5871	0.00%	2.5807	1.003	0.0065	0.25%
325	11/06/2004		2.5793	0.00%	2.5807	0.999	-.0014	-0.05%
326	11/07/2004		2.5892	0.00%	2.5807	1.003	0.0085	0.33%
327	11/08/2004		2.5985	0.00%	2.5807	1.007	0.0178	0.69%
328	11/08/2004		2.5872	0.00%	2.5807	1.003	0.0065	0.25%
329	11/08/2004		2.5981	0.00%	2.5807	1.007	0.0175	0.68%
330	11/08/2004		2.5946	0.00%	2.5807	1.005	0.0139	0.54%
331	11/09/2004		2.5969	0.00%	2.5807	1.006	0.0162	0.63%
332	11/09/2004		2.5930	0.00%	2.5807	1.005	0.0123	0.48%
333	11/10/2004		2.5980	0.00%	2.5807	1.007	0.0172	0.67%
334	11/10/2004		2.6029	0.00%	2.5807	1.009	0.0222	0.86%
335	11/10/2004		2.5821	0.00%	2.5807	1.001	0.0014	0.05%
336	11/10/2004		2.5820	0.00%	2.5807	1.000	0.0013	0.05%
337	11/11/2004		2.6024	0.00%	2.5807	1.008	0.0217	0.84%
338	11/13/2004		2.5883	0.00%	2.5808	1.003	0.0075	0.29%
339	11/13/2004		2.5935	0.00%	2.5808	1.005	0.0127	0.49%
340	11/14/2004		2.5884	0.00%	2.5808	1.003	0.0077	0.30%
341	11/14/2004		2.5942	0.00%	2.5808	1.005	0.0135	0.52%
342	11/14/2004		2.5964	0.00%	2.5808	1.006	0.0157	0.61%
343	11/15/2004		2.5905	0.00%	2.5808	1.004	0.0097	0.37%

P-EFFECTIVE DATA

Calendar Year 2004

82

SRS : Calex 1

#	Date Measured	Instr. ID	P-eff (mw/g)	Uncert. 1 STD	Accepted P-eff	Ratio M/A	mW/g Error	Percent Error
344	11/16/2004		2.6057	0.00%	2.5808	1.010	0.0249	0.96%
345	11/17/2004		2.5986	0.00%	2.5808	1.007	0.0178	0.69%
346	11/17/2004		2.5900	0.00%	2.5808	1.004	0.0092	0.36%
347	11/18/2004		2.5912	0.00%	2.5808	1.004	0.0103	0.40%
348	11/18/2004		2.5966	0.00%	2.5808	1.006	0.0158	0.61%
349	11/19/2004		2.6013	0.00%	2.5808	1.008	0.0204	0.79%
350	11/19/2004		2.5918	0.00%	2.5808	1.004	0.0109	0.42%
351	11/19/2004		2.5897	0.00%	2.5808	1.003	0.0088	0.34%
352	11/19/2004		2.5832	0.00%	2.5808	1.001	0.0024	0.09%
353	11/20/2004		2.6039	0.00%	2.5809	1.009	0.0230	0.89%
354	11/21/2004		2.5973	0.00%	2.5809	1.006	0.0164	0.64%
355	11/25/2004		2.6090	0.00%	2.5809	1.011	0.0281	1.09%
356	11/25/2004		2.5869	0.00%	2.5809	1.002	0.0059	0.23%
357	11/25/2004		2.6114	0.00%	2.5809	1.012	0.0305	1.18%
358	12/03/2004		2.5986	0.00%	2.5810	1.007	0.0176	0.68%
359	12/05/2004		2.6028	0.00%	2.5811	1.008	0.0217	0.84%
360	12/14/2004		2.6018	0.00%	2.5812	1.008	0.0207	0.80%
361	12/14/2004		2.6032	0.00%	2.5812	1.009	0.0220	0.85%
362	12/14/2004		2.6119	0.00%	2.5812	1.012	0.0308	1.19%
363	12/15/2004		2.6139	0.00%	2.5812	1.013	0.0327	1.27%
364	12/15/2004		2.6271	0.00%	2.5812	1.018	0.0459	1.78%
365	12/16/2004		2.5975	0.00%	2.5812	1.006	0.0163	0.63%
366	12/16/2004		2.6170	0.00%	2.5812	1.014	0.0357	1.38%
367	12/18/2004		2.6074	0.00%	2.5813	1.010	0.0261	1.01%
368	12/19/2004		2.5992	0.00%	2.5813	1.007	0.0180	0.70%
369	12/19/2004		2.6013	0.00%	2.5813	1.008	0.0201	0.78%
370	12/19/2004		2.6080	0.00%	2.5813	1.010	0.0267	1.04%
371	12/20/2004		2.6167	0.00%	2.5813	1.014	0.0355	1.37%
372	12/20/2004		2.6002	0.00%	2.5813	1.007	0.0189	0.73%
373	12/22/2004		2.6209	0.00%	2.5813	1.015	0.0396	1.53%
374	12/22/2004		2.6143	0.00%	2.5813	1.013	0.0330	1.28%
375	12/23/2004		2.6090	0.00%	2.5813	1.011	0.0277	1.07%
376	12/23/2004		2.6131	0.00%	2.5813	1.012	0.0318	1.23%
377	12/24/2004		2.6192	0.00%	2.5813	1.015	0.0378	1.47%
378	12/26/2004		2.6255	0.00%	2.5814	1.017	0.0442	1.71%
379	12/26/2004		2.6061	0.00%	2.5814	1.010	0.0248	0.96%
380	12/27/2004		2.6050	0.00%	2.5814	1.009	0.0237	0.92%
381	12/27/2004		2.6031	0.00%	2.5814	1.008	0.0217	0.84%
Mean Error:							-1.198	-0.05%
Standard Deviation:							15.004	0.58%

* Statistical outliers, not included in graphs and tables.

K. ²³⁸Pu ISOTOPE ABUNDANCE TABLES AND GRAPHS

RESULTS OF ANALYSIS OF 238-Pu DATA
 1st QUARTER 2004 Calex 1

	HANFORD	LLNL	SRS
Mean error (weight %)	-0.0003%	-0.0002%	0.0002%
Standard Deviation (weight %)	0.0005%	0.0003%	0.0008%
Uncertainty in the Mean (weight %)	0.0001%	0.0001%	0.0001%
Mean Error (%)	-3.36%	-2.10%	2.28%
Standard Deviation (%)	6.05%	3.08%	9.68%
Uncertainty in the Mean (%)	0.97%	0.63%	0.95%
Number of Data Points	39	24	103
Number of Outliers	0	0	0

Difference from Last Quarter in:

Mean error (weight %)	0.0000%	0.0001%	0.0017%
Standard Deviation (weight %)	0.0001%	0.0000%	-0.0003%
Uncertainty in the Mean (weight %)	0.0000%	0.0000%	0.0000%
Mean Error (%)	-0.37%	1.72%	20.66%
Standard Deviation (%)	0.77%	-0.10%	-3.17%
Uncertainty in the Mean (%)	0.00%	-0.43%	-0.29%
Number of Data Points	9	15	-3

RESULTS OF ANALYSIS OF 238-Pu DATA
 2nd QUARTER 2004 Calex 1

	HANFORD	LLNL	SRS
Mean error (weight %)	-0.0003%	-0.0002%	0.0005%
Standard Deviation (weight %)	0.0005%	0.0003%	0.0008%
Uncertainty in the Mean (weight %)	0.0001%	0.0001%	0.0001%
Mean Error (%)	-3.94%	-2.26%	5.41%
Standard Deviation (%)	5.70%	3.53%	9.23%
Uncertainty in the Mean (%)	0.89%	0.74%	1.09%
Number of Data Points	41	23	72
Number of Outliers	1	0	0

Difference from Last Quarter in:

Mean error (weight %)	0.0000%	0.0000%	0.0003%
Standard Deviation (weight %)	0.0000%	0.0000%	0.0000%
Uncertainty in the Mean (weight %)	0.0000%	0.0000%	0.0000%
Mean Error (%)	-0.59%	-0.16%	3.13%
Standard Deviation (%)	-0.35%	0.44%	-0.45%
Uncertainty in the Mean (%)	-0.08%	0.11%	0.13%
Number of Data Points	2	-1	-31

RESULTS OF ANALYSIS OF 238-Pu DATA
 3rd QUARTER 2004 Calex 1

	HANFORD	LLNL	SRS
Mean error (weight %)	-0.0003%	-0.0001%	0.0015%
Standard Deviation (weight %)	0.0004%	0.0000%	0.0016%
Uncertainty in the Mean (weight %)	0.0001%	0.0000%	0.0002%
Mean Error (%)	-3.09%	-1.03%	17.64%
Standard Deviation (%)	4.83%	2.44%	19.11%
Uncertainty in the Mean (%)	0.75%	0.59%	1.95%
Number of Data Points	41	17	96
Number of Outliers	0	0	0

Difference from Last Quarter in:

Mean error (weight %)	0.0001%	0.0001%	0.0010%
Standard Deviation (weight %)	-0.0001%	-0.0003%	0.0008%
Uncertainty in the Mean (weight %)	0.0000%	-0.0001%	0.0001%
Mean Error (%)	0.86%	1.22%	12.23%
Standard Deviation (%)	-0.88%	-1.09%	9.88%
Uncertainty in the Mean (%)	-0.14%	-0.14%	0.86%
Number of Data Points	0	-6	24

RESULTS OF ANALYSIS OF 238-Pu DATA
 4th QUARTER 2004 Calex 1

	HANFORD	LLNL	SRS
Mean error (weight %)	-0.0002%	-0.0001%	0.0048%
Standard Deviation (weight %)	0.0004%	0.0000%	0.0015%
Uncertainty in the Mean (weight %)	0.0001%	0.0000%	0.0001%
Mean Error (%)	-2.98%	-1.76%	57.31%
Standard Deviation (%)	5.21%	1.96%	18.53%
Uncertainty in the Mean (%)	1.02%	0.56%	1.77%
Number of Data Points	26	12	110
Number of Outliers	0	0	0

Difference from Last Quarter in:

Mean error (weight %)	0.0000%	-0.0001%	0.0033%
Standard Deviation (weight %)	0.0000%	0.0000%	-0.0001%
Uncertainty in the Mean (weight %)	0.0000%	0.0000%	0.0000%
Mean Error (%)	0.11%	-0.72%	39.67%
Standard Deviation (%)	0.39%	-0.48%	-0.57%
Uncertainty in the Mean (%)	0.27%	-0.03%	-0.18%
Number of Data Points	-15	-5	14

RESULTS OF ANALYSIS OF 238-Pu DATA
 1st QUARTER 2004 Calex 2

HANFORD LLNL SRS

Mean error (weight %) ***** 0.0029% ****
 Standard Deviation (weight %) ***** 0.0009% ****
 Uncertainty in the Mean (weight %) ***** 0.0005% ****

Mean Error (%) ***** 3.92% ****
 Standard Deviation (%) ***** 1.17% ****
 Uncertainty in the Mean (%) ***** 0.68% ****

Number of Data Points ***** 3 ****
 Number of Outliers ***** 0 ****

Difference from Last Quarter in:

Mean error (weight %) ***** 0.0011% ****
 Standard Deviation (weight %) ***** 0.0006% ****
 Uncertainty in the Mean (weight %) ***** 0.0004% ****

Mean Error (%) ***** 1.49% ****
 Standard Deviation (%) ***** 0.76% ****
 Uncertainty in the Mean (%) ***** 0.49% ****

Number of Data Points 0 -2 0

RESULTS OF ANALYSIS OF 238-Pu DATA 2nd QUARTER 2004 Calex 2

	HANFORD	LLNL	SRS
Mean error (weight %)	****	0.0017%	****
Standard Deviation (weight %)	****	0.0019%	****
Uncertainty in the Mean (weight %)	****	0.0013%	****
Mean Error (%)	****	2.24%	****
Standard Deviation (%)	****	2.50%	****
Uncertainty in the Mean (%)	****	1.77%	****
Number of Data Points	****	2	****
Number of Outliers	****	0	****
Difference from Last Quarter in:			
Mean error (weight %)	****	-0.0013%	****
Standard Deviation (weight %)	****	0.0010%	****
Uncertainty in the Mean (weight %)	****	0.0008%	****
Mean Error (%)	****	-1.67%	****
Standard Deviation (%)	****	1.32%	****
Uncertainty in the Mean (%)	****	1.09%	****
Number of Data Points	0	-1	0

RESULTS OF ANALYSIS OF P-EFFECTIVE DATA
 3rd QUARTER 2004 Calex 2

	HANFORD	LLNL	SRS
Mean Error (uW/g)	****	-133.5	****
Standard Deviation (uW/g)	****	0.931	****
Uncertainty in the Mean (uW/g)	****	0.538	****
Mean Error (%)	****	-3.39%	****
Standard Deviation (%)	****	0.02%	****
Uncertainty in the Mean (%)	****	0.01%	****
Number of Data Points	****	3	****
Number of Outliers	****	0	****
Difference from Last Quarter in:			
Mean Error (uW/g)	****	3.857	****
Standard Deviation (uW/g)	****	-1.742	****
Uncertainty in the Mean (uW/g)	****	-1.352	****
Mean Error (%)	****	0.10%	****
Standard Deviation (%)	****	-0.05%	****
Uncertainty in the Mean (%)	****	-0.03%	****
Number of Data Points	0	1	0

RESULTS OF ANALYSIS OF 238-Pu DATA
 4th QUARTER 2004 Calex 2

HANFORD LLNL SRS

Mean error (weight %) ***** 0.0031% ****
 Standard Deviation (weight %) ***** 0.0007% ****
 Uncertainty in the Mean (weight %) ***** 0.0004% ****

Mean Error (%) ***** 4.19% ****
 Standard Deviation (%) ***** 1.00% ****
 Uncertainty in the Mean (%) ***** 0.58% ****

Number of Data Points ***** 3 ****
 Number of Outliers ***** 0 ****


Difference from Last Quarter in:

Mean error (weight %) ***** -0.0009% ****
 Standard Deviation (weight %) ***** 0.0007% ****
 Uncertainty in the Mean (weight %) ***** 0.0004% ****

Mean Error (%) ***** -1.22% ****
 Standard Deviation (%) ***** 0.76% ****
 Uncertainty in the Mean (%) ***** 0.44% ****

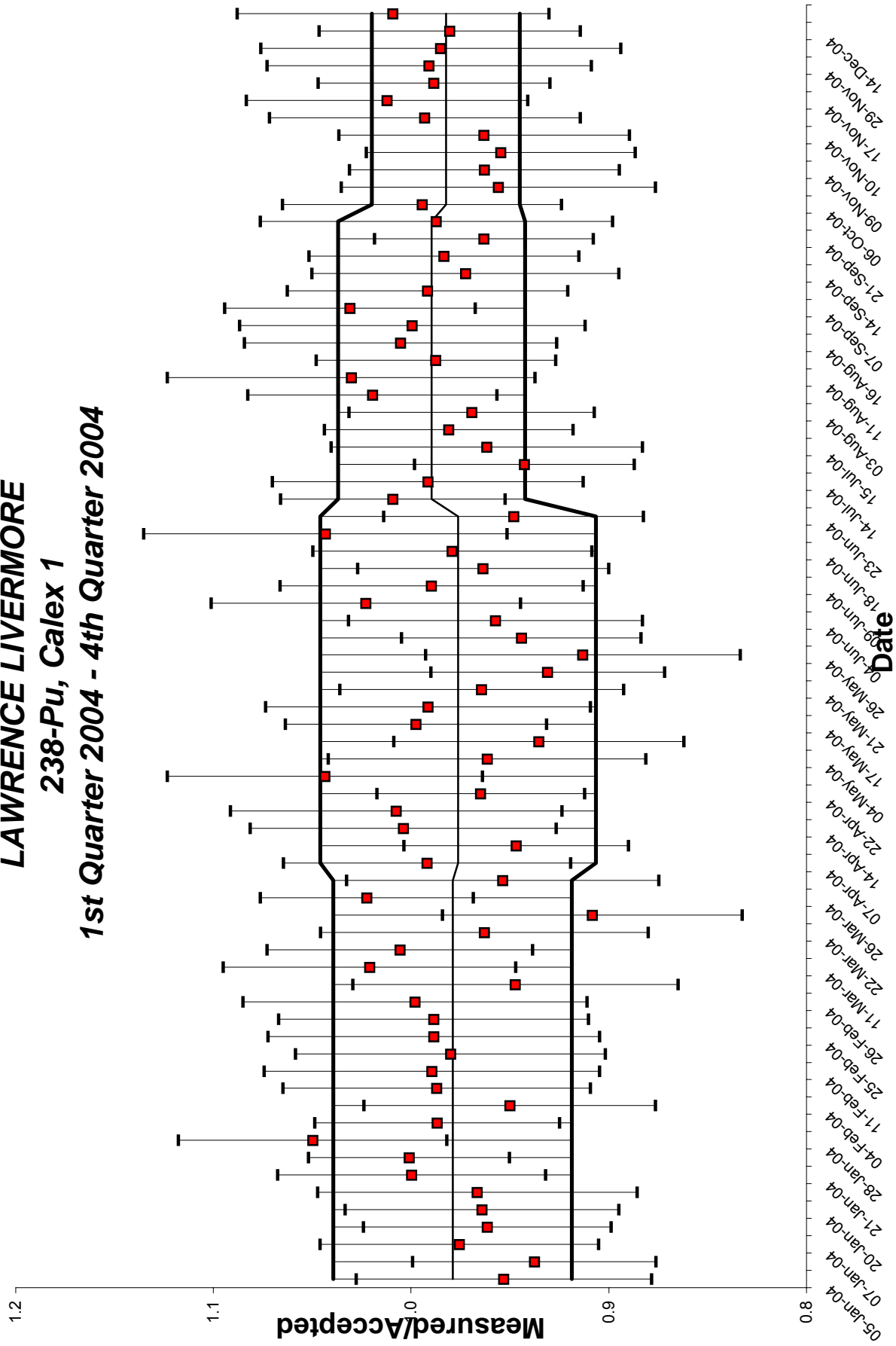
Number of Data Points 0 0 0

HANFORD
238-Pu, Caex 1
1st Quarter 2004 - 4th Quarter 2004



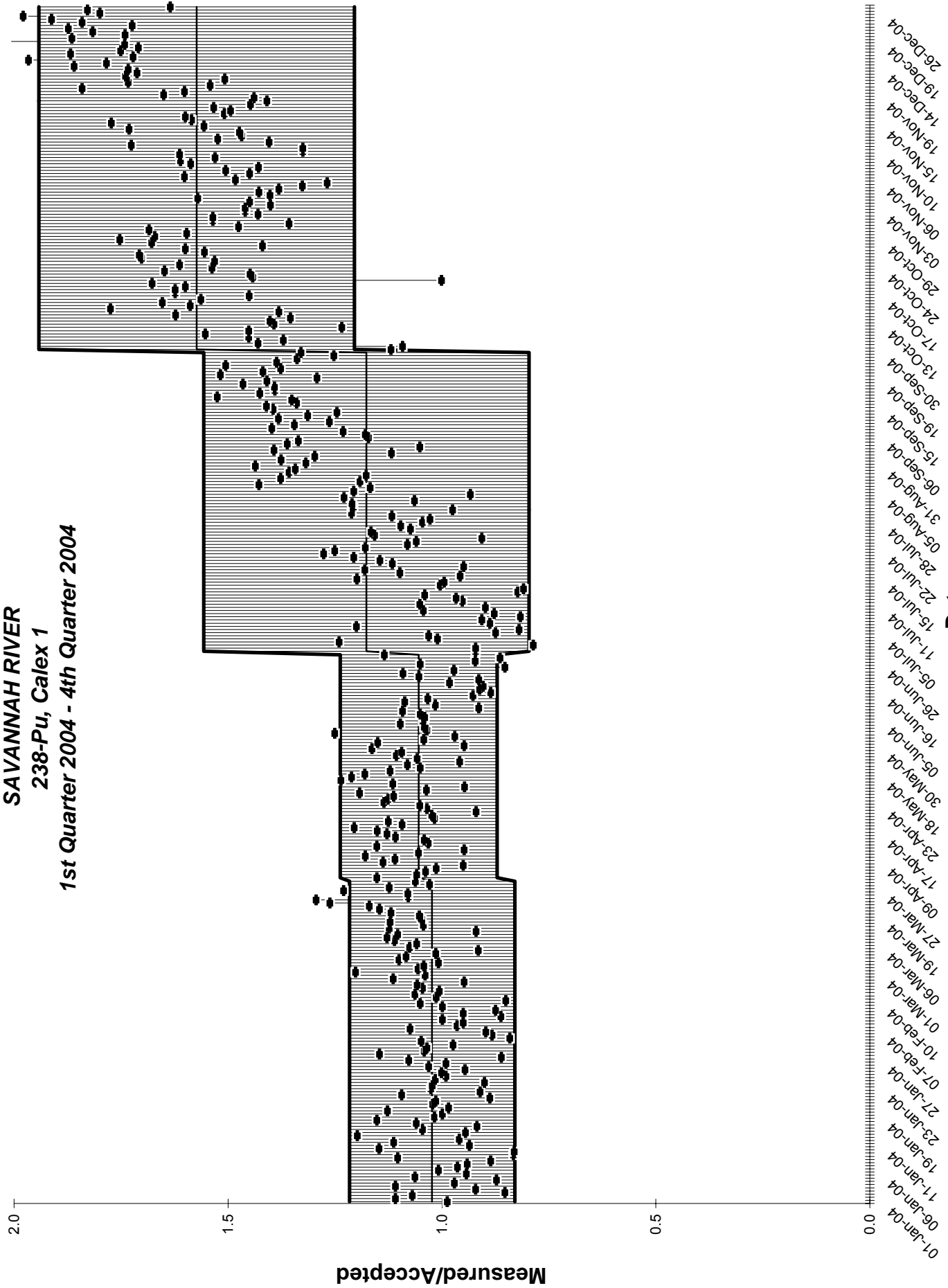
All standard deviation and uncertainty limits are at two sigma.

LAWRENCE LIVERMORE
238-Pu, Calex 1
1st Quarter 2004 - 4th Quarter 2004

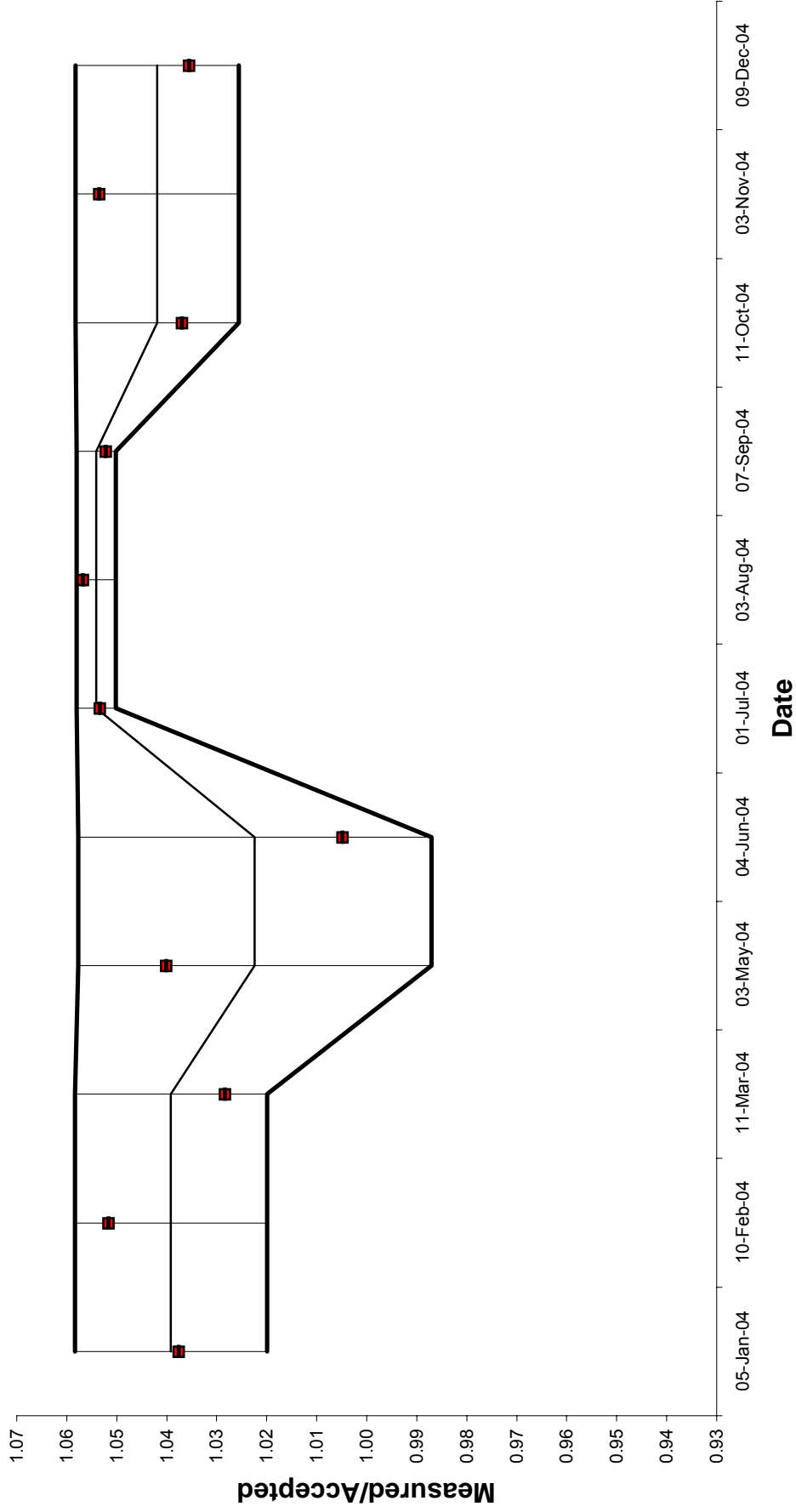


All standard deviation and uncertainty limits are at two sigma.

SAVANNAH RIVER
238-Pu, Calex 1
1st Quarter 2004 - 4th Quarter 2004



LAWRENCE LIVERMORE
238-Pu, Calex 2
1st Quarter 2004 - 4th Quarter 2004



All standard deviation and uncertainty limits are at two sigma.

RESULTS OF ANALYSIS OF 238-Pu DATA
2004 Calex 1

	HANFORD	LLNL	SRS
Mean error (weight %)	-0.0003%	-0.0002%	0.0190%
Standard Deviation (weight %)	0.0005%	0.0002%	0.0230%
Uncertainty in the Mean (weight %)	0.0000%	0.0000%	0.0012%
Mean Error (%)	-3.38%	-1.85%	22.63%
Standard Deviation (%)	5.44%	2.94%	27.45%
Uncertainty in the Mean (%)	0.45%	0.34%	1.41%
Number of Data Points	147	76	381
Number of Outliers	1	0	0

Difference from Last Year in:

Mean error (weight %)	0.0000%	0.0001%	0.0164%
Standard Deviation (weight %)	0.0000%	0.0000%	-0.0056%
Uncertainty in the Mean (weight %)	0.0000%	0.0000%	-0.0001%
Mean Error (%)	-0.27%	0.95%	19.68%
Standard Deviation (%)	0.10%	-0.45%	-6.31%
Uncertainty in the Mean (%)	0.03%	-0.02%	-0.14%
Number of Data Points	-19	-12	-98
Number of Outliers	-1	-1	-3

RESULTS OF ANALYSIS OF 238-Pu DATA
2004 Calex 2

HANFORD LLNL SRS

Mean error (weight %) ***** 0.0031% *****
 Standard Deviation (weight %) ***** 0.0011% *****
 Uncertainty in the Mean (weight %) ***** 0.0003% *****

Mean Error (%) ***** 4.09% *****
 Standard Deviation (%) ***** 1.53% *****
 Uncertainty in the Mean (%) ***** 0.46% *****

Number of Data Points ***** 11 *****
 Number of Outliers ***** 0 *****

Difference from Last Year in:

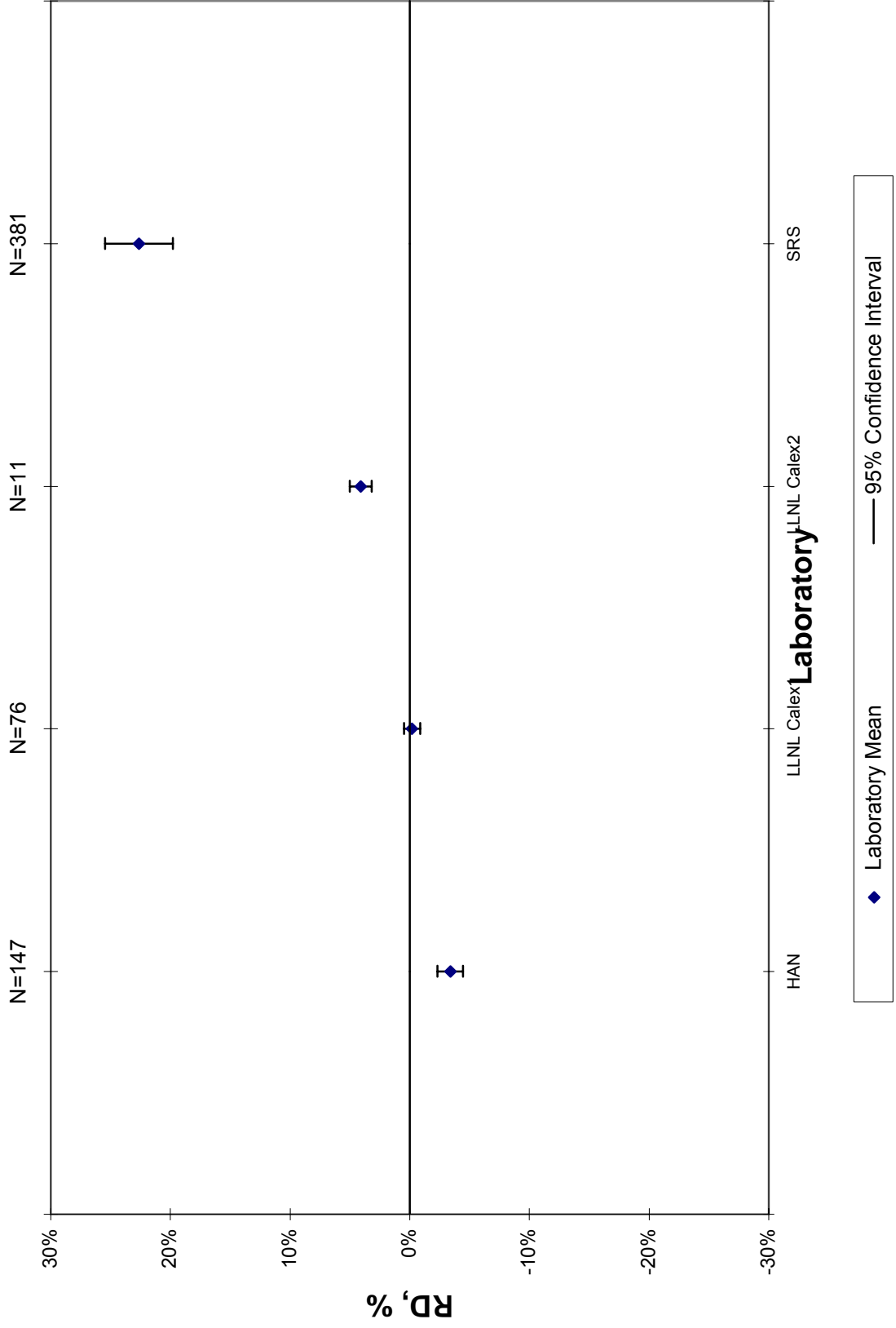
Mean error (weight %) ***** 0.0013% *****
 Standard Deviation (weight %) ***** 0.0007% *****
 Uncertainty in the Mean (weight %) ***** 0.0002% *****

Mean Error (%) ***** 1.69% *****
 Standard Deviation (%) ***** 0.95% *****
 Uncertainty in the Mean (%) ***** 0.32% *****

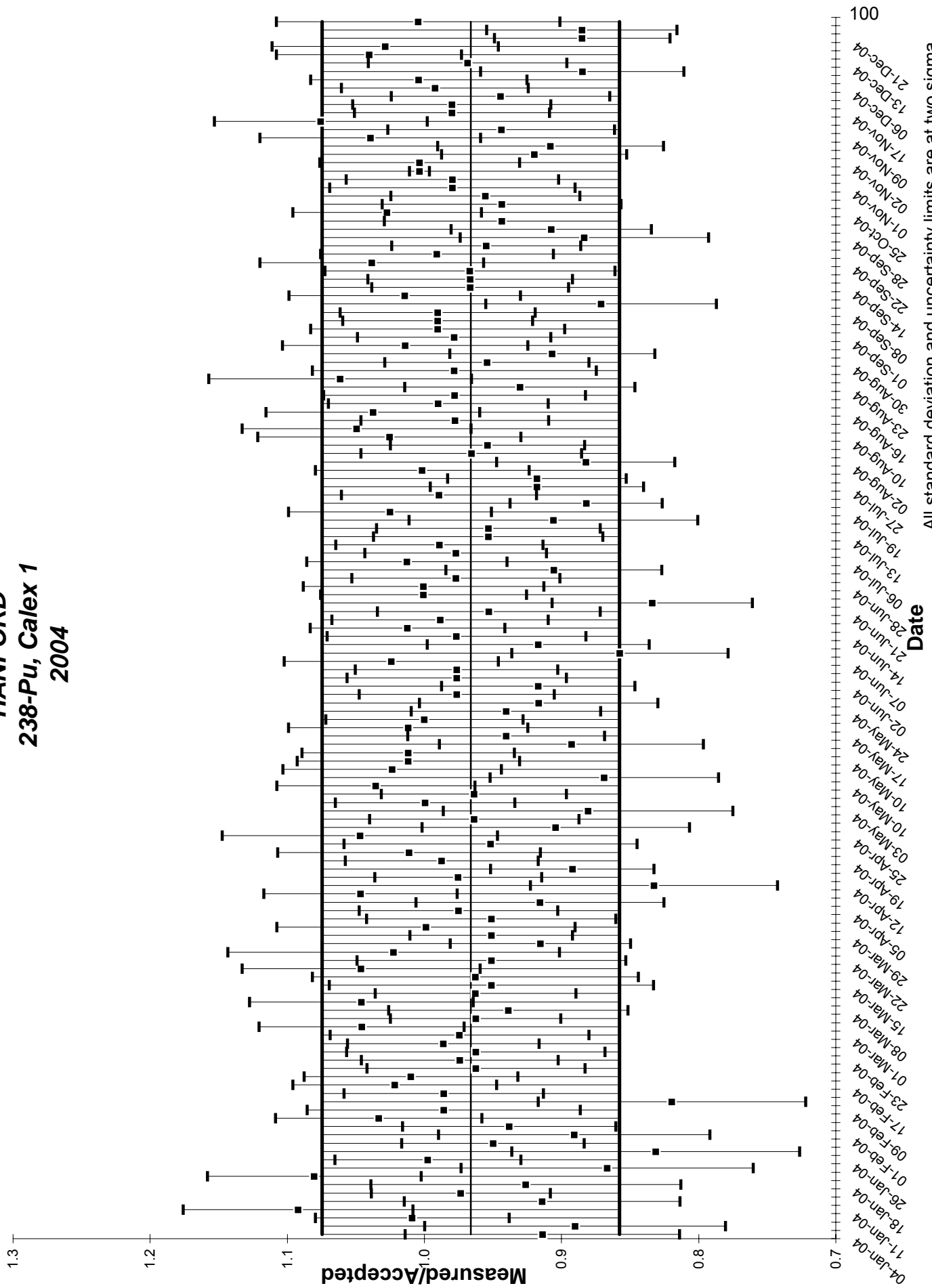
Number of Data Points 0 -6 0
 Number of Outliers 0 0 0

New Brunswick Laboratory Calorimetry Exchange Program

Percent ^{238}Pu , 2004

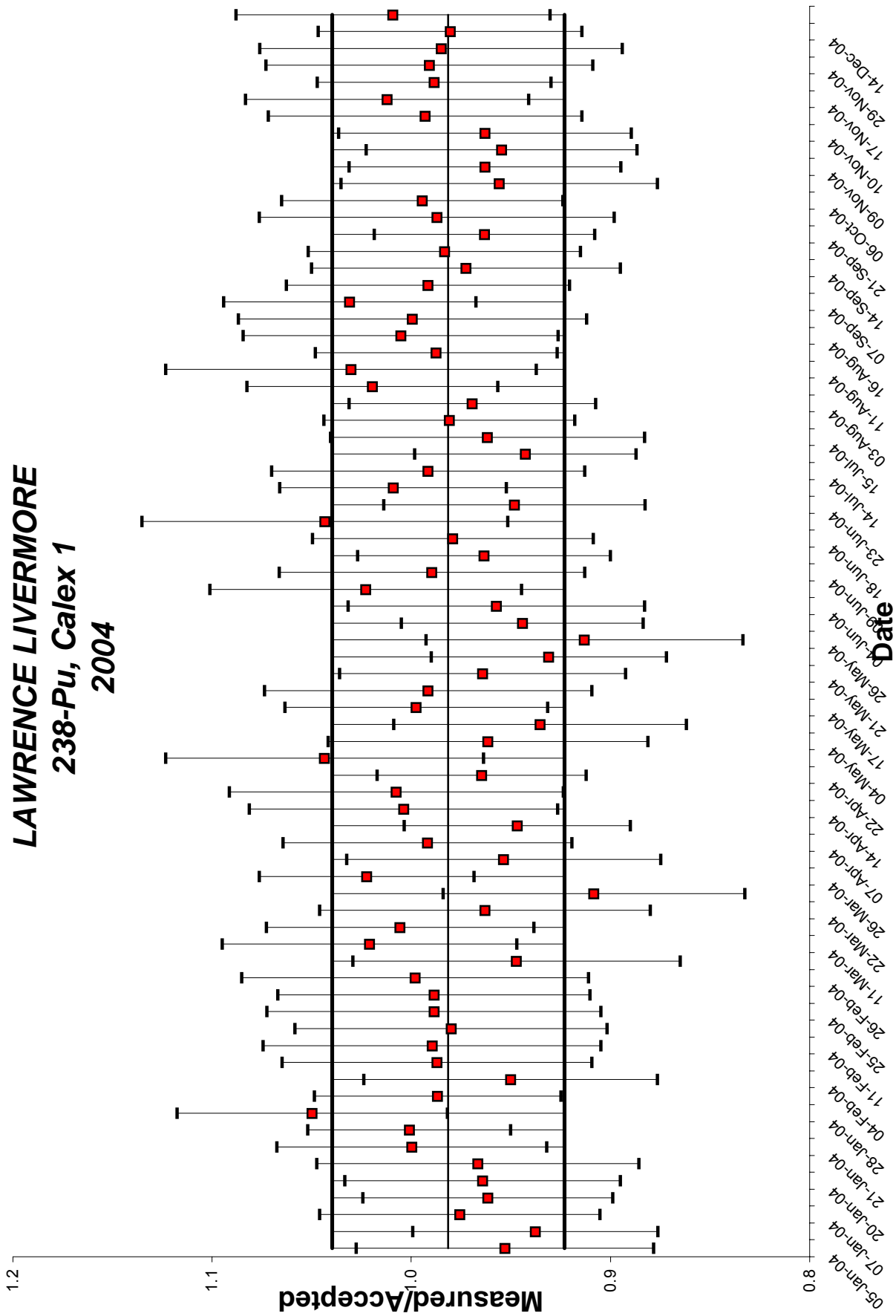


HANFORD
238-Pu, Calex 1
2004

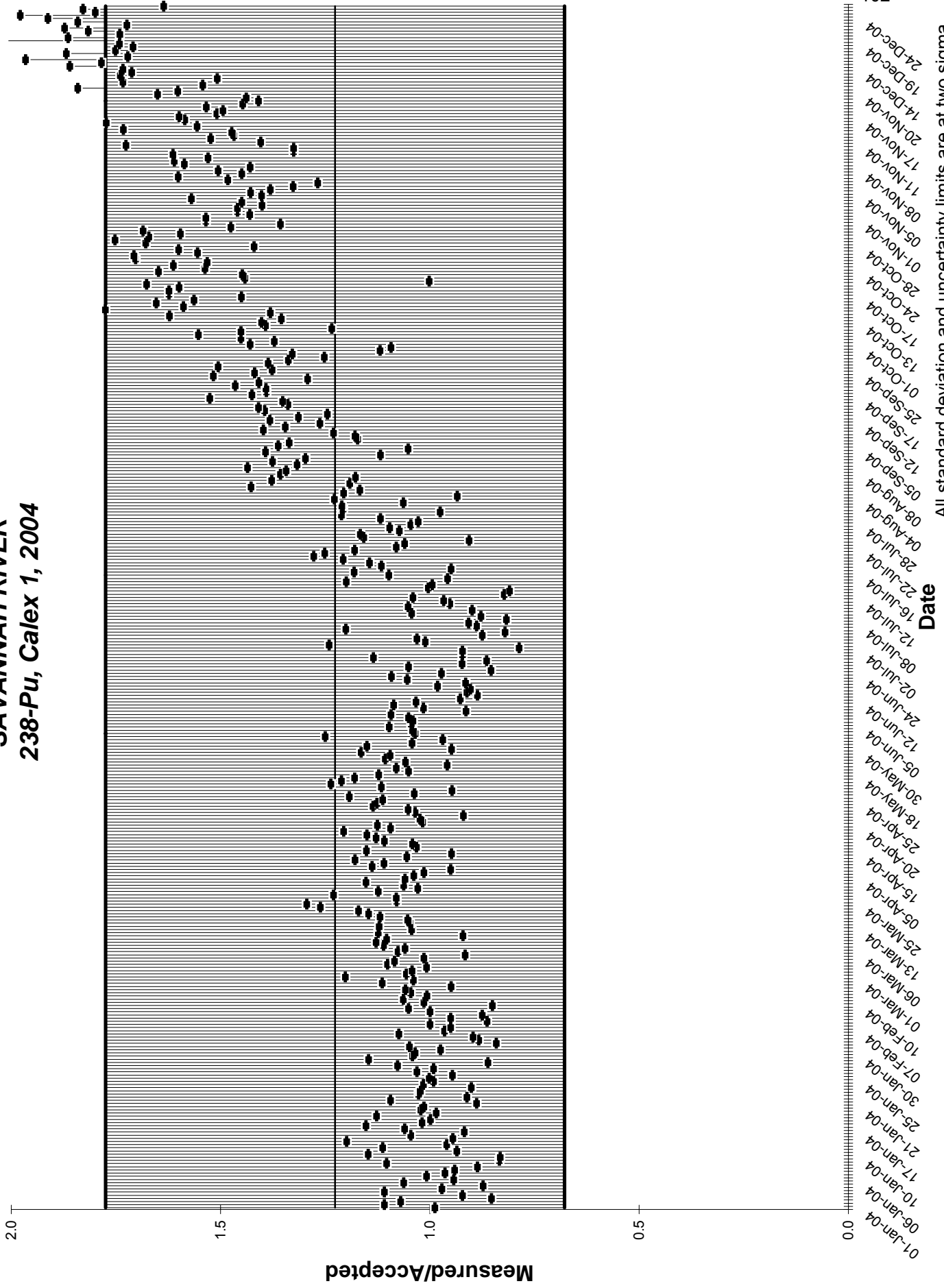


All standard deviation and uncertainty limits are at two sigma.

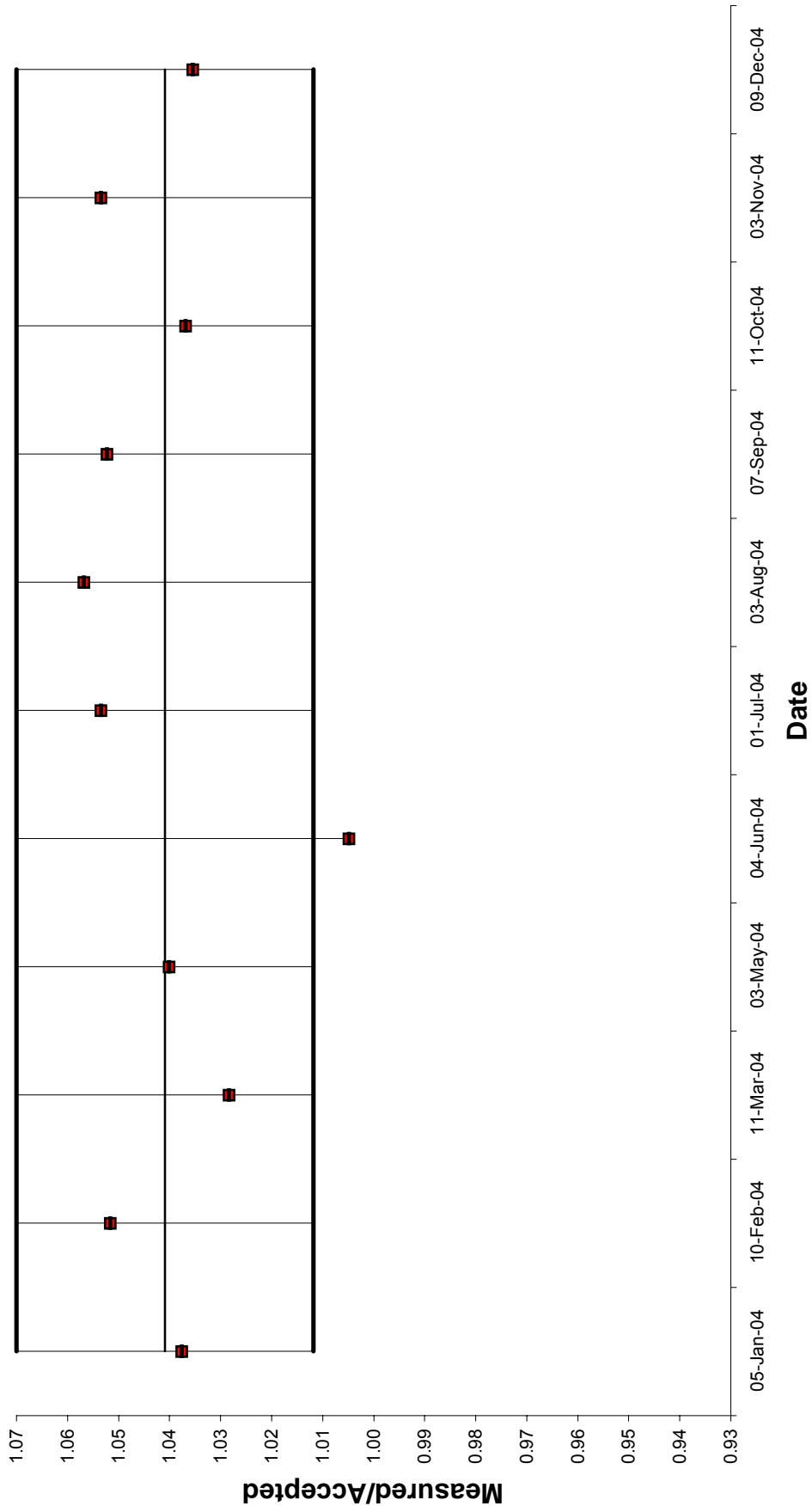
**LAWRENCE LIVERMORE
238-Pu, Calex 1
2004**



**SAVANNAH RIVER
238-Pu, Calex 1, 2004**



**LAWRENCE LIVERMORE
238-Pu, Calex 2
2004**



WEIGHT PERCENT 238-Pu DATA

Calendar Year 2004

104

Hanford: Calex 1

#	Date Measured	Instr. ID	238-Pu	Uncert. 1 STD	Accepted Weight %	Ratio M/A	Weight % Error	Percent Error
1	01/04/2004	1985	0.0077%	5.9900%	0.0084%	0.9138	-.0007%	-8.6%
2	01/05/2004	2026	0.0075%	6.9200%	0.0084%	0.8901	-.0009%	-11%
3	01/05/2004	2740	0.0085%	3.4700%	0.0084%	1.0088	0.0001%	0.88%
4	01/11/2004	2026	0.0092%	3.5100%	0.0084%	1.0920	0.0008%	9.20%
5	01/11/2004	1985	0.0077%	6.0200%	0.0084%	0.9139	-.0007%	-8.6%
6	01/11/2004	2740	0.0082%	3.4500%	0.0084%	0.9733	-.0002%	-2.7%
7	01/18/2004	2740	0.0078%	6.5900%	0.0084%	0.9259	-.0006%	-7.4%
8	01/18/2004	2026	0.0091%	3.3400%	0.0084%	1.0802	0.0007%	8.02%
9	01/18/2004	1985	0.0073%	7.1000%	0.0084%	0.8666	-.0011%	-13%
10	01/26/2004	2740	0.0084%	3.4100%	0.0084%	0.9974	0.0000%	-.26%
11	01/26/2004	1985	0.0070%	7.5900%	0.0084%	0.8312	-.0014%	-17%
12	01/26/2004	2026	0.0080%	3.6900%	0.0084%	0.9499	-.0004%	-5.0%
13	02/01/2004	1985	0.0075%	6.2400%	0.0084%	0.8906	-.0009%	-11%
14	02/02/2004	2740	0.0079%	4.4200%	0.0084%	0.9381	-.0005%	-6.2%
15	02/02/2004	2026	0.0087%	3.5200%	0.0084%	1.0331	0.0003%	3.31%
16	02/09/2004	2026	0.0083%	5.1200%	0.0084%	0.9857	-.0001%	-1.4%
17	02/09/2004	1985	0.0069%	7.2600%	0.0084%	0.8195	-.0015%	-18%
18	02/10/2004	2740	0.0083%	3.7400%	0.0084%	0.9857	-.0001%	-1.4%
19	02/17/2004	2026	0.0086%	3.5600%	0.0084%	1.0216	0.0002%	2.16%
20	02/17/2004	2740	0.0085%	3.8200%	0.0084%	1.0097	0.0001%	0.97%
21	02/18/2004	1985	0.0081%	4.2900%	0.0084%	0.9622	-.0003%	-3.8%
22	02/23/2004	2026	0.0082%	3.7800%	0.0084%	0.9742	-.0002%	-2.6%
23	02/23/2004	1985	0.0081%	5.0800%	0.0084%	0.9623	-.0003%	-3.8%
24	02/24/2004	2740	0.0083%	3.5900%	0.0084%	0.9861	-.0001%	-1.4%
25	03/01/2004	1985	0.0082%	4.9700%	0.0084%	0.9743	-.0002%	-2.6%
26	03/01/2004	2026	0.0088%	3.4200%	0.0084%	1.0456	0.0004%	4.56%
27	03/02/2004	2740	0.0081%	3.3500%	0.0084%	0.9625	-.0003%	-3.8%
28	03/08/2004	1985	0.0079%	4.9500%	0.0084%	0.9388	-.0005%	-6.1%
29	03/08/2004	2026	0.0088%	3.7300%	0.0084%	1.0458	0.0004%	4.58%
30	03/09/2004	2740	0.0081%	3.9500%	0.0084%	0.9626	-.0003%	-3.7%
31	03/15/2004	2740	0.0080%	6.5400%	0.0084%	0.9509	-.0004%	-4.9%
32	03/15/2004	1985	0.0081%	6.4100%	0.0084%	0.9628	-.0003%	-3.7%
33	03/15/2004	2026	0.0088%	3.9700%	0.0084%	1.0460	0.0004%	4.60%
34	03/22/2004	1985	0.0080%	5.4200%	0.0084%	0.9510	-.0004%	-4.9%
35	03/22/2004	2026	0.0086%	5.7800%	0.0084%	1.0223	0.0002%	2.23%
36	03/23/2004	2470	0.0077%	3.9200%	0.0084%	0.9154	-.0007%	-8.5%
37	03/29/2004	2740	0.0080%	3.2800%	0.0084%	0.9511	-.0004%	-4.9%
38	03/29/2004	1985	0.0084%	5.4500%	0.0084%	0.9987	0.0000%	-.13%
39	03/29/2004	2026	0.0080%	5.0300%	0.0084%	0.9511	-.0004%	-4.9%
40	04/05/2004	2740	0.0082%	3.8100%	0.0084%	0.9750	-.0002%	-2.5%
41	04/05/2004	1985	0.0077%	5.3900%	0.0084%	0.9156	-.0007%	-8.4%
42	04/06/2004	2026	0.0088%	3.2200%	0.0084%	1.0464	0.0004%	4.64%
43	04/12/2004	1985	0.0070%	6.5000%	0.0084%	0.8325	-.0014%	-17%
44	04/12/2004	2026	0.0082%	3.2000%	0.0084%	0.9753	-.0002%	-2.5%
45	04/12/2004	2740	0.0075%	3.7400%	0.0084%	0.8920	-.0009%	-11%
46	04/19/2004	2740	0.0083%	3.6100%	0.0084%	0.9873	-.0001%	-1.3%
47	04/19/2004	2026	0.0085%	4.6900%	0.0084%	1.0111	0.0001%	1.11%
48	04/20/2004	1985	0.0080%	5.9000%	0.0084%	0.9516	-.0004%	-4.8%
49	04/25/2004	2026	0.0088%	4.5800%	0.0084%	1.0469	0.0004%	4.69%

WEIGHT PERCENT 238-Pu DATA

Calendar Year 2004

105

Hanford: Calex 1

#	Date Measured	Instr. ID	238-Pu	Uncert. 1 STD	Accepted Weight %	Ratio M/A	Weight % Error	Percent Error
50	04/25/2004	1985	0.0076%	5.9700%	0.0084%	0.9041	-0.0008%	-9.6%
51	04/27/2004	2740	0.0081%	4.1100%	0.0084%	0.9636	-0.0003%	-3.6%
52	05/03/2004	1985	0.0074%	6.8100%	0.0084%	0.8804	-0.0010%	-12%
53	05/03/2004	2026	0.0084%	3.2800%	0.0084%	0.9994	0.0000%	-0.6%
54	05/03/2004	2740	0.0081%	3.6300%	0.0084%	0.9637	-0.0003%	-3.6%
55	05/10/2004	2026	0.0087%	3.3700%	0.0084%	1.0353	0.0003%	3.53%
56	05/10/2004	1985	0.0073%	5.5200%	0.0084%	0.8687	-0.0011%	-13%
57	05/10/2004	2740	0.0086%	3.8000%	0.0084%	1.0234	0.0002%	2.34%
58	05/10/2004	2424	0.0085%	3.9600%	0.0084%	1.0115	0.0001%	1.15%
59	05/17/2004	2026	0.0085%	3.7800%	0.0084%	1.0117	0.0001%	1.17%
60	05/17/2004	1985	0.0075%	6.0400%	0.0084%	0.8926	-0.0009%	-11%
61	05/17/2004	2740	0.0079%	4.0500%	0.0084%	0.9403	-0.0005%	-6.0%
62	05/18/2004	2424	0.0085%	4.2600%	0.0084%	1.0117	0.0001%	1.17%
63	05/24/2004	2026	0.0084%	3.6000%	0.0084%	0.9999	0.0000%	-0.1%
64	05/24/2004	2740	0.0079%	3.9000%	0.0084%	0.9404	-0.0005%	-6.0%
65	05/25/2004	2424	0.0077%	5.1700%	0.0084%	0.9166	-0.0007%	-8.3%
66	06/01/2004	2026	0.0082%	3.7300%	0.0084%	0.9763	-0.0002%	-2.4%
67	06/02/2004	2740	0.0077%	4.1900%	0.0084%	0.9168	-0.0007%	-8.3%
68	06/02/2004	2424	0.0082%	4.1900%	0.0084%	0.9763	-0.0002%	-2.4%
69	06/07/2004	2740	0.0082%	3.8700%	0.0084%	0.9764	-0.0002%	-2.4%
70	06/07/2004	2026	0.0086%	3.7200%	0.0084%	1.0241	0.0002%	2.41%
71	06/08/2004	2424	0.0072%	5.3700%	0.0084%	0.8573	-0.0012%	-14%
72	06/10/2004	2424	0.0077%	4.8100%	0.0084%	0.9169	-0.0007%	-8.3%
73	06/14/2004	2424	0.0082%	4.9500%	0.0084%	0.9765	-0.0002%	-2.4%
74	06/14/2004	2026	0.0085%	3.4600%	0.0084%	1.0123	0.0001%	1.23%
75	06/15/2004	2740	0.0083%	4.0400%	0.0084%	0.9884	-0.0001%	-1.2%
76	06/21/2004	2740	0.0080%	4.4700%	0.0084%	0.9528	-0.0004%	-4.7%
77	06/22/2004	2424	0.0070%	5.2500%	0.0084%	0.8337	-0.0014%	-17%
78	06/22/2004	2026	0.0084%	3.7500%	0.0084%	1.0005	0.0000%	0.05%
* 79	06/28/2004	2424	0.0077%	4.2600%	0.0084%	0.9172	-0.0007%	-8.3%
80	06/28/2004	2026	0.0084%	4.3800%	0.0084%	1.0006	0.0000%	0.06%
81	06/29/2004	2740	0.0082%	3.9800%	0.0084%	0.9769	-0.0002%	-2.3%
82	07/06/2004	2424	0.0076%	4.8000%	0.0084%	0.9055	-0.0008%	-9.5%
83	07/06/2004	2026	0.0085%	3.5600%	0.0084%	1.0127	0.0001%	1.27%
84	07/07/2004	2740	0.0082%	3.4700%	0.0084%	0.9770	-0.0002%	-2.3%
85	07/13/2004	2026	0.0083%	3.8600%	0.0084%	0.9890	-0.0001%	-1.1%
86	07/13/2004	2424	0.0080%	4.6000%	0.0084%	0.9533	-0.0004%	-4.7%
87	07/13/2004	2740	0.0080%	4.4900%	0.0084%	0.9533	-0.0004%	-4.7%
88	07/19/2004	2424	0.0076%	6.4200%	0.0084%	0.9057	-0.0008%	-9.4%
89	07/19/2004	2026	0.0086%	3.5200%	0.0084%	1.0249	0.0002%	2.49%
90	07/20/2004	2740	0.0074%	3.5600%	0.0084%	0.8819	-0.0010%	-12%
91	07/26/2004	2026	0.0083%	3.6400%	0.0084%	0.9893	-0.0001%	-1.1%
92	07/27/2004	2424	0.0077%	4.6200%	0.0084%	0.9179	-0.0007%	-8.2%
93	07/27/2004	2740	0.0077%	3.8700%	0.0084%	0.9179	-0.0007%	-8.2%
94	08/02/2004	2026	0.0084%	3.8900%	0.0084%	1.0014	0.0000%	0.14%
95	08/02/2004	2740	0.0074%	4.1700%	0.0084%	0.8822	-0.0010%	-12%
96	08/03/2004	2424	0.0081%	4.3100%	0.0084%	0.9657	-0.0003%	-3.4%
97	08/03/2004	2740	0.0080%	3.8900%	0.0084%	0.9537	-0.0004%	-4.6%
98	08/10/2004	2424	0.0086%	4.5600%	0.0084%	1.0254	0.0002%	2.54%

WEIGHT PERCENT 238-Pu DATA

Calendar Year 2004

106

Hanford: Calex 1

#	Date Measured	Instr. ID	238-Pu	Uncert. 1 STD	Accepted Weight %	Ratio M/A	Weight % Error	Percent Error
99	08/10/2004	2026	0.0088%	3.7900%	0.0084%	1.0492	0.0004%	4.92%
100	08/11/2004	2740	0.0082%	3.5800%	0.0084%	0.9777	-0.0002%	-2.2%
101	08/16/2004	2026	0.0087%	3.6200%	0.0084%	1.0374	0.0003%	3.74%
102	08/17/2004	2740	0.0083%	4.0900%	0.0084%	0.9897	-0.0001%	-1.0%
103	08/17/2004	2424	0.0082%	4.9900%	0.0084%	0.9778	-0.0002%	-2.2%
104	08/23/2004	2424	0.0078%	4.8500%	0.0084%	0.9302	-0.0006%	-7.0%
105	08/23/2004	2026	0.0089%	4.2500%	0.0084%	1.0614	0.0005%	6.14%
106	08/24/2004	2740	0.0082%	5.4100%	0.0084%	0.9781	-0.0002%	-2.2%
107	08/30/2004	2026	0.0080%	4.0800%	0.0084%	0.9543	-0.0004%	-4.6%
108	08/30/2004	2740	0.0076%	4.5500%	0.0084%	0.9066	-0.0008%	-9.3%
109	08/31/2004	2424	0.0085%	4.3500%	0.0084%	1.0140	0.0001%	1.40%
110	09/01/2004	2740	0.0082%	3.6900%	0.0084%	0.9782	-0.0002%	-2.2%
111	09/07/2004	2424	0.0083%	4.7300%	0.0084%	0.9902	-0.0001%	-0.98%
112	09/07/2004	2740	0.0083%	3.5300%	0.0084%	0.9902	-0.0001%	-0.98%
113	09/08/2004	2026	0.0083%	3.6200%	0.0084%	0.9902	-0.0001%	-0.98%
114	09/13/2004	2424	0.0073%	5.5400%	0.0084%	0.8710	-0.0011%	-13%
115	09/13/2004	2026	0.0085%	4.1000%	0.0084%	1.0142	0.0001%	1.42%
116	09/14/2004	2740	0.0081%	3.8400%	0.0084%	0.9665	-0.0003%	-3.4%
117	09/20/2004	2740	0.0081%	3.9900%	0.0084%	0.9666	-0.0003%	-3.3%
118	09/21/2004	2424	0.0081%	5.6600%	0.0084%	0.9667	-0.0003%	-3.3%
119	09/22/2004	2026	0.0087%	3.7800%	0.0084%	1.0383	0.0003%	3.83%
120	09/27/2004	2026	0.0083%	4.3300%	0.0084%	0.9907	-0.0001%	-0.93%
121	09/27/2004	2740	0.0080%	3.7800%	0.0084%	0.9549	-0.0004%	-4.5%
122	09/28/2004	2424	0.0074%	5.8000%	0.0084%	0.8833	-0.0010%	-12%
123	10/18/2004	2740	0.0076%	4.4300%	0.0084%	0.9075	-0.0008%	-9.3%
124	10/19/2004	2424	0.0079%	4.8100%	0.0084%	0.9434	-0.0005%	-5.7%
125	10/25/2004	2740	0.0086%	3.2600%	0.0084%	1.0271	0.0002%	2.71%
126	10/25/2004	2424	0.0079%	4.8900%	0.0084%	0.9435	-0.0005%	-5.7%
127	10/26/2004	2026	0.0080%	3.7700%	0.0084%	0.9555	-0.0004%	-4.5%
128	11/01/2004	2424	0.0082%	4.6600%	0.0084%	0.9795	-0.0002%	-2.1%
129	11/01/2004	2026	0.0082%	4.0300%	0.0084%	0.9795	-0.0002%	-2.1%
130	11/02/2004	2740	0.0084%	0.3620%	0.0084%	1.0033	0.0000%	0.33%
131	11/02/2004	2740	0.0084%	3.6200%	0.0084%	1.0033	0.0000%	0.33%
132	11/08/2004	2740	0.0077%	3.9900%	0.0084%	0.9198	-0.0007%	-8.0%
133	11/08/2004	2424	0.0076%	4.9900%	0.0084%	0.9079	-0.0008%	-9.2%
134	11/09/2004	2026	0.0087%	3.7200%	0.0084%	1.0393	0.0003%	3.93%
135	11/15/2004	2424	0.0079%	4.6400%	0.0084%	0.9438	-0.0005%	-5.6%
136	11/16/2004	2026	0.0090%	3.3500%	0.0084%	1.0754	0.0006%	7.54%
137	11/17/2004	2740	0.0082%	3.7000%	0.0084%	0.9798	-0.0002%	-2.0%
138	11/22/2004	2740	0.0082%	3.7600%	0.0084%	0.9799	-0.0002%	-2.0%
139	12/06/2004	2424	0.0079%	4.4700%	0.0084%	0.9443	-0.0005%	-5.6%
140	12/06/2004	2026	0.0083%	3.4600%	0.0084%	0.9921	-0.0001%	-0.79%
141	12/07/2004	2740	0.0084%	3.9100%	0.0084%	1.0041	0.0000%	0.41%
142	12/13/2004	2424	0.0074%	4.7300%	0.0084%	0.8847	-0.0010%	-12%
143	12/13/2004	2026	0.0081%	3.8600%	0.0084%	0.9684	-0.0003%	-3.2%
144	12/14/2004	2740	0.0087%	3.1200%	0.0084%	1.0402	0.0003%	4.02%
145	12/20/2004	2026	0.0086%	3.9000%	0.0084%	1.0283	0.0002%	2.83%
146	12/21/2004	2740	0.0074%	4.0900%	0.0084%	0.8848	-0.0010%	-12%
147	12/27/2004	2740	0.0074%	4.4300%	0.0084%	0.8850	-0.0010%	-12%

WEIGHT PERCENT 238-Pu DATA

Calendar Year 2004

107

Hanford: Calex 1

#	Date Measured	Instr. ID	238-Pu	Uncert. 1 STD	Accepted Weight %	Ratio M/A	Weight % Error	Percent Error	
148	12/27/2004	2424	0.0084%	5.1200%	0.0084%	1.0045	0.0000%	0.45%	
							Mean Error:	-0.0003%	-3.38%
							Standard Deviation:	0.0005%	5.44%

* Statistical outliers, not included in graphs and tables.

WEIGHT PERCENT 238-Pu DATA

Calendar Year 2004

108

LLNL : Calex 1

#	Date Measured	Instr. ID	238-Pu	Uncert. 1 STD	Accepted Weight %	Ratio M/A	Weight % Error	Percent Error
1	01/05/2004	1	0.0080%	4.1100%	0.0084%	0.9530	-0.0004%	-4.7%
2	01/05/2004	3A	0.0079%	3.5000%	0.0084%	0.9376	-0.0005%	-6.2%
3	01/07/2004	2	0.0082%	3.7000%	0.0084%	0.9756	-0.0002%	-2.4%
4	01/12/2004	1	0.0081%	3.3900%	0.0084%	0.9614	-0.0003%	-3.9%
5	01/20/2004	1	0.0081%	3.7200%	0.0084%	0.9640	-0.0003%	-3.6%
6	01/20/2004	3A	0.0081%	4.3300%	0.0084%	0.9664	-0.0003%	-3.4%
7	01/21/2004	1	0.0084%	3.3900%	0.0084%	0.9996	0.0000%	-0.04%
8	01/27/2004	3A	0.0084%	2.5400%	0.0084%	1.0009	0.0000%	0.09%
9	01/28/2004	2	0.0088%	3.0800%	0.0084%	1.0496	0.0004%	4.96%
10	01/30/2004	1	0.0083%	3.1800%	0.0084%	0.9867	-0.0001%	-1.3%
11	02/04/2004	1	0.0080%	4.0800%	0.0084%	0.9500	-0.0004%	-5.0%
12	02/10/2004	3A	0.0083%	3.9900%	0.0084%	0.9869	-0.0001%	-1.3%
13	02/11/2004	3A	0.0083%	4.3300%	0.0084%	0.9894	-0.0001%	-1.1%
14	02/13/2004	3A	0.0083%	4.0800%	0.0084%	0.9799	-0.0002%	-2.0%
15	02/25/2004	2	0.0083%	4.2900%	0.0084%	0.9885	-0.0001%	-1.2%
16	02/26/2004	2	0.0083%	4.0100%	0.0084%	0.9885	-0.0001%	-1.2%
17	02/26/2004	2	0.0084%	4.3700%	0.0084%	0.9980	0.0000%	-0.20%
18	03/08/2004	3A	0.0080%	4.5800%	0.0084%	0.9471	-0.0004%	-5.3%
19	03/11/2004	3A	0.0086%	3.5500%	0.0084%	1.0209	0.0002%	2.09%
20	03/16/2004	1	0.0085%	3.3200%	0.0084%	1.0056	0.0000%	0.56%
21	03/22/2004	2	0.0081%	4.4700%	0.0084%	0.9629	-0.0003%	-3.7%
22	03/25/2004	2	0.0076%	4.5900%	0.0084%	0.9082	-0.0008%	-9.2%
23	03/26/2004	1	0.0086%	2.5800%	0.0084%	1.0223	0.0002%	2.23%
24	03/31/2004	2	0.0080%	4.3400%	0.0084%	0.9535	-0.0004%	-4.7%
25	04/07/2004	2	0.0083%	3.6900%	0.0084%	0.9918	-0.0001%	-0.82%
26	04/13/2004	1	0.0080%	3.1700%	0.0084%	0.9467	-0.0004%	-5.3%
27	04/14/2004	2	0.0084%	3.8400%	0.0084%	1.0038	0.0000%	0.38%
28	04/20/2004	2	0.0085%	4.1300%	0.0084%	1.0075	0.0001%	0.75%
29	04/22/2004	1	0.0081%	2.8200%	0.0084%	0.9647	-0.0003%	-3.5%
30	05/03/2004	3A	0.0088%	3.6600%	0.0084%	1.0434	0.0004%	4.34%
31	05/04/2004	3A	0.0081%	4.3400%	0.0084%	0.9614	-0.0003%	-3.9%
32	05/04/2004	3A	0.0079%	4.2000%	0.0084%	0.9353	-0.0005%	-6.5%
33	05/17/2004	2	0.0084%	3.3200%	0.0084%	0.9974	0.0000%	-0.26%
34	05/20/2004	3A	0.0083%	4.1800%	0.0084%	0.9914	-0.0001%	-0.86%
35	05/21/2004	2	0.0081%	3.8600%	0.0084%	0.9642	-0.0003%	-3.6%
36	05/24/2004	1	0.0078%	3.4100%	0.0084%	0.9308	-0.0006%	-6.9%
37	05/26/2004	3A	0.0077%	4.7700%	0.0084%	0.9130	-0.0007%	-8.7%
38	06/02/2004	1	0.0079%	3.4000%	0.0084%	0.9442	-0.0005%	-5.6%
39	06/04/2004	3A	0.0080%	4.0600%	0.0084%	0.9573	-0.0004%	-4.3%
40	06/08/2004	3A	0.0086%	3.7400%	0.0084%	1.0229	0.0002%	2.29%
41	06/09/2004	2	0.0083%	3.9200%	0.0084%	0.9895	-0.0001%	-1.1%
42	06/14/2004	1	0.0081%	3.4200%	0.0084%	0.9634	-0.0003%	-3.7%
43	06/15/2004	3a	0.0086%	4.4100%	0.0084%	1.0182	0.0002%	1.82%
44	06/18/2004	1	0.0082%	3.6800%	0.0084%	0.9790	-0.0002%	-2.1%
45	06/22/2004	2	0.0088%	4.2200%	0.0084%	1.0434	0.0004%	4.34%
46	06/23/2004	1	0.0080%	3.6500%	0.0084%	0.9481	-0.0004%	-5.2%
47	06/29/2004	3a	0.0081%	4.2100%	0.0084%	0.9638	-0.0003%	-3.6%
48	07/02/2004	1	0.0085%	2.7900%	0.0084%	1.0091	0.0001%	0.91%
49	07/14/2004	2	0.0083%	4.0000%	0.0084%	0.9914	-0.0001%	-0.86%

WEIGHT PERCENT 238-Pu DATA

Calendar Year 2004

109

LLNL : Calex 1

#	Date Measured	Instr. ID	238-Pu	Uncert. 1 STD	Accepted Weight %	Ratio M/A	Weight % Error	Percent Error	
50	07/15/2004	1	0.0079%	3.1300%	0.0084%	0.9426	-.0005%	-5.7%	
51	07/15/2004	3a	0.0081%	4.2600%	0.0084%	0.9616	-.0003%	-3.8%	
52	07/19/2004	1	0.0082%	3.2700%	0.0084%	0.9808	-.0002%	-1.9%	
53	08/03/2004	1	0.0081%	3.3000%	0.0084%	0.9692	-.0003%	-3.1%	
54	08/09/2004	1	0.0086%	3.0300%	0.0084%	1.0194	0.0002%	1.94%	
55	08/11/2004	3a	0.0086%	4.3800%	0.0084%	1.0302	0.0003%	3.02%	
56	08/16/2004	1	0.0083%	3.1100%	0.0084%	0.9874	-.0001%	-1.3%	
57	08/16/2004	2	0.0084%	3.9100%	0.0084%	1.0052	0.0000%	0.52%	
58	08/17/2004	3a	0.0084%	4.3800%	0.0084%	0.9993	0.0000%	-.07%	
59	09/07/2004	1	0.0086%	2.9800%	0.0084%	1.0308	0.0003%	3.08%	
60	09/10/2004	2	0.0083%	3.6100%	0.0084%	0.9915	-.0001%	-.85%	
61	09/14/2004	3a	0.0082%	4.1000%	0.0084%	0.9724	-.0002%	-2.8%	
62	09/15/2004	1	0.0082%	3.5300%	0.0084%	0.9833	-.0001%	-1.7%	
63	09/21/2004	1	0.0081%	2.9800%	0.0084%	0.9631	-.0003%	-3.7%	
64	09/29/2004	3a	0.0083%	4.5700%	0.0084%	0.9871	-.0001%	-1.3%	
65	10/06/2004	1	0.0083%	3.5700%	0.0084%	0.9944	0.0000%	-.56%	
66	11/05/2004	2	0.0080%	4.3500%	0.0084%	0.9557	-.0004%	-4.4%	
67	11/09/2004	3a	0.0081%	3.6800%	0.0084%	0.9628	-.0003%	-3.7%	
68	11/10/2004	1	0.0080%	3.7300%	0.0084%	0.9546	-.0004%	-4.5%	
69	11/10/2004	3a	0.0081%	3.9600%	0.0084%	0.9630	-.0003%	-3.7%	
70	11/16/2004	2	0.0083%	3.9900%	0.0084%	0.9930	-.0001%	-.70%	
71	11/17/2004	3a	0.0085%	3.4700%	0.0084%	1.0121	0.0001%	1.21%	
72	11/29/2004	1	0.0083%	3.0000%	0.0084%	0.9884	-.0001%	-1.2%	
73	11/29/2004	3a	0.0083%	4.1800%	0.0084%	0.9908	-.0001%	-.92%	
74	12/07/2004	2	0.0082%	4.6900%	0.0084%	0.9849	-.0001%	-1.5%	
75	12/14/2004	1	0.0082%	3.4400%	0.0084%	0.9804	-.0002%	-2.0%	
76	12/15/2004	3a	0.0084%	3.8700%	0.0084%	1.0091	0.0001%	0.91%	
							Mean Error:	-0.0002%	-1.85%
							Standard Deviation:	0.0002%	2.94%

* Statistical outliers, not included in graphs and tables.

WEIGHT PERCENT 238-Pu DATA

Calendar Year 2004

110

LLNL : Calex 2

#	Date Measured	Instr. ID	238-Pu	Uncert. 1 STD	Accepted Weight %	Ratio M/A	Weight % Error	Percent Error	
1	01/05/2004	3A	0.0780%	0.0000%	0.0752%	1.0375	0.0028%	3.75%	
2	02/10/2004	1	0.0790%	0.0000%	0.0751%	1.0516	0.0039%	5.16%	
3	03/11/2004	3A	0.0772%	0.0000%	0.0751%	1.0283	0.0021%	2.83%	
4	05/03/2004	2	0.0780%	0.0000%	0.0750%	1.0401	0.0030%	4.01%	
5	06/04/2004	2	0.0753%	0.0000%	0.0749%	1.0048	0.0004%	0.48%	
6	07/01/2004	2	0.0789%	0.0000%	0.0749%	1.0534	0.0040%	5.34%	
7	08/03/2004	2	0.0791%	0.0000%	0.0749%	1.0568	0.0042%	5.68%	
8	09/07/2004	2	0.0787%	0.0000%	0.0748%	1.0522	0.0039%	5.22%	
9	10/11/2004	3A	0.0775%	0.0000%	0.0747%	1.0369	0.0028%	3.69%	
10	11/03/2004	2	0.0787%	0.0000%	0.0747%	1.0534	0.0040%	5.34%	
11	12/09/2004	2	0.0773%	0.0000%	0.0747%	1.0354	0.0026%	3.54%	
							Mean Error:	0.0031%	4.09%
							Standard Deviation:	0.0011%	1.53%

* Statistical outliers, not included in graphs and tables.

WEIGHT PERCENT 238-Pu DATA

Calendar Year 2004

111

SRS : Calex 1

#	Date Measured	Instr. ID	238-Pu	Uncert. 1 STD	Accepted Weight %	Ratio M/A	Weight % Error	Percent Error
1	01/01/2004		0.0083%	0.0000%	0.0084%	0.9873	-0.0001%	-1.3%
2	01/01/2004		0.0093%	0.0000%	0.0084%	1.1083	0.0009%	10.8%
3	01/02/2004		0.0090%	0.0000%	0.0084%	1.0692	0.0006%	6.92%
4	01/03/2004		0.0072%	0.0000%	0.0084%	0.8521	-0.0012%	-15%
5	01/03/2004		0.0078%	0.0000%	0.0084%	0.9210	-0.0007%	-7.9%
6	01/04/2004		0.0093%	0.0000%	0.0084%	1.1085	0.0009%	10.9%
7	01/05/2004		0.0082%	0.0000%	0.0084%	0.9708	-0.0002%	-2.9%
8	01/06/2004		0.0074%	0.0000%	0.0084%	0.8723	-0.0011%	-13%
9	01/06/2004		0.0090%	0.0000%	0.0084%	1.0622	0.0005%	6.22%
10	01/06/2004		0.0079%	0.0000%	0.0084%	0.9423	-0.0005%	-5.8%
11	01/07/2004		0.0085%	0.0000%	0.0084%	1.0076	0.0001%	0.76%
12	01/08/2004		0.0081%	0.0000%	0.0084%	0.9637	-0.0003%	-3.6%
13	01/08/2004		0.0079%	0.0000%	0.0084%	0.9399	-0.0005%	-6.0%
14	01/09/2004		0.0075%	0.0000%	0.0084%	0.8855	-0.0010%	-11%
15	01/09/2004		0.0093%	0.0000%	0.0084%	1.1027	0.0009%	10.3%
16	01/10/2004		0.0070%	0.0000%	0.0084%	0.8332	-0.0014%	-17%
17	01/10/2004		0.0070%	0.0000%	0.0084%	0.8309	-0.0014%	-17%
18	01/11/2004		0.0097%	0.0000%	0.0084%	1.1466	0.0012%	14.7%
19	01/11/2004		0.0079%	0.0000%	0.0084%	0.9353	-0.0005%	-6.5%
20	01/12/2004		0.0094%	0.0000%	0.0084%	1.1122	0.0009%	11.2%
21	01/13/2004		0.0081%	0.0000%	0.0084%	0.9591	-0.0003%	-4.1%
22	01/15/2004		0.0101%	0.0000%	0.0084%	1.1978	0.0017%	19.8%
23	01/16/2004		0.0080%	0.0000%	0.0084%	0.9449	-0.0005%	-5.5%
24	01/17/2004		0.0088%	0.0000%	0.0084%	1.0446	0.0004%	4.46%
25	01/17/2004		0.0077%	0.0000%	0.0084%	0.9176	-0.0007%	-8.2%
26	01/18/2004		0.0089%	0.0000%	0.0084%	1.0601	0.0005%	6.01%
27	01/18/2004		0.0097%	0.0000%	0.0084%	1.1515	0.0013%	15.2%
28	01/19/2004		0.0086%	0.0000%	0.0084%	1.0173	0.0001%	1.73%
29	01/19/2004		0.0084%	0.0000%	0.0084%	0.9983	0.0000%	-.17%
30	01/19/2004		0.0095%	0.0000%	0.0084%	1.1265	0.0011%	12.7%
31	01/19/2004		0.0083%	0.0000%	0.0084%	0.9841	-0.0001%	-1.6%
32	01/20/2004		0.0086%	0.0000%	0.0084%	1.0210	0.0002%	2.10%
33	01/21/2004		0.0085%	0.0000%	0.0084%	1.0139	0.0001%	1.39%
34	01/21/2004		0.0075%	0.0000%	0.0084%	0.8880	-0.0009%	-11%
35	01/22/2004		0.0092%	0.0000%	0.0084%	1.0934	0.0008%	9.34%
36	01/22/2004		0.0077%	0.0000%	0.0084%	0.9106	-0.0008%	-8.9%
37	01/23/2004		0.0086%	0.0000%	0.0084%	1.0258	0.0002%	2.58%
38	01/23/2004		0.0086%	0.0000%	0.0084%	1.0222	0.0002%	2.22%
39	01/24/2004		0.0076%	0.0000%	0.0084%	0.8999	-0.0008%	-10%
40	01/25/2004		0.0086%	0.0000%	0.0084%	1.0151	0.0001%	1.51%
41	01/25/2004		0.0083%	0.0000%	0.0084%	0.9901	-0.0001%	-.99%
42	01/25/2004		0.0084%	0.0000%	0.0084%	1.0008	0.0000%	0.08%
43	01/26/2004		0.0080%	0.0000%	0.0084%	0.9451	-0.0005%	-5.5%
44	01/27/2004		0.0087%	0.0000%	0.0084%	1.0306	0.0003%	3.06%
45	01/27/2004		0.0083%	0.0000%	0.0084%	0.9903	-0.0001%	-.97%
46	01/27/2004		0.0091%	0.0000%	0.0084%	1.0769	0.0006%	7.69%
47	01/28/2004		0.0073%	0.0000%	0.0084%	0.8608	-0.0012%	-14%
48	01/29/2004		0.0097%	0.0000%	0.0084%	1.1458	0.0012%	14.6%
49	01/30/2004		0.0088%	0.0000%	0.0084%	1.0413	0.0003%	4.13%

WEIGHT PERCENT 238-Pu DATA

Calendar Year 2004

112

SRS : Calex 1

#	Date Measured	Instr. ID	238-Pu	Uncert. 1 STD	Accepted Weight %	Ratio M/A	Weight % Error	Percent Error
50	01/30/2004		0.0087%	0.0000%	0.0084%	1.0342	0.0003%	3.42%
51	02/02/2004		0.0082%	0.0000%	0.0084%	0.9738	-0.0002%	-2.6%
52	02/03/2004		0.0088%	0.0000%	0.0084%	1.0486	0.0004%	4.86%
53	02/06/2004		0.0071%	0.0000%	0.0084%	0.8409	-0.0013%	-16%
54	02/06/2004		0.0074%	0.0000%	0.0084%	0.8824	-0.0010%	-12%
55	02/07/2004		0.0076%	0.0000%	0.0084%	0.8967	-0.0009%	-10%
56	02/07/2004		0.0090%	0.0000%	0.0084%	1.0736	0.0006%	7.36%
57	02/07/2004		0.0081%	0.0000%	0.0084%	0.9644	-0.0003%	-3.6%
58	02/08/2004		0.0080%	0.0000%	0.0084%	0.9501	-0.0004%	-5.0%
59	02/08/2004		0.0084%	0.0000%	0.0084%	0.9988	0.0000%	-1.2%
60	02/08/2004		0.0073%	0.0000%	0.0084%	0.8622	-0.0012%	-14%
61	02/08/2004		0.0080%	0.0000%	0.0084%	0.9501	-0.0004%	-5.0%
62	02/09/2004		0.0074%	0.0000%	0.0084%	0.8741	-0.0011%	-13%
63	02/09/2004		0.0084%	0.0000%	0.0084%	0.9988	0.0000%	-1.2%
64	02/10/2004		0.0088%	0.0000%	0.0084%	1.0499	0.0004%	4.99%
65	02/10/2004		0.0072%	0.0000%	0.0084%	0.8504	-0.0013%	-15%
66	02/11/2004		0.0085%	0.0000%	0.0084%	1.0132	0.0001%	1.32%
67	02/16/2004		0.0090%	0.0000%	0.0084%	1.0631	0.0005%	6.31%
68	02/16/2004		0.0085%	0.0000%	0.0084%	1.0061	0.0001%	0.61%
69	02/18/2004		0.0088%	0.0000%	0.0084%	1.0454	0.0004%	4.54%
70	02/19/2004		0.0089%	0.0000%	0.0084%	1.0573	0.0005%	5.73%
71	02/29/2004		0.0080%	0.0000%	0.0084%	0.9482	-0.0004%	-5.2%
72	03/01/2004		0.0094%	0.0000%	0.0084%	1.1134	0.0010%	11.3%
73	03/01/2004		0.0087%	0.0000%	0.0084%	1.0385	0.0003%	3.85%
74	03/02/2004		0.0101%	0.0000%	0.0084%	1.2013	0.0017%	20.1%
75	03/03/2004		0.0089%	0.0000%	0.0084%	1.0551	0.0005%	5.51%
76	03/03/2004		0.0088%	0.0000%	0.0084%	1.0421	0.0004%	4.21%
77	03/03/2004		0.0085%	0.0000%	0.0084%	1.0076	0.0001%	0.76%
78	03/04/2004		0.0093%	0.0000%	0.0084%	1.1004	0.0008%	10.0%
79	03/05/2004		0.0091%	0.0000%	0.0084%	1.0838	0.0007%	8.38%
80	03/06/2004		0.0085%	0.0000%	0.0084%	1.0137	0.0001%	1.37%
81	03/06/2004		0.0077%	0.0000%	0.0084%	0.9150	-0.0007%	-8.5%
82	03/06/2004		0.0091%	0.0000%	0.0084%	1.0755	0.0006%	7.55%
83	03/07/2004		0.0089%	0.0000%	0.0084%	1.0588	0.0005%	5.88%
84	03/07/2004		0.0093%	0.0000%	0.0084%	1.1099	0.0009%	11.0%
85	03/08/2004		0.0095%	0.0000%	0.0084%	1.1277	0.0011%	12.8%
86	03/09/2004		0.0093%	0.0000%	0.0084%	1.1028	0.0009%	10.3%
87	03/10/2004		0.0077%	0.0000%	0.0084%	0.9199	-0.0007%	-8.0%
88	03/11/2004		0.0095%	0.0000%	0.0084%	1.1231	0.0010%	12.3%
89	03/13/2004		0.0088%	0.0000%	0.0084%	1.0435	0.0004%	4.35%
90	03/13/2004		0.0094%	0.0000%	0.0084%	1.1208	0.0010%	12.1%
91	03/19/2004		0.0088%	0.0000%	0.0084%	1.0472	0.0004%	4.72%
92	03/20/2004		0.0089%	0.0000%	0.0084%	1.0519	0.0004%	5.19%
93	03/21/2004		0.0094%	0.0000%	0.0084%	1.1186	0.0010%	11.9%
94	03/21/2004		0.0096%	0.0000%	0.0084%	1.1460	0.0012%	14.6%
95	03/23/2004		0.0098%	0.0000%	0.0084%	1.1698	0.0014%	17.0%
96	03/24/2004		0.0106%	0.0000%	0.0084%	1.2613	0.0022%	26.1%
97	03/25/2004		0.0109%	0.0000%	0.0084%	1.2934	0.0025%	29.3%
98	03/26/2004		0.0091%	0.0000%	0.0084%	1.0782	0.0007%	7.82%

WEIGHT PERCENT 238-Pu DATA

Calendar Year 2004

113

SRS : Calex 1

#	Date Measured	Instr. ID	238-Pu	Uncert. 1 STD	Accepted Weight %	Ratio M/A	Weight % Error	Percent Error
99	03/26/2004		0.0091%	0.0000%	0.0084%	1.0794	0.0007%	7.94%
100	03/27/2004		0.0103%	0.0000%	0.0084%	1.2293	0.0019%	22.9%
101	03/27/2004		0.0094%	0.0000%	0.0084%	1.1223	0.0010%	12.2%
102	03/27/2004		0.0087%	0.0000%	0.0084%	1.0284	0.0002%	2.84%
103	03/28/2004		0.0089%	0.0000%	0.0084%	1.0617	0.0005%	6.17%
104	04/03/2004		0.0097%	0.0000%	0.0084%	1.1522	0.0013%	15.2%
105	04/05/2004		0.0089%	0.0000%	0.0084%	1.0583	0.0005%	5.83%
106	04/05/2004		0.0087%	0.0000%	0.0084%	1.0380	0.0003%	3.80%
107	04/07/2004		0.0085%	0.0000%	0.0084%	1.0132	0.0001%	1.32%
108	04/08/2004		0.0080%	0.0000%	0.0084%	0.9502	-0.0004%	-5.0%
109	04/09/2004		0.0096%	0.0000%	0.0084%	1.1369	0.0012%	13.7%
110	04/09/2004		0.0093%	0.0000%	0.0084%	1.1095	0.0009%	11.0%
111	04/10/2004		0.0099%	0.0000%	0.0084%	1.1785	0.0015%	17.9%
112	04/10/2004		0.0089%	0.0000%	0.0084%	1.0548	0.0005%	5.48%
113	04/15/2004		0.0080%	0.0000%	0.0084%	0.9479	-0.0004%	-5.2%
114	04/16/2004		0.0097%	0.0000%	0.0084%	1.1513	0.0013%	15.1%
115	04/16/2004		0.0087%	0.0000%	0.0084%	1.0312	0.0003%	3.12%
116	04/16/2004		0.0088%	0.0000%	0.0084%	1.0407	0.0003%	4.07%
117	04/17/2004		0.0093%	0.0000%	0.0084%	1.1085	0.0009%	10.9%
118	04/17/2004		0.0095%	0.0000%	0.0084%	1.1275	0.0011%	12.8%
119	04/18/2004		0.0097%	0.0000%	0.0084%	1.1502	0.0013%	15.0%
120	04/18/2004		0.0101%	0.0000%	0.0084%	1.2049	0.0017%	20.5%
121	04/20/2004		0.0092%	0.0000%	0.0084%	1.0931	0.0008%	9.31%
122	04/21/2004		0.0095%	0.0000%	0.0084%	1.1253	0.0011%	12.5%
123	04/21/2004		0.0086%	0.0000%	0.0084%	1.0170	0.0001%	1.70%
124	04/22/2004		0.0086%	0.0000%	0.0084%	1.0230	0.0002%	2.30%
125	04/22/2004		0.0077%	0.0000%	0.0084%	0.9195	-0.0007%	-8.1%
126	04/23/2004		0.0087%	0.0000%	0.0084%	1.0350	0.0003%	3.50%
127	04/23/2004		0.0088%	0.0000%	0.0084%	1.0516	0.0004%	5.16%
128	04/23/2004		0.0095%	0.0000%	0.0084%	1.1349	0.0011%	13.5%
129	04/25/2004		0.0095%	0.0000%	0.0084%	1.1254	0.0011%	12.5%
130	04/27/2004		0.0094%	0.0000%	0.0084%	1.1123	0.0009%	11.2%
131	04/28/2004		0.0100%	0.0000%	0.0084%	1.1920	0.0016%	19.2%
132	04/28/2004		0.0087%	0.0000%	0.0084%	1.0362	0.0003%	3.62%
133	04/29/2004		0.0080%	0.0000%	0.0084%	0.9471	-0.0004%	-5.3%
134	04/29/2004		0.0094%	0.0000%	0.0084%	1.1148	0.0010%	11.5%
135	05/17/2004		0.0104%	0.0000%	0.0084%	1.2354	0.0020%	23.5%
136	05/18/2004		0.0102%	0.0000%	0.0084%	1.2104	0.0018%	21.0%
137	05/18/2004		0.0099%	0.0000%	0.0084%	1.1795	0.0015%	18.0%
138	05/19/2004		0.0094%	0.0000%	0.0084%	1.1212	0.0010%	12.1%
139	05/25/2004		0.0088%	0.0000%	0.0084%	1.0499	0.0004%	4.99%
140	05/27/2004		0.0091%	0.0000%	0.0084%	1.0798	0.0007%	7.98%
141	05/28/2004		0.0081%	0.0000%	0.0084%	0.9583	-0.0004%	-4.2%
142	05/29/2004		0.0089%	0.0000%	0.0084%	1.0571	0.0005%	5.71%
143	05/29/2004		0.0093%	0.0000%	0.0084%	1.1060	0.0009%	10.6%
144	05/30/2004		0.0092%	0.0000%	0.0084%	1.0940	0.0008%	9.40%
145	05/30/2004		0.0098%	0.0000%	0.0084%	1.1631	0.0014%	16.3%
146	05/30/2004		0.0080%	0.0000%	0.0084%	0.9476	-0.0004%	-5.2%
147	05/31/2004		0.0097%	0.0000%	0.0084%	1.1500	0.0013%	15.0%

WEIGHT PERCENT 238-Pu DATA

Calendar Year 2004

114

SRS : Calex 1

#	Date Measured	Instr. ID	238-Pu	Uncert. 1 STD	Accepted Weight %	Ratio M/A	Weight % Error	Percent Error
148	05/31/2004		0.0088%	0.0000%	0.0084%	1.0417	0.0004%	4.17%
149	05/31/2004		0.0081%	0.0000%	0.0084%	0.9690	-0.0003%	-3.1%
150	05/31/2004		0.0105%	0.0000%	0.0084%	1.2500	0.0021%	25.0%
151	06/03/2004		0.0087%	0.0000%	0.0084%	1.0346	0.0003%	3.46%
152	06/04/2004		0.0087%	0.0000%	0.0084%	1.0406	0.0003%	4.06%
153	06/05/2004		0.0092%	0.0000%	0.0084%	1.0966	0.0008%	9.66%
154	06/05/2004		0.0088%	0.0000%	0.0084%	1.0442	0.0004%	4.42%
155	06/05/2004		0.0087%	0.0000%	0.0084%	1.0394	0.0003%	3.94%
156	06/06/2004		0.0088%	0.0000%	0.0084%	1.0501	0.0004%	5.01%
157	06/06/2004		0.0092%	0.0000%	0.0084%	1.0918	0.0008%	9.18%
158	06/07/2004		0.0077%	0.0000%	0.0084%	0.9133	-0.0007%	-8.7%
159	06/08/2004		0.0085%	0.0000%	0.0084%	1.0145	0.0001%	1.45%
160	06/12/2004		0.0091%	0.0000%	0.0084%	1.0861	0.0007%	8.61%
161	06/12/2004		0.0087%	0.0000%	0.0084%	1.0325	0.0003%	3.25%
162	06/13/2004		0.0078%	0.0000%	0.0084%	0.9265	-0.0006%	-7.4%
163	06/16/2004		0.0074%	0.0000%	0.0084%	0.8860	-0.0010%	-11%
164	06/17/2004		0.0077%	0.0000%	0.0084%	0.9110	-0.0007%	-8.9%
165	06/22/2004		0.0076%	0.0000%	0.0084%	0.9028	-0.0008%	-9.7%
166	06/22/2004		0.0082%	0.0000%	0.0084%	0.9814	-0.0002%	-1.9%
167	06/23/2004		0.0077%	0.0000%	0.0084%	0.9135	-0.0007%	-8.7%
168	06/24/2004		0.0088%	0.0000%	0.0084%	1.0530	0.0004%	5.30%
169	06/24/2004		0.0092%	0.0000%	0.0084%	1.0911	0.0008%	9.11%
170	06/25/2004		0.0082%	0.0000%	0.0084%	0.9720	-0.0002%	-2.8%
171	06/25/2004		0.0072%	0.0000%	0.0084%	0.8529	-0.0012%	-15%
172	06/26/2004		0.0088%	0.0000%	0.0084%	1.0506	0.0004%	5.06%
173	06/26/2004		0.0077%	0.0000%	0.0084%	0.9220	-0.0007%	-7.8%
174	06/27/2004		0.0073%	0.0000%	0.0084%	0.8636	-0.0011%	-14%
175	06/28/2004		0.0095%	0.0000%	0.0084%	1.1340	0.0011%	13.4%
176	07/01/2004		0.0077%	0.0000%	0.0084%	0.9209	-0.0007%	-7.9%
177	07/02/2004		0.0077%	0.0000%	0.0084%	0.9209	-0.0007%	-7.9%
178	07/02/2004		0.0066%	0.0000%	0.0084%	0.7863	-0.0018%	-21%
179	07/03/2004		0.0104%	0.0000%	0.0084%	1.2402	0.0020%	24.0%
180	07/04/2004		0.0085%	0.0000%	0.0084%	1.0102	0.0001%	1.02%
181	07/05/2004		0.0087%	0.0000%	0.0084%	1.0306	0.0003%	3.06%
182	07/06/2004		0.0073%	0.0000%	0.0084%	0.8745	-0.0011%	-13%
183	07/07/2004		0.0069%	0.0000%	0.0084%	0.8197	-0.0015%	-18%
184	07/08/2004		0.0101%	0.0000%	0.0084%	1.1998	0.0017%	20.0%
185	07/08/2004		0.0075%	0.0000%	0.0084%	0.8876	-0.0009%	-11%
186	07/09/2004		0.0076%	0.0000%	0.0084%	0.9067	-0.0008%	-9.3%
187	07/09/2004		0.0069%	0.0000%	0.0084%	0.8162	-0.0015%	-18%
188	07/09/2004		0.0074%	0.0000%	0.0084%	0.8769	-0.0010%	-12%
189	07/10/2004		0.0088%	0.0000%	0.0084%	1.0427	0.0004%	4.27%
190	07/11/2004		0.0075%	0.0000%	0.0084%	0.8985	-0.0009%	-10%
191	07/11/2004		0.0088%	0.0000%	0.0084%	1.0510	0.0004%	5.10%
192	07/12/2004		0.0080%	0.0000%	0.0084%	0.9521	-0.0004%	-4.8%
193	07/12/2004		0.0081%	0.0000%	0.0084%	0.9664	-0.0003%	-3.4%
194	07/12/2004		0.0087%	0.0000%	0.0084%	1.0403	0.0003%	4.03%
195	07/13/2004		0.0069%	0.0000%	0.0084%	0.8222	-0.0015%	-18%
196	07/13/2004		0.0068%	0.0000%	0.0084%	0.8091	-0.0016%	-19%

WEIGHT PERCENT 238-Pu DATA

Calendar Year 2004

115

SRS : Calex 1

#	Date Measured	Instr. ID	238-Pu	Uncert. 1 STD	Accepted Weight %	Ratio M/A	Weight % Error	Percent Error
197	07/14/2004		0.0084%	0.0000%	0.0084%	1.0033	0.0000%	0.33%
198	07/14/2004		0.0083%	0.0000%	0.0084%	0.9938	-.0001%	-.62%
199	07/15/2004		0.0101%	0.0000%	0.0084%	1.1988	0.0017%	19.9%
200	07/16/2004		0.0080%	0.0000%	0.0084%	0.9570	-.0004%	-4.3%
201	07/16/2004		0.0092%	0.0000%	0.0084%	1.0976	0.0008%	9.76%
202	07/16/2004		0.0099%	0.0000%	0.0084%	1.1798	0.0015%	18.0%
203	07/17/2004		0.0080%	0.0000%	0.0084%	0.9486	-.0004%	-5.1%
204	07/17/2004		0.0094%	0.0000%	0.0084%	1.1155	0.0010%	11.6%
205	07/19/2004		0.0096%	0.0000%	0.0084%	1.1441	0.0012%	14.4%
206	07/20/2004		0.0101%	0.0000%	0.0084%	1.2061	0.0017%	20.6%
207	07/22/2004		0.0107%	0.0000%	0.0084%	1.2765	0.0023%	27.7%
208	07/22/2004		0.0105%	0.0000%	0.0084%	1.2503	0.0021%	25.0%
209	07/22/2004		0.0099%	0.0000%	0.0084%	1.1788	0.0015%	17.9%
210	07/23/2004		0.0091%	0.0000%	0.0084%	1.0799	0.0007%	7.99%
211	07/23/2004		0.0089%	0.0000%	0.0084%	1.0596	0.0005%	5.96%
212	07/24/2004		0.0076%	0.0000%	0.0084%	0.9058	-.0008%	-9.4%
213	07/24/2004		0.0097%	0.0000%	0.0084%	1.1573	0.0013%	15.7%
214	07/25/2004		0.0098%	0.0000%	0.0084%	1.1657	0.0014%	16.6%
215	07/26/2004		0.0090%	0.0000%	0.0084%	1.0727	0.0006%	7.27%
216	07/27/2004		0.0092%	0.0000%	0.0084%	1.0955	0.0008%	9.55%
217	07/28/2004		0.0088%	0.0000%	0.0084%	1.0454	0.0004%	4.54%
218	07/28/2004		0.0086%	0.0000%	0.0084%	1.0275	0.0002%	2.75%
219	07/28/2004		0.0094%	0.0000%	0.0084%	1.1169	0.0010%	11.7%
220	07/29/2004		0.0102%	0.0000%	0.0084%	1.2111	0.0018%	21.1%
221	07/30/2004		0.0082%	0.0000%	0.0084%	0.9751	-.0002%	-2.5%
222	07/30/2004		0.0101%	0.0000%	0.0084%	1.2063	0.0017%	20.6%
223	07/31/2004		0.0102%	0.0000%	0.0084%	1.2099	0.0018%	21.0%
224	07/31/2004		0.0089%	0.0000%	0.0084%	1.0633	0.0005%	6.33%
225	08/04/2004		0.0103%	0.0000%	0.0084%	1.2279	0.0019%	22.8%
226	08/05/2004		0.0078%	0.0000%	0.0084%	0.9335	-.0006%	-6.7%
227	08/05/2004		0.0101%	0.0000%	0.0084%	1.2053	0.0017%	20.5%
228	08/05/2004		0.0098%	0.0000%	0.0084%	1.1671	0.0014%	16.7%
229	08/05/2004		0.0120%	0.0000%	0.0084%	1.4270	0.0036%	42.7%
230	08/06/2004		0.0100%	0.0000%	0.0084%	1.1910	0.0016%	19.1%
231	08/06/2004		0.0116%	0.0000%	0.0084%	1.3770	0.0032%	37.7%
232	08/07/2004		0.0099%	0.0000%	0.0084%	1.1768	0.0015%	17.7%
233	08/08/2004		0.0114%	0.0000%	0.0084%	1.3569	0.0030%	35.7%
234	08/08/2004		0.0113%	0.0000%	0.0084%	1.3426	0.0029%	34.3%
235	08/31/2004		0.0120%	0.0000%	0.0084%	1.4350	0.0036%	43.5%
236	09/02/2004		0.0110%	0.0000%	0.0084%	1.3170	0.0027%	31.7%
237	09/02/2004		0.0115%	0.0000%	0.0084%	1.3754	0.0031%	37.5%
238	09/03/2004		0.0109%	0.0000%	0.0084%	1.2967	0.0025%	29.7%
239	09/04/2004		0.0094%	0.0000%	0.0084%	1.1179	0.0010%	11.8%
240	09/04/2004		0.0117%	0.0000%	0.0084%	1.3923	0.0033%	39.2%
241	09/05/2004		0.0088%	0.0000%	0.0084%	1.0511	0.0004%	5.11%
242	09/06/2004		0.0114%	0.0000%	0.0084%	1.3613	0.0030%	36.1%
243	09/06/2004		0.0112%	0.0000%	0.0084%	1.3350	0.0028%	33.5%
244	09/06/2004		0.0098%	0.0000%	0.0084%	1.1716	0.0014%	17.2%
245	09/07/2004		0.0099%	0.0000%	0.0084%	1.1787	0.0015%	17.9%

WEIGHT PERCENT 238-Pu DATA

Calendar Year 2004

116

SRS : Calex 1

#	Date Measured	Instr. ID	238-Pu	Uncert. 1 STD	Accepted Weight %	Ratio M/A	Weight % Error	Percent Error
246	09/07/2004		0.0103%	0.0000%	0.0084%	1.2300	0.0019%	23.0%
247	09/08/2004		0.0117%	0.0000%	0.0084%	1.3970	0.0033%	39.7%
248	09/08/2004		0.0113%	0.0000%	0.0084%	1.3445	0.0029%	34.5%
249	09/12/2004		0.0106%	0.0000%	0.0084%	1.2624	0.0022%	26.2%
250	09/13/2004		0.0116%	0.0000%	0.0084%	1.3817	0.0032%	38.2%
251	09/13/2004		0.0110%	0.0000%	0.0084%	1.3137	0.0026%	31.4%
252	09/14/2004		0.0104%	0.0000%	0.0084%	1.2445	0.0020%	24.5%
253	09/15/2004		0.0117%	0.0000%	0.0084%	1.3938	0.0033%	39.4%
254	09/16/2004		0.0118%	0.0000%	0.0084%	1.4093	0.0034%	40.9%
255	09/16/2004		0.0112%	0.0000%	0.0084%	1.3389	0.0028%	33.9%
256	09/16/2004		0.0113%	0.0000%	0.0084%	1.3508	0.0029%	35.1%
257	09/17/2004		0.0128%	0.0000%	0.0084%	1.5251	0.0044%	52.5%
258	09/17/2004		0.0119%	0.0000%	0.0084%	1.4248	0.0036%	42.5%
259	09/18/2004		0.0117%	0.0000%	0.0084%	1.3902	0.0033%	39.0%
260	09/18/2004		0.0117%	0.0000%	0.0084%	1.3914	0.0033%	39.1%
261	09/19/2004		0.0123%	0.0000%	0.0084%	1.4642	0.0039%	46.4%
262	09/19/2004		0.0118%	0.0000%	0.0084%	1.4081	0.0034%	40.8%
263	09/25/2004		0.0108%	0.0000%	0.0084%	1.2913	0.0024%	29.1%
264	09/25/2004		0.0127%	0.0000%	0.0084%	1.5169	0.0043%	51.7%
265	09/25/2004		0.0119%	0.0000%	0.0084%	1.4178	0.0035%	41.8%
266	09/26/2004		0.0115%	0.0000%	0.0084%	1.3762	0.0032%	37.6%
267	09/26/2004		0.0126%	0.0000%	0.0084%	1.5051	0.0042%	50.5%
268	09/27/2004		0.0116%	0.0000%	0.0084%	1.3858	0.0032%	38.6%
269	09/28/2004		0.0112%	0.0000%	0.0084%	1.3380	0.0028%	33.8%
270	09/29/2004		0.0105%	0.0000%	0.0084%	1.2521	0.0021%	25.2%
271	09/30/2004		0.0111%	0.0000%	0.0084%	1.3285	0.0028%	32.9%
272	10/01/2004		0.0094%	0.0000%	0.0084%	1.1184	0.0010%	11.8%
273	10/01/2004		0.0092%	0.0000%	0.0084%	1.0921	0.0008%	9.21%
274	10/08/2004		0.0120%	0.0000%	0.0084%	1.4291	0.0036%	42.9%
275	10/09/2004		0.0115%	0.0000%	0.0084%	1.3706	0.0031%	37.1%
276	10/10/2004		0.0122%	0.0000%	0.0084%	1.4506	0.0038%	45.1%
277	10/10/2004		0.0130%	0.0000%	0.0084%	1.5521	0.0046%	55.2%
278	10/11/2004		0.0122%	0.0000%	0.0084%	1.4506	0.0038%	45.1%
279	10/12/2004		0.0103%	0.0000%	0.0084%	1.2333	0.0020%	23.3%
280	10/13/2004		0.0117%	0.0000%	0.0084%	1.3922	0.0033%	39.2%
281	10/13/2004		0.0117%	0.0000%	0.0084%	1.4018	0.0034%	40.2%
282	10/13/2004		0.0113%	0.0000%	0.0084%	1.3540	0.0030%	35.4%
283	10/14/2004		0.0136%	0.0000%	0.0084%	1.6215	0.0052%	62.2%
284	10/14/2004		0.0116%	0.0000%	0.0084%	1.3803	0.0032%	38.0%
285	10/16/2004		0.0149%	0.0000%	0.0084%	1.7743	0.0065%	77.4%
286	10/16/2004		0.0133%	0.0000%	0.0084%	1.5881	0.0049%	58.8%
287	10/16/2004		0.0138%	0.0000%	0.0084%	1.6525	0.0055%	65.3%
288	10/17/2004		0.0131%	0.0000%	0.0084%	1.5630	0.0047%	56.3%
289	10/17/2004		0.0121%	0.0000%	0.0084%	1.4496	0.0038%	45.0%
290	10/18/2004		0.0136%	0.0000%	0.0084%	1.6227	0.0052%	62.3%
291	10/18/2004		0.0136%	0.0000%	0.0084%	1.6227	0.0052%	62.3%
292	10/21/2004		0.0134%	0.0000%	0.0084%	1.5990	0.0050%	59.9%
293	10/22/2004		0.0140%	0.0000%	0.0084%	1.6766	0.0057%	67.7%
294	10/22/2004		0.0084%	0.0000%	0.0084%	1.0007	0.0000%	0.07%

WEIGHT PERCENT 238-Pu DATA

Calendar Year 2004

117

SRS : Calex 1

#	Date Measured	Instr. ID	238-Pu	Uncert. 1 STD	Accepted Weight %	Ratio M/A	Weight % Error	Percent Error
295	10/23/2004		0.0121%	0.0000%	0.0084%	1.4414	0.0037%	44.1%
296	10/24/2004		0.0121%	0.0000%	0.0084%	1.4475	0.0037%	44.8%
297	10/24/2004		0.0138%	0.0000%	0.0084%	1.6482	0.0054%	64.8%
298	10/24/2004		0.0129%	0.0000%	0.0084%	1.5371	0.0045%	53.7%
299	10/25/2004		0.0135%	0.0000%	0.0084%	1.6123	0.0051%	61.2%
300	10/25/2004		0.0128%	0.0000%	0.0084%	1.5311	0.0044%	53.1%
301	10/26/2004		0.0143%	0.0000%	0.0084%	1.7019	0.0059%	70.2%
302	10/26/2004		0.0143%	0.0000%	0.0084%	1.7067	0.0059%	70.7%
303	10/26/2004		0.0130%	0.0000%	0.0084%	1.5550	0.0046%	55.5%
304	10/27/2004		0.0134%	0.0000%	0.0084%	1.5992	0.0050%	59.9%
305	10/28/2004		0.0119%	0.0000%	0.0084%	1.4188	0.0035%	41.9%
306	10/29/2004		0.0141%	0.0000%	0.0084%	1.6780	0.0057%	67.8%
307	10/29/2004		0.0147%	0.0000%	0.0084%	1.7521	0.0063%	75.2%
308	10/30/2004		0.0140%	0.0000%	0.0084%	1.6710	0.0056%	67.1%
309	10/30/2004		0.0134%	0.0000%	0.0084%	1.5958	0.0050%	59.6%
310	10/30/2004		0.0141%	0.0000%	0.0084%	1.6842	0.0057%	68.4%
311	10/31/2004		0.0124%	0.0000%	0.0084%	1.4752	0.0040%	47.5%
312	10/31/2004		0.0114%	0.0000%	0.0084%	1.3569	0.0030%	35.7%
313	11/01/2004		0.0129%	0.0000%	0.0084%	1.5349	0.0045%	53.5%
314	11/01/2004		0.0129%	0.0000%	0.0084%	1.5349	0.0045%	53.5%
315	11/03/2004		0.0120%	0.0000%	0.0084%	1.4298	0.0036%	43.0%
316	11/03/2004		0.0122%	0.0000%	0.0084%	1.4596	0.0038%	46.0%
317	11/03/2004		0.0122%	0.0000%	0.0084%	1.4596	0.0038%	46.0%
318	11/04/2004		0.0117%	0.0000%	0.0084%	1.4001	0.0033%	40.0%
319	11/04/2004		0.0121%	0.0000%	0.0084%	1.4491	0.0038%	44.9%
320	11/05/2004		0.0131%	0.0000%	0.0084%	1.5697	0.0048%	57.0%
321	11/05/2004		0.0117%	0.0000%	0.0084%	1.4013	0.0034%	40.1%
322	11/06/2004		0.0120%	0.0000%	0.0084%	1.4275	0.0036%	42.8%
323	11/06/2004		0.0116%	0.0000%	0.0084%	1.3810	0.0032%	38.1%
324	11/06/2004		0.0111%	0.0000%	0.0084%	1.3260	0.0027%	32.6%
325	11/06/2004		0.0106%	0.0000%	0.0084%	1.2675	0.0022%	26.8%
326	11/07/2004		0.0124%	0.0000%	0.0084%	1.4825	0.0040%	48.3%
327	11/08/2004		0.0134%	0.0000%	0.0084%	1.6008	0.0050%	60.1%
328	11/08/2004		0.0121%	0.0000%	0.0084%	1.4491	0.0038%	44.9%
329	11/08/2004		0.0126%	0.0000%	0.0084%	1.5052	0.0042%	50.5%
330	11/08/2004		0.0120%	0.0000%	0.0084%	1.4287	0.0036%	42.9%
331	11/09/2004		0.0133%	0.0000%	0.0084%	1.5864	0.0049%	58.6%
332	11/09/2004		0.0135%	0.0000%	0.0084%	1.6103	0.0051%	61.0%
333	11/10/2004		0.0128%	0.0000%	0.0084%	1.5293	0.0044%	52.9%
334	11/10/2004		0.0135%	0.0000%	0.0084%	1.6129	0.0051%	61.3%
335	11/10/2004		0.0111%	0.0000%	0.0084%	1.3250	0.0027%	32.5%
336	11/10/2004		0.0111%	0.0000%	0.0084%	1.3250	0.0027%	32.5%
337	11/11/2004		0.0144%	0.0000%	0.0084%	1.7252	0.0061%	72.5%
338	11/13/2004		0.0118%	0.0000%	0.0084%	1.4038	0.0034%	40.4%
339	11/13/2004		0.0128%	0.0000%	0.0084%	1.5233	0.0044%	52.3%
340	11/14/2004		0.0123%	0.0000%	0.0084%	1.4671	0.0039%	46.7%
341	11/14/2004		0.0123%	0.0000%	0.0084%	1.4731	0.0040%	47.3%
342	11/14/2004		0.0145%	0.0000%	0.0084%	1.7312	0.0061%	73.1%
343	11/15/2004		0.0130%	0.0000%	0.0084%	1.5556	0.0047%	55.6%

WEIGHT PERCENT 238-Pu DATA

Calendar Year 2004

118

SRS : Calex 1

#	Date Measured	Instr. ID	238-Pu	Uncert. 1 STD	Accepted Weight %	Ratio M/A	Weight % Error	Percent Error	
344	11/16/2004		0.0148%	0.0000%	0.0084%	1.7720	0.0065%	77.2%	
345	11/17/2004		0.0133%	0.0000%	0.0084%	1.5844	0.0049%	58.4%	
346	11/17/2004		0.0134%	0.0000%	0.0084%	1.5988	0.0050%	59.9%	
347	11/18/2004		0.0126%	0.0000%	0.0084%	1.5079	0.0043%	50.8%	
348	11/18/2004		0.0125%	0.0000%	0.0084%	1.4936	0.0041%	49.4%	
349	11/19/2004		0.0128%	0.0000%	0.0084%	1.5330	0.0045%	53.3%	
350	11/19/2004		0.0121%	0.0000%	0.0084%	1.4470	0.0037%	44.7%	
351	11/19/2004		0.0118%	0.0000%	0.0084%	1.4088	0.0034%	40.9%	
352	11/19/2004		0.0120%	0.0000%	0.0084%	1.4386	0.0037%	43.9%	
353	11/20/2004		0.0138%	0.0000%	0.0084%	1.6501	0.0054%	65.0%	
354	11/21/2004		0.0134%	0.0000%	0.0084%	1.6013	0.0050%	60.1%	
355	11/25/2004		0.0154%	0.0000%	0.0084%	1.8403	0.0070%	84.0%	
356	11/25/2004		0.0129%	0.0000%	0.0084%	1.5416	0.0045%	54.2%	
357	11/25/2004		0.0145%	0.0000%	0.0084%	1.7328	0.0061%	73.3%	
358	12/03/2004		0.0126%	0.0000%	0.0084%	1.5073	0.0042%	50.7%	
359	12/05/2004		0.0146%	0.0000%	0.0084%	1.7392	0.0062%	73.9%	
360	12/14/2004		0.0143%	0.0000%	0.0084%	1.7121	0.0060%	71.2%	
361	12/14/2004		0.0145%	0.0000%	0.0084%	1.7324	0.0061%	73.2%	
362	12/14/2004		0.0156%	0.0000%	0.0084%	1.8592	0.0072%	85.9%	
363	12/15/2004		0.0149%	0.0000%	0.0084%	1.7838	0.0066%	78.4%	
364	12/15/2004		0.0164%	0.0000%	0.0084%	1.9656	0.0081%	96.6%	
365	12/16/2004		0.0144%	0.0000%	0.0084%	1.7217	0.0060%	72.2%	
366	12/16/2004		0.0156%	0.0000%	0.0084%	1.8675	0.0073%	86.8%	
367	12/18/2004		0.0146%	0.0000%	0.0084%	1.7504	0.0063%	75.0%	
368	12/19/2004		0.0143%	0.0000%	0.0084%	1.7087	0.0059%	70.9%	
369	12/19/2004		0.0146%	0.0000%	0.0084%	1.7410	0.0062%	74.1%	
370	12/19/2004		0.0168%	0.0000%	0.0084%	2.0065	0.0084%	101%	
371	12/20/2004		0.0156%	0.0000%	0.0084%	1.8642	0.0072%	86.4%	
372	12/20/2004		0.0146%	0.0000%	0.0084%	1.7398	0.0062%	74.0%	
373	12/22/2004		0.0152%	0.0000%	0.0084%	1.8151	0.0068%	81.5%	
374	12/22/2004		0.0157%	0.0000%	0.0084%	1.8725	0.0073%	87.3%	
375	12/23/2004		0.0144%	0.0000%	0.0084%	1.7231	0.0060%	72.3%	
376	12/23/2004		0.0154%	0.0000%	0.0084%	1.8402	0.0070%	84.0%	
377	12/24/2004		0.0160%	0.0000%	0.0084%	1.9120	0.0076%	91.2%	
378	12/26/2004		0.0165%	0.0000%	0.0084%	1.9780	0.0082%	97.8%	
379	12/26/2004		0.0150%	0.0000%	0.0084%	1.7986	0.0067%	79.9%	
380	12/27/2004		0.0153%	0.0000%	0.0084%	1.8285	0.0069%	82.9%	
381	12/27/2004		0.0137%	0.0000%	0.0084%	1.6348	0.0053%	63.5%	
							Mean Error:	0.0019%	22.63%
							Standard Deviation:	0.0023%	27.45%

* Statistical outliers, not included in graphs and tables.

L. ²³⁹Pu ISOTOPE ABUNDANCE TABLES AND GRAPHS

RESULTS OF ANALYSIS OF 239-Pu DATA
 1st QUARTER 2004 Calex 1

	HANFORD	LLNL	SRS
Mean error (weight %)	-0.0318%	0.0106%	0.0037%
Standard Deviation (weight %)	0.0430%	0.0245%	0.1093%
Uncertainty in the Mean (weight %)	0.0069%	0.0050%	0.0108%
Mean Error (%)	-0.03%	0.01%	0.00%
Standard Deviation (%)	0.05%	0.03%	0.12%
Uncertainty in the Mean (%)	0.01%	0.01%	0.01%
Number of Data Points	39	24	103
Number of Outliers	0	0	0

Difference from Last Quarter in:

Mean error (weight %)	0.0054%	0.0066%	0.0795%
Standard Deviation (weight %)	0.0007%	0.0115%	0.0105%
Uncertainty in the Mean (weight %)	-0.0008%	0.0007%	0.0012%
Mean Error (%)	0.01%	0.01%	0.08%
Standard Deviation (%)	0.00%	0.01%	0.01%
Uncertainty in the Mean (%)	0.00%	0.00%	0.00%
Number of Data Points	9	15	-3

RESULTS OF ANALYSIS OF 239-Pu DATA
 2nd QUARTER 2004 Calex 1

	HANFORD	LLNL	SRS
Mean error (weight %)	-0.0247%	0.0060%	0.0281%
Standard Deviation (weight %)	0.0277%	0.0237%	0.1113%
Uncertainty in the Mean (weight %)	0.0043%	0.0049%	0.0131%
Mean Error (%)	-0.03%	0.01%	0.03%
Standard Deviation (%)	0.03%	0.03%	0.12%
Uncertainty in the Mean (%)	0.00%	0.01%	0.01%
Number of Data Points	41	23	72
Number of Outliers	1	0	0

Difference from Last Quarter in:

Mean error (weight %)	0.0071%	-0.0047%	0.0244%
Standard Deviation (weight %)	-0.0153%	-0.0008%	0.0020%
Uncertainty in the Mean (weight %)	-0.0026%	-0.0001%	0.0023%
Mean Error (%)	0.01%	0.00%	0.03%
Standard Deviation (%)	-0.02%	0.00%	0.00%
Uncertainty in the Mean (%)	0.00%	0.00%	0.00%
Number of Data Points	2	-1	-31

RESULTS OF ANALYSIS OF 239-Pu DATA
 3rd QUARTER 2004 Calex 1

	HANFORD	LLNL	SRS
Mean error (weight %)	-0.0318%	0.0127%	0.0528%
Standard Deviation (weight %)	0.0468%	0.0245%	0.0957%
Uncertainty in the Mean (weight %)	0.0073%	0.0059%	0.0098%
Mean Error (%)	-0.03%	0.01%	0.06%
Standard Deviation (%)	0.05%	0.03%	0.10%
Uncertainty in the Mean (%)	0.01%	0.01%	0.01%
Number of Data Points	41	17	96
Number of Outliers	0	0	0

Difference from Last Quarter in:

Mean error (weight %)	-0.0071%	0.0067%	0.0247%
Standard Deviation (weight %)	0.0191%	0.0008%	-0.0155%
Uncertainty in the Mean (weight %)	0.0030%	0.0010%	-0.0033%
Mean Error (%)	-0.01%	0.01%	0.03%
Standard Deviation (%)	0.02%	0.00%	-0.02%
Uncertainty in the Mean (%)	0.00%	0.00%	0.00%
Number of Data Points	0	-6	24

RESULTS OF ANALYSIS OF 239-Pu DATA
 4th QUARTER 2004 Calex 1

	HANFORD	LLNL	SRS
Mean error (weight %)	-0.0308%	0.0074%	0.0923%
Standard Deviation (weight %)	0.0365%	0.0229%	0.1025%
Uncertainty in the Mean (weight %)	0.0072%	0.0066%	0.0098%
Mean Error (%)	-0.03%	0.01%	0.10%
Standard Deviation (%)	0.04%	0.02%	0.11%
Uncertainty in the Mean (%)	0.01%	0.01%	0.01%
Number of Data Points	26	12	110
Number of Outliers	0	0	0

Difference from Last Quarter in:

Mean error (weight %)	0.0009%	-0.0053%	0.0395%
Standard Deviation (weight %)	-0.0104%	-0.0015%	0.0068%
Uncertainty in the Mean (weight %)	-0.0002%	0.0007%	0.0000%
Mean Error (%)	0.00%	-0.01%	0.04%
Standard Deviation (%)	-0.01%	0.00%	0.01%
Uncertainty in the Mean (%)	0.00%	0.00%	0.00%
Number of Data Points	-15	-5	14

RESULTS OF ANALYSIS OF 239-Pu DATA
 1st QUARTER 2004 Calex 2

	HANFORD	LLNL	SRS
Mean error (weight %)	****	-0.0673%	****
Standard Deviation (weight %)	****	0.0751%	****
Uncertainty in the Mean (weight %)	****	0.0434%	****
Mean Error (%)	****	-0.08%	****
Standard Deviation (%)	****	0.09%	****
Uncertainty in the Mean (%)	****	0.05%	****
Number of Data Points	****	3	****
Number of Outliers	****	0	****
Difference from Last Quarter in:			
Mean error (weight %)	****	-0.0009%	****
Standard Deviation (weight %)	****	0.0547%	****
Uncertainty in the Mean (weight %)	****	0.0342%	****
Mean Error (%)	****	0.00%	****
Standard Deviation (%)	****	0.06%	****
Uncertainty in the Mean (%)	****	0.04%	****
Number of Data Points	0	-2	0

RESULTS OF ANALYSIS OF 239-Pu DATA
 2nd QUARTER 2004 Calex 2

	HANFORD	LLNL	SRS
Mean error (weight %)	****	-0.0872%	****
Standard Deviation (weight %)	****	0.1241%	****
Uncertainty in the Mean (weight %)	****	0.0878%	****
Mean Error (%)	****	-0.10%	****
Standard Deviation (%)	****	0.14%	****
Uncertainty in the Mean (%)	****	0.10%	****
Number of Data Points	****	2	****
Number of Outliers	****	0	****
Difference from Last Quarter in:			
Mean error (weight %)	****	-0.0198%	****
Standard Deviation (weight %)	****	0.0490%	****
Uncertainty in the Mean (weight %)	****	0.0444%	****
Mean Error (%)	****	-0.02%	****
Standard Deviation (%)	****	0.06%	****
Uncertainty in the Mean (%)	****	0.05%	****
Number of Data Points	0	-1	0

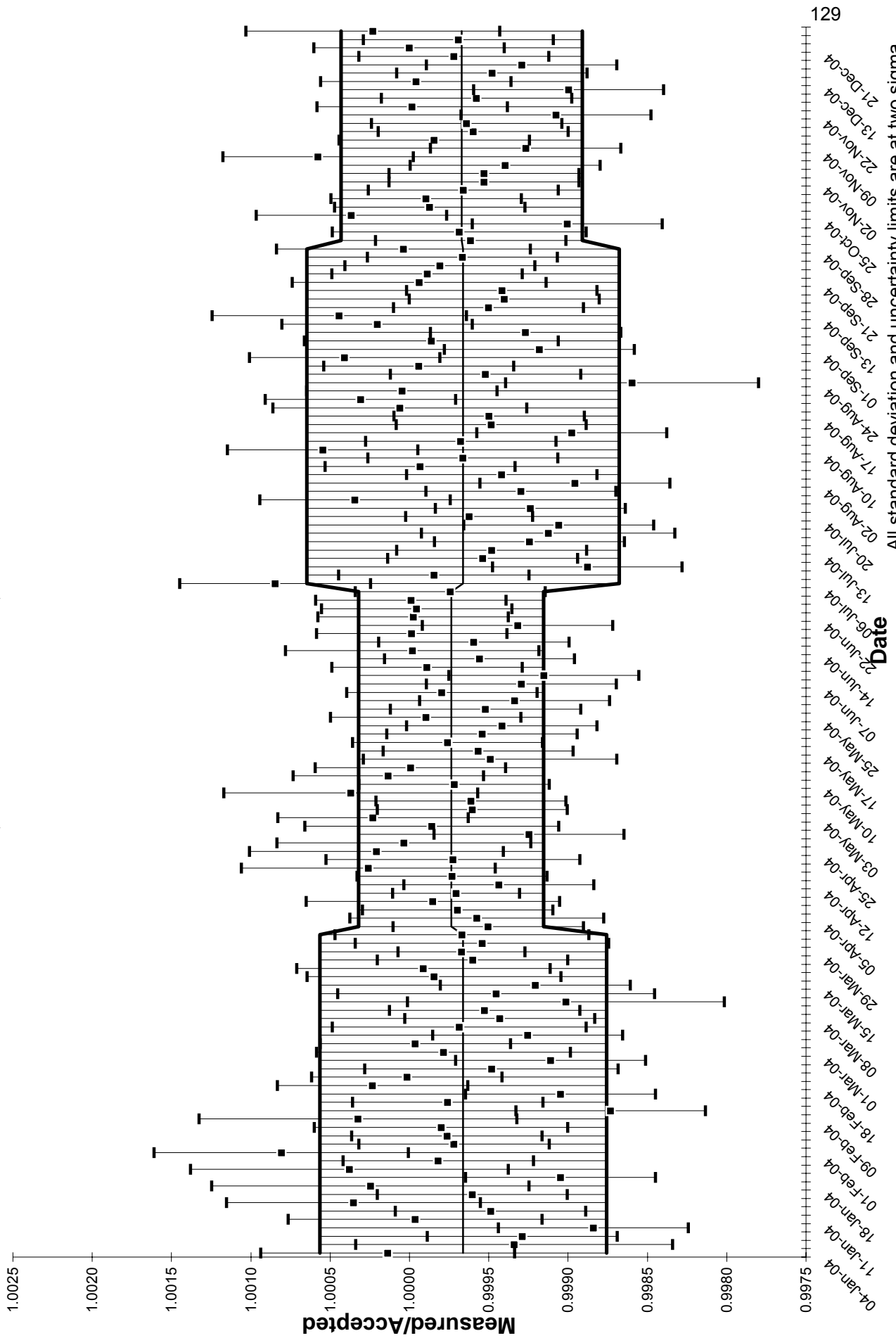
RESULTS OF ANALYSIS OF 239-Pu DATA
 3rd QUARTER 2004 Calex 2

	HANFORD	LLNL	SRS
Mean error (weight %)	****	-0.1069%	****
Standard Deviation (weight %)	****	0.0286%	****
Uncertainty in the Mean (weight %)	****	0.0165%	****
Mean Error (%)	****	-0.12%	****
Standard Deviation (%)	****	0.03%	****
Uncertainty in the Mean (%)	****	0.02%	****
Number of Data Points	****	3	****
Number of Outliers	****	0	****
Difference from Last Quarter in:			
Mean error (weight %)	****	-0.0198%	****
Standard Deviation (weight %)	****	-0.0955%	****
Uncertainty in the Mean (weight %)	****	-0.0713%	****
Mean Error (%)	****	-0.02%	****
Standard Deviation (%)	****	-0.11%	****
Uncertainty in the Mean (%)	****	-0.08%	****
Number of Data Points	0	1	0

RESULTS OF ANALYSIS OF 239-Pu DATA
 4th QUARTER 2004 Calex 2

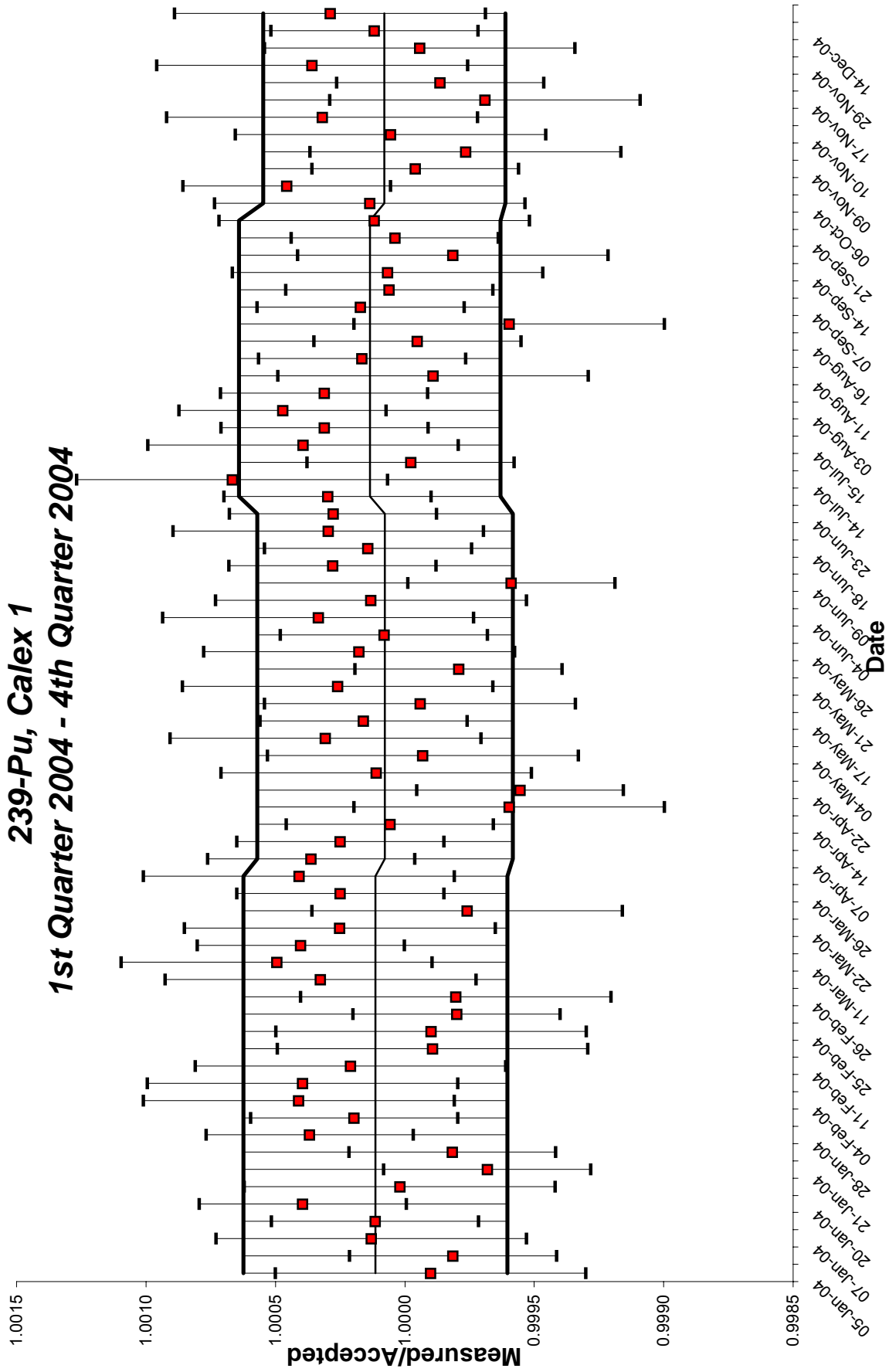
	HANFORD	LLNL	SRS
Mean error (weight %)	****	-0.0978%	****
Standard Deviation (weight %)	****	0.0266%	****
Uncertainty in the Mean (weight %)	****	0.0153%	****
Mean Error (%)	****	-0.11%	****
Standard Deviation (%)	****	0.03%	****
Uncertainty in the Mean (%)	****	0.02%	****
Number of Data Points	****	3	****
Number of Outliers	****	0	****
Difference from Last Quarter in:			
Mean error (weight %)	****	0.0092%	****
Standard Deviation (weight %)	****	-0.0021%	****
Uncertainty in the Mean (weight %)	****	-0.0012%	****
Mean Error (%)	****	0.01%	****
Standard Deviation (%)	****	0.00%	****
Uncertainty in the Mean (%)	****	0.00%	****
Number of Data Points	0	0	0

HANFORD
239-Pu, Calex 1
1st Quarter 2004 - 4th Quarter 2004

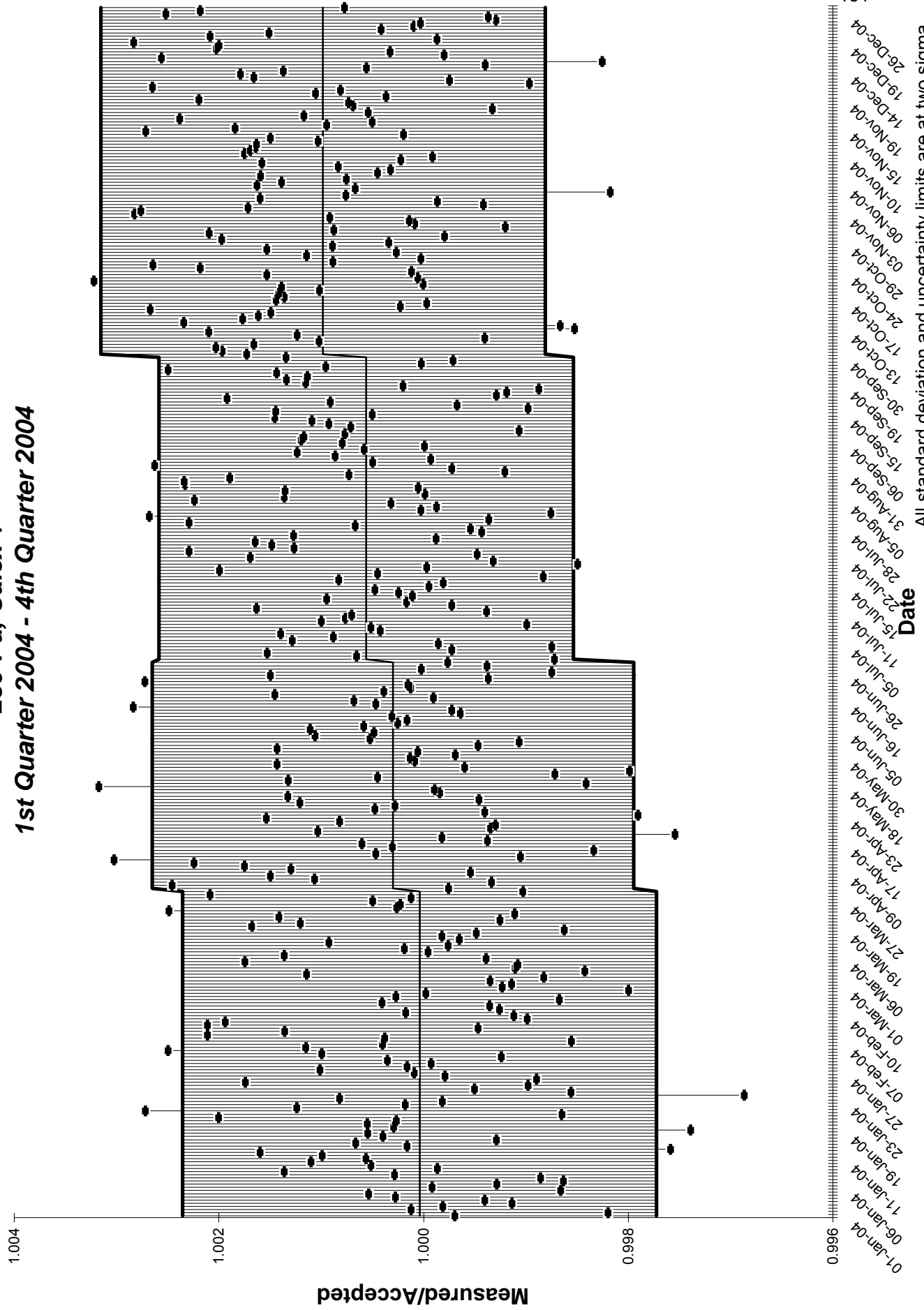


All standard deviation and uncertainty limits are at two sigma.

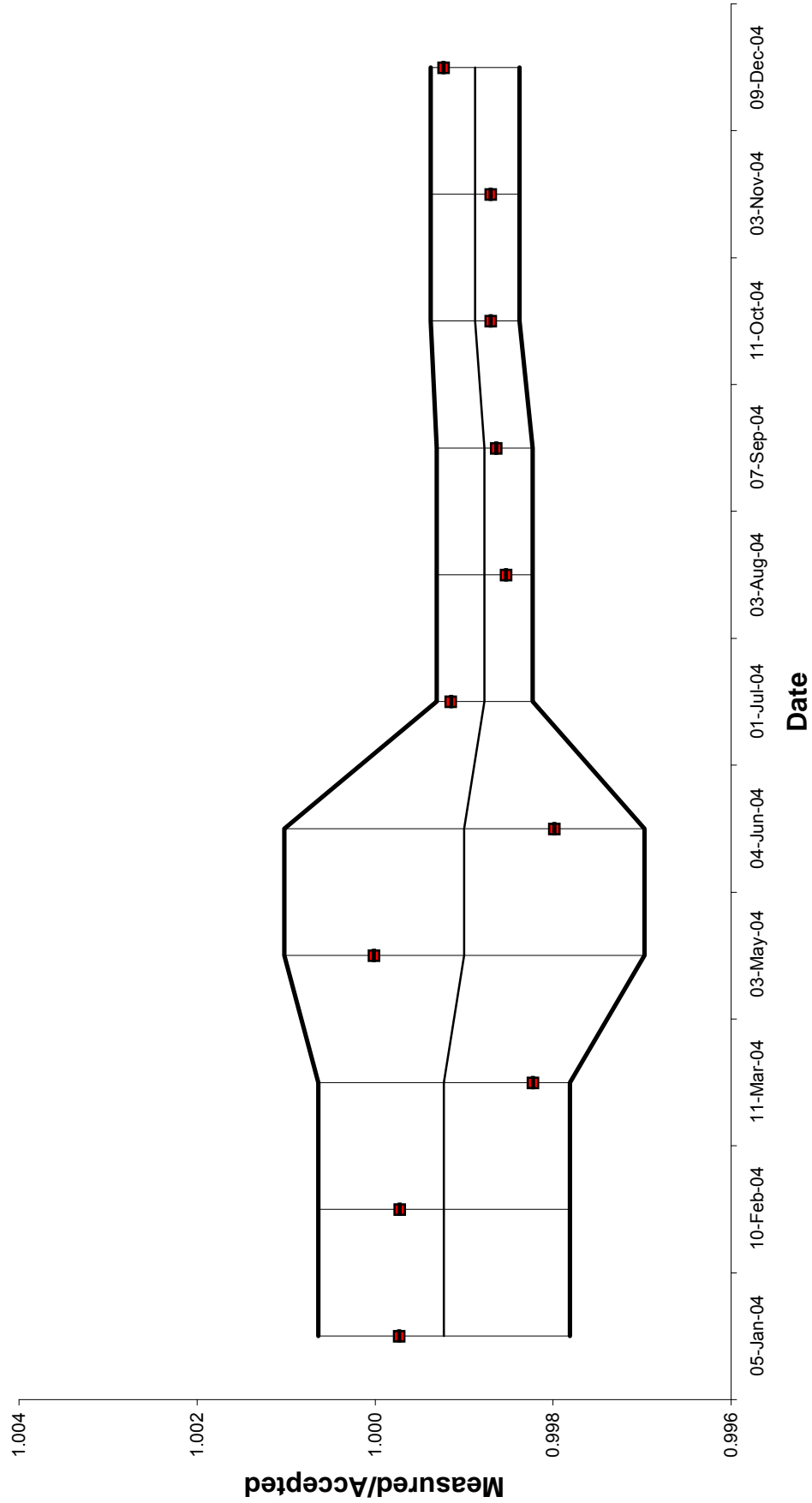
LAWRENCE LIVERMORE
239-Pu, Calex 1
1st Quarter 2004 - 4th Quarter 2004



SAVANNAH RIVER
239-Pu, Calex 1
1st Quarter 2004 - 4th Quarter 2004



LAWRENCE LIVERMORE
239-Pu, Calex 2
1st Quarter 2004 - 4th Quarter 2004



All standard deviation and uncertainty limits are at two sigma.

RESULTS OF ANALYSIS OF 239-Pu DATA
2004 Calex 1

	HANFORD	LLNL	SRS
Mean error (weight %)	-0.0296%	0.0092%	0.4625%
Standard Deviation (weight %)	0.0391%	0.0237%	1.0954%
Uncertainty in the Mean (weight %)	0.0032%	0.0027%	0.0561%
Mean Error (%)	-0.03%	0.01%	0.05%
Standard Deviation (%)	0.04%	0.03%	0.12%
Uncertainty in the Mean (%)	0.00%	0.00%	0.01%
Number of Data Points	147	76	381
Number of Outliers	1	0	0

Difference from Last Year in:

Mean error (weight %)	0.0064%	-0.0021%	1.0881%
Standard Deviation (weight %)	0.0015%	0.0029%	-0.1233%
Uncertainty in the Mean (weight %)	0.0003%	0.0005%	0.0004%
Mean Error (%)	0.01%	0.00%	0.12%
Standard Deviation (%)	0.00%	0.00%	-0.01%
Uncertainty in the Mean (%)	0.00%	0.00%	0.00%
Number of Data Points	-19	-12	-98
Number of Outliers	-1	-1	-3

RESULTS OF ANALYSIS OF 239-Pu DATA
2004 Calex 2

HANFORD LLNL SRS

Mean error (weight %) **** -0.0900% ****

Standard Deviation (weight %) **** 0.0569% ****

Uncertainty in the Mean (weight %) **** 0.0171% ****

Mean Error (%) **** -0.10% ****

Standard Deviation (%) **** 0.07% ****

Uncertainty in the Mean (%) **** 0.02% ****

Number of Data Points **** 11 ****

Number of Outliers **** 0 ****

Difference from Last Year in:

Mean error (weight %) **** 0.0106% ****

Standard Deviation (weight %) **** 0.0140% ****

Uncertainty in the Mean (weight %) **** 0.0067% ****

Mean Error (%) **** 0.01% ****

Standard Deviation (%) **** 0.02% ****

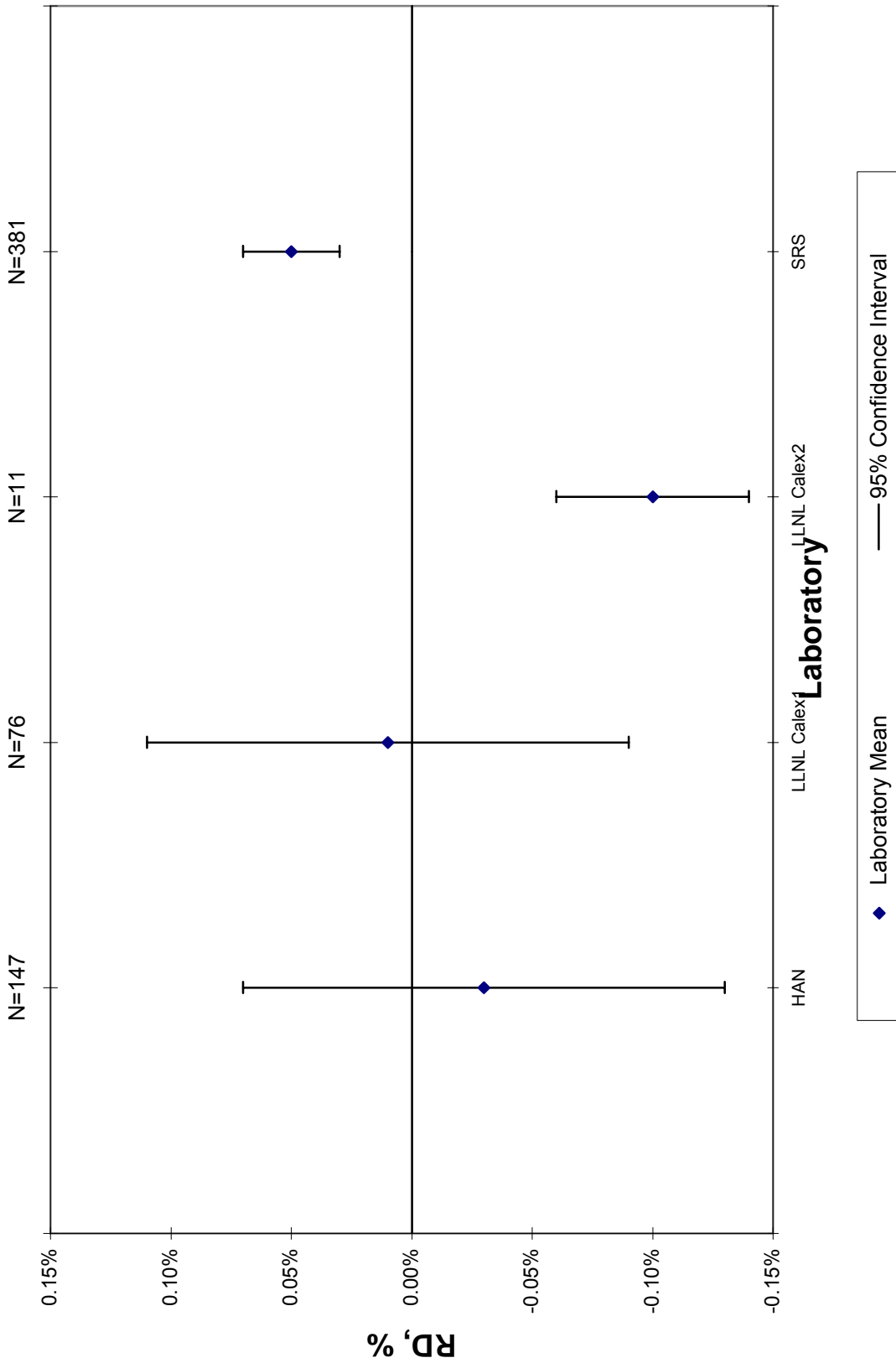
Uncertainty in the Mean (%) **** 0.01% ****

Number of Data Points 0 -6 0

Number of Outliers 0 0 0

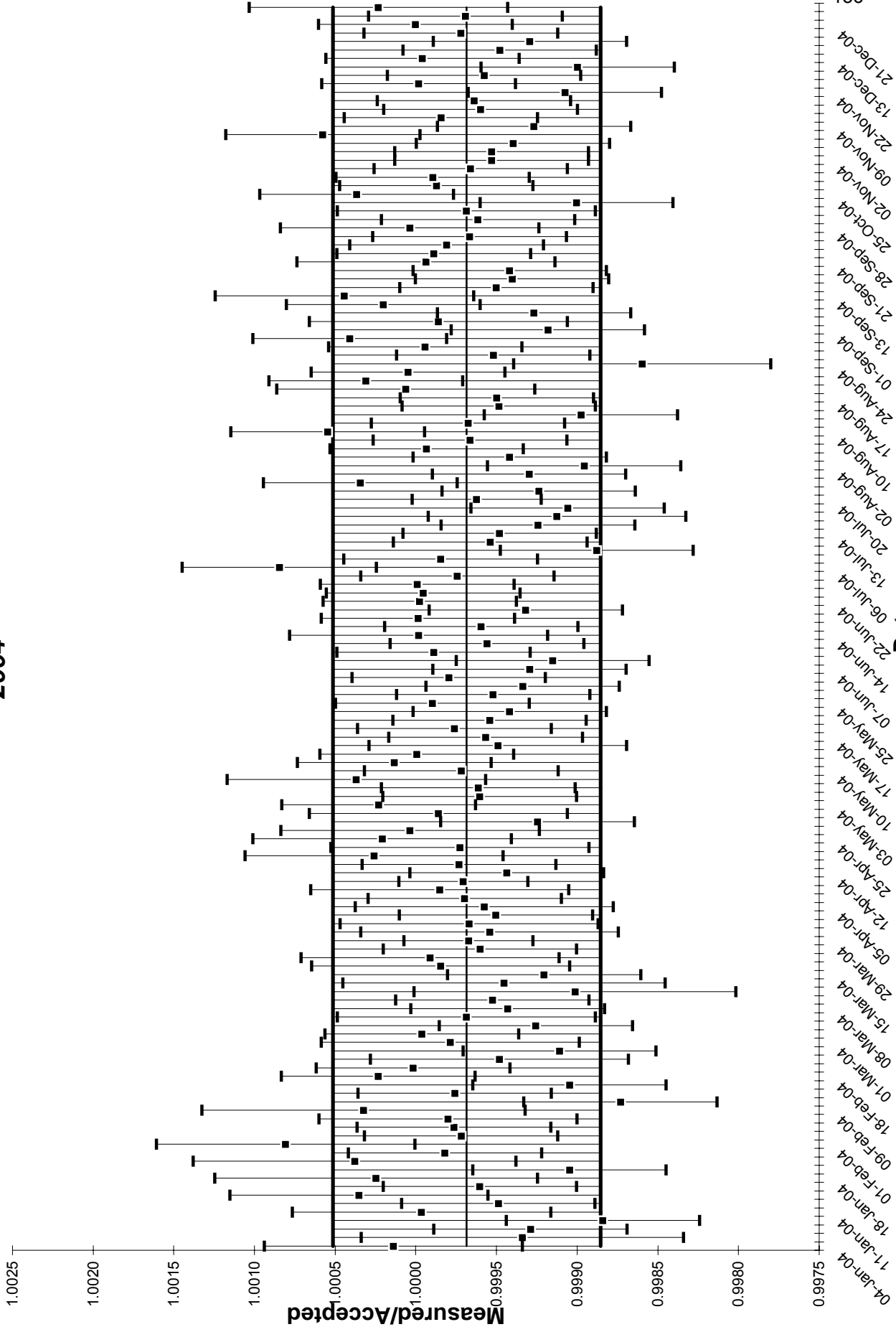
New Brunswick Laboratory Calorimetry Exchange Program

Percent ²³⁹Pu, 2004



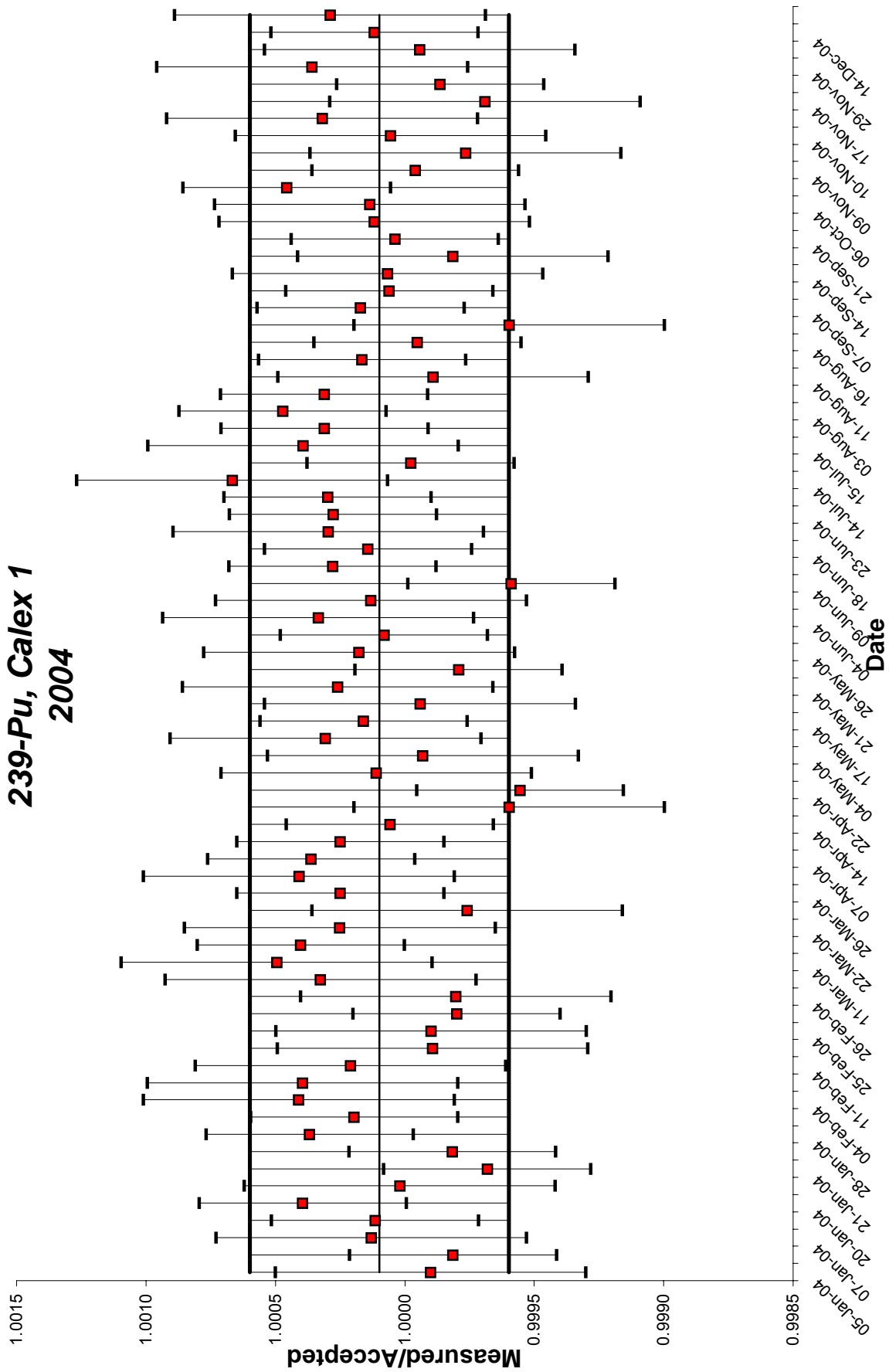
◆ Laboratory Mean — 95% Confidence Interval

**HANFORD
239-Pu, Calex 1
2004**

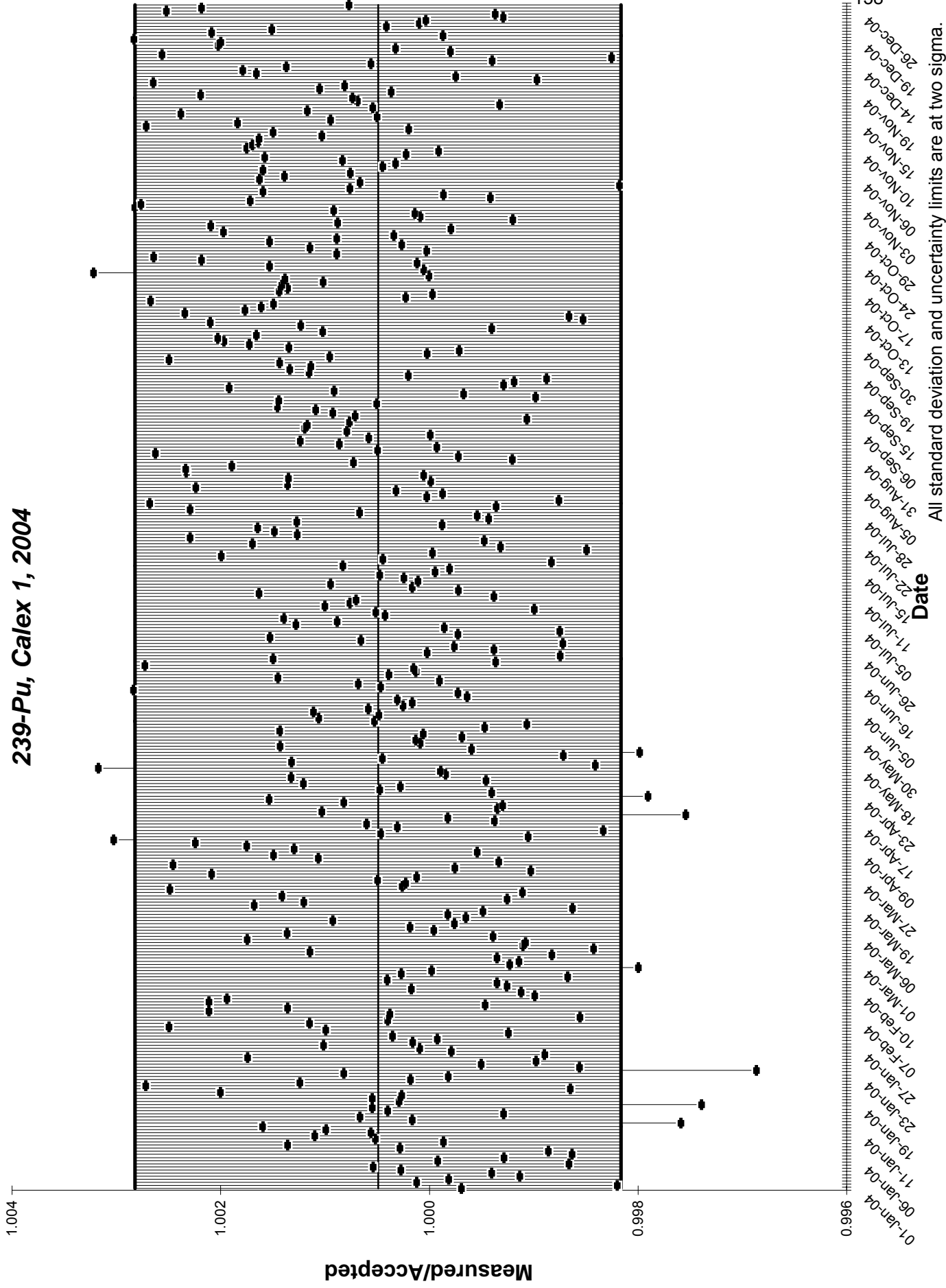


All standard deviation and uncertainty limits are at two sigma.

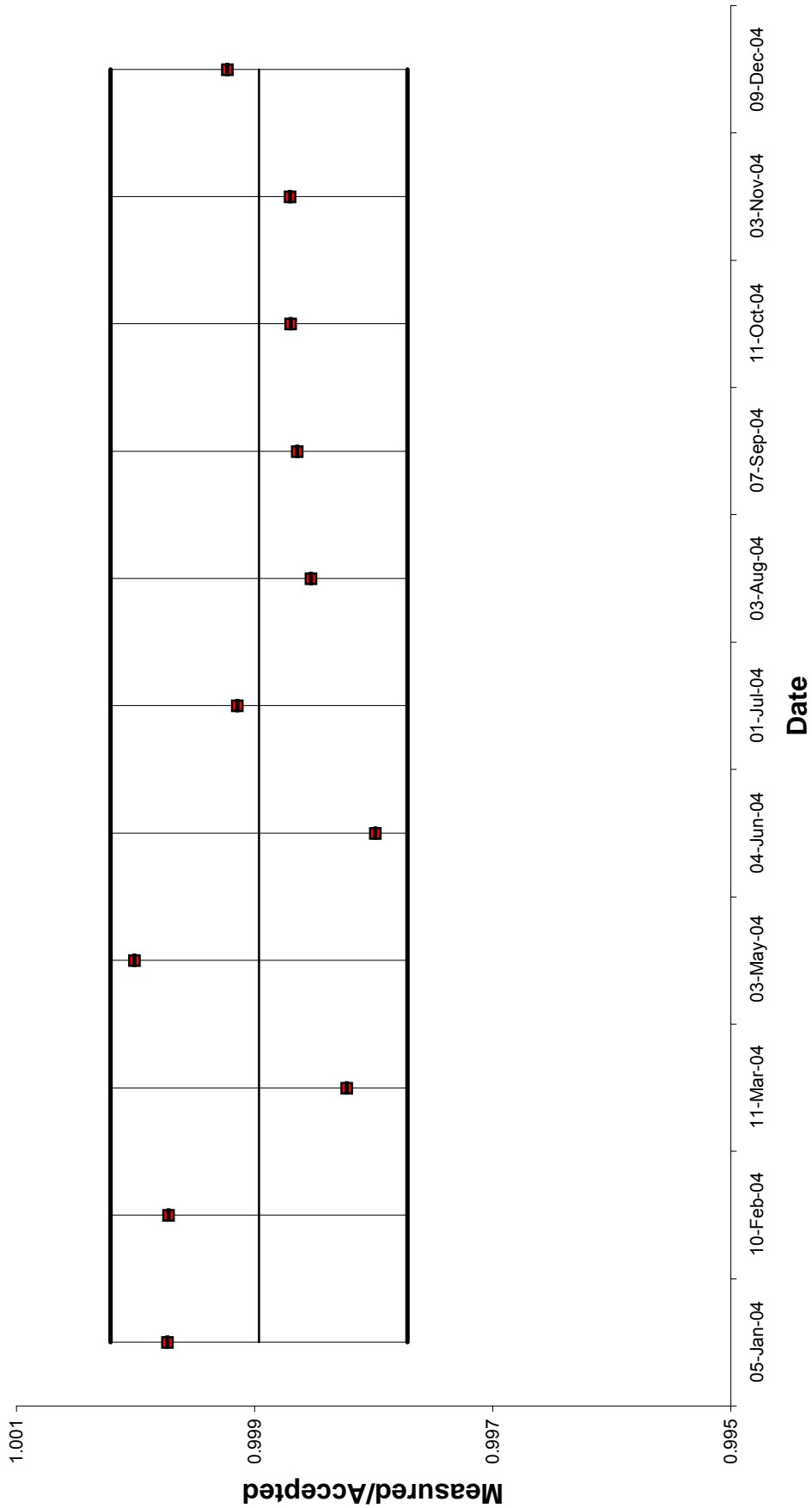
LAWRENCE LIVERMORE 239-Pu, Calex 1 2004



SAVANNAH RIVER
239-Pu, Calex 1, 2004



**LAWRENCE LIVERMORE
239-Pu, Calex 2
2004**



WEIGHT PERCENT 239-Pu DATA

Calendar Year 2004

140

Hanford: Calex 1

#	Date Measured	Instr. ID	239-Pu	Uncert. 1 STD	Accepted Weight %	Ratio M/A	Weight % Error	Percent Error
1	01/04/2004	1985	94.0011%	0.0400%	93.9882%	1.0001	0.0129%	0.01%
2	01/05/2004	2026	93.9261%	0.0500%	93.9882%	0.9993	-.0621%	-0.07%
3	01/05/2004	2740	93.9212%	0.0300%	93.9882%	0.9993	-.0670%	-0.07%
4	01/11/2004	2026	93.8792%	0.0300%	93.9883%	0.9988	-.1091%	-0.12%
5	01/11/2004	1985	93.9848%	0.0400%	93.9883%	1.0000	-.0035%	0.00%
6	01/11/2004	2740	93.9401%	0.0300%	93.9883%	0.9995	-.0482%	-0.05%
7	01/18/2004	2740	94.0214%	0.0400%	93.9884%	1.0004	0.0330%	0.04%
8	01/18/2004	2026	93.9510%	0.0300%	93.9884%	0.9996	-.0374%	-0.04%
9	01/18/2004	1985	94.0114%	0.0500%	93.9884%	1.0002	0.0230%	0.02%
10	01/26/2004	2740	93.8988%	0.0300%	93.9885%	0.9990	-.0897%	-0.10%
11	01/26/2004	1985	94.0240%	0.0500%	93.9885%	1.0004	0.0355%	0.04%
12	01/26/2004	2026	93.9714%	0.0300%	93.9885%	0.9998	-.0171%	-0.02%
13	02/01/2004	1985	94.0644%	0.0400%	93.9886%	1.0008	0.0758%	0.08%
14	02/02/2004	2740	93.9621%	0.0300%	93.9886%	0.9997	-.0265%	-0.03%
15	02/02/2004	2026	93.9663%	0.0300%	93.9886%	0.9998	-.0223%	-0.02%
16	02/09/2004	2026	93.9699%	0.0400%	93.9887%	0.9998	-.0188%	-0.02%
17	02/09/2004	1985	94.0191%	0.0500%	93.9887%	1.0003	0.0304%	0.03%
18	02/10/2004	2740	93.8694%	0.0300%	93.9887%	0.9987	-.1193%	-0.13%
19	02/17/2004	2026	93.9661%	0.0300%	93.9888%	0.9998	-.0227%	-0.02%
20	02/17/2004	2740	93.8992%	0.0300%	93.9888%	0.9990	-.0896%	-0.10%
21	02/18/2004	1985	94.0106%	0.0300%	93.9889%	1.0002	0.0217%	0.02%
22	02/23/2004	2026	93.9904%	0.0300%	93.9889%	1.0000	0.0015%	0.00%
23	02/23/2004	1985	93.9402%	0.0400%	93.9889%	0.9995	-.0487%	-0.05%
24	02/24/2004	2740	93.9051%	0.0300%	93.9890%	0.9991	-.0839%	-0.09%
25	03/01/2004	1985	93.9688%	0.0400%	93.9890%	0.9998	-.0202%	-0.02%
26	03/01/2004	2026	93.9855%	0.0300%	93.9890%	1.0000	-.0035%	0.00%
27	03/02/2004	2740	93.9190%	0.0300%	93.9891%	0.9993	-.0701%	-0.07%
28	03/08/2004	1985	93.9596%	0.0400%	93.9892%	0.9997	-.0296%	-0.03%
29	03/08/2004	2026	93.9355%	0.0300%	93.9892%	0.9994	-.0537%	-0.06%
30	03/09/2004	2740	93.9445%	0.0300%	93.9892%	0.9995	-.0447%	-0.05%
31	03/15/2004	2740	93.8964%	0.0500%	93.9893%	0.9990	-.0929%	-0.10%
32	03/15/2004	1985	93.9379%	0.0500%	93.9893%	0.9995	-.0514%	-0.05%
33	03/15/2004	2026	93.9145%	0.0300%	93.9893%	0.9992	-.0748%	-0.08%
34	03/22/2004	1985	93.9747%	0.0400%	93.9894%	0.9998	-.0147%	-0.02%
35	03/22/2004	2026	93.9810%	0.0400%	93.9894%	0.9999	-.0084%	-0.01%
36	03/23/2004	2470	93.9519%	0.0300%	93.9894%	0.9996	-.0375%	-0.04%
37	03/29/2004	2740	93.9586%	0.0200%	93.9895%	0.9997	-.0309%	-0.03%
38	03/29/2004	1985	93.9464%	0.0400%	93.9895%	0.9995	-.0431%	-0.05%
39	03/29/2004	2026	93.9583%	0.0400%	93.9895%	0.9997	-.0312%	-0.03%
40	04/05/2004	2740	93.9428%	0.0300%	93.9896%	0.9995	-.0468%	-0.05%
41	04/05/2004	1985	93.9496%	0.0400%	93.9896%	0.9996	-.0400%	-0.04%
42	04/06/2004	2026	93.9610%	0.0300%	93.9896%	0.9997	-.0286%	-0.03%
43	04/12/2004	1985	93.9757%	0.0400%	93.9897%	0.9999	-.0140%	-0.01%
44	04/12/2004	2026	93.9619%	0.0200%	93.9897%	0.9997	-.0278%	-0.03%
45	04/12/2004	2740	93.9366%	0.0300%	93.9897%	0.9994	-.0531%	-0.06%
46	04/19/2004	2740	93.9645%	0.0300%	93.9898%	0.9997	-.0253%	-0.03%
47	04/19/2004	2026	94.0140%	0.0400%	93.9898%	1.0003	0.0242%	0.03%
48	04/20/2004	1985	93.9640%	0.0400%	93.9898%	0.9997	-.0258%	-0.03%
49	04/25/2004	2026	94.0094%	0.0400%	93.9899%	1.0002	0.0195%	0.02%

WEIGHT PERCENT 239-Pu DATA

Calendar Year 2004

141

Hanford: Calex 1

#	Date Measured	Instr. ID	239-Pu	Uncert. 1 STD	Accepted Weight %	Ratio M/A	Weight % Error	Percent Error
50	04/25/2004	1985	93.9931%	0.0400%	93.9899%	1.0000	0.0032%	0.00%
51	04/27/2004	2740	93.9189%	0.0300%	93.9899%	0.9992	-.0710%	-0.08%
52	05/03/2004	1985	93.9767%	0.0400%	93.9900%	0.9999	-.0133%	-0.01%
53	05/03/2004	2026	94.0116%	0.0300%	93.9900%	1.0002	0.0216%	0.02%
54	05/03/2004	2740	93.9527%	0.0300%	93.9900%	0.9996	-.0373%	-0.04%
55	05/10/2004	2026	93.9536%	0.0300%	93.9901%	0.9996	-.0365%	-0.04%
56	05/10/2004	1985	94.0247%	0.0400%	93.9901%	1.0004	0.0346%	0.04%
57	05/10/2004	2740	93.9635%	0.0300%	93.9901%	0.9997	-.0266%	-0.03%
58	05/10/2004	2424	94.0026%	0.0300%	93.9901%	1.0001	0.0125%	0.01%
59	05/17/2004	2026	93.9895%	0.0300%	93.9902%	1.0000	-.0007%	0.00%
60	05/17/2004	1985	93.9423%	0.0400%	93.9902%	0.9995	-.0479%	-0.05%
61	05/17/2004	2740	93.9494%	0.0300%	93.9902%	0.9996	-.0408%	-0.04%
62	05/18/2004	2424	93.9676%	0.0300%	93.9902%	0.9998	-.0226%	-0.02%
63	05/24/2004	2026	93.9472%	0.0300%	93.9903%	0.9995	-.0431%	-0.05%
64	05/24/2004	2740	93.9355%	0.0300%	93.9903%	0.9994	-.0548%	-0.06%
65	05/25/2004	2424	93.9806%	0.0300%	93.9903%	0.9999	-.0097%	-0.01%
66	06/01/2004	2026	93.9453%	0.0300%	93.9904%	0.9995	-.0451%	-0.05%
67	06/02/2004	2740	93.9281%	0.0300%	93.9905%	0.9993	-.0624%	-0.07%
68	06/02/2004	2424	93.9712%	0.0300%	93.9905%	0.9998	-.0193%	-0.02%
69	06/07/2004	2740	93.9242%	0.0300%	93.9905%	0.9993	-.0663%	-0.07%
70	06/07/2004	2026	93.9107%	0.0300%	93.9905%	0.9992	-.0798%	-0.08%
71	06/08/2004	2424	93.9801%	0.0300%	93.9906%	0.9999	-.0105%	-0.01%
72	06/10/2004	2424	93.9490%	0.0300%	93.9906%	0.9996	-.0416%	-0.04%
73	06/14/2004	2424	93.9889%	0.0400%	93.9906%	1.0000	-.0017%	0.00%
74	06/14/2004	2026	93.9524%	0.0300%	93.9906%	0.9996	-.0382%	-0.04%
75	06/15/2004	2740	93.9893%	0.0300%	93.9907%	1.0000	-.0014%	0.00%
76	06/21/2004	2740	93.9266%	0.0300%	93.9908%	0.9993	-.0642%	-0.07%
77	06/22/2004	2424	93.9884%	0.0300%	93.9908%	1.0000	-.0024%	0.00%
78	06/22/2004	2026	93.9864%	0.0300%	93.9908%	1.0000	-.0044%	0.00%
* 79	06/28/2004	2424	93.0362%	0.0300%	93.9909%	0.9898	-.9547%	-1.02%
80	06/28/2004	2026	93.9899%	0.0300%	93.9909%	1.0000	-.0010%	0.00%
81	06/29/2004	2740	93.9666%	0.0300%	93.9909%	0.9997	-.0243%	-0.03%
82	07/06/2004	2424	94.0704%	0.0300%	93.9910%	1.0008	0.0794%	0.08%
83	07/06/2004	2026	93.9764%	0.0300%	93.9910%	0.9998	-.0146%	-0.02%
84	07/07/2004	2740	93.8855%	0.0300%	93.9910%	0.9989	-.1055%	-0.11%
85	07/13/2004	2026	93.9476%	0.0300%	93.9911%	0.9995	-.0435%	-0.05%
86	07/13/2004	2424	93.9422%	0.0300%	93.9911%	0.9995	-.0489%	-0.05%
87	07/13/2004	2740	93.9198%	0.0300%	93.9911%	0.9992	-.0713%	-0.08%
88	07/19/2004	2424	93.9088%	0.0400%	93.9912%	0.9991	-.0824%	-0.09%
89	07/19/2004	2026	93.9026%	0.0300%	93.9912%	0.9991	-.0886%	-0.09%
90	07/20/2004	2740	93.9557%	0.0200%	93.9912%	0.9996	-.0355%	-0.04%
91	07/26/2004	2026	93.9195%	0.0300%	93.9913%	0.9992	-.0718%	-0.08%
92	07/27/2004	2424	94.0235%	0.0300%	93.9913%	1.0003	0.0322%	0.03%
93	07/27/2004	2740	93.9252%	0.0300%	93.9913%	0.9993	-.0661%	-0.07%
94	08/02/2004	2026	93.8932%	0.0300%	93.9914%	0.9990	-.0982%	-0.10%
95	08/02/2004	2740	93.9366%	0.0300%	93.9914%	0.9994	-.0548%	-0.06%
96	08/03/2004	2424	93.9850%	0.0300%	93.9914%	0.9999	-.0064%	-0.01%
97	08/03/2004	2740	93.9597%	0.0300%	93.9914%	0.9997	-.0317%	-0.03%
98	08/10/2004	2424	94.0428%	0.0300%	93.9915%	1.0005	0.0513%	0.05%

WEIGHT PERCENT 239-Pu DATA

Calendar Year 2004

142

Hanford: Calex 1

#	Date Measured	Instr. ID	239-Pu	Uncert. 1 STD	Accepted Weight %	Ratio M/A	Weight % Error	Percent Error
99	08/10/2004	2026	93.9610%	0.0300%	93.9915%	0.9997	-.0305%	-0.03%
100	08/11/2004	2740	93.8952%	0.0300%	93.9915%	0.9990	-.0963%	-0.10%
101	08/16/2004	2026	93.9431%	0.0300%	93.9916%	0.9995	-.0485%	-0.05%
102	08/17/2004	2740	93.9443%	0.0300%	93.9916%	0.9995	-.0473%	-0.05%
103	08/17/2004	2424	93.9973%	0.0400%	93.9916%	1.0001	0.0057%	0.01%
104	08/23/2004	2424	94.0206%	0.0300%	93.9917%	1.0003	0.0289%	0.03%
105	08/23/2004	2026	93.9961%	0.0300%	93.9917%	1.0000	0.0044%	0.00%
106	08/24/2004	2740	93.8597%	0.0400%	93.9917%	0.9986	-.1320%	-0.14%
107	08/30/2004	2026	93.9466%	0.0300%	93.9918%	0.9995	-.0452%	-0.05%
108	08/30/2004	2740	93.9862%	0.0300%	93.9918%	0.9999	-.0056%	-0.01%
109	08/31/2004	2424	94.0301%	0.0300%	93.9918%	1.0004	0.0383%	0.04%
110	09/01/2004	2740	93.9148%	0.0300%	93.9918%	0.9992	-.0770%	-0.08%
111	09/07/2004	2424	93.9788%	0.0400%	93.9919%	0.9999	-.0131%	-0.01%
112	09/07/2004	2740	93.9230%	0.0300%	93.9919%	0.9993	-.0689%	-0.07%
113	09/08/2004	2026	94.0109%	0.0300%	93.9919%	1.0002	0.0190%	0.02%
114	09/13/2004	2424	94.0335%	0.0400%	93.9920%	1.0004	0.0415%	0.04%
115	09/13/2004	2026	93.9450%	0.0300%	93.9920%	0.9995	-.0470%	-0.05%
116	09/14/2004	2740	93.9358%	0.0300%	93.9920%	0.9994	-.0562%	-0.06%
117	09/20/2004	2740	93.9373%	0.0300%	93.9921%	0.9994	-.0548%	-0.06%
118	09/21/2004	2424	93.9862%	0.0400%	93.9921%	0.9999	-.0059%	-0.01%
119	09/22/2004	2026	93.9816%	0.0300%	93.9921%	0.9999	-.0105%	-0.01%
120	09/27/2004	2026	93.9741%	0.0300%	93.9922%	0.9998	-.0181%	-0.02%
121	09/27/2004	2740	93.9608%	0.0300%	93.9922%	0.9997	-.0314%	-0.03%
122	09/28/2004	2424	93.9957%	0.0400%	93.9922%	1.0000	0.0035%	0.00%
123	10/18/2004	2740	93.9562%	0.0300%	93.9925%	0.9996	-.0363%	-0.04%
124	10/19/2004	2424	93.9630%	0.0400%	93.9926%	0.9997	-.0296%	-0.03%
125	10/25/2004	2740	93.8989%	0.0300%	93.9926%	0.9990	-.0937%	-0.10%
126	10/25/2004	2424	94.0270%	0.0300%	93.9926%	1.0004	0.0344%	0.04%
127	10/26/2004	2026	93.9806%	0.0300%	93.9927%	0.9999	-.0121%	-0.01%
128	11/01/2004	2424	93.9828%	0.0300%	93.9927%	0.9999	-.0099%	-0.01%
129	11/01/2004	2026	93.9607%	0.0300%	93.9927%	0.9997	-.0320%	-0.03%
130	11/02/2004	2740	93.9485%	0.0300%	93.9928%	0.9995	-.0443%	-0.05%
131	11/02/2004	2740	93.9485%	0.0300%	93.9928%	0.9995	-.0443%	-0.05%
132	11/08/2004	2740	93.9361%	0.0300%	93.9928%	0.9994	-.0567%	-0.06%
133	11/08/2004	2424	94.0469%	0.0300%	93.9928%	1.0006	0.0541%	0.06%
134	11/09/2004	2026	93.9239%	0.0300%	93.9929%	0.9993	-.0690%	-0.07%
135	11/15/2004	2424	93.9782%	0.0300%	93.9930%	0.9998	-.0148%	-0.02%
136	11/16/2004	2026	93.9551%	0.0300%	93.9930%	0.9996	-.0379%	-0.04%
137	11/17/2004	2740	93.9590%	0.0300%	93.9930%	0.9996	-.0340%	-0.04%
138	11/22/2004	2740	93.9061%	0.0300%	93.9931%	0.9991	-.0870%	-0.09%
139	12/06/2004	2424	93.9916%	0.0300%	93.9933%	1.0000	-.0017%	0.00%
140	12/06/2004	2026	93.9534%	0.0300%	93.9933%	0.9996	-.0399%	-0.04%
141	12/07/2004	2740	93.8989%	0.0300%	93.9933%	0.9990	-.0944%	-0.10%
142	12/13/2004	2424	93.9894%	0.0300%	93.9934%	1.0000	-.0040%	0.00%
143	12/13/2004	2026	93.9444%	0.0300%	93.9934%	0.9995	-.0490%	-0.05%
144	12/14/2004	2740	93.9268%	0.0300%	93.9934%	0.9993	-.0666%	-0.07%
145	12/20/2004	2026	93.9671%	0.0300%	93.9935%	0.9997	-.0264%	-0.03%
146	12/21/2004	2740	93.9936%	0.0300%	93.9935%	1.0000	0.0001%	0.00%
147	12/27/2004	2740	93.9645%	0.0300%	93.9936%	0.9997	-.0291%	-0.03%

WEIGHT PERCENT 239-Pu DATA

Calendar Year 2004

143

Hanford: Calex 1

#	Date Measured	Instr. ID	239-Pu	Uncert. 1 STD	Accepted Weight %	Ratio M/A	Weight % Error	Percent Error	
148	12/27/2004	2424	94.0153%	0.0400%	93.9936%	1.0002	0.0217%	0.02%	
							Mean Error:	-0.0296%	-0.03%
							Standard Deviation:	0.0391%	0.04%

* Statistical outliers, not included in graphs and tables.

WEIGHT PERCENT 239-Pu DATA

Calendar Year 2004

144

LLNL : Calex 1

#	Date Measured	Instr. ID	239-Pu	Uncert. 1 STD	Accepted Weight %	Ratio M/A	Weight % Error	Percent Error
1	01/05/2004	1	93.9787%	0.0300%	93.9882%	0.9999	-0.0095%	-0.01%
2	01/05/2004	3A	93.9706%	0.0200%	93.9882%	0.9998	-0.0176%	-0.02%
3	01/07/2004	2	94.0003%	0.0300%	93.9882%	1.0001	0.0121%	0.01%
4	01/12/2004	1	93.9990%	0.0200%	93.9883%	1.0001	0.0107%	0.01%
5	01/20/2004	1	94.0254%	0.0200%	93.9884%	1.0004	0.0370%	0.04%
6	01/20/2004	3A	93.9902%	0.0300%	93.9884%	1.0000	0.0018%	0.00%
7	01/21/2004	1	93.9584%	0.0200%	93.9884%	0.9997	-0.0300%	-0.03%
8	01/27/2004	3A	93.9712%	0.0200%	93.9885%	0.9998	-0.0173%	-0.02%
9	01/28/2004	2	94.0230%	0.0200%	93.9885%	1.0004	0.0345%	0.04%
10	01/30/2004	1	94.0069%	0.0200%	93.9886%	1.0002	0.0183%	0.02%
11	02/04/2004	1	94.0271%	0.0300%	93.9886%	1.0004	0.0385%	0.04%
12	02/10/2004	3A	94.0258%	0.0300%	93.9887%	1.0004	0.0371%	0.04%
13	02/11/2004	3A	94.0084%	0.0300%	93.9888%	1.0002	0.0196%	0.02%
14	02/13/2004	3A	93.9787%	0.0300%	93.9888%	0.9999	-0.0101%	-0.01%
15	02/25/2004	2	93.9794%	0.0300%	93.9890%	0.9999	-0.0096%	-0.01%
16	02/26/2004	2	93.9701%	0.0200%	93.9890%	0.9998	-0.0189%	-0.02%
17	02/26/2004	2	93.9704%	0.0300%	93.9890%	0.9998	-0.0186%	-0.02%
18	03/08/2004	3A	94.0197%	0.0300%	93.9892%	1.0003	0.0305%	0.03%
19	03/11/2004	3A	94.0356%	0.0300%	93.9892%	1.0005	0.0464%	0.05%
20	03/16/2004	1	94.0270%	0.0200%	93.9893%	1.0004	0.0377%	0.04%
21	03/22/2004	2	94.0129%	0.0300%	93.9894%	1.0003	0.0235%	0.03%
22	03/25/2004	2	93.9667%	0.0300%	93.9894%	0.9998	-0.0227%	-0.02%
23	03/26/2004	1	94.0128%	0.0200%	93.9894%	1.0002	0.0234%	0.02%
24	03/31/2004	2	94.0279%	0.0300%	93.9895%	1.0004	0.0384%	0.04%
25	04/07/2004	2	94.0236%	0.0200%	93.9896%	1.0004	0.0340%	0.04%
26	04/13/2004	1	94.0131%	0.0200%	93.9897%	1.0002	0.0234%	0.02%
27	04/14/2004	2	93.9951%	0.0200%	93.9897%	1.0001	0.0054%	0.01%
28	04/20/2004	2	93.9519%	0.0300%	93.9898%	0.9996	-0.0379%	-0.04%
29	04/22/2004	1	93.9479%	0.0200%	93.9898%	0.9996	-0.0419%	-0.04%
30	05/03/2004	3A	94.0003%	0.0300%	93.9900%	1.0001	0.0103%	0.01%
31	05/04/2004	3A	93.9834%	0.0300%	93.9900%	0.9999	-0.0066%	-0.01%
32	05/04/2004	3A	94.0188%	0.0300%	93.9900%	1.0003	0.0288%	0.03%
33	05/17/2004	2	94.0052%	0.0200%	93.9902%	1.0002	0.0150%	0.02%
34	05/20/2004	3A	93.9847%	0.0300%	93.9903%	0.9999	-0.0056%	-0.01%
35	05/21/2004	2	94.0146%	0.0300%	93.9903%	1.0003	0.0243%	0.03%
36	05/24/2004	1	93.9707%	0.0200%	93.9903%	0.9998	-0.0196%	-0.02%
37	05/26/2004	3A	94.0069%	0.0300%	93.9904%	1.0002	0.0165%	0.02%
38	06/02/2004	1	93.9980%	0.0200%	93.9905%	1.0001	0.0075%	0.01%
39	06/04/2004	3A	94.0219%	0.0300%	93.9905%	1.0003	0.0314%	0.03%
40	06/08/2004	3A	94.0028%	0.0300%	93.9906%	1.0001	0.0122%	0.01%
41	06/09/2004	2	93.9518%	0.0200%	93.9906%	0.9996	-0.0388%	-0.04%
42	06/14/2004	1	94.0168%	0.0200%	93.9906%	1.0003	0.0262%	0.03%
43	06/15/2004	3a	94.0014%	0.0300%	93.9907%	1.0001	0.0107%	0.01%
44	06/18/2004	1	94.0040%	0.0200%	93.9907%	1.0001	0.0133%	0.01%
45	06/22/2004	2	94.0185%	0.0300%	93.9908%	1.0003	0.0277%	0.03%
46	06/23/2004	1	94.0168%	0.0200%	93.9908%	1.0003	0.0260%	0.03%
47	06/29/2004	3a	93.9658%	0.0300%	93.9909%	0.9997	-0.0251%	-0.03%
48	07/02/2004	1	94.0189%	0.0200%	93.9909%	1.0003	0.0280%	0.03%
49	07/14/2004	2	94.0537%	0.0300%	93.9911%	1.0007	0.0626%	0.07%

WEIGHT PERCENT 239-Pu DATA

Calendar Year 2004

145

LLNL : Calex 1

#	Date Measured	Instr. ID	239-Pu	Uncert. 1 STD	Accepted Weight %	Ratio M/A	Weight % Error	Percent Error	
50	07/15/2004	1	93.9889%	0.0200%	93.9911%	1.0000	-.0022%	0.00%	
51	07/15/2004	3a	94.0280%	0.0300%	93.9911%	1.0004	0.0369%	0.04%	
52	07/19/2004	1	94.0203%	0.0200%	93.9912%	1.0003	0.0291%	0.03%	
53	08/03/2004	1	94.0357%	0.0200%	93.9914%	1.0005	0.0443%	0.05%	
54	08/09/2004	1	94.0207%	0.0200%	93.9915%	1.0003	0.0292%	0.03%	
55	08/11/2004	3a	93.9812%	0.0300%	93.9915%	0.9999	-.0103%	-0.01%	
56	08/16/2004	1	94.0071%	0.0200%	93.9916%	1.0002	0.0155%	0.02%	
57	08/16/2004	2	93.9870%	0.0200%	93.9916%	1.0000	-.0046%	0.00%	
58	08/17/2004	3a	93.9537%	0.0300%	93.9916%	0.9996	-.0379%	-0.04%	
59	09/07/2004	1	94.0079%	0.0200%	93.9919%	1.0002	0.0160%	0.02%	
60	09/10/2004	2	93.9976%	0.0200%	93.9920%	1.0001	0.0056%	0.01%	
61	09/14/2004	3a	93.9982%	0.0300%	93.9920%	1.0001	0.0062%	0.01%	
62	09/15/2004	1	93.9746%	0.0300%	93.9920%	0.9998	-.0174%	-0.02%	
63	09/21/2004	1	93.9957%	0.0200%	93.9921%	1.0000	0.0036%	0.00%	
64	09/29/2004	3a	94.0033%	0.0300%	93.9923%	1.0001	0.0110%	0.01%	
65	10/06/2004	1	94.0050%	0.0300%	93.9924%	1.0001	0.0126%	0.01%	
66	11/05/2004	2	94.0356%	0.0200%	93.9928%	1.0005	0.0428%	0.05%	
67	11/09/2004	3a	93.9890%	0.0200%	93.9929%	1.0000	-.0039%	0.00%	
68	11/10/2004	1	93.9708%	0.0300%	93.9929%	0.9998	-.0221%	-0.02%	
69	11/10/2004	3a	93.9980%	0.0300%	93.9929%	1.0001	0.0051%	0.01%	
70	11/16/2004	2	94.0229%	0.0300%	93.9930%	1.0003	0.0299%	0.03%	
71	11/17/2004	3a	93.9638%	0.0300%	93.9930%	0.9997	-.0292%	-0.03%	
72	11/29/2004	1	93.9803%	0.0200%	93.9932%	0.9999	-.0129%	-0.01%	
73	11/29/2004	3a	94.0268%	0.0300%	93.9932%	1.0004	0.0336%	0.04%	
74	12/07/2004	2	93.9878%	0.0300%	93.9933%	0.9999	-.0055%	-0.01%	
75	12/14/2004	1	94.0044%	0.0200%	93.9934%	1.0001	0.0110%	0.01%	
76	12/15/2004	3a	94.0205%	0.0300%	93.9934%	1.0003	0.0271%	0.03%	
							Mean Error:	0.0092%	0.01%
							Standard Deviation:	0.0237%	0.03%

* Statistical outliers, not included in graphs and tables.

WEIGHT PERCENT 239-Pu DATA

Calendar Year 2004

146

LLNL : Calex 2

#	Date Measured	Instr. ID	239-Pu	Uncert. 1 STD	Accepted Weight %	Ratio M/A	Weight % Error	Percent Error	
1	01/05/2004	3A	86.8138%	0.0000%	86.8374%	0.9997	-.0236%	-0.03%	
2	02/10/2004	1	86.8160%	0.0000%	86.8403%	0.9997	-.0243%	-0.03%	
3	03/11/2004	3A	86.6887%	0.0000%	86.8427%	0.9982	-.1540%	-0.18%	
4	05/03/2004	2	86.8476%	0.0000%	86.8470%	1.0000	0.0006%	0.00%	
5	06/04/2004	2	86.6746%	0.0000%	86.8495%	0.9980	-.1749%	-0.20%	
6	07/01/2004	2	86.7773%	0.0000%	86.8517%	0.9991	-.0744%	-0.09%	
7	08/03/2004	2	86.7262%	0.0000%	86.8543%	0.9985	-.1281%	-0.15%	
8	09/07/2004	2	86.7387%	0.0000%	86.8570%	0.9986	-.1183%	-0.14%	
9	10/11/2004	3A	86.7464%	0.0000%	86.8597%	0.9987	-.1133%	-0.13%	
10	11/03/2004	2	86.7486%	0.0000%	86.8615%	0.9987	-.1129%	-0.13%	
11	12/09/2004	2	86.7972%	0.0000%	86.8643%	0.9992	-.0671%	-0.08%	
							Mean Error:	-0.0900%	-0.10%
							Standard Deviation:	0.0569%	0.07%

* Statistical outliers, not included in graphs and tables.

WEIGHT PERCENT 239-Pu DATA

Calendar Year 2004

147

SRS : Calex 1

#	Date Measured	Instr. ID	239-Pu	Uncert. 1 STD	Accepted Weight %	Ratio M/A	Weight % Error	Percent Error
1	01/01/2004		93.9591%	0.0000%	93.9881%	0.9997	-.0290%	-0.03%
2	01/01/2004		93.8185%	0.0000%	93.9881%	0.9982	-.1697%	-0.18%
3	01/02/2004		93.9996%	0.0000%	93.9881%	1.0001	0.0114%	0.01%
4	01/03/2004		93.9704%	0.0000%	93.9882%	0.9998	-.0177%	-0.02%
5	01/03/2004		93.9067%	0.0000%	93.9882%	0.9991	-.0815%	-0.09%
6	01/04/2004		93.9317%	0.0000%	93.9882%	0.9994	-.0565%	-0.06%
7	01/05/2004		94.0137%	0.0000%	93.9882%	1.0003	0.0255%	0.03%
8	01/06/2004		94.0385%	0.0000%	93.9882%	1.0005	0.0503%	0.05%
9	01/06/2004		93.8622%	0.0000%	93.9882%	0.9987	-.1260%	-0.13%
10	01/06/2004		93.9803%	0.0000%	93.9882%	0.9999	-.0079%	-0.01%
11	01/07/2004		93.9206%	0.0000%	93.9882%	0.9993	-.0676%	-0.07%
12	01/08/2004		93.8595%	0.0000%	93.9882%	0.9986	-.1288%	-0.14%
13	01/08/2004		93.8807%	0.0000%	93.9882%	0.9989	-.1075%	-0.11%
14	01/09/2004		94.0146%	0.0000%	93.9882%	1.0003	0.0263%	0.03%
15	01/09/2004		94.1159%	0.0000%	93.9882%	1.0014	0.1277%	0.14%
16	01/10/2004		93.9753%	0.0000%	93.9883%	0.9999	-.0129%	-0.01%
17	01/10/2004		94.0366%	0.0000%	93.9883%	1.0005	0.0483%	0.05%
18	01/11/2004		94.0915%	0.0000%	93.9883%	1.0011	0.1032%	0.11%
19	01/11/2004		94.0408%	0.0000%	93.9883%	1.0006	0.0526%	0.06%
20	01/12/2004		94.0812%	0.0000%	93.9883%	1.0010	0.0929%	0.10%
21	01/13/2004		94.1382%	0.0000%	93.9883%	1.0016	0.1499%	0.16%
22	01/15/2004		93.7614%	0.0000%	93.9883%	0.9976	-.2269%	-0.24%
23	01/16/2004		94.0035%	0.0000%	93.9884%	1.0002	0.0151%	0.02%
24	01/17/2004		94.0506%	0.0000%	93.9884%	1.0007	0.0622%	0.07%
25	01/17/2004		93.9215%	0.0000%	93.9884%	0.9993	-.0669%	-0.07%
26	01/18/2004		94.0256%	0.0000%	93.9884%	1.0004	0.0372%	0.04%
27	01/18/2004		94.0394%	0.0000%	93.9884%	1.0005	0.0510%	0.05%
28	01/19/2004		93.7428%	0.0000%	93.9884%	0.9974	-.2456%	-0.26%
29	01/19/2004		94.0156%	0.0000%	93.9884%	1.0003	0.0272%	0.03%
30	01/19/2004		94.0398%	0.0000%	93.9884%	1.0005	0.0514%	0.05%
31	01/19/2004		94.0133%	0.0000%	93.9884%	1.0003	0.0249%	0.03%
32	01/20/2004		94.1766%	0.0000%	93.9884%	1.0020	0.1882%	0.20%
33	01/21/2004		93.8613%	0.0000%	93.9884%	0.9986	-.1271%	-0.14%
34	01/21/2004		94.2439%	0.0000%	93.9884%	1.0027	0.2555%	0.27%
35	01/22/2004		94.1049%	0.0000%	93.9884%	1.0012	0.1164%	0.12%
36	01/22/2004		94.0052%	0.0000%	93.9884%	1.0002	0.0167%	0.02%
37	01/23/2004		93.9711%	0.0000%	93.9885%	0.9998	-.0173%	-0.02%
38	01/23/2004		94.0654%	0.0000%	93.9885%	1.0008	0.0769%	0.08%
39	01/24/2004		93.6937%	0.0000%	93.9885%	0.9969	-.2948%	-0.31%
40	01/25/2004		93.8531%	0.0000%	93.9885%	0.9986	-.1354%	-0.14%
41	01/25/2004		93.9416%	0.0000%	93.9885%	0.9995	-.0469%	-0.05%
42	01/25/2004		93.8921%	0.0000%	93.9885%	0.9990	-.0964%	-0.10%
43	01/26/2004		94.1520%	0.0000%	93.9885%	1.0017	0.1635%	0.17%
44	01/27/2004		93.8845%	0.0000%	93.9885%	0.9989	-.1040%	-0.11%
45	01/27/2004		93.9687%	0.0000%	93.9885%	0.9998	-.0198%	-0.02%
46	01/27/2004		93.9970%	0.0000%	93.9885%	1.0001	0.0085%	0.01%
47	01/28/2004		94.0835%	0.0000%	93.9885%	1.0010	0.0950%	0.10%
48	01/29/2004		94.0035%	0.0000%	93.9886%	1.0002	0.0149%	0.02%
49	01/30/2004		93.9814%	0.0000%	93.9886%	0.9999	-.0071%	-0.01%

WEIGHT PERCENT 239-Pu DATA

Calendar Year 2004

148

SRS : Calex 1

#	Date Measured	Instr. ID	239-Pu	Uncert. 1 STD	Accepted Weight %	Ratio M/A	Weight % Error	Percent Error
50	01/30/2004		94.0215%	0.0000%	93.9886%	1.0004	0.0329%	0.04%
51	02/02/2004		93.9171%	0.0000%	93.9886%	0.9992	-.0715%	-0.08%
52	02/03/2004		94.0820%	0.0000%	93.9886%	1.0010	0.0933%	0.10%
53	02/06/2004		94.2232%	0.0000%	93.9887%	1.0025	0.2345%	0.25%
54	02/06/2004		94.0966%	0.0000%	93.9887%	1.0011	0.1079%	0.11%
55	02/07/2004		94.0262%	0.0000%	93.9887%	1.0004	0.0375%	0.04%
56	02/07/2004		93.8529%	0.0000%	93.9887%	0.9986	-.1358%	-0.14%
57	02/07/2004		94.0241%	0.0000%	93.9887%	1.0004	0.0354%	0.04%
58	02/08/2004		94.1869%	0.0000%	93.9887%	1.0021	0.1982%	0.21%
59	02/08/2004		94.1161%	0.0000%	93.9887%	1.0014	0.1274%	0.14%
60	02/08/2004		93.9383%	0.0000%	93.9887%	0.9995	-.0504%	-0.05%
61	02/08/2004		94.1869%	0.0000%	93.9887%	1.0021	0.1982%	0.21%
62	02/09/2004		94.1707%	0.0000%	93.9887%	1.0019	0.1820%	0.19%
63	02/09/2004		93.8935%	0.0000%	93.9887%	0.9990	-.0953%	-0.10%
64	02/10/2004		93.9059%	0.0000%	93.9887%	0.9991	-.0829%	-0.09%
65	02/10/2004		94.0048%	0.0000%	93.9887%	1.0002	0.0161%	0.02%
66	02/11/2004		93.9188%	0.0000%	93.9888%	0.9993	-.0700%	-0.07%
67	02/16/2004		93.9279%	0.0000%	93.9888%	0.9994	-.0610%	-0.06%
68	02/16/2004		94.0267%	0.0000%	93.9888%	1.0004	0.0378%	0.04%
69	02/18/2004		93.8640%	0.0000%	93.9889%	0.9987	-.1249%	-0.13%
70	02/19/2004		94.0140%	0.0000%	93.9889%	1.0003	0.0252%	0.03%
71	02/29/2004		93.9868%	0.0000%	93.9890%	1.0000	-.0023%	0.00%
72	03/01/2004		93.8004%	0.0000%	93.9890%	0.9980	-.1886%	-0.20%
73	03/01/2004		93.9165%	0.0000%	93.9890%	0.9992	-.0726%	-0.08%
74	03/02/2004		93.9081%	0.0000%	93.9891%	0.9991	-.0810%	-0.09%
75	03/03/2004		93.9279%	0.0000%	93.9891%	0.9993	-.0612%	-0.07%
76	03/03/2004		93.8785%	0.0000%	93.9891%	0.9988	-.1106%	-0.12%
77	03/03/2004		94.0964%	0.0000%	93.9891%	1.0011	0.1073%	0.11%
78	03/04/2004		93.8410%	0.0000%	93.9891%	0.9984	-.1481%	-0.16%
79	03/05/2004		93.9046%	0.0000%	93.9891%	0.9991	-.0845%	-0.09%
80	03/06/2004		93.9022%	0.0000%	93.9891%	0.9991	-.0869%	-0.09%
81	03/06/2004		94.1531%	0.0000%	93.9891%	1.0017	0.1640%	0.17%
82	03/06/2004		93.9315%	0.0000%	93.9891%	0.9994	-.0576%	-0.06%
83	03/07/2004		94.1170%	0.0000%	93.9891%	1.0014	0.1278%	0.14%
84	03/07/2004		93.9848%	0.0000%	93.9891%	1.0000	-.0043%	0.00%
85	03/08/2004		94.0065%	0.0000%	93.9892%	1.0002	0.0174%	0.02%
86	03/09/2004		93.9663%	0.0000%	93.9892%	0.9998	-.0229%	-0.02%
87	03/10/2004		94.0760%	0.0000%	93.9892%	1.0009	0.0868%	0.09%
88	03/11/2004		93.9561%	0.0000%	93.9892%	0.9996	-.0331%	-0.04%
89	03/13/2004		93.9723%	0.0000%	93.9892%	0.9998	-.0169%	-0.02%
90	03/13/2004		93.9407%	0.0000%	93.9892%	0.9995	-.0486%	-0.05%
91	03/19/2004		93.8601%	0.0000%	93.9893%	0.9986	-.1293%	-0.14%
92	03/20/2004		94.1468%	0.0000%	93.9893%	1.0017	0.1575%	0.17%
93	03/21/2004		94.1024%	0.0000%	93.9894%	1.0012	0.1131%	0.12%
94	03/21/2004		93.9191%	0.0000%	93.9894%	0.9993	-.0702%	-0.07%
95	03/23/2004		94.1219%	0.0000%	93.9894%	1.0014	0.1325%	0.14%
96	03/24/2004		93.9054%	0.0000%	93.9894%	0.9991	-.0840%	-0.09%
97	03/25/2004		94.2231%	0.0000%	93.9894%	1.0025	0.2337%	0.25%
98	03/26/2004		94.0137%	0.0000%	93.9894%	1.0003	0.0243%	0.03%

WEIGHT PERCENT 239-Pu DATA

Calendar Year 2004

149

SRS : Calex 1

#	Date Measured	Instr. ID	239-Pu	Uncert. 1 STD	Accepted Weight %	Ratio M/A	Weight % Error	Percent Error
99	03/26/2004		94.0105%	0.0000%	93.9894%	1.0002	0.0211%	0.02%
100	03/27/2004		94.0360%	0.0000%	93.9894%	1.0005	0.0465%	0.05%
101	03/27/2004		94.0006%	0.0000%	93.9894%	1.0001	0.0111%	0.01%
102	03/27/2004		94.1853%	0.0000%	93.9894%	1.0021	0.1958%	0.21%
103	03/28/2004		93.8980%	0.0000%	93.9895%	0.9990	-.0915%	-0.10%
104	04/03/2004		93.9666%	0.0000%	93.9895%	0.9998	-.0230%	-0.02%
105	04/05/2004		94.2205%	0.0000%	93.9896%	1.0025	0.2309%	0.25%
106	04/05/2004		93.9270%	0.0000%	93.9896%	0.9993	-.0626%	-0.07%
107	04/07/2004		94.0893%	0.0000%	93.9896%	1.0011	0.0997%	0.11%
108	04/08/2004		94.1299%	0.0000%	93.9896%	1.0015	0.1403%	0.15%
109	04/09/2004		93.9465%	0.0000%	93.9896%	0.9995	-.0432%	-0.05%
110	04/09/2004		94.1112%	0.0000%	93.9896%	1.0013	0.1215%	0.13%
111	04/10/2004		94.1541%	0.0000%	93.9897%	1.0017	0.1644%	0.17%
112	04/10/2004		94.2002%	0.0000%	93.9897%	1.0022	0.2105%	0.22%
113	04/15/2004		94.2738%	0.0000%	93.9897%	1.0030	0.2841%	0.30%
114	04/16/2004		93.9005%	0.0000%	93.9897%	0.9991	-.0892%	-0.09%
115	04/16/2004		94.0332%	0.0000%	93.9897%	1.0005	0.0435%	0.05%
116	04/16/2004		93.8331%	0.0000%	93.9897%	0.9983	-.1567%	-0.17%
117	04/17/2004		94.0184%	0.0000%	93.9898%	1.0003	0.0286%	0.03%
118	04/17/2004		94.0461%	0.0000%	93.9898%	1.0006	0.0563%	0.06%
119	04/18/2004		93.9308%	0.0000%	93.9898%	0.9994	-.0590%	-0.06%
120	04/18/2004		93.9728%	0.0000%	93.9898%	0.9998	-.0169%	-0.02%
121	04/20/2004		93.7586%	0.0000%	93.9898%	0.9975	-.2312%	-0.25%
122	04/21/2004		94.0867%	0.0000%	93.9898%	1.0010	0.0969%	0.10%
123	04/21/2004		93.9282%	0.0000%	93.9898%	0.9993	-.0617%	-0.07%
124	04/22/2004		93.9235%	0.0000%	93.9898%	0.9993	-.0664%	-0.07%
125	04/22/2004		94.0668%	0.0000%	93.9898%	1.0008	0.0769%	0.08%
126	04/23/2004		94.1342%	0.0000%	93.9899%	1.0015	0.1443%	0.15%
127	04/23/2004		93.7928%	0.0000%	93.9899%	0.9979	-.1971%	-0.21%
128	04/23/2004		93.9336%	0.0000%	93.9899%	0.9994	-.0563%	-0.06%
129	04/25/2004		94.0343%	0.0000%	93.9899%	1.0005	0.0444%	0.05%
130	04/27/2004		94.0159%	0.0000%	93.9899%	1.0003	0.0260%	0.03%
131	04/28/2004		94.1034%	0.0000%	93.9899%	1.0012	0.1135%	0.12%
132	04/28/2004		93.9387%	0.0000%	93.9899%	0.9995	-.0513%	-0.05%
133	04/29/2004		94.1144%	0.0000%	93.9899%	1.0013	0.1245%	0.13%
134	04/29/2004		93.9751%	0.0000%	93.9899%	0.9998	-.0148%	-0.02%
135	05/17/2004		93.9799%	0.0000%	93.9902%	0.9999	-.0103%	-0.01%
136	05/18/2004		94.2882%	0.0000%	93.9902%	1.0032	0.2980%	0.32%
137	05/18/2004		93.8406%	0.0000%	93.9902%	0.9984	-.1496%	-0.16%
138	05/19/2004		94.1143%	0.0000%	93.9903%	1.0013	0.1241%	0.13%
139	05/25/2004		94.0325%	0.0000%	93.9903%	1.0004	0.0422%	0.04%
140	05/27/2004		93.8694%	0.0000%	93.9904%	0.9987	-.1210%	-0.13%
141	05/28/2004		93.8009%	0.0000%	93.9904%	0.9980	-.1895%	-0.20%
142	05/29/2004		93.9524%	0.0000%	93.9904%	0.9996	-.0380%	-0.04%
143	05/29/2004		94.1248%	0.0000%	93.9904%	1.0014	0.1344%	0.14%
144	05/30/2004		93.9984%	0.0000%	93.9904%	1.0001	0.0080%	0.01%
145	05/30/2004		94.0024%	0.0000%	93.9904%	1.0001	0.0120%	0.01%
146	05/30/2004		93.9611%	0.0000%	93.9904%	0.9997	-.0293%	-0.03%
147	05/31/2004		93.9957%	0.0000%	93.9904%	1.0001	0.0053%	0.01%

WEIGHT PERCENT 239-Pu DATA

Calendar Year 2004

150

SRS : Calex 1

#	Date Measured	Instr. ID	239-Pu	Uncert. 1 STD	Accepted Weight %	Ratio M/A	Weight % Error	Percent Error
148	05/31/2004		94.1249%	0.0000%	93.9904%	1.0014	0.1345%	0.14%
149	05/31/2004		93.9403%	0.0000%	93.9904%	0.9995	-.0501%	-0.05%
150	05/31/2004		93.9025%	0.0000%	93.9904%	0.9991	-.0879%	-0.09%
151	06/03/2004		94.0395%	0.0000%	93.9905%	1.0005	0.0491%	0.05%
152	06/04/2004		94.0898%	0.0000%	93.9905%	1.0011	0.0993%	0.11%
153	06/05/2004		94.0358%	0.0000%	93.9905%	1.0005	0.0453%	0.05%
154	06/05/2004		94.0946%	0.0000%	93.9905%	1.0011	0.1041%	0.11%
155	06/05/2004		94.0451%	0.0000%	93.9905%	1.0006	0.0546%	0.06%
156	06/06/2004		94.0139%	0.0000%	93.9905%	1.0002	0.0234%	0.02%
157	06/06/2004		94.0056%	0.0000%	93.9905%	1.0002	0.0150%	0.02%
158	06/07/2004		94.0194%	0.0000%	93.9905%	1.0003	0.0288%	0.03%
159	06/08/2004		93.9565%	0.0000%	93.9906%	0.9996	-.0341%	-0.04%
160	06/12/2004		93.9647%	0.0000%	93.9906%	0.9997	-.0259%	-0.03%
161	06/12/2004		94.2572%	0.0000%	93.9906%	1.0028	0.2666%	0.28%
162	06/13/2004		94.0344%	0.0000%	93.9906%	1.0005	0.0438%	0.05%
163	06/16/2004		94.0545%	0.0000%	93.9907%	1.0007	0.0639%	0.07%
164	06/17/2004		93.9813%	0.0000%	93.9907%	0.9999	-.0094%	-0.01%
165	06/22/2004		94.1270%	0.0000%	93.9908%	1.0014	0.1362%	0.14%
166	06/22/2004		94.0272%	0.0000%	93.9908%	1.0004	0.0364%	0.04%
167	06/23/2004		94.0026%	0.0000%	93.9908%	1.0001	0.0119%	0.01%
168	06/24/2004		94.0050%	0.0000%	93.9908%	1.0002	0.0142%	0.02%
169	06/24/2004		94.2468%	0.0000%	93.9908%	1.0027	0.2560%	0.27%
170	06/25/2004		93.9309%	0.0000%	93.9908%	0.9994	-.0599%	-0.06%
171	06/25/2004		94.1313%	0.0000%	93.9908%	1.0015	0.1405%	0.15%
172	06/26/2004		93.8729%	0.0000%	93.9908%	0.9987	-.1180%	-0.13%
173	06/26/2004		93.9925%	0.0000%	93.9908%	1.0000	0.0017%	0.00%
174	06/27/2004		93.9324%	0.0000%	93.9908%	0.9994	-.0585%	-0.06%
175	06/28/2004		93.9683%	0.0000%	93.9909%	0.9998	-.0225%	-0.02%
176	07/01/2004		93.8703%	0.0000%	93.9909%	0.9987	-.1206%	-0.13%
177	07/02/2004		94.0523%	0.0000%	93.9909%	1.0007	0.0614%	0.07%
178	07/02/2004		94.1343%	0.0000%	93.9909%	1.0015	0.1434%	0.15%
179	07/03/2004		93.9651%	0.0000%	93.9909%	0.9997	-.0259%	-0.03%
180	07/04/2004		93.8731%	0.0000%	93.9909%	0.9987	-.1178%	-0.13%
181	07/05/2004		93.9772%	0.0000%	93.9910%	0.9999	-.0138%	-0.01%
182	07/06/2004		94.1112%	0.0000%	93.9910%	1.0013	0.1202%	0.13%
183	07/07/2004		94.0737%	0.0000%	93.9910%	1.0009	0.0827%	0.09%
184	07/08/2004		94.1219%	0.0000%	93.9910%	1.0014	0.1309%	0.14%
185	07/08/2004		94.0307%	0.0000%	93.9910%	1.0004	0.0397%	0.04%
186	07/09/2004		94.0391%	0.0000%	93.9910%	1.0005	0.0481%	0.05%
187	07/09/2004		93.8962%	0.0000%	93.9910%	0.9990	-.0948%	-0.10%
188	07/09/2004		94.0849%	0.0000%	93.9910%	1.0010	0.0939%	0.10%
189	07/10/2004		94.0624%	0.0000%	93.9910%	1.0008	0.0714%	0.08%
190	07/11/2004		94.0568%	0.0000%	93.9911%	1.0007	0.0657%	0.07%
191	07/11/2004		93.9328%	0.0000%	93.9911%	0.9994	-.0582%	-0.06%
192	07/12/2004		94.1444%	0.0000%	93.9911%	1.0016	0.1533%	0.16%
193	07/12/2004		93.9649%	0.0000%	93.9911%	0.9997	-.0262%	-0.03%
194	07/12/2004		94.0064%	0.0000%	93.9911%	1.0002	0.0154%	0.02%
195	07/13/2004		94.0799%	0.0000%	93.9911%	1.0009	0.0888%	0.09%
196	07/13/2004		94.0010%	0.0000%	93.9911%	1.0001	0.0100%	0.01%

WEIGHT PERCENT 239-Pu DATA

Calendar Year 2004

151

SRS : Calex 1

#	Date Measured	Instr. ID	239-Pu	Uncert. 1 STD	Accepted Weight %	Ratio M/A	Weight % Error	Percent Error
197	07/14/2004		94.0138%	0.0000%	93.9911%	1.0002	0.0227%	0.02%
198	07/14/2004		94.0357%	0.0000%	93.9911%	1.0005	0.0446%	0.05%
199	07/15/2004		93.9860%	0.0000%	93.9911%	0.9999	-.0052%	-0.01%
200	07/16/2004		93.9729%	0.0000%	93.9911%	0.9998	-.0182%	-0.02%
201	07/16/2004		94.0687%	0.0000%	93.9911%	1.0008	0.0776%	0.08%
202	07/16/2004		93.8808%	0.0000%	93.9911%	0.9988	-.1103%	-0.12%
203	07/17/2004		94.0330%	0.0000%	93.9911%	1.0004	0.0419%	0.04%
204	07/17/2004		94.1784%	0.0000%	93.9911%	1.0020	0.1872%	0.20%
205	07/19/2004		93.9881%	0.0000%	93.9912%	1.0000	-.0031%	0.00%
206	07/20/2004		93.8493%	0.0000%	93.9912%	0.9985	-.1419%	-0.15%
207	07/22/2004		93.9271%	0.0000%	93.9912%	0.9993	-.0641%	-0.07%
208	07/22/2004		94.1503%	0.0000%	93.9912%	1.0017	0.1590%	0.17%
209	07/22/2004		93.9417%	0.0000%	93.9912%	0.9995	-.0495%	-0.05%
210	07/23/2004		94.2065%	0.0000%	93.9912%	1.0023	0.2153%	0.23%
211	07/23/2004		94.1101%	0.0000%	93.9912%	1.0013	0.1189%	0.13%
212	07/24/2004		94.1307%	0.0000%	93.9912%	1.0015	0.1394%	0.15%
213	07/24/2004		94.1458%	0.0000%	93.9912%	1.0016	0.1545%	0.16%
214	07/25/2004		93.9794%	0.0000%	93.9913%	0.9999	-.0119%	-0.01%
215	07/26/2004		94.1106%	0.0000%	93.9913%	1.0013	0.1193%	0.13%
216	07/27/2004		93.9377%	0.0000%	93.9913%	0.9994	-.0536%	-0.06%
217	07/28/2004		93.9481%	0.0000%	93.9913%	0.9995	-.0432%	-0.05%
218	07/28/2004		94.0540%	0.0000%	93.9913%	1.0007	0.0627%	0.07%
219	07/28/2004		94.2066%	0.0000%	93.9913%	1.0023	0.2153%	0.23%
220	07/29/2004		93.9311%	0.0000%	93.9913%	0.9994	-.0602%	-0.06%
221	07/30/2004		94.2431%	0.0000%	93.9913%	1.0027	0.2518%	0.27%
222	07/30/2004		93.8743%	0.0000%	93.9913%	0.9988	-.1170%	-0.12%
223	07/31/2004		93.9936%	0.0000%	93.9914%	1.0000	0.0022%	0.00%
224	07/31/2004		93.9794%	0.0000%	93.9914%	0.9999	-.0119%	-0.01%
225	08/04/2004		94.0212%	0.0000%	93.9914%	1.0003	0.0298%	0.03%
226	08/05/2004		94.2016%	0.0000%	93.9914%	1.0022	0.2102%	0.22%
227	08/05/2004		94.1191%	0.0000%	93.9914%	1.0014	0.1277%	0.14%
228	08/05/2004		93.9901%	0.0000%	93.9914%	1.0000	-.0013%	0.00%
229	08/05/2004		94.1182%	0.0000%	93.9914%	1.0013	0.1268%	0.13%
230	08/06/2004		93.9963%	0.0000%	93.9914%	1.0001	0.0048%	0.01%
231	08/06/2004		94.2102%	0.0000%	93.9914%	1.0023	0.2188%	0.23%
232	08/07/2004		94.2110%	0.0000%	93.9915%	1.0023	0.2195%	0.23%
233	08/08/2004		94.1692%	0.0000%	93.9915%	1.0019	0.1777%	0.19%
234	08/08/2004		94.0598%	0.0000%	93.9915%	1.0007	0.0683%	0.07%
235	08/31/2004		93.9170%	0.0000%	93.9918%	0.9992	-.0748%	-0.08%
236	09/02/2004		93.9656%	0.0000%	93.9918%	0.9997	-.0263%	-0.03%
237	09/02/2004		94.2385%	0.0000%	93.9918%	1.0026	0.2467%	0.26%
238	09/03/2004		94.0383%	0.0000%	93.9919%	1.0005	0.0465%	0.05%
239	09/04/2004		93.9851%	0.0000%	93.9919%	0.9999	-.0068%	-0.01%
240	09/04/2004		94.0729%	0.0000%	93.9919%	1.0009	0.0810%	0.09%
241	09/05/2004		94.1080%	0.0000%	93.9919%	1.0012	0.1161%	0.12%
242	09/06/2004		94.0461%	0.0000%	93.9919%	1.0006	0.0542%	0.06%
243	09/06/2004		93.9910%	0.0000%	93.9919%	1.0000	-.0009%	0.00%
244	09/06/2004		94.0662%	0.0000%	93.9919%	1.0008	0.0743%	0.08%
245	09/07/2004		94.1040%	0.0000%	93.9919%	1.0012	0.1121%	0.12%

WEIGHT PERCENT 239-Pu DATA

Calendar Year 2004

152

SRS : Calex 1

#	Date Measured	Instr. ID	239-Pu	Uncert. 1 STD	Accepted Weight %	Ratio M/A	Weight % Error	Percent Error
246	09/07/2004		94.1017%	0.0000%	93.9919%	1.0012	0.1097%	0.12%
247	09/08/2004		94.0638%	0.0000%	93.9919%	1.0008	0.0718%	0.08%
248	09/08/2004		93.9038%	0.0000%	93.9919%	0.9991	-.0882%	-0.09%
249	09/12/2004		94.0585%	0.0000%	93.9920%	1.0007	0.0665%	0.07%
250	09/13/2004		94.0787%	0.0000%	93.9920%	1.0009	0.0866%	0.09%
251	09/13/2004		94.0943%	0.0000%	93.9920%	1.0011	0.1023%	0.11%
252	09/14/2004		94.1285%	0.0000%	93.9920%	1.0015	0.1365%	0.15%
253	09/15/2004		94.0391%	0.0000%	93.9920%	1.0005	0.0471%	0.05%
254	09/16/2004		94.1276%	0.0000%	93.9921%	1.0014	0.1355%	0.14%
255	09/16/2004		93.8960%	0.0000%	93.9921%	0.9990	-.0960%	-0.10%
256	09/16/2004		93.9610%	0.0000%	93.9921%	0.9997	-.0310%	-0.03%
257	09/17/2004		94.0776%	0.0000%	93.9921%	1.0009	0.0855%	0.09%
258	09/17/2004		94.1722%	0.0000%	93.9921%	1.0019	0.1801%	0.19%
259	09/18/2004		93.9250%	0.0000%	93.9921%	0.9993	-.0671%	-0.07%
260	09/18/2004		93.9157%	0.0000%	93.9921%	0.9992	-.0764%	-0.08%
261	09/19/2004		93.8862%	0.0000%	93.9921%	0.9989	-.1059%	-0.11%
262	09/19/2004		94.0108%	0.0000%	93.9921%	1.0002	0.0186%	0.02%
263	09/25/2004		94.1002%	0.0000%	93.9922%	1.0011	0.1080%	0.11%
264	09/25/2004		94.1180%	0.0000%	93.9922%	1.0013	0.1258%	0.13%
265	09/25/2004		94.0987%	0.0000%	93.9922%	1.0011	0.1065%	0.11%
266	09/26/2004		94.1268%	0.0000%	93.9922%	1.0014	0.1346%	0.14%
267	09/26/2004		94.2265%	0.0000%	93.9922%	1.0025	0.2343%	0.25%
268	09/27/2004		94.0818%	0.0000%	93.9922%	1.0010	0.0896%	0.10%
269	09/28/2004		93.9942%	0.0000%	93.9922%	1.0000	0.0020%	0.00%
270	09/29/2004		93.9650%	0.0000%	93.9923%	0.9997	-.0272%	-0.03%
271	09/30/2004		94.1185%	0.0000%	93.9923%	1.0013	0.1263%	0.13%
272	10/01/2004		94.1544%	0.0000%	93.9923%	1.0017	0.1621%	0.17%
273	10/01/2004		94.1771%	0.0000%	93.9923%	1.0020	0.1848%	0.20%
274	10/08/2004		94.1828%	0.0000%	93.9924%	1.0020	0.1905%	0.20%
275	10/09/2004		94.1482%	0.0000%	93.9924%	1.0017	0.1558%	0.17%
276	10/10/2004		94.0883%	0.0000%	93.9924%	1.0010	0.0958%	0.10%
277	10/10/2004		93.9360%	0.0000%	93.9924%	0.9994	-.0564%	-0.06%
278	10/11/2004		94.1083%	0.0000%	93.9924%	1.0012	0.1159%	0.12%
279	10/12/2004		94.1895%	0.0000%	93.9924%	1.0021	0.1971%	0.21%
280	10/13/2004		93.8537%	0.0000%	93.9925%	0.9985	-.1388%	-0.15%
281	10/13/2004		93.8666%	0.0000%	93.9925%	0.9987	-.1258%	-0.13%
282	10/13/2004		94.2124%	0.0000%	93.9925%	1.0023	0.2199%	0.23%
283	10/14/2004		94.1585%	0.0000%	93.9925%	1.0018	0.1660%	0.18%
284	10/14/2004		94.1439%	0.0000%	93.9925%	1.0016	0.1515%	0.16%
285	10/16/2004		94.1328%	0.0000%	93.9925%	1.0015	0.1402%	0.15%
286	10/16/2004		94.2434%	0.0000%	93.9925%	1.0027	0.2509%	0.27%
287	10/16/2004		94.0137%	0.0000%	93.9925%	1.0002	0.0212%	0.02%
288	10/17/2004		93.9896%	0.0000%	93.9925%	1.0000	-.0029%	0.00%
289	10/17/2004		94.1276%	0.0000%	93.9925%	1.0014	0.1351%	0.14%
290	10/18/2004		94.1201%	0.0000%	93.9925%	1.0014	0.1276%	0.14%
291	10/18/2004		94.1251%	0.0000%	93.9925%	1.0014	0.1326%	0.14%
292	10/21/2004		94.0881%	0.0000%	93.9926%	1.0010	0.0955%	0.10%
293	10/22/2004		94.1227%	0.0000%	93.9926%	1.0014	0.1301%	0.14%
294	10/22/2004		93.9927%	0.0000%	93.9926%	1.0000	0.0001%	0.00%

WEIGHT PERCENT 239-Pu DATA

Calendar Year 2004

153

SRS : Calex 1

#	Date Measured	Instr. ID	239-Pu	Uncert. 1 STD	Accepted Weight %	Ratio M/A	Weight % Error	Percent Error
295	10/23/2004		94.2950%	0.0000%	93.9926%	1.0032	0.3023%	0.32%
296	10/24/2004		93.9977%	0.0000%	93.9926%	1.0001	0.0051%	0.01%
297	10/24/2004		94.1366%	0.0000%	93.9926%	1.0015	0.1439%	0.15%
298	10/24/2004		94.0036%	0.0000%	93.9926%	1.0001	0.0110%	0.01%
299	10/25/2004		94.1976%	0.0000%	93.9926%	1.0022	0.2050%	0.22%
300	10/25/2004		94.2410%	0.0000%	93.9926%	1.0026	0.2483%	0.26%
301	10/26/2004		94.0758%	0.0000%	93.9927%	1.0009	0.0831%	0.09%
302	10/26/2004		93.9950%	0.0000%	93.9927%	1.0000	0.0024%	0.00%
303	10/26/2004		94.1001%	0.0000%	93.9927%	1.0011	0.1074%	0.11%
304	10/27/2004		94.0174%	0.0000%	93.9927%	1.0003	0.0248%	0.03%
305	10/28/2004		94.1365%	0.0000%	93.9927%	1.0015	0.1438%	0.15%
306	10/29/2004		94.0761%	0.0000%	93.9927%	1.0009	0.0834%	0.09%
307	10/29/2004		94.0244%	0.0000%	93.9927%	1.0003	0.0317%	0.03%
308	10/30/2004		94.1779%	0.0000%	93.9927%	1.0020	0.1852%	0.20%
309	10/30/2004		93.9731%	0.0000%	93.9927%	0.9998	-0.196%	-0.02%
310	10/30/2004		94.1893%	0.0000%	93.9927%	1.0021	0.1966%	0.21%
311	10/31/2004		94.0752%	0.0000%	93.9927%	1.0009	0.0824%	0.09%
312	10/31/2004		93.9173%	0.0000%	93.9927%	0.9992	-0.754%	-0.08%
313	11/01/2004		94.0008%	0.0000%	93.9927%	1.0001	0.0081%	0.01%
314	11/01/2004		94.0055%	0.0000%	93.9927%	1.0001	0.0128%	0.01%
315	11/03/2004		94.0788%	0.0000%	93.9928%	1.0009	0.0861%	0.09%
316	11/03/2004		94.2580%	0.0000%	93.9928%	1.0028	0.2652%	0.28%
317	11/03/2004		94.2523%	0.0000%	93.9928%	1.0028	0.2595%	0.28%
318	11/04/2004		94.1538%	0.0000%	93.9928%	1.0017	0.1611%	0.17%
319	11/04/2004		93.9376%	0.0000%	93.9928%	0.9994	-0.0552%	-0.06%
320	11/05/2004		93.9800%	0.0000%	93.9928%	0.9999	-0.128%	-0.01%
321	11/05/2004		94.1427%	0.0000%	93.9928%	1.0016	0.1499%	0.16%
322	11/06/2004		94.0642%	0.0000%	93.9928%	1.0008	0.0714%	0.08%
323	11/06/2004		93.8212%	0.0000%	93.9928%	0.9982	-1.716%	-0.18%
324	11/06/2004		94.0552%	0.0000%	93.9928%	1.0007	0.0624%	0.07%
325	11/06/2004		94.1456%	0.0000%	93.9928%	1.0016	0.1527%	0.16%
326	11/07/2004		94.1232%	0.0000%	93.9928%	1.0014	0.1304%	0.14%
327	11/08/2004		94.0637%	0.0000%	93.9928%	1.0008	0.0708%	0.08%
328	11/08/2004		94.1424%	0.0000%	93.9928%	1.0016	0.1496%	0.16%
329	11/08/2004		94.0348%	0.0000%	93.9928%	1.0004	0.0419%	0.04%
330	11/08/2004		94.0231%	0.0000%	93.9928%	1.0003	0.0303%	0.03%
331	11/09/2004		94.0709%	0.0000%	93.9929%	1.0008	0.0781%	0.08%
332	11/09/2004		94.1410%	0.0000%	93.9929%	1.0016	0.1481%	0.16%
333	11/10/2004		94.0136%	0.0000%	93.9929%	1.0002	0.0208%	0.02%
334	11/10/2004		93.9844%	0.0000%	93.9929%	0.9999	-0.0084%	-0.01%
335	11/10/2004		94.1571%	0.0000%	93.9929%	1.0017	0.1643%	0.17%
336	11/10/2004		94.1519%	0.0000%	93.9929%	1.0017	0.1590%	0.17%
337	11/11/2004		94.1469%	0.0000%	93.9929%	1.0016	0.1540%	0.16%
338	11/13/2004		94.1460%	0.0000%	93.9929%	1.0016	0.1531%	0.16%
339	11/13/2004		94.0898%	0.0000%	93.9929%	1.0010	0.0968%	0.10%
340	11/14/2004		94.1334%	0.0000%	93.9929%	1.0015	0.1405%	0.15%
341	11/14/2004		94.0113%	0.0000%	93.9929%	1.0002	0.0184%	0.02%
342	11/14/2004		94.2479%	0.0000%	93.9929%	1.0027	0.2549%	0.27%
343	11/15/2004		94.1658%	0.0000%	93.9930%	1.0018	0.1728%	0.18%

WEIGHT PERCENT 239-Pu DATA

Calendar Year 2004

154

SRS : Calex 1

#	Date Measured	Instr. ID	239-Pu	Uncert. 1 STD	Accepted Weight %	Ratio M/A	Weight % Error	Percent Error
344	11/16/2004		94.0819%	0.0000%	93.9930%	1.0009	0.0890%	0.09%
345	11/17/2004		94.0399%	0.0000%	93.9930%	1.0005	0.0469%	0.05%
346	11/17/2004		94.2168%	0.0000%	93.9930%	1.0024	0.2238%	0.24%
347	11/18/2004		94.1027%	0.0000%	93.9930%	1.0012	0.1097%	0.12%
348	11/18/2004		94.0437%	0.0000%	93.9930%	1.0005	0.0507%	0.05%
349	11/19/2004		93.9294%	0.0000%	93.9930%	0.9993	-.0636%	-0.07%
350	11/19/2004		94.0575%	0.0000%	93.9930%	1.0007	0.0645%	0.07%
351	11/19/2004		94.0619%	0.0000%	93.9930%	1.0007	0.0689%	0.07%
352	11/19/2004		94.1991%	0.0000%	93.9930%	1.0022	0.2061%	0.22%
353	11/20/2004		94.0271%	0.0000%	93.9930%	1.0004	0.0341%	0.04%
354	11/21/2004		94.0919%	0.0000%	93.9930%	1.0011	0.0988%	0.11%
355	11/25/2004		94.0691%	0.0000%	93.9931%	1.0008	0.0760%	0.08%
356	11/25/2004		94.2418%	0.0000%	93.9931%	1.0026	0.2487%	0.26%
357	11/25/2004		93.8959%	0.0000%	93.9931%	0.9990	-.0972%	-0.10%
358	12/03/2004		93.9691%	0.0000%	93.9932%	0.9997	-.0241%	-0.03%
359	12/05/2004		94.1489%	0.0000%	93.9932%	1.0017	0.1557%	0.17%
360	12/14/2004		94.1613%	0.0000%	93.9934%	1.0018	0.1679%	0.18%
361	12/14/2004		94.1220%	0.0000%	93.9934%	1.0014	0.1286%	0.14%
362	12/14/2004		94.0457%	0.0000%	93.9934%	1.0006	0.0523%	0.06%
363	12/15/2004		93.9365%	0.0000%	93.9934%	0.9994	-.0569%	-0.06%
364	12/15/2004		93.8290%	0.0000%	93.9934%	0.9983	-.1644%	-0.17%
365	12/16/2004		94.2341%	0.0000%	93.9934%	1.0026	0.2407%	0.26%
366	12/16/2004		93.9743%	0.0000%	93.9934%	0.9998	-.0191%	-0.02%
367	12/18/2004		94.0238%	0.0000%	93.9934%	1.0003	0.0304%	0.03%
368	12/19/2004		94.1836%	0.0000%	93.9935%	1.0020	0.1901%	0.20%
369	12/19/2004		94.1811%	0.0000%	93.9935%	1.0020	0.1877%	0.20%
370	12/19/2004		94.2596%	0.0000%	93.9935%	1.0028	0.2662%	0.28%
371	12/20/2004		93.9811%	0.0000%	93.9935%	0.9999	-.0123%	-0.01%
372	12/20/2004		94.1894%	0.0000%	93.9935%	1.0021	0.1959%	0.21%
373	12/22/2004		94.1352%	0.0000%	93.9935%	1.0015	0.1417%	0.15%
374	12/22/2004		94.0322%	0.0000%	93.9935%	1.0004	0.0387%	0.04%
375	12/23/2004		94.0024%	0.0000%	93.9935%	1.0001	0.0089%	0.01%
376	12/23/2004		93.9964%	0.0000%	93.9935%	1.0000	0.0029%	0.00%
377	12/24/2004		93.9267%	0.0000%	93.9935%	0.9993	-.0668%	-0.07%
378	12/26/2004		93.9338%	0.0000%	93.9936%	0.9994	-.0597%	-0.06%
379	12/26/2004		94.2302%	0.0000%	93.9936%	1.0025	0.2366%	0.25%
380	12/27/2004		94.1986%	0.0000%	93.9936%	1.0022	0.2050%	0.22%
381	12/27/2004		94.0659%	0.0000%	93.9936%	1.0008	0.0723%	0.08%

* Statistical outliers, not included in graphs and tables.

Mean Error:	0.0462%	0.05%
Standard Deviation:	0.1095%	0.12%

M. ²⁴⁰Pu ISOTOPE ABUNDANCE TABLES AND GRAPHS

RESULTS OF ANALYSIS OF 240-Pu DATA
 1st QUARTER 2004 Calex 1

	HANFORD	LLNL	SRS
Mean error (weight %)	0.0358%	-0.0105%	0.0003%
Standard Deviation (weight %)	0.0425%	0.0247%	0.1074%
Uncertainty in the Mean (weight %)	0.0068%	0.0050%	0.0106%
Mean Error (%)	0.61%	-0.18%	0.01%
Standard Deviation (%)	0.73%	0.42%	1.83%
Uncertainty in the Mean (%)	0.12%	0.09%	0.18%
Number of Data Points	39	24	103
Number of Outliers	0	0	0

Difference from Last Quarter in:

Mean error (weight %)	-0.0054%	-0.0070%	-0.0821%
Standard Deviation (weight %)	0.0005%	0.0115%	0.0086%
Uncertainty in the Mean (weight %)	-0.0009%	0.0006%	0.0010%
Mean Error (%)	-0.09%	-0.12%	-1.40%
Standard Deviation (%)	0.01%	0.20%	0.15%
Uncertainty in the Mean (%)	-0.01%	0.01%	0.02%
Number of Data Points	9	15	-3

RESULTS OF ANALYSIS OF 240-Pu DATA
 2nd QUARTER 2004 Calex 1

	HANFORD	LLNL	SRS
Mean error (weight %)	0.0289%	-0.0058%	-0.0206%
Standard Deviation (weight %)	0.0277%	0.0237%	0.1112%
Uncertainty in the Mean (weight %)	0.0043%	0.0049%	0.0131%
Mean Error (%)	0.49%	-0.10%	-0.35%
Standard Deviation (%)	0.47%	0.40%	1.90%
Uncertainty in the Mean (%)	0.07%	0.08%	0.22%
Number of Data Points	41	23	72
Number of Outliers	1	0	0

Difference from Last Quarter in:

Mean error (weight %)	-0.0068%	0.0047%	-0.0209%
Standard Deviation (weight %)	-0.0148%	-0.0010%	0.0038%
Uncertainty in the Mean (weight %)	-0.0025%	-0.0001%	0.0025%
Mean Error (%)	-0.12%	0.08%	-0.36%
Standard Deviation (%)	-0.25%	-0.02%	0.06%
Uncertainty in the Mean (%)	-0.04%	0.00%	0.04%
Number of Data Points	2	-1	-31

RESULTS OF ANALYSIS OF 240-Pu DATA
 3rd QUARTER 2004 Calex 1

	HANFORD	LLNL	SRS
Mean error (weight %)	0.0360%	-0.0125%	-0.0482%
Standard Deviation (weight %)	0.0469%	0.0243%	0.0976%
Uncertainty in the Mean (weight %)	0.0073%	0.0059%	0.0100%
Mean Error (%)	0.61%	-0.21%	-0.82%
Standard Deviation (%)	0.80%	0.42%	1.67%
Uncertainty in the Mean (%)	0.13%	0.10%	0.17%
Number of Data Points	41	17	96
Number of Outliers	0	0	0

Difference from Last Quarter in:

Mean error (weight %)	0.0071%	-0.0067%	-0.0276%
Standard Deviation (weight %)	0.0192%	0.0006%	-0.0136%
Uncertainty in the Mean (weight %)	0.0030%	0.0010%	-0.0031%
Mean Error (%)	0.12%	-0.11%	-0.47%
Standard Deviation (%)	0.33%	0.01%	-0.23%
Uncertainty in the Mean (%)	0.05%	0.02%	-0.05%
Number of Data Points	0	-6	24

RESULTS OF ANALYSIS OF 240-Pu DATA
 4th QUARTER 2004 Calex 1

	HANFORD	LLNL	SRS
Mean error (weight %)	0.0348%	-0.0069%	-0.0948%
Standard Deviation (weight %)	0.0360%	0.0227%	0.1027%
Uncertainty in the Mean (weight %)	0.0071%	0.0065%	0.0098%

Mean Error (%)	0.59%	-0.12%	-1.62%
Standard Deviation (%)	0.61%	0.39%	1.75%
Uncertainty in the Mean (%)	0.12%	0.11%	0.17%

Number of Data Points	26	12	110
Number of Outliers	0	0	0

Difference from Last Quarter in:

Mean error (weight %)	-0.0012%	0.0055%	-0.0466%
Standard Deviation (weight %)	-0.0110%	-0.0017%	0.0051%
Uncertainty in the Mean (weight %)	-0.0003%	0.0006%	-0.0002%

Mean Error (%)	-0.02%	0.09%	-0.79%
Standard Deviation (%)	-0.19%	-0.03%	0.09%
Uncertainty in the Mean (%)	0.00%	0.01%	0.00%

Number of Data Points	-15	-5	14
-----------------------	-----	----	----

RESULTS OF ANALYSIS OF 240-Pu DATA
 1st QUARTER 2004 Calex 2

	HANFORD	LLNL	SRS
Mean error (weight %)	****	-0.0413%	****
Standard Deviation (weight %)	****	0.0766%	****
Uncertainty in the Mean (weight %)	****	0.0442%	****
Mean Error (%)	****	-0.34%	****
Standard Deviation (%)	****	0.63%	****
Uncertainty in the Mean (%)	****	0.36%	****
Number of Data Points	****	3	****
Number of Outliers	****	0	****
Difference from Last Quarter in:			
Mean error (weight %)	****	-0.0080%	****
Standard Deviation (weight %)	****	0.0564%	****
Uncertainty in the Mean (weight %)	****	0.0352%	****
Mean Error (%)	****	-0.07%	****
Standard Deviation (%)	****	0.46%	****
Uncertainty in the Mean (%)	****	0.29%	****
Number of Data Points	0	-2	0

RESULTS OF ANALYSIS OF 240-Pu DATA
 2nd QUARTER 2004 Calex 2

	HANFORD	LLNL	SRS
Mean error (weight %)	****	-0.0296%	****
Standard Deviation (weight %)	****	0.1248%	****
Uncertainty in the Mean (weight %)	****	0.0882%	****
Mean Error (%)	****	-0.24%	****
Standard Deviation (%)	****	1.02%	****
Uncertainty in the Mean (%)	****	0.72%	****
Number of Data Points	****	2	****
Number of Outliers	****	0	****
Difference from Last Quarter in:			
Mean error (weight %)	****	0.0117%	****
Standard Deviation (weight %)	****	0.0481%	****
Uncertainty in the Mean (weight %)	****	0.0440%	****
Mean Error (%)	****	0.10%	****
Standard Deviation (%)	****	0.39%	****
Uncertainty in the Mean (%)	****	0.36%	****
Number of Data Points	0	-1	0

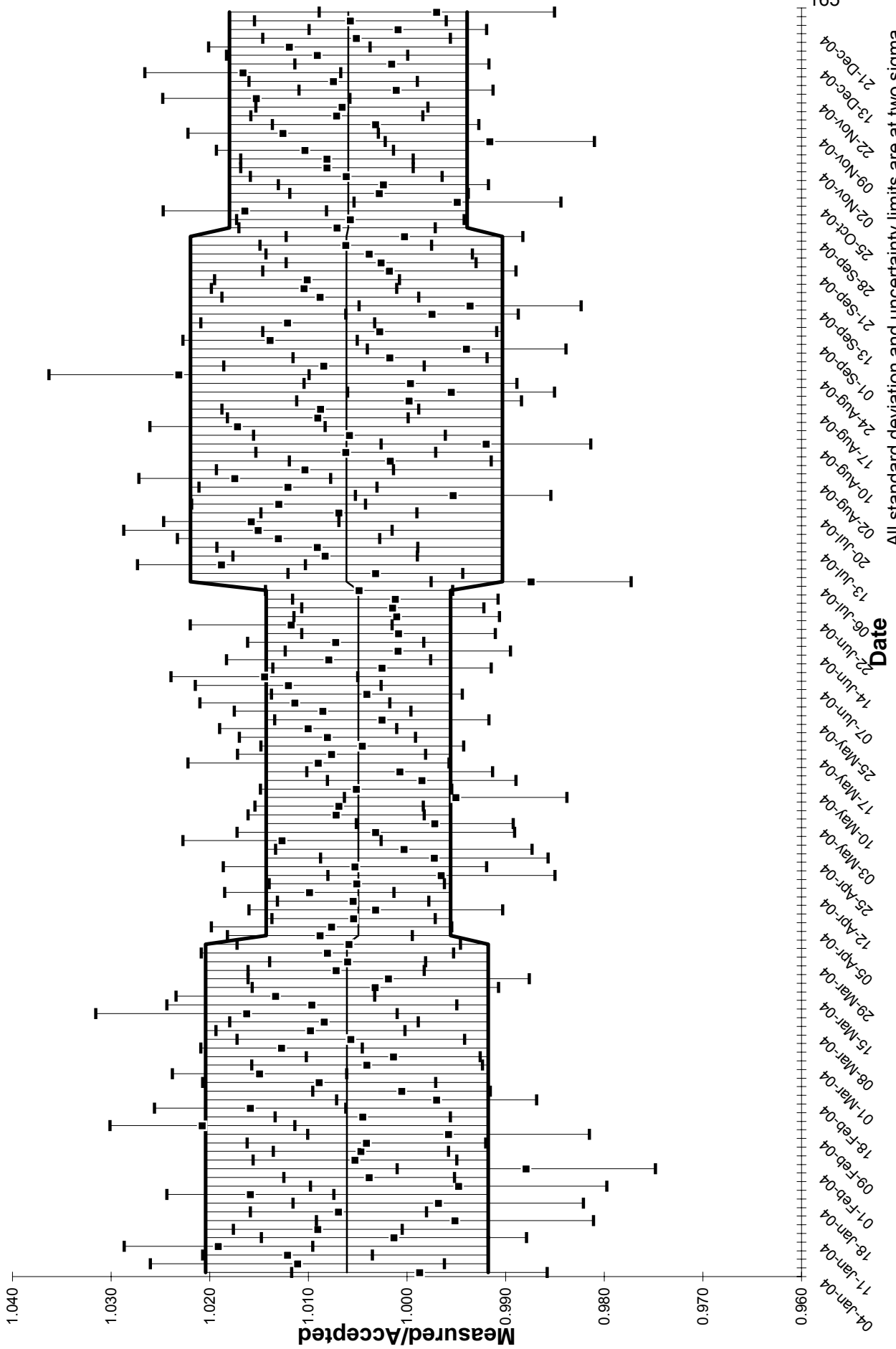
RESULTS OF ANALYSIS OF 240-Pu DATA
 3rd QUARTER 2004 Calex 2

	HANFORD	LLNL	SRS
Mean error (weight %)	****	-0.0200%	****
Standard Deviation (weight %)	****	0.0264%	****
Uncertainty in the Mean (weight %)	****	0.0152%	****
Mean Error (%)	****	-0.16%	****
Standard Deviation (%)	****	0.22%	****
Uncertainty in the Mean (%)	****	0.12%	****
Number of Data Points	****	3	****
Number of Outliers	****	0	****
Difference from Last Quarter in:			
Mean error (weight %)	****	0.0096%	****
Standard Deviation (weight %)	****	-0.0984%	****
Uncertainty in the Mean (weight %)	****	-0.0730%	****
Mean Error (%)	****	0.08%	****
Standard Deviation (%)	****	-0.81%	****
Uncertainty in the Mean (%)	****	-0.60%	****
Number of Data Points	0	1	0

RESULTS OF ANALYSIS OF 240-Pu DATA
 4th QUARTER 2004 Calex 2

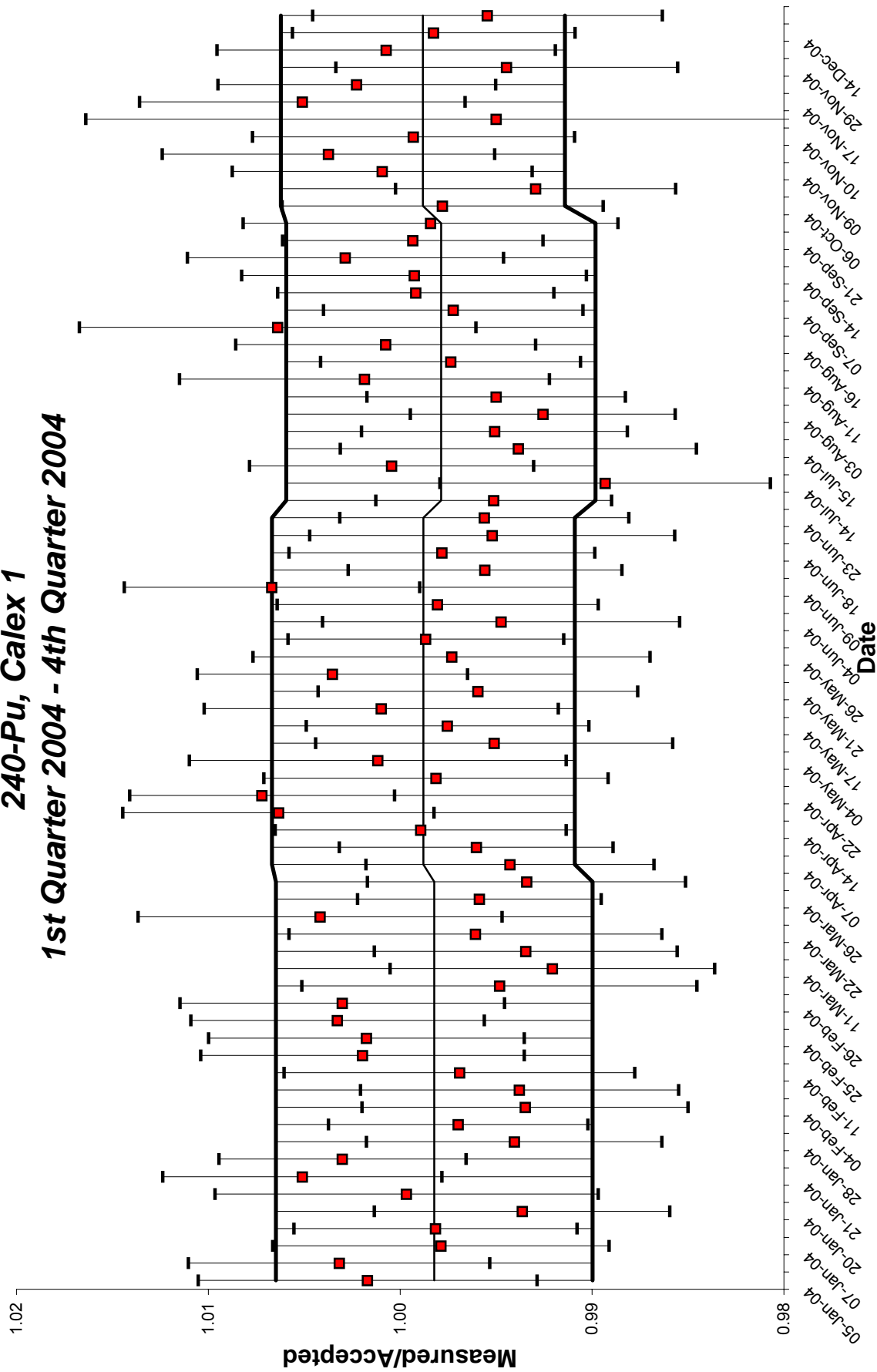
	HANFORD	LLNL	SRS
Mean error (weight %)	****	-0.0355%	****
Standard Deviation (weight %)	****	0.0279%	****
Uncertainty in the Mean (weight %)	****	0.0161%	****
Mean Error (%)	****	-0.29%	****
Standard Deviation (%)	****	0.23%	****
Uncertainty in the Mean (%)	****	0.13%	****
Number of Data Points	****	3	****
Number of Outliers	****	0	****
Difference from Last Quarter in:			
Mean error (weight %)	****	-0.0155%	****
Standard Deviation (weight %)	****	0.0015%	****
Uncertainty in the Mean (weight %)	****	0.0009%	****
Mean Error (%)	****	-0.13%	****
Standard Deviation (%)	****	0.01%	****
Uncertainty in the Mean (%)	****	0.01%	****
Number of Data Points	0	0	0

HANFORD
240-Pu, Calex 1
1st Quarter 2004 - 4th Quarter 2004

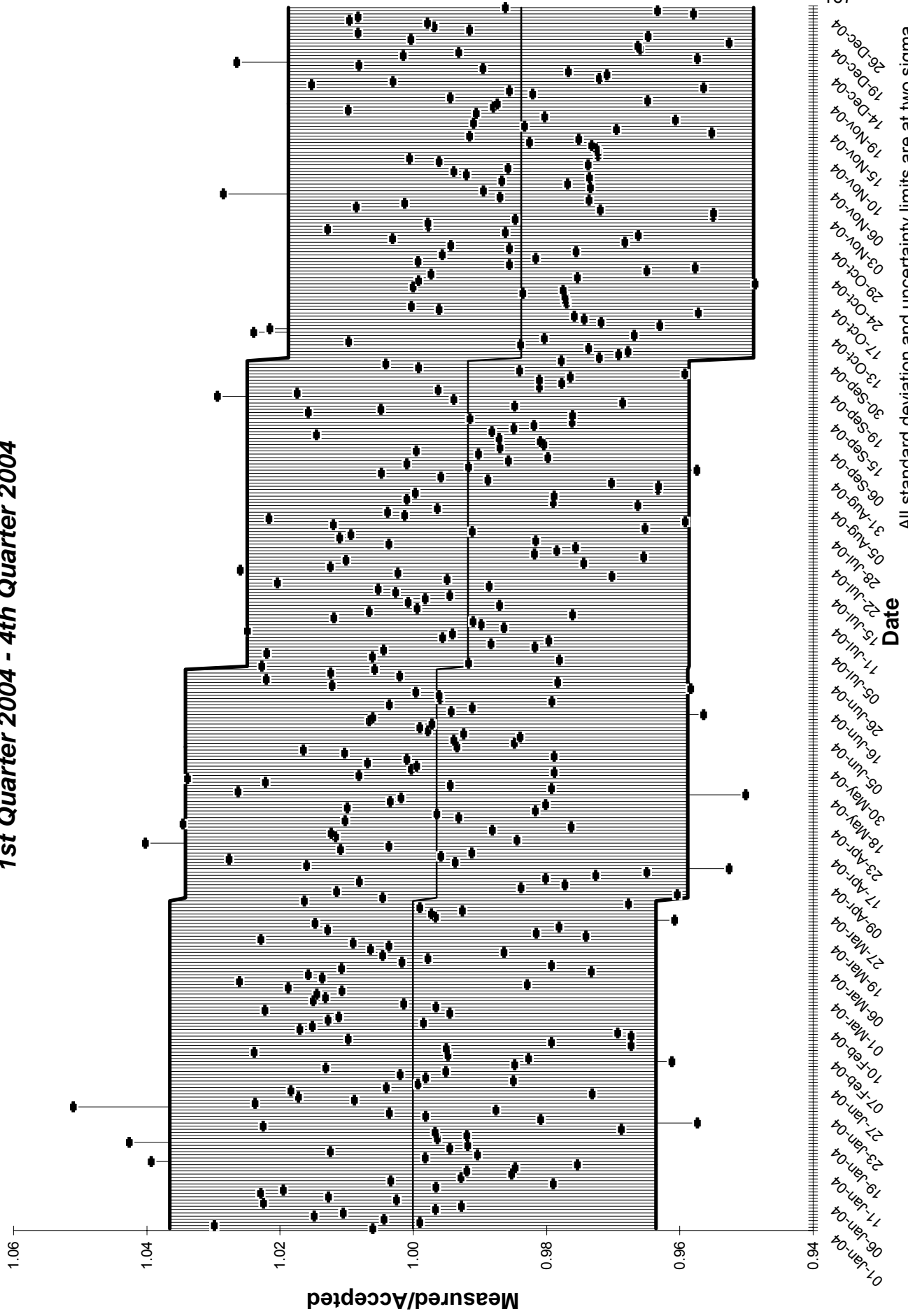


All standard deviation and uncertainty limits are at two sigma.

LAWRENCE LIVERMORE
240-Pu, Calex 1
1st Quarter 2004 - 4th Quarter 2004

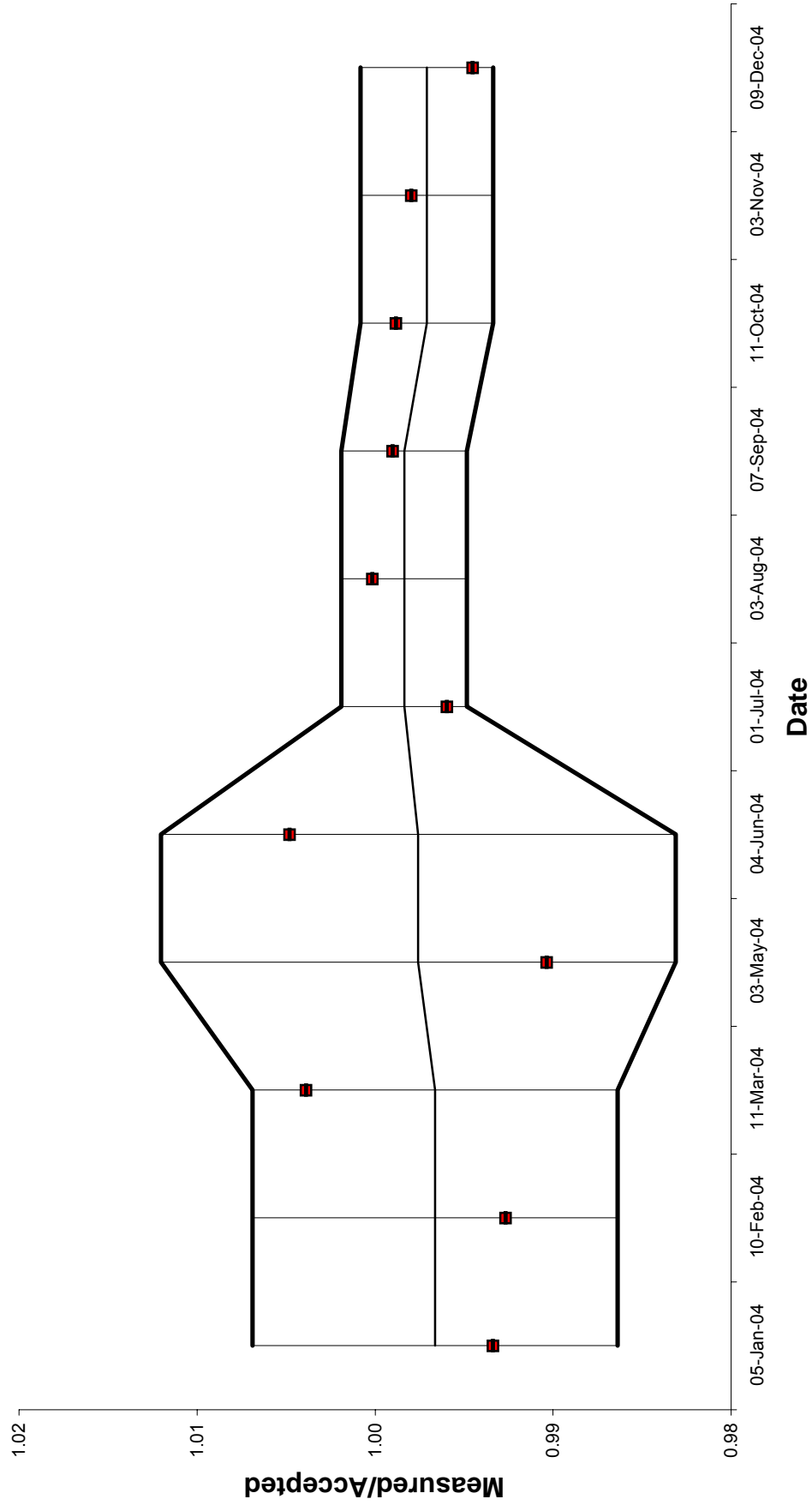


**SAVANNAH RIVER
240-Pu, Calex 1
1st Quarter 2004 - 4th Quarter 2004**



All standard deviation and uncertainty limits are at two sigma.

LAWRENCE LIVERMORE
240-Pu, Calex 2
1st Quarter 2004 - 4th Quarter 2004



All standard deviation and uncertainty limits are at two sigma.

RESULTS OF ANALYSIS OF 240-Pu DATA
2004 Calex 1

	HANFORD	LLNL	SRS
Mean error (weight %)	0.0338%	-0.0089%	-0.4332%
Standard Deviation (weight %)	0.0389%	0.0237%	1.1046%
Uncertainty in the Mean (weight %)	0.0032%	0.0027%	0.0566%
Mean Error (%)	0.58%	-0.15%	-0.74%
Standard Deviation (%)	0.66%	0.40%	1.88%
Uncertainty in the Mean (%)	0.05%	0.05%	0.10%
Number of Data Points	147	76	381
Number of Outliers	1	0	0

Difference from Last Year in:

Mean error (weight %)	-0.0069%	0.0017%	-1.0850%
Standard Deviation (weight %)	0.0015%	0.0029%	-0.1225%
Uncertainty in the Mean (weight %)	0.0003%	0.0005%	0.0005%
Mean Error (%)	-0.12%	0.03%	-1.85%
Standard Deviation (%)	0.03%	0.05%	-0.21%
Uncertainty in the Mean (%)	0.01%	0.01%	0.00%
Number of Data Points	-19	-12	-98
Number of Outliers	-1	-1	-3

RESULTS OF ANALYSIS OF 240-Pu DATA
2004 Calex 2

HANFORD LLNL SRS

Mean error (weight %) ***** -0.0318% *****
 Standard Deviation (weight %) ***** 0.0557% *****
 Uncertainty in the Mean (weight %) ***** 0.0168% *****

Mean Error (%) ***** -0.26% *****
 Standard Deviation (%) ***** 0.46% *****
 Uncertainty in the Mean (%) ***** 0.14% *****

Number of Data Points ***** 11 *****
 Number of Outliers ***** 0 *****

Difference from Last Year in:

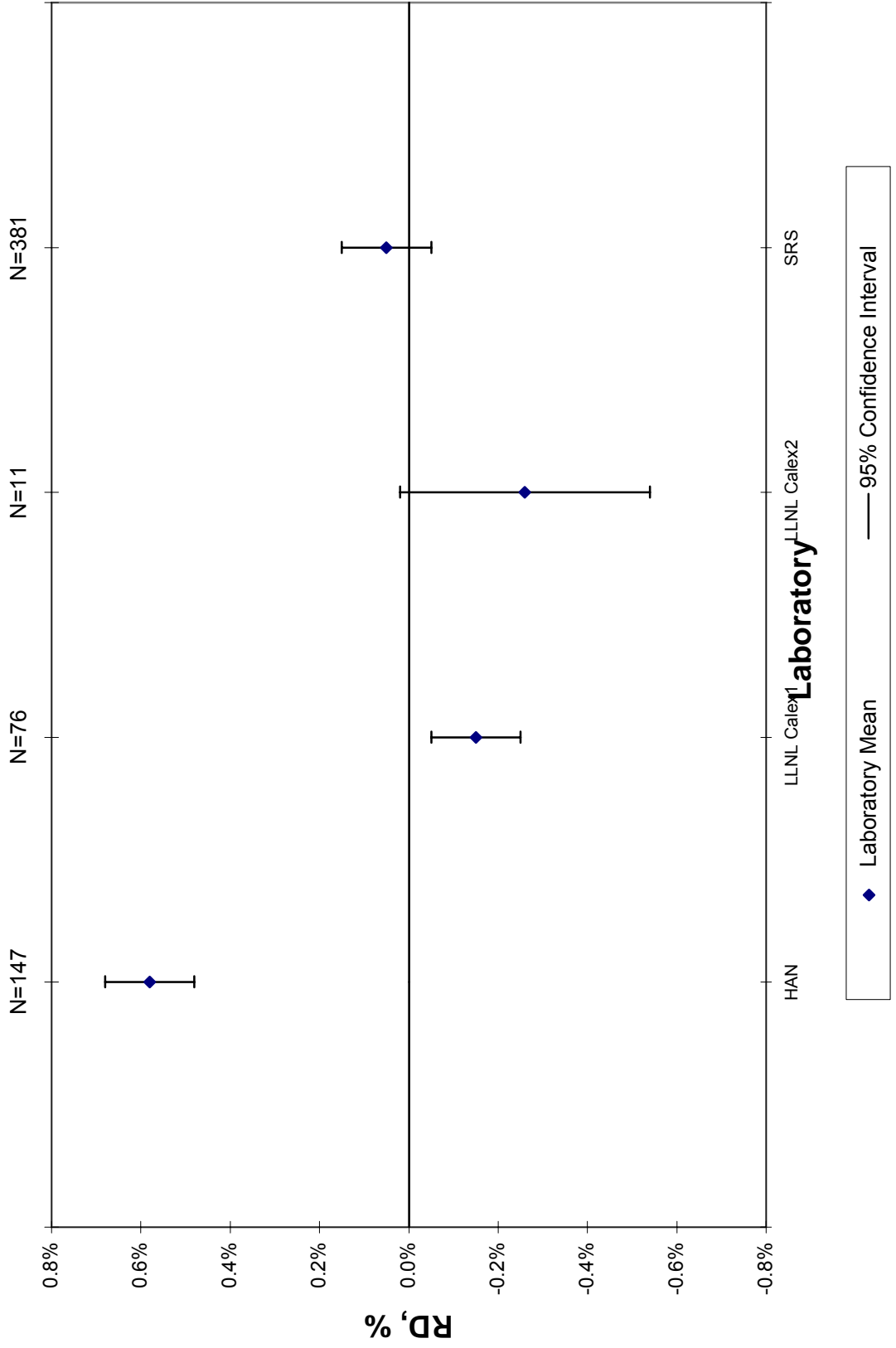
Mean error (weight %) ***** -0.0443% *****
 Standard Deviation (weight %) ***** 0.0100% *****
 Uncertainty in the Mean (weight %) ***** 0.0057% *****

Mean Error (%) ***** -0.36% *****
 Standard Deviation (%) ***** 0.08% *****
 Uncertainty in the Mean (%) ***** 0.05% *****


Number of Data Points 0 -6 0
 Number of Outliers 0 0 0

New Brunswick Laboratory Calorimetry Exchange Program

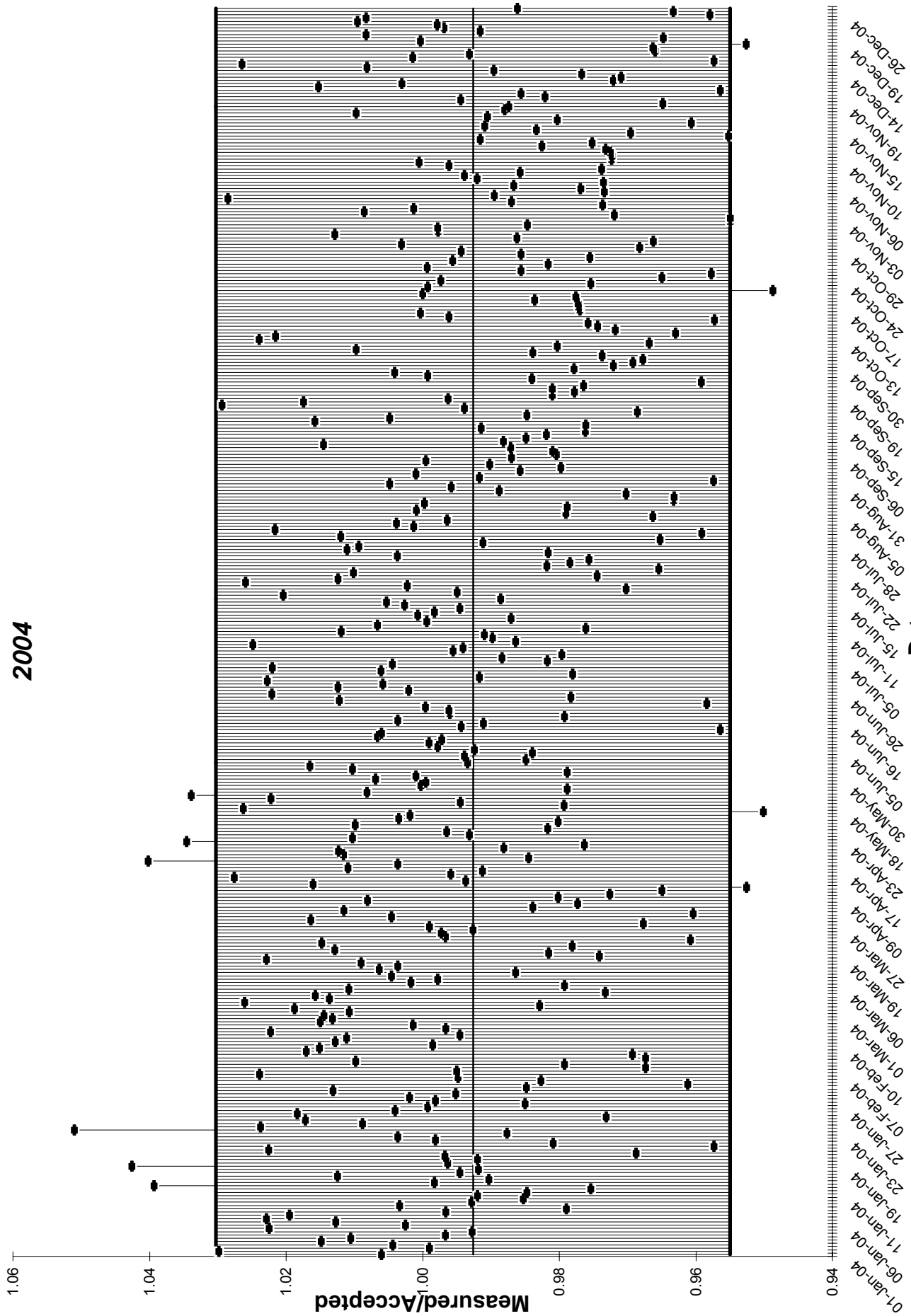
Percent ^{240}Pu , 2004



**HANFORD
240-Pu, Calex 1
2004**

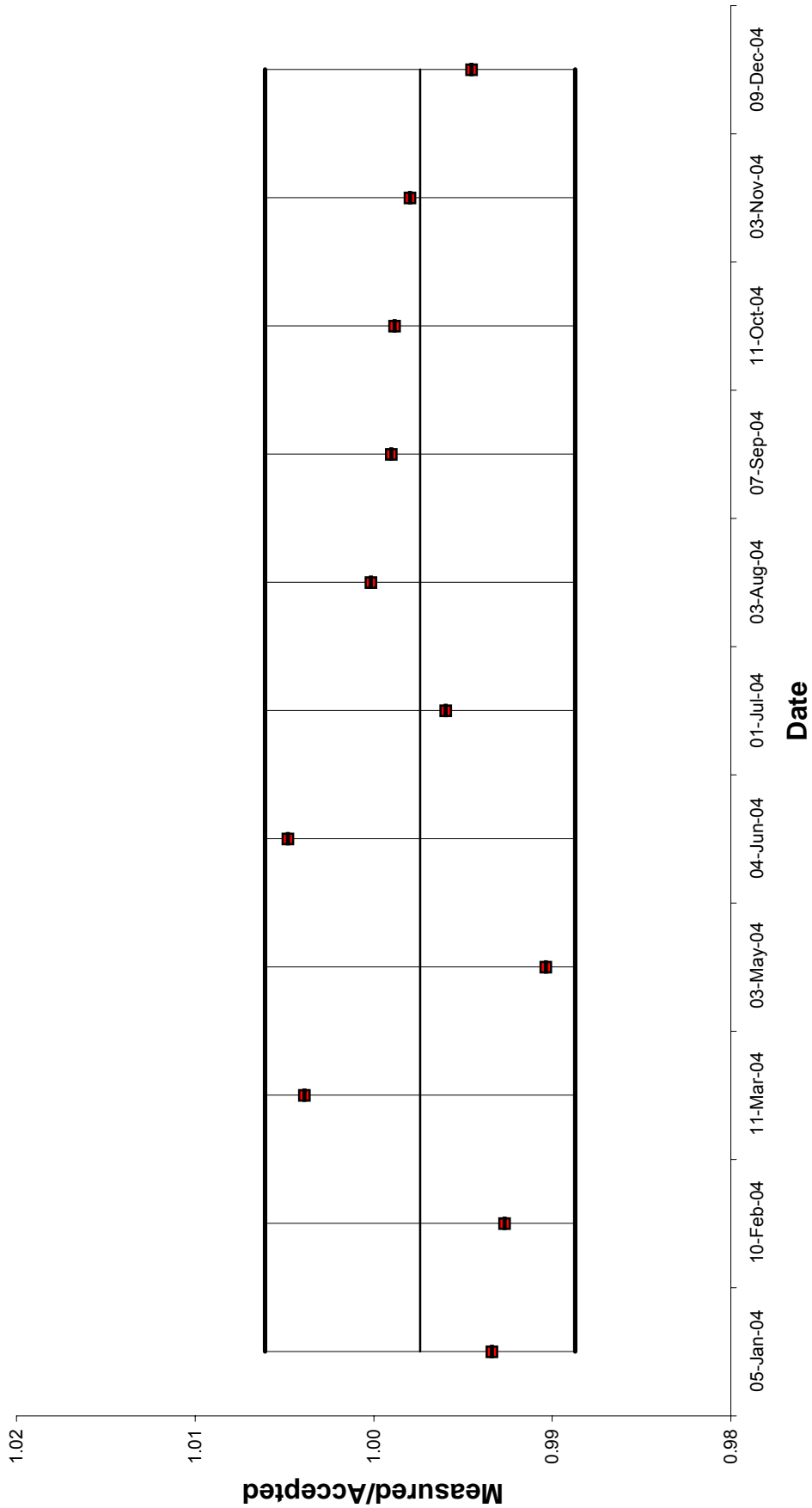


**SAVANNAH RIVER
240-Pu
2004**



All standard deviation and uncertainty limits are at two sigma.

**LAWRENCE LIVERMORE
240-Pu, Calex 2
2004**



WEIGHT PERCENT 240-Pu DATA

Calendar Year 2004

176

Hanford : Calex 1

#	Date Measured	Instr. ID	240-Pu	Uncert. 1 STD	Accepted Weight %	Ratio M/A	Weight % Error	Percent Error
1	01/04/2004	1985	5.8533%	0.6500%	5.8608%	0.9987	-.0075%	-0.13%
2	01/05/2004	2026	5.9258%	0.7300%	5.8608%	1.0111	0.0650%	1.11%
3	01/05/2004	2740	5.9318%	0.4200%	5.8608%	1.0121	0.0710%	1.21%
4	01/11/2004	2026	5.9728%	0.4600%	5.8608%	1.0191	0.1120%	1.91%
5	01/11/2004	1985	5.8684%	0.6700%	5.8608%	1.0013	0.0076%	0.13%
6	01/11/2004	2740	5.9137%	0.4200%	5.8608%	1.0090	0.0529%	0.90%
7	01/18/2004	2740	5.8322%	0.7100%	5.8608%	0.9951	-.0286%	-0.49%
8	01/18/2004	2026	5.9014%	0.4400%	5.8608%	1.0069	0.0406%	0.69%
9	01/18/2004	1985	5.8421%	0.7400%	5.8608%	0.9968	-.0187%	-0.32%
10	01/26/2004	2740	5.9538%	0.4100%	5.8608%	1.0159	0.0930%	1.59%
11	01/26/2004	1985	5.8300%	0.7600%	5.8608%	0.9947	-.0308%	-0.53%
12	01/26/2004	2026	5.8832%	0.4300%	5.8608%	1.0038	0.0224%	0.38%
13	02/01/2004	1985	5.7898%	0.6700%	5.8608%	0.9879	-.0710%	-1.21%
14	02/02/2004	2740	5.8916%	0.5100%	5.8608%	1.0053	0.0308%	0.53%
15	02/02/2004	2026	5.8881%	0.4400%	5.8608%	1.0047	0.0273%	0.47%
16	02/09/2004	2026	5.8848%	0.6000%	5.8608%	1.0041	0.0240%	0.41%
17	02/09/2004	1985	5.8360%	0.7200%	5.8608%	0.9958	-.0248%	-0.42%
18	02/10/2004	2740	5.9823%	0.4500%	5.8608%	1.0207	0.1215%	2.07%
19	02/17/2004	2026	5.8870%	0.4400%	5.8608%	1.0045	0.0262%	0.45%
20	02/17/2004	2740	5.9538%	0.4700%	5.8608%	1.0159	0.0930%	1.59%
21	02/18/2004	1985	5.8432%	0.5100%	5.8608%	0.9970	-.0176%	-0.30%
22	02/23/2004	2026	5.8639%	0.4500%	5.8608%	1.0005	0.0031%	0.05%
23	02/23/2004	1985	5.9129%	0.5800%	5.8608%	1.0089	0.0521%	0.89%
24	02/24/2004	2740	5.9483%	0.4300%	5.8608%	1.0149	0.0875%	1.49%
25	03/01/2004	1985	5.8844%	0.5800%	5.8608%	1.0040	0.0236%	0.40%
26	03/01/2004	2026	5.8688%	0.4400%	5.8608%	1.0014	0.0080%	0.14%
27	03/02/2004	2740	5.9352%	0.4000%	5.8608%	1.0127	0.0744%	1.27%
28	03/08/2004	1985	5.8941%	0.5700%	5.8608%	1.0057	0.0333%	0.57%
29	03/08/2004	2026	5.9180%	0.4700%	5.8608%	1.0098	0.0572%	0.98%
30	03/09/2004	2740	5.9099%	0.4700%	5.8608%	1.0084	0.0491%	0.84%
31	03/15/2004	2740	5.9560%	0.7400%	5.8608%	1.0162	0.0952%	1.62%
32	03/15/2004	1985	5.9172%	0.7200%	5.8608%	1.0096	0.0564%	0.96%
33	03/15/2004	2026	5.9388%	0.4900%	5.8608%	1.0133	0.0780%	1.33%
34	03/22/2004	1985	5.8795%	0.6200%	5.8608%	1.0032	0.0187%	0.32%
35	03/22/2004	2026	5.8716%	0.7100%	5.8608%	1.0018	0.0108%	0.18%
36	03/23/2004	2470	5.9027%	0.4400%	5.8608%	1.0072	0.0419%	0.72%
37	03/29/2004	2740	5.8959%	0.3900%	5.8608%	1.0060	0.0351%	0.60%
38	03/29/2004	1985	5.9080%	0.6300%	5.8608%	1.0081	0.0472%	0.81%
39	03/29/2004	2026	5.8952%	0.5600%	5.8608%	1.0059	0.0344%	0.59%
40	04/05/2004	2740	5.9124%	0.4600%	5.8608%	1.0088	0.0516%	0.88%
41	04/05/2004	1985	5.9054%	0.6000%	5.8608%	1.0076	0.0446%	0.76%
42	04/06/2004	2026	5.8924%	0.4100%	5.8608%	1.0054	0.0316%	0.54%
43	04/12/2004	1985	5.8792%	0.6400%	5.8608%	1.0031	0.0184%	0.31%
44	04/12/2004	2026	5.8926%	0.3800%	5.8608%	1.0054	0.0318%	0.54%
45	04/12/2004	2740	5.9187%	0.4200%	5.8608%	1.0099	0.0579%	0.99%
46	04/19/2004	2740	5.8905%	0.4400%	5.8608%	1.0051	0.0297%	0.51%
47	04/19/2004	2026	5.8402%	0.5800%	5.8608%	0.9965	-.0206%	-0.35%
48	04/20/2004	1985	5.8916%	0.6600%	5.8608%	1.0053	0.0308%	0.53%
49	04/25/2004	2026	5.8443%	0.5800%	5.8608%	0.9972	-.0165%	-0.28%

WEIGHT PERCENT 240-Pu DATA

Calendar Year 2004

177

Hanford: Calex 1

#	Date Measured	Instr. ID	240-Pu	Uncert. 1 STD	Accepted Weight %	Ratio M/A	Weight % Error	Percent Error
50	04/25/2004	1985	5.8625%	0.6500%	5.8608%	1.0003	0.0017%	0.03%
51	04/27/2004	2740	5.9349%	0.4900%	5.8608%	1.0126	0.0741%	1.26%
52	05/03/2004	1985	5.8792%	0.7000%	5.8608%	1.0031	0.0184%	0.31%
53	05/03/2004	2026	5.8441%	0.4000%	5.8608%	0.9972	-0.0167%	-0.28%
54	05/03/2004	2740	5.9028%	0.4400%	5.8608%	1.0072	0.0420%	0.72%
55	05/10/2004	2026	5.9010%	0.4200%	5.8608%	1.0069	0.0402%	0.69%
56	05/10/2004	1985	5.8317%	0.5700%	5.8608%	0.9950	-0.0291%	-0.50%
57	05/10/2004	2740	5.8908%	0.4800%	5.8608%	1.0051	0.0300%	0.51%
58	05/10/2004	2424	5.8519%	0.4800%	5.8608%	0.9985	-0.0089%	-0.15%
59	05/17/2004	2026	5.8649%	0.4700%	5.8608%	1.0007	0.0041%	0.07%
60	05/17/2004	1985	5.9133%	0.6500%	5.8608%	1.0090	0.0525%	0.90%
61	05/17/2004	2740	5.9055%	0.4700%	5.8608%	1.0076	0.0447%	0.76%
62	05/18/2004	2424	5.8872%	0.5100%	5.8608%	1.0045	0.0264%	0.45%
63	05/24/2004	2026	5.9079%	0.4400%	5.8608%	1.0080	0.0471%	0.80%
64	05/24/2004	2740	5.9193%	0.4400%	5.8608%	1.0100	0.0585%	1.00%
65	05/25/2004	2424	5.8756%	0.5400%	5.8608%	1.0025	0.0148%	0.25%
66	06/01/2004	2026	5.9107%	0.4400%	5.8608%	1.0085	0.0499%	0.85%
67	06/02/2004	2740	5.9273%	0.4700%	5.8608%	1.0114	0.0665%	1.14%
68	06/02/2004	2424	5.8844%	0.4800%	5.8608%	1.0040	0.0236%	0.40%
69	06/07/2004	2740	5.9312%	0.4600%	5.8608%	1.0120	0.0704%	1.20%
70	06/07/2004	2026	5.9453%	0.4600%	5.8608%	1.0144	0.0845%	1.44%
71	06/08/2004	2424	5.8755%	0.5500%	5.8608%	1.0025	0.0147%	0.25%
72	06/10/2004	2424	5.9072%	0.5100%	5.8608%	1.0079	0.0464%	0.79%
73	06/14/2004	2424	5.8660%	0.5700%	5.8608%	1.0009	0.0052%	0.09%
74	06/14/2004	2026	5.9031%	0.4400%	5.8608%	1.0072	0.0423%	0.72%
75	06/15/2004	2740	5.8656%	0.4900%	5.8608%	1.0008	0.0048%	0.08%
76	06/21/2004	2740	5.9294%	0.5000%	5.8608%	1.0117	0.0686%	1.17%
77	06/22/2004	2424	5.8668%	0.5200%	5.8608%	1.0010	0.0060%	0.10%
78	06/22/2004	2026	5.8691%	0.4600%	5.8608%	1.0014	0.0083%	0.14%
* 79	06/28/2004	2424	5.8204%	0.4700%	5.8608%	0.9931	-0.0404%	-0.69%
80	06/28/2004	2026	5.8676%	0.5200%	5.8608%	1.0012	0.0068%	0.12%
81	06/29/2004	2740	5.8892%	0.4700%	5.8608%	1.0049	0.0284%	0.49%
82	07/06/2004	2424	5.7870%	0.5200%	5.8608%	0.9874	-0.0738%	-1.26%
83	07/06/2004	2026	5.8794%	0.4400%	5.8608%	1.0032	0.0186%	0.32%
84	07/07/2004	2740	5.9710%	0.4100%	5.8608%	1.0188	0.1102%	1.88%
85	07/13/2004	2026	5.9093%	0.4600%	5.8608%	1.0083	0.0485%	0.83%
86	07/13/2004	2424	5.9139%	0.5000%	5.8608%	1.0091	0.0531%	0.91%
87	07/13/2004	2740	5.9370%	0.5000%	5.8608%	1.0130	0.0762%	1.30%
88	07/19/2004	2424	5.9492%	0.6600%	5.8608%	1.0151	0.0884%	1.51%
89	07/19/2004	2026	5.9531%	0.4300%	5.8608%	1.0158	0.0923%	1.58%
90	07/20/2004	2740	5.9012%	0.3900%	5.8608%	1.0069	0.0404%	0.69%
91	07/26/2004	2026	5.9369%	0.4300%	5.8608%	1.0130	0.0761%	1.30%
92	07/27/2004	2424	5.8332%	0.5000%	5.8608%	0.9953	-0.0276%	-0.47%
93	07/27/2004	2740	5.9314%	0.4400%	5.8608%	1.0121	0.0706%	1.21%
94	08/02/2004	2026	5.9630%	0.4700%	5.8608%	1.0174	0.1023%	1.74%
95	08/02/2004	2740	5.9212%	0.4400%	5.8608%	1.0103	0.0605%	1.03%
96	08/03/2004	2424	5.8706%	0.5100%	5.8608%	1.0017	0.0099%	0.17%
97	08/03/2004	2740	5.8969%	0.4500%	5.8608%	1.0062	0.0362%	0.62%
98	08/10/2004	2424	5.8136%	0.5400%	5.8607%	0.9920	-0.0471%	-0.80%

WEIGHT PERCENT 240-Pu DATA

Calendar Year 2004

178

Hanford: Calex 1

#	Date Measured	Instr. ID	240-Pu	Uncert. 1 STD	Accepted Weight %	Ratio M/A	Weight % Error	Percent Error
99	08/10/2004	2026	5.8948%	0.4800%	5.8607%	1.0058	0.0341%	0.58%
100	08/11/2004	2740	5.9613%	0.4300%	5.8607%	1.0172	0.1006%	1.72%
101	08/16/2004	2026	5.9135%	0.4500%	5.8607%	1.0090	0.0528%	0.90%
102	08/17/2004	2740	5.9121%	0.4900%	5.8607%	1.0088	0.0514%	0.88%
103	08/17/2004	2424	5.8595%	0.5700%	5.8607%	0.9998	-.0012%	-0.02%
104	08/23/2004	2424	5.8344%	0.5300%	5.8607%	0.9955	-.0263%	-0.45%
105	08/23/2004	2026	5.8585%	0.5400%	5.8607%	0.9996	-.0022%	-0.04%
106	08/24/2004	2740	5.9962%	0.6300%	5.8607%	1.0231	0.1355%	2.31%
107	08/30/2004	2026	5.9100%	0.5000%	5.8607%	1.0084	0.0493%	0.84%
108	08/30/2004	2740	5.8708%	0.4900%	5.8607%	1.0017	0.0101%	0.17%
109	08/31/2004	2424	5.8252%	0.5100%	5.8607%	0.9939	-.0355%	-0.61%
110	09/01/2004	2740	5.9420%	0.4300%	5.8607%	1.0139	0.0813%	1.39%
111	09/07/2004	2424	5.8768%	0.5900%	5.8607%	1.0027	0.0161%	0.27%
112	09/07/2004	2740	5.9315%	0.4300%	5.8607%	1.0121	0.0708%	1.21%
113	09/08/2004	2026	5.8458%	0.4400%	5.8607%	0.9975	-.0149%	-0.25%
114	09/13/2004	2424	5.8232%	0.5700%	5.8607%	0.9936	-.0375%	-0.64%
115	09/13/2004	2026	5.9122%	0.4900%	5.8607%	1.0088	0.0515%	0.88%
116	09/14/2004	2740	5.9218%	0.4600%	5.8607%	1.0104	0.0611%	1.04%
117	09/20/2004	2740	5.9200%	0.4600%	5.8607%	1.0101	0.0593%	1.01%
118	09/21/2004	2424	5.8711%	0.6400%	5.8607%	1.0018	0.0104%	0.18%
119	09/22/2004	2026	5.8760%	0.4800%	5.8607%	1.0026	0.0153%	0.26%
120	09/27/2004	2026	5.8831%	0.5200%	5.8607%	1.0038	0.0224%	0.38%
121	09/27/2004	2740	5.8970%	0.4300%	5.8607%	1.0062	0.0363%	0.62%
122	09/28/2004	2424	5.8621%	0.6000%	5.8607%	1.0002	0.0014%	0.02%
123	10/18/2004	2740	5.9022%	0.4900%	5.8607%	1.0071	0.0415%	0.71%
124	10/19/2004	2424	5.8943%	0.5700%	5.8607%	1.0057	0.0336%	0.57%
125	10/25/2004	2740	5.9570%	0.4000%	5.8607%	1.0164	0.0963%	1.64%
126	10/25/2004	2424	5.8307%	0.5300%	5.8607%	0.9949	-.0300%	-0.51%
127	10/26/2004	2026	5.8772%	0.4500%	5.8607%	1.0028	0.0165%	0.28%
128	11/01/2004	2424	5.8747%	0.5300%	5.8607%	1.0024	0.0140%	0.24%
129	11/01/2004	2026	5.8966%	0.4800%	5.8607%	1.0061	0.0359%	0.61%
130	11/02/2004	2740	5.9082%	0.4300%	5.8607%	1.0081	0.0475%	0.81%
131	11/02/2004	2740	5.9082%	0.4300%	5.8607%	1.0081	0.0475%	0.81%
132	11/08/2004	2740	5.9212%	0.4400%	5.8607%	1.0103	0.0605%	1.03%
133	11/08/2004	2424	5.8114%	0.5400%	5.8607%	0.9916	-.0493%	-0.84%
134	11/09/2004	2026	5.9342%	0.4700%	5.8607%	1.0125	0.0735%	1.25%
135	11/15/2004	2424	5.8792%	0.5200%	5.8607%	1.0032	0.0185%	0.32%
136	11/16/2004	2026	5.9024%	0.4300%	5.8607%	1.0071	0.0417%	0.71%
137	11/17/2004	2740	5.8992%	0.4300%	5.8607%	1.0066	0.0385%	0.66%
138	11/22/2004	2740	5.9502%	0.4600%	5.8607%	1.0153	0.0895%	1.53%
139	12/06/2004	2424	5.8671%	0.4900%	5.8607%	1.0011	0.0064%	0.11%
140	12/06/2004	2026	5.9044%	0.4200%	5.8607%	1.0075	0.0437%	0.75%
141	12/07/2004	2740	5.9581%	0.4800%	5.8607%	1.0166	0.0974%	1.66%
142	12/13/2004	2424	5.8696%	0.4900%	5.8607%	1.0015	0.0089%	0.15%
143	12/13/2004	2026	5.9140%	0.4500%	5.8607%	1.0091	0.0533%	0.91%
144	12/14/2004	2740	5.9304%	0.4000%	5.8607%	1.0119	0.0697%	1.19%
145	12/20/2004	2026	5.8906%	0.4700%	5.8607%	1.0051	0.0299%	0.51%
146	12/21/2004	2740	5.8660%	0.4500%	5.8607%	1.0009	0.0053%	0.09%
147	12/27/2004	2740	5.8942%	0.4800%	5.8607%	1.0057	0.0335%	0.57%

WEIGHT PERCENT 240-Pu DATA

Calendar Year 2004

179

Hanford: Calex 1

#	Date Measured	Instr. ID	240-Pu	Uncert. 1 STD	Accepted Weight %	Ratio M/A	Weight % Error	Percent Error
148	12/27/2004	2424	5.8429%	0.6000%	5.8607%	0.9970	-.0178%	-0.30%

* Statistical outliers, not included in graphs and tables.

Mean Error:	0.0338%	0.58%
Standard Deviation:	0.0389%	0.66%

WEIGHT PERCENT 240-Pu DATA

Calendar Year 2004

180

LLNL : Calex 1

#	Date Measured	Instr. ID	240-Pu	Uncert. 1 STD	Accepted Weight %	Ratio M/A	Weight % Error	Percent Error
1	01/05/2004	1	5.8707%	0.4400%	5.8608%	1.0017	0.0099%	0.17%
2	01/05/2004	3A	5.8794%	0.3900%	5.8608%	1.0032	0.0186%	0.32%
3	01/07/2004	2	5.8483%	0.4400%	5.8608%	0.9979	-.0125%	-0.21%
4	01/12/2004	1	5.8500%	0.3700%	5.8608%	0.9982	-.0108%	-0.18%
5	01/20/2004	1	5.8235%	0.3900%	5.8608%	0.9936	-.0373%	-0.64%
6	01/20/2004	3A	5.8588%	0.5000%	5.8608%	0.9997	-.0020%	-0.03%
7	01/21/2004	1	5.8906%	0.3600%	5.8608%	1.0051	0.0298%	0.51%
8	01/27/2004	3A	5.8784%	0.3200%	5.8608%	1.0030	0.0176%	0.30%
9	01/28/2004	2	5.8259%	0.3900%	5.8608%	0.9940	-.0349%	-0.60%
10	01/30/2004	1	5.8430%	0.3400%	5.8608%	0.9970	-.0178%	-0.30%
11	02/04/2004	1	5.8226%	0.4300%	5.8608%	0.9935	-.0382%	-0.65%
12	02/10/2004	3A	5.8243%	0.4200%	5.8608%	0.9938	-.0365%	-0.62%
13	02/11/2004	3A	5.8426%	0.4600%	5.8608%	0.9969	-.0182%	-0.31%
14	02/13/2004	3A	5.8722%	0.4200%	5.8608%	1.0019	0.0114%	0.19%
15	02/25/2004	2	5.8710%	0.4100%	5.8608%	1.0017	0.0102%	0.17%
16	02/26/2004	2	5.8799%	0.3800%	5.8608%	1.0033	0.0191%	0.33%
17	02/26/2004	2	5.8784%	0.4200%	5.8608%	1.0030	0.0176%	0.30%
18	03/08/2004	3A	5.8304%	0.5200%	5.8608%	0.9948	-.0304%	-0.52%
19	03/11/2004	3A	5.8142%	0.4300%	5.8608%	0.9921	-.0466%	-0.79%
20	03/16/2004	1	5.8224%	0.4000%	5.8608%	0.9934	-.0384%	-0.66%
21	03/22/2004	2	5.8377%	0.4900%	5.8608%	0.9961	-.0231%	-0.39%
22	03/25/2004	2	5.8852%	0.4700%	5.8608%	1.0042	0.0244%	0.42%
23	03/26/2004	1	5.8365%	0.3200%	5.8608%	0.9959	-.0243%	-0.41%
24	03/31/2004	2	5.8221%	0.4200%	5.8608%	0.9934	-.0387%	-0.66%
25	04/07/2004	2	5.8272%	0.3800%	5.8608%	0.9943	-.0336%	-0.57%
26	04/13/2004	1	5.8375%	0.3600%	5.8608%	0.9960	-.0233%	-0.40%
27	04/14/2004	2	5.8544%	0.3800%	5.8608%	0.9989	-.0064%	-0.11%
28	04/20/2004	2	5.8979%	0.4000%	5.8608%	1.0063	0.0371%	0.63%
29	04/22/2004	1	5.9029%	0.3400%	5.8608%	1.0072	0.0421%	0.72%
30	05/03/2004	3A	5.8498%	0.4500%	5.8608%	0.9981	-.0110%	-0.19%
31	05/04/2004	3A	5.8675%	0.4900%	5.8608%	1.0011	0.0067%	0.11%
32	05/04/2004	3A	5.8320%	0.4700%	5.8608%	0.9951	-.0288%	-0.49%
33	05/17/2004	2	5.8463%	0.3700%	5.8608%	0.9975	-.0145%	-0.25%
34	05/20/2004	3A	5.8665%	0.4600%	5.8608%	1.0010	0.0057%	0.10%
35	05/21/2004	2	5.8370%	0.4200%	5.8608%	0.9959	-.0238%	-0.41%
36	05/24/2004	1	5.8814%	0.3500%	5.8608%	1.0035	0.0206%	0.35%
37	05/26/2004	3A	5.8450%	0.5200%	5.8608%	0.9973	-.0158%	-0.27%
38	06/02/2004	1	5.8529%	0.3600%	5.8608%	0.9987	-.0079%	-0.13%
39	06/04/2004	3A	5.8299%	0.4700%	5.8608%	0.9947	-.0309%	-0.53%
40	06/08/2004	3A	5.8493%	0.4200%	5.8608%	0.9980	-.0115%	-0.20%
41	06/09/2004	2	5.8999%	0.3800%	5.8608%	1.0067	0.0391%	0.67%
42	06/14/2004	1	5.8348%	0.3600%	5.8608%	0.9956	-.0260%	-0.44%
43	06/15/2004	3a	5.8499%	0.5000%	5.8608%	0.9981	-.0109%	-0.19%
44	06/18/2004	1	5.8480%	0.4000%	5.8608%	0.9978	-.0128%	-0.22%
45	06/22/2004	2	5.8326%	0.4800%	5.8608%	0.9952	-.0282%	-0.48%
46	06/23/2004	1	5.8350%	0.3800%	5.8608%	0.9956	-.0258%	-0.44%
47	06/29/2004	3a	5.8874%	0.4600%	5.8608%	1.0045	0.0266%	0.45%
48	07/02/2004	1	5.8321%	0.3100%	5.8608%	0.9951	-.0287%	-0.49%
49	07/14/2004	2	5.7981%	0.4400%	5.8608%	0.9893	-.0627%	-1.07%

WEIGHT PERCENT 240-Pu DATA

Calendar Year 2004

181

LLNL : Calex 1

#	Date Measured	Instr. ID	240-Pu	Uncert. 1 STD	Accepted Weight %	Ratio M/A	Weight % Error	Percent Error	
50	07/15/2004	1	5.8633%	0.3700%	5.8608%	1.0004	0.0025%	0.04%	
51	07/15/2004	3a	5.8246%	0.4700%	5.8608%	0.9938	-.0362%	-0.62%	
52	07/19/2004	1	5.8319%	0.3500%	5.8608%	0.9951	-.0289%	-0.49%	
53	08/03/2004	1	5.8171%	0.3500%	5.8608%	0.9926	-.0437%	-0.74%	
54	08/09/2004	1	5.8314%	0.3400%	5.8607%	0.9950	-.0293%	-0.50%	
55	08/11/2004	3a	5.8716%	0.4800%	5.8607%	1.0019	0.0109%	0.19%	
56	08/16/2004	1	5.8453%	0.3400%	5.8607%	0.9974	-.0154%	-0.26%	
57	08/16/2004	2	5.8651%	0.3900%	5.8607%	1.0007	0.0044%	0.07%	
58	08/17/2004	3a	5.8981%	0.5100%	5.8607%	1.0064	0.0374%	0.64%	
59	09/07/2004	1	5.8445%	0.3400%	5.8607%	0.9972	-.0162%	-0.28%	
60	09/10/2004	2	5.8559%	0.3600%	5.8607%	0.9992	-.0048%	-0.08%	
61	09/14/2004	3a	5.8564%	0.4500%	5.8607%	0.9993	-.0043%	-0.07%	
62	09/15/2004	1	5.8774%	0.4100%	5.8607%	1.0028	0.0167%	0.28%	
63	09/21/2004	1	5.8568%	0.3400%	5.8607%	0.9993	-.0039%	-0.07%	
64	09/29/2004	3a	5.8514%	0.4900%	5.8607%	0.9984	-.0093%	-0.16%	
65	10/06/2004	1	5.8477%	0.4200%	5.8607%	0.9978	-.0130%	-0.22%	
66	11/05/2004	2	5.8193%	0.3700%	5.8607%	0.9929	-.0414%	-0.71%	
67	11/09/2004	3a	5.8661%	0.3900%	5.8607%	1.0009	0.0054%	0.09%	
68	11/10/2004	1	5.8825%	0.4300%	5.8607%	1.0037	0.0218%	0.37%	
69	11/10/2004	3a	5.8566%	0.4200%	5.8607%	0.9993	-.0041%	-0.07%	
70	11/16/2004	2	5.8313%	1.0800%	5.8607%	0.9950	-.0294%	-0.50%	
71	11/17/2004	3a	5.8905%	0.4200%	5.8607%	1.0051	0.0298%	0.51%	
72	11/29/2004	1	5.8739%	0.3600%	5.8607%	1.0022	0.0132%	0.22%	
73	11/29/2004	3a	5.8281%	0.4500%	5.8607%	0.9944	-.0326%	-0.56%	
74	12/07/2004	2	5.8649%	0.4400%	5.8607%	1.0007	0.0042%	0.07%	
75	12/14/2004	1	5.8504%	0.3700%	5.8607%	0.9982	-.0103%	-0.18%	
76	12/15/2004	3a	5.8340%	0.4600%	5.8607%	0.9954	-.0267%	-0.46%	
							Mean Error:	-0.0089%	-0.15%
							Standard Deviation:	0.0237%	0.40%

* Statistical outliers, not included in graphs and tables.

WEIGHT PERCENT 240-Pu DATA

Calendar Year 2004

182

LLNL : Calex 2

#	Date Measured	Instr. ID	240-Pu	Uncert. 1 STD	Accepted Weight %	Ratio M/A	Weight % Error	Percent Error	
1	01/05/2004	3A	12.1243%	0.0000%	12.2055%	0.9933	-.0812%	-0.67%	
2	02/10/2004	1	12.1161%	0.0000%	12.2058%	0.9927	-.0897%	-0.73%	
3	03/11/2004	3A	12.2531%	0.0000%	12.2060%	1.0039	0.0471%	0.39%	
4	05/03/2004	2	12.0887%	0.0000%	12.2065%	0.9903	-.1178%	-0.97%	
5	06/04/2004	2	12.2654%	0.0000%	12.2068%	1.0048	0.0586%	0.48%	
6	07/01/2004	2	12.1577%	0.0000%	12.2070%	0.9960	-.0493%	-0.40%	
7	08/03/2004	2	12.2091%	0.0000%	12.2073%	1.0001	0.0018%	0.01%	
8	09/07/2004	2	12.1952%	0.0000%	12.2076%	0.9990	-.0124%	-0.10%	
9	10/11/2004	3A	12.1934%	0.0000%	12.2079%	0.9988	-.0145%	-0.12%	
10	11/03/2004	2	12.1832%	0.0000%	12.2081%	0.9980	-.0249%	-0.20%	
11	12/09/2004	2	12.1412%	0.0000%	12.2084%	0.9945	-.0672%	-0.55%	
							Mean Error:	-0.0318%	-0.26%
							Standard Deviation:	0.0557%	0.46%

* Statistical outliers, not included in graphs and tables.

WEIGHT PERCENT 240-Pu DATA

Calendar Year 2004

183

SRS : Calex 1

#	Date Measured	Instr. ID	240-Pu	Uncert. 1 STD	Accepted Weight %	Ratio M/A	Weight % Error	Percent Error
1	01/01/2004		5.8961%	0.0000%	5.8608%	1.0060	0.0353%	0.60%
2	01/01/2004		6.0355%	0.0000%	5.8608%	1.0298	0.1747%	2.98%
3	01/02/2004		5.8549%	0.0000%	5.8608%	0.9990	-.0059%	-0.10%
4	01/03/2004		5.8863%	0.0000%	5.8608%	1.0043	0.0255%	0.43%
5	01/03/2004		5.9478%	0.0000%	5.8608%	1.0148	0.0870%	1.48%
6	01/04/2004		5.9223%	0.0000%	5.8608%	1.0105	0.0615%	1.05%
7	01/05/2004		5.8410%	0.0000%	5.8608%	0.9966	-.0198%	-0.34%
8	01/06/2004		5.8184%	0.0000%	5.8608%	0.9928	-.0424%	-0.72%
9	01/06/2004		5.9923%	0.0000%	5.8608%	1.0224	0.1315%	2.24%
10	01/06/2004		5.8752%	0.0000%	5.8608%	1.0025	0.0144%	0.25%
11	01/07/2004		5.9352%	0.0000%	5.8608%	1.0127	0.0744%	1.27%
12	01/08/2004		5.9949%	0.0000%	5.8608%	1.0229	0.1341%	2.29%
13	01/08/2004		5.9748%	0.0000%	5.8608%	1.0195	0.1140%	1.95%
14	01/09/2004		5.8407%	0.0000%	5.8608%	0.9966	-.0201%	-0.34%
15	01/09/2004		5.7375%	0.0000%	5.8608%	0.9790	-.1234%	-2.10%
16	01/10/2004		5.8806%	0.0000%	5.8608%	1.0034	0.0198%	0.34%
17	01/10/2004		5.8188%	0.0000%	5.8608%	0.9928	-.0420%	-0.72%
18	01/11/2004		5.7742%	0.0000%	5.8608%	0.9852	-.0866%	-1.48%
19	01/11/2004		5.8137%	0.0000%	5.8608%	0.9920	-.0471%	-0.80%
20	01/12/2004		5.7710%	0.0000%	5.8608%	0.9847	-.0898%	-1.53%
21	01/13/2004		5.7165%	0.0000%	5.8608%	0.9754	-.1443%	-2.46%
22	01/15/2004		6.0913%	0.0000%	5.8608%	1.0393	0.2305%	3.93%
23	01/16/2004		5.8504%	0.0000%	5.8608%	0.9982	-.0105%	-0.18%
24	01/17/2004		5.8040%	0.0000%	5.8608%	0.9903	-.0568%	-0.97%
25	01/17/2004		5.9336%	0.0000%	5.8608%	1.0124	0.0728%	1.24%
26	01/18/2004		5.8287%	0.0000%	5.8608%	0.9945	-.0321%	-0.55%
27	01/18/2004		5.8128%	0.0000%	5.8608%	0.9918	-.0480%	-0.82%
28	01/19/2004		6.1103%	0.0000%	5.8608%	1.0426	0.2495%	4.26%
29	01/19/2004		5.8394%	0.0000%	5.8608%	0.9963	-.0214%	-0.37%
30	01/19/2004		5.8134%	0.0000%	5.8608%	0.9919	-.0474%	-0.81%
31	01/19/2004		5.8414%	0.0000%	5.8608%	0.9967	-.0194%	-0.33%
32	01/20/2004		5.6776%	0.0000%	5.8608%	0.9687	-.1833%	-3.13%
33	01/21/2004		5.9927%	0.0000%	5.8608%	1.0225	0.1319%	2.25%
34	01/21/2004		5.6108%	0.0000%	5.8608%	0.9573	-.2500%	-4.27%
35	01/22/2004		5.7485%	0.0000%	5.8608%	0.9808	-.1123%	-1.92%
36	01/22/2004		5.8498%	0.0000%	5.8608%	0.9981	-.0110%	-0.19%
37	01/23/2004		5.8819%	0.0000%	5.8608%	1.0036	0.0210%	0.36%
38	01/23/2004		5.7881%	0.0000%	5.8608%	0.9876	-.0727%	-1.24%
39	01/24/2004		6.1596%	0.0000%	5.8608%	1.0510	0.2988%	5.10%
40	01/25/2004		5.9997%	0.0000%	5.8608%	1.0237	0.1389%	2.37%
41	01/25/2004		5.9124%	0.0000%	5.8608%	1.0088	0.0515%	0.88%
42	01/25/2004		5.9615%	0.0000%	5.8608%	1.0172	0.1007%	1.72%
43	01/26/2004		5.7031%	0.0000%	5.8608%	0.9731	-.1577%	-2.69%
44	01/27/2004		5.9683%	0.0000%	5.8608%	1.0183	0.1075%	1.83%
45	01/27/2004		5.8844%	0.0000%	5.8608%	1.0040	0.0236%	0.40%
46	01/27/2004		5.8563%	0.0000%	5.8608%	0.9992	-.0045%	-0.08%
47	01/28/2004		5.7726%	0.0000%	5.8608%	0.9849	-.0882%	-1.51%
48	01/29/2004		5.8497%	0.0000%	5.8608%	0.9981	-.0111%	-0.19%
49	01/30/2004		5.8721%	0.0000%	5.8608%	1.0019	0.0113%	0.19%

WEIGHT PERCENT 240-Pu DATA

Calendar Year 2004

184

SRS : Calex 1

#	Date Measured	Instr. ID	240-Pu	Uncert. 1 STD	Accepted Weight %	Ratio M/A	Weight % Error	Percent Error
50	01/30/2004		5.8322%	0.0000%	5.8608%	0.9951	-.0286%	-0.49%
51	02/02/2004		5.9375%	0.0000%	5.8608%	1.0131	0.0767%	1.31%
52	02/03/2004		5.7714%	0.0000%	5.8608%	0.9848	-.0894%	-1.52%
53	02/06/2004		5.6333%	0.0000%	5.8608%	0.9612	-.2276%	-3.88%
54	02/06/2004		5.7591%	0.0000%	5.8608%	0.9827	-.1017%	-1.73%
55	02/07/2004		5.8302%	0.0000%	5.8608%	0.9948	-.0306%	-0.52%
56	02/07/2004		6.0007%	0.0000%	5.8608%	1.0239	0.1398%	2.39%
57	02/07/2004		5.8316%	0.0000%	5.8608%	0.9950	-.0292%	-0.50%
58	02/08/2004		5.6692%	0.0000%	5.8608%	0.9673	-.1916%	-3.27%
59	02/08/2004		5.7390%	0.0000%	5.8608%	0.9792	-.1218%	-2.08%
60	02/08/2004		5.9180%	0.0000%	5.8608%	1.0098	0.0572%	0.98%
61	02/08/2004		5.6692%	0.0000%	5.8608%	0.9673	-.1916%	-3.27%
62	02/09/2004		5.6808%	0.0000%	5.8608%	0.9693	-.1800%	-3.07%
63	02/09/2004		5.9605%	0.0000%	5.8608%	1.0170	0.0997%	1.70%
64	02/10/2004		5.9493%	0.0000%	5.8608%	1.0151	0.0885%	1.51%
65	02/10/2004		5.8519%	0.0000%	5.8608%	0.9985	-.0089%	-0.15%
66	02/11/2004		5.9358%	0.0000%	5.8608%	1.0128	0.0750%	1.28%
67	02/16/2004		5.9261%	0.0000%	5.8608%	1.0111	0.0653%	1.11%
68	02/16/2004		5.8286%	0.0000%	5.8608%	0.9945	-.0322%	-0.55%
69	02/18/2004		5.9911%	0.0000%	5.8608%	1.0222	0.1303%	2.22%
70	02/19/2004		5.8407%	0.0000%	5.8608%	0.9966	-.0201%	-0.34%
71	02/29/2004		5.8690%	0.0000%	5.8608%	1.0014	0.0082%	0.14%
72	03/01/2004		5.9486%	0.0000%	5.8608%	1.0150	0.0878%	1.50%
73	03/01/2004		5.9378%	0.0000%	5.8608%	1.0131	0.0770%	1.31%
74	03/02/2004		5.9453%	0.0000%	5.8608%	1.0144	0.0845%	1.44%
75	03/03/2004		5.9234%	0.0000%	5.8608%	1.0107	0.0626%	1.07%
76	03/03/2004		5.9708%	0.0000%	5.8608%	1.0188	0.1100%	1.88%
77	03/03/2004		5.7603%	0.0000%	5.8608%	0.9828	-.1005%	-1.72%
78	03/04/2004		6.0135%	0.0000%	5.8608%	1.0261	0.1527%	2.61%
79	03/05/2004		5.9406%	0.0000%	5.8608%	1.0136	0.0798%	1.36%
80	03/06/2004		5.9528%	0.0000%	5.8608%	1.0157	0.0920%	1.57%
81	03/06/2004		5.7039%	0.0000%	5.8608%	0.9732	-.1569%	-2.68%
82	03/06/2004		5.9240%	0.0000%	5.8608%	1.0108	0.0632%	1.08%
83	03/07/2004		5.7390%	0.0000%	5.8608%	0.9792	-.1218%	-2.08%
84	03/07/2004		5.8708%	0.0000%	5.8608%	1.0017	0.0100%	0.17%
85	03/08/2004		5.8477%	0.0000%	5.8608%	0.9978	-.0131%	-0.22%
86	03/09/2004		5.8875%	0.0000%	5.8608%	1.0046	0.0267%	0.46%
87	03/10/2004		5.7811%	0.0000%	5.8608%	0.9864	-.0797%	-1.36%
88	03/11/2004		5.8980%	0.0000%	5.8608%	1.0064	0.0372%	0.64%
89	03/13/2004		5.8821%	0.0000%	5.8608%	1.0036	0.0213%	0.36%
90	03/13/2004		5.9134%	0.0000%	5.8608%	1.0090	0.0526%	0.90%
91	03/19/2004		5.9947%	0.0000%	5.8608%	1.0229	0.1339%	2.29%
92	03/20/2004		5.7089%	0.0000%	5.8608%	0.9741	-.1519%	-2.59%
93	03/21/2004		5.7527%	0.0000%	5.8608%	0.9816	-.1081%	-1.84%
94	03/21/2004		5.9361%	0.0000%	5.8608%	1.0129	0.0753%	1.29%
95	03/23/2004		5.7324%	0.0000%	5.8608%	0.9781	-.1284%	-2.19%
96	03/24/2004		5.9471%	0.0000%	5.8608%	1.0147	0.0864%	1.47%
97	03/25/2004		5.6309%	0.0000%	5.8608%	0.9608	-.2299%	-3.92%
98	03/26/2004		5.8411%	0.0000%	5.8608%	0.9966	-.0197%	-0.34%

WEIGHT PERCENT 240-Pu DATA

Calendar Year 2004

185

SRS : Calex 1

#	Date Measured	Instr. ID	240-Pu	Uncert. 1 STD	Accepted Weight %	Ratio M/A	Weight % Error	Percent Error
99	03/26/2004		5.8445%	0.0000%	5.8608%	0.9972	-.0163%	-0.28%
100	03/27/2004		5.8176%	0.0000%	5.8608%	0.9926	-.0432%	-0.74%
101	03/27/2004		5.8548%	0.0000%	5.8608%	0.9990	-.0060%	-0.10%
102	03/27/2004		5.6712%	0.0000%	5.8608%	0.9676	-.1896%	-3.24%
103	03/28/2004		5.9567%	0.0000%	5.8608%	1.0164	0.0959%	1.64%
104	04/03/2004		5.8875%	0.0000%	5.8608%	1.0046	0.0267%	0.46%
105	04/05/2004		5.6285%	0.0000%	5.8608%	0.9604	-.2323%	-3.96%
106	04/05/2004		5.9281%	0.0000%	5.8608%	1.0115	0.0673%	1.15%
107	04/07/2004		5.7660%	0.0000%	5.8608%	0.9838	-.0947%	-1.62%
108	04/08/2004		5.7274%	0.0000%	5.8608%	0.9772	-.1333%	-2.28%
109	04/09/2004		5.9082%	0.0000%	5.8608%	1.0081	0.0474%	0.81%
110	04/09/2004		5.7444%	0.0000%	5.8608%	0.9801	-.1164%	-1.99%
111	04/10/2004		5.7002%	0.0000%	5.8608%	0.9726	-.1606%	-2.74%
112	04/10/2004		5.6551%	0.0000%	5.8608%	0.9649	-.2057%	-3.51%
113	04/15/2004		5.5828%	0.0000%	5.8608%	0.9526	-.2780%	-4.74%
114	04/16/2004		5.9546%	0.0000%	5.8608%	1.0160	0.0938%	1.60%
115	04/16/2004		5.8236%	0.0000%	5.8608%	0.9937	-.0371%	-0.63%
116	04/16/2004		6.0225%	0.0000%	5.8608%	1.0276	0.1617%	2.76%
117	04/17/2004		5.8366%	0.0000%	5.8608%	0.9959	-.0242%	-0.41%
118	04/17/2004		5.8091%	0.0000%	5.8608%	0.9912	-.0517%	-0.88%
119	04/18/2004		5.9246%	0.0000%	5.8608%	1.0109	0.0638%	1.09%
120	04/18/2004		5.8819%	0.0000%	5.8608%	1.0036	0.0211%	0.36%
121	04/20/2004		6.0963%	0.0000%	5.8608%	1.0402	0.2355%	4.02%
122	04/21/2004		5.7695%	0.0000%	5.8608%	0.9844	-.0913%	-1.56%
123	04/21/2004		5.9287%	0.0000%	5.8608%	1.0116	0.0680%	1.16%
124	04/22/2004		5.9329%	0.0000%	5.8608%	1.0123	0.0722%	1.23%
125	04/22/2004		5.7910%	0.0000%	5.8608%	0.9881	-.0698%	-1.19%
126	04/23/2004		5.7218%	0.0000%	5.8608%	0.9763	-.1390%	-2.37%
127	04/23/2004		6.0632%	0.0000%	5.8608%	1.0345	0.2024%	3.45%
128	04/23/2004		5.9208%	0.0000%	5.8608%	1.0102	0.0600%	1.02%
129	04/25/2004		5.8207%	0.0000%	5.8608%	0.9932	-.0400%	-0.68%
130	04/27/2004		5.8398%	0.0000%	5.8608%	0.9964	-.0210%	-0.36%
131	04/28/2004		5.7534%	0.0000%	5.8608%	0.9817	-.1074%	-1.83%
132	04/28/2004		5.9185%	0.0000%	5.8608%	1.0098	0.0577%	0.98%
133	04/29/2004		5.7444%	0.0000%	5.8608%	0.9801	-.1164%	-1.99%
134	04/29/2004		5.8810%	0.0000%	5.8608%	1.0035	0.0202%	0.35%
135	05/17/2004		5.8713%	0.0000%	5.8608%	1.0018	0.0106%	0.18%
136	05/18/2004		5.5683%	0.0000%	5.8608%	0.9501	-.2925%	-4.99%
137	05/18/2004		6.0146%	0.0000%	5.8608%	1.0263	0.1539%	2.63%
138	05/19/2004		5.7392%	0.0000%	5.8608%	0.9793	-.1216%	-2.07%
139	05/25/2004		5.8283%	0.0000%	5.8608%	0.9945	-.0325%	-0.55%
140	05/27/2004		5.9907%	0.0000%	5.8608%	1.0222	0.1299%	2.22%
141	05/28/2004		6.0594%	0.0000%	5.8608%	1.0339	0.1986%	3.39%
142	05/29/2004		5.9084%	0.0000%	5.8608%	1.0081	0.0476%	0.81%
143	05/29/2004		5.7365%	0.0000%	5.8608%	0.9788	-.1242%	-2.12%
144	05/30/2004		5.8623%	0.0000%	5.8608%	1.0003	0.0015%	0.03%
145	05/30/2004		5.8578%	0.0000%	5.8608%	0.9995	-.0030%	-0.05%
146	05/30/2004		5.9009%	0.0000%	5.8608%	1.0068	0.0401%	0.68%
147	05/31/2004		5.8664%	0.0000%	5.8608%	1.0010	0.0056%	0.10%

WEIGHT PERCENT 240-Pu DATA

Calendar Year 2004

186

SRS : Calex 1

#	Date Measured	Instr. ID	240-Pu	Uncert. 1 STD	Accepted Weight %	Ratio M/A	Weight % Error	Percent Error
148	05/31/2004		5.7366%	0.0000%	5.8608%	0.9788	-.1241%	-2.12%
149	05/31/2004		5.9209%	0.0000%	5.8608%	1.0103	0.0602%	1.03%
150	05/31/2004		5.9574%	0.0000%	5.8608%	1.0165	0.0966%	1.65%
151	06/03/2004		5.8221%	0.0000%	5.8608%	0.9934	-.0386%	-0.66%
152	06/04/2004		5.7718%	0.0000%	5.8608%	0.9848	-.0890%	-1.52%
153	06/05/2004		5.8250%	0.0000%	5.8608%	0.9939	-.0358%	-0.61%
154	06/05/2004		5.7666%	0.0000%	5.8608%	0.9839	-.0942%	-1.61%
155	06/05/2004		5.8163%	0.0000%	5.8608%	0.9924	-.0445%	-0.76%
156	06/06/2004		5.8479%	0.0000%	5.8608%	0.9978	-.0129%	-0.22%
157	06/06/2004		5.8550%	0.0000%	5.8608%	0.9990	-.0058%	-0.10%
158	06/07/2004		5.8442%	0.0000%	5.8608%	0.9972	-.0166%	-0.28%
159	06/08/2004		5.8994%	0.0000%	5.8608%	1.0066	0.0386%	0.66%
160	06/12/2004		5.8961%	0.0000%	5.8608%	1.0060	0.0354%	0.60%
161	06/12/2004		5.6051%	0.0000%	5.8608%	0.9564	-.2556%	-4.36%
162	06/13/2004		5.8274%	0.0000%	5.8608%	0.9943	-.0333%	-0.57%
163	06/16/2004		5.8086%	0.0000%	5.8608%	0.9911	-.0521%	-0.89%
164	06/17/2004		5.8818%	0.0000%	5.8608%	1.0036	0.0210%	0.36%
165	06/22/2004		5.7387%	0.0000%	5.8608%	0.9792	-.1221%	-2.08%
166	06/22/2004		5.8372%	0.0000%	5.8608%	0.9960	-.0236%	-0.40%
167	06/23/2004		5.8380%	0.0000%	5.8608%	0.9961	-.0228%	-0.39%
168	06/24/2004		5.8583%	0.0000%	5.8608%	0.9996	-.0024%	-0.04%
169	06/24/2004		5.6167%	0.0000%	5.8608%	0.9583	-.2441%	-4.17%
170	06/25/2004		5.9320%	0.0000%	5.8608%	1.0122	0.0712%	1.22%
171	06/25/2004		5.7335%	0.0000%	5.8608%	0.9783	-.1273%	-2.17%
172	06/26/2004		5.9899%	0.0000%	5.8608%	1.0220	0.1291%	2.20%
173	06/26/2004		5.8726%	0.0000%	5.8608%	1.0020	0.0119%	0.20%
174	06/27/2004		5.9331%	0.0000%	5.8608%	1.0123	0.0723%	1.23%
175	06/28/2004		5.8947%	0.0000%	5.8608%	1.0058	0.0340%	0.58%
176	07/01/2004		5.9938%	0.0000%	5.8608%	1.0227	0.1330%	2.27%
177	07/02/2004		5.8121%	0.0000%	5.8608%	0.9917	-.0486%	-0.83%
178	07/02/2004		5.7319%	0.0000%	5.8608%	0.9780	-.1288%	-2.20%
179	07/03/2004		5.8964%	0.0000%	5.8608%	1.0061	0.0356%	0.61%
180	07/04/2004		5.9895%	0.0000%	5.8608%	1.0220	0.1287%	2.20%
181	07/05/2004		5.8866%	0.0000%	5.8608%	1.0044	0.0258%	0.44%
182	07/06/2004		5.7537%	0.0000%	5.8608%	0.9817	-.1070%	-1.83%
183	07/07/2004		5.7924%	0.0000%	5.8608%	0.9883	-.0683%	-1.17%
184	07/08/2004		5.7413%	0.0000%	5.8608%	0.9796	-.1194%	-2.04%
185	07/08/2004		5.8347%	0.0000%	5.8608%	0.9955	-.0261%	-0.45%
186	07/09/2004		5.8259%	0.0000%	5.8608%	0.9941	-.0348%	-0.59%
187	07/09/2004		6.0063%	0.0000%	5.8608%	1.0248	0.1455%	2.48%
188	07/09/2004		5.7810%	0.0000%	5.8608%	0.9864	-.0798%	-1.36%
189	07/10/2004		5.8008%	0.0000%	5.8608%	0.9898	-.0600%	-1.02%
190	07/11/2004		5.8078%	0.0000%	5.8608%	0.9910	-.0530%	-0.90%
191	07/11/2004		5.9305%	0.0000%	5.8608%	1.0119	0.0697%	1.19%
192	07/12/2004		5.7205%	0.0000%	5.8608%	0.9761	-.1403%	-2.39%
193	07/12/2004		5.8993%	0.0000%	5.8608%	1.0066	0.0386%	0.66%
194	07/12/2004		5.8570%	0.0000%	5.8608%	0.9994	-.0037%	-0.06%
195	07/13/2004		5.7846%	0.0000%	5.8608%	0.9870	-.0762%	-1.30%
196	07/13/2004		5.8649%	0.0000%	5.8608%	1.0007	0.0042%	0.07%

WEIGHT PERCENT 240-Pu DATA

Calendar Year 2004

187

SRS : Calex 1

#	Date Measured	Instr. ID	240-Pu	Uncert. 1 STD	Accepted Weight %	Ratio M/A	Weight % Error	Percent Error
197	07/14/2004		5.8503%	0.0000%	5.8608%	0.9982	-.0104%	-0.18%
198	07/14/2004		5.8285%	0.0000%	5.8608%	0.9945	-.0322%	-0.55%
199	07/15/2004		5.8763%	0.0000%	5.8608%	1.0026	0.0155%	0.26%
200	07/16/2004		5.8917%	0.0000%	5.8608%	1.0053	0.0309%	0.53%
201	07/16/2004		5.7938%	0.0000%	5.8608%	0.9886	-.0670%	-1.14%
202	07/16/2004		5.9803%	0.0000%	5.8608%	1.0204	0.1195%	2.04%
203	07/17/2004		5.8309%	0.0000%	5.8608%	0.9949	-.0298%	-0.51%
204	07/17/2004		5.6859%	0.0000%	5.8608%	0.9702	-.1748%	-2.98%
205	07/19/2004		5.8740%	0.0000%	5.8608%	1.0023	0.0132%	0.23%
206	07/20/2004		6.0127%	0.0000%	5.8608%	1.0259	0.1520%	2.59%
207	07/22/2004		5.9334%	0.0000%	5.8608%	1.0124	0.0727%	1.24%
208	07/22/2004		5.7108%	0.0000%	5.8608%	0.9744	-.1499%	-2.56%
209	07/22/2004		5.9200%	0.0000%	5.8608%	1.0101	0.0592%	1.01%
210	07/23/2004		5.6578%	0.0000%	5.8608%	0.9654	-.2029%	-3.46%
211	07/23/2004		5.7540%	0.0000%	5.8608%	0.9818	-.1068%	-1.82%
212	07/24/2004		5.7344%	0.0000%	5.8608%	0.9784	-.1264%	-2.16%
213	07/24/2004		5.7177%	0.0000%	5.8608%	0.9756	-.1431%	-2.44%
214	07/25/2004		5.8822%	0.0000%	5.8608%	1.0037	0.0214%	0.37%
215	07/26/2004		5.7529%	0.0000%	5.8608%	0.9816	-.1078%	-1.84%
216	07/27/2004		5.9253%	0.0000%	5.8608%	1.0110	0.0645%	1.10%
217	07/28/2004		5.9155%	0.0000%	5.8608%	1.0093	0.0548%	0.93%
218	07/28/2004		5.8087%	0.0000%	5.8608%	0.9911	-.0520%	-0.89%
219	07/28/2004		5.6567%	0.0000%	5.8608%	0.9652	-.2041%	-3.48%
220	07/29/2004		5.9307%	0.0000%	5.8608%	1.0119	0.0700%	1.19%
221	07/30/2004		5.6212%	0.0000%	5.8608%	0.9591	-.2396%	-4.09%
222	07/30/2004		5.9875%	0.0000%	5.8608%	1.0216	0.1267%	2.16%
223	07/31/2004		5.8682%	0.0000%	5.8608%	1.0013	0.0074%	0.13%
224	07/31/2004		5.8832%	0.0000%	5.8608%	1.0038	0.0224%	0.38%
225	08/04/2004		5.8394%	0.0000%	5.8607%	0.9964	-.0213%	-0.36%
226	08/05/2004		5.6629%	0.0000%	5.8607%	0.9662	-.1978%	-3.38%
227	08/05/2004		5.7377%	0.0000%	5.8607%	0.9790	-.1231%	-2.10%
228	08/05/2004		5.8661%	0.0000%	5.8607%	1.0009	0.0054%	0.09%
229	08/05/2004		5.7366%	0.0000%	5.8607%	0.9788	-.1241%	-2.12%
230	08/06/2004		5.8589%	0.0000%	5.8607%	0.9997	-.0019%	-0.03%
231	08/06/2004		5.6452%	0.0000%	5.8607%	0.9632	-.2156%	-3.68%
232	08/07/2004		5.6448%	0.0000%	5.8607%	0.9632	-.2159%	-3.68%
233	08/08/2004		5.6861%	0.0000%	5.8607%	0.9702	-.1746%	-2.98%
234	08/08/2004		5.7950%	0.0000%	5.8607%	0.9888	-.0657%	-1.12%
235	08/31/2004		5.8362%	0.0000%	5.8607%	0.9958	-.0245%	-0.42%
236	09/02/2004		5.8888%	0.0000%	5.8607%	1.0048	0.0280%	0.48%
237	09/02/2004		5.6111%	0.0000%	5.8607%	0.9574	-.2496%	-4.26%
238	09/03/2004		5.8119%	0.0000%	5.8607%	0.9917	-.0489%	-0.83%
239	09/04/2004		5.8663%	0.0000%	5.8607%	1.0010	0.0056%	0.10%
240	09/04/2004		5.7769%	0.0000%	5.8607%	0.9857	-.0838%	-1.43%
241	09/05/2004		5.7421%	0.0000%	5.8607%	0.9798	-.1187%	-2.02%
242	09/06/2004		5.8032%	0.0000%	5.8607%	0.9902	-.0576%	-0.98%
243	09/06/2004		5.8579%	0.0000%	5.8607%	0.9995	-.0028%	-0.05%
244	09/06/2004		5.7842%	0.0000%	5.8607%	0.9869	-.0765%	-1.31%
245	09/07/2004		5.7458%	0.0000%	5.8607%	0.9804	-.1149%	-1.96%

WEIGHT PERCENT 240-Pu DATA

Calendar Year 2004

188

SRS : Calex 1

#	Date Measured	Instr. ID	240-Pu	Uncert. 1 STD	Accepted Weight %	Ratio M/A	Weight % Error	Percent Error
246	09/07/2004		5.7490%	0.0000%	5.8607%	0.9809	-1.117%	-1.91%
247	09/08/2004		5.7850%	0.0000%	5.8607%	0.9871	-.0757%	-1.29%
248	09/08/2004		5.9457%	0.0000%	5.8607%	1.0145	0.0850%	1.45%
249	09/12/2004		5.7915%	0.0000%	5.8607%	0.9882	-.0692%	-1.18%
250	09/13/2004		5.7720%	0.0000%	5.8607%	0.9849	-.0887%	-1.51%
251	09/13/2004		5.7546%	0.0000%	5.8607%	0.9819	-.1062%	-1.81%
252	09/14/2004		5.7211%	0.0000%	5.8607%	0.9762	-.1396%	-2.38%
253	09/15/2004		5.8106%	0.0000%	5.8607%	0.9914	-.0502%	-0.86%
254	09/16/2004		5.7207%	0.0000%	5.8607%	0.9761	-.1400%	-2.39%
255	09/16/2004		5.9531%	0.0000%	5.8607%	1.0158	0.0923%	1.58%
256	09/16/2004		5.8889%	0.0000%	5.8607%	1.0048	0.0282%	0.48%
257	09/17/2004		5.7712%	0.0000%	5.8607%	0.9847	-.0896%	-1.53%
258	09/17/2004		5.6764%	0.0000%	5.8607%	0.9685	-.1844%	-3.15%
259	09/18/2004		5.8247%	0.0000%	5.8607%	0.9939	-.0360%	-0.61%
260	09/18/2004		6.0328%	0.0000%	5.8607%	1.0294	0.1720%	2.94%
261	09/19/2004		5.9627%	0.0000%	5.8607%	1.0174	0.1020%	1.74%
262	09/19/2004		5.8387%	0.0000%	5.8607%	0.9962	-.0220%	-0.38%
263	09/25/2004		5.7495%	0.0000%	5.8607%	0.9810	-.1112%	-1.90%
264	09/25/2004		5.7301%	0.0000%	5.8607%	0.9777	-.1306%	-2.23%
265	09/25/2004		5.7495%	0.0000%	5.8607%	0.9810	-.1112%	-1.90%
266	09/26/2004		5.7225%	0.0000%	5.8607%	0.9764	-.1383%	-2.36%
267	09/26/2004		5.6216%	0.0000%	5.8607%	0.9592	-.2391%	-4.08%
268	09/27/2004		5.7670%	0.0000%	5.8607%	0.9840	-.0938%	-1.60%
269	09/28/2004		5.8562%	0.0000%	5.8607%	0.9992	-.0046%	-0.08%
270	09/29/2004		5.8847%	0.0000%	5.8607%	1.0041	0.0240%	0.41%
271	09/30/2004		5.7306%	0.0000%	5.8607%	0.9778	-.1302%	-2.22%
272	10/01/2004		5.6969%	0.0000%	5.8607%	0.9721	-.1638%	-2.79%
273	10/01/2004		5.6800%	0.0000%	5.8607%	0.9692	-.1807%	-3.08%
274	10/08/2004		5.6716%	0.0000%	5.8607%	0.9677	-.1891%	-3.23%
275	10/09/2004		5.7064%	0.0000%	5.8607%	0.9737	-.1543%	-2.63%
276	10/10/2004		5.7661%	0.0000%	5.8607%	0.9838	-.0947%	-1.62%
277	10/10/2004		5.9176%	0.0000%	5.8607%	1.0097	0.0568%	0.97%
278	10/11/2004		5.7453%	0.0000%	5.8607%	0.9803	-.1155%	-1.97%
279	10/12/2004		5.6663%	0.0000%	5.8607%	0.9668	-.1944%	-3.32%
280	10/13/2004		6.0010%	0.0000%	5.8607%	1.0239	0.1402%	2.39%
281	10/13/2004		5.9867%	0.0000%	5.8607%	1.0215	0.1260%	2.15%
282	10/13/2004		5.6436%	0.0000%	5.8607%	0.9630	-.2171%	-3.70%
283	10/14/2004		5.6954%	0.0000%	5.8607%	0.9718	-.1653%	-2.82%
284	10/14/2004		5.7104%	0.0000%	5.8607%	0.9743	-.1503%	-2.57%
285	10/16/2004		5.7188%	0.0000%	5.8607%	0.9758	-.1419%	-2.42%
286	10/16/2004		5.6101%	0.0000%	5.8607%	0.9572	-.2507%	-4.28%
287	10/16/2004		5.8379%	0.0000%	5.8607%	0.9961	-.0228%	-0.39%
288	10/17/2004		5.8624%	0.0000%	5.8607%	1.0003	0.0017%	0.03%
289	10/17/2004		5.7256%	0.0000%	5.8607%	0.9769	-.1351%	-2.31%
290	10/18/2004		5.7268%	0.0000%	5.8607%	0.9771	-.1340%	-2.29%
291	10/18/2004		5.7271%	0.0000%	5.8607%	0.9772	-.1337%	-2.28%
292	10/21/2004		5.7644%	0.0000%	5.8607%	0.9836	-.0963%	-1.64%
293	10/22/2004		5.7290%	0.0000%	5.8607%	0.9775	-.1317%	-2.25%
294	10/22/2004		5.8606%	0.0000%	5.8607%	1.0000	-.0001%	0.00%

WEIGHT PERCENT 240-Pu DATA

Calendar Year 2004

189

SRS : Calex 1

#	Date Measured	Instr. ID	240-Pu	Uncert. 1 STD	Accepted Weight %	Ratio M/A	Weight % Error	Percent Error
295	10/23/2004		5.5598%	0.0000%	5.8607%	0.9487	-.3009%	-5.13%
296	10/24/2004		5.8562%	0.0000%	5.8607%	0.9992	-.0045%	-0.08%
297	10/24/2004		5.7162%	0.0000%	5.8607%	0.9753	-.1446%	-2.47%
298	10/24/2004		5.8450%	0.0000%	5.8607%	0.9973	-.0158%	-0.27%
299	10/25/2004		5.6553%	0.0000%	5.8607%	0.9650	-.2054%	-3.50%
300	10/25/2004		5.6128%	0.0000%	5.8607%	0.9577	-.2479%	-4.23%
301	10/26/2004		5.7762%	0.0000%	5.8607%	0.9856	-.0846%	-1.44%
302	10/26/2004		5.8565%	0.0000%	5.8607%	0.9993	-.0043%	-0.07%
303	10/26/2004		5.7528%	0.0000%	5.8607%	0.9816	-.1080%	-1.84%
304	10/27/2004		5.8350%	0.0000%	5.8607%	0.9956	-.0257%	-0.44%
305	10/28/2004		5.7173%	0.0000%	5.8607%	0.9755	-.1435%	-2.45%
306	10/29/2004		5.7762%	0.0000%	5.8607%	0.9856	-.0845%	-1.44%
307	10/29/2004		5.8275%	0.0000%	5.8607%	0.9943	-.0332%	-0.57%
308	10/30/2004		5.6745%	0.0000%	5.8607%	0.9682	-.1863%	-3.18%
309	10/30/2004		5.8788%	0.0000%	5.8607%	1.0031	0.0180%	0.31%
310	10/30/2004		5.6625%	0.0000%	5.8607%	0.9662	-.1983%	-3.38%
311	10/31/2004		5.7795%	0.0000%	5.8607%	0.9861	-.0812%	-1.39%
312	10/31/2004		5.9361%	0.0000%	5.8607%	1.0129	0.0754%	1.29%
313	11/01/2004		5.8475%	0.0000%	5.8607%	0.9977	-.0132%	-0.23%
314	11/01/2004		5.8478%	0.0000%	5.8607%	0.9978	-.0129%	-0.22%
315	11/03/2004		5.7708%	0.0000%	5.8607%	0.9847	-.0899%	-1.53%
316	11/03/2004		5.5967%	0.0000%	5.8607%	0.9550	-.2640%	-4.50%
317	11/03/2004		5.5964%	0.0000%	5.8607%	0.9549	-.2643%	-4.51%
318	11/04/2004		5.6959%	0.0000%	5.8607%	0.9719	-.1648%	-2.81%
319	11/04/2004		5.9108%	0.0000%	5.8607%	1.0085	0.0501%	0.85%
320	11/05/2004		5.8681%	0.0000%	5.8607%	1.0013	0.0074%	0.13%
321	11/05/2004		5.7060%	0.0000%	5.8607%	0.9736	-.1547%	-2.64%
322	11/06/2004		5.7843%	0.0000%	5.8607%	0.9870	-.0764%	-1.30%
323	11/06/2004		6.0277%	0.0000%	5.8607%	1.0285	0.1669%	2.85%
324	11/06/2004		5.7990%	0.0000%	5.8607%	0.9895	-.0617%	-1.05%
325	11/06/2004		5.7048%	0.0000%	5.8607%	0.9734	-.1559%	-2.66%
326	11/07/2004		5.7250%	0.0000%	5.8607%	0.9768	-.1357%	-2.32%
327	11/08/2004		5.7826%	0.0000%	5.8607%	0.9867	-.0782%	-1.33%
328	11/08/2004		5.7055%	0.0000%	5.8607%	0.9735	-.1552%	-2.65%
329	11/08/2004		5.8137%	0.0000%	5.8607%	0.9920	-.0470%	-0.80%
330	11/08/2004		5.8249%	0.0000%	5.8607%	0.9939	-.0359%	-0.61%
331	11/09/2004		5.7771%	0.0000%	5.8607%	0.9857	-.0837%	-1.43%
332	11/09/2004		5.7069%	0.0000%	5.8607%	0.9737	-.1539%	-2.63%
333	11/10/2004		5.8378%	0.0000%	5.8607%	0.9961	-.0229%	-0.39%
334	11/10/2004		5.8637%	0.0000%	5.8607%	1.0005	0.0030%	0.05%
335	11/10/2004		5.6983%	0.0000%	5.8607%	0.9723	-.1625%	-2.77%
336	11/10/2004		5.6980%	0.0000%	5.8607%	0.9722	-.1628%	-2.78%
337	11/11/2004		5.6995%	0.0000%	5.8607%	0.9725	-.1612%	-2.75%
338	11/13/2004		5.7036%	0.0000%	5.8607%	0.9732	-.1572%	-2.68%
339	11/13/2004		5.7585%	0.0000%	5.8607%	0.9826	-.1023%	-1.74%
340	11/14/2004		5.7152%	0.0000%	5.8607%	0.9752	-.1455%	-2.48%
341	11/14/2004		5.8112%	0.0000%	5.8607%	0.9915	-.0495%	-0.85%
342	11/14/2004		5.5981%	0.0000%	5.8607%	0.9552	-.2626%	-4.48%
343	11/15/2004		5.6820%	0.0000%	5.8607%	0.9695	-.1787%	-3.05%

WEIGHT PERCENT 240-Pu DATA

Calendar Year 2004

190

SRS : Calex 1

#	Date Measured	Instr. ID	240-Pu	Uncert. 1 STD	Accepted Weight %	Ratio M/A	Weight % Error	Percent Error
344	11/16/2004		5.7628%	0.0000%	5.8607%	0.9833	-.0979%	-1.67%
345	11/17/2004		5.8074%	0.0000%	5.8607%	0.9909	-.0533%	-0.91%
346	11/17/2004		5.6301%	0.0000%	5.8607%	0.9607	-.2306%	-3.93%
347	11/18/2004		5.7450%	0.0000%	5.8607%	0.9803	-.1157%	-1.97%
348	11/18/2004		5.8051%	0.0000%	5.8607%	0.9905	-.0557%	-0.95%
349	11/19/2004		5.9178%	0.0000%	5.8607%	1.0097	0.0571%	0.97%
350	11/19/2004		5.7903%	0.0000%	5.8607%	0.9880	-.0704%	-1.20%
351	11/19/2004		5.7868%	0.0000%	5.8607%	0.9874	-.0740%	-1.26%
352	11/19/2004		5.6545%	0.0000%	5.8607%	0.9648	-.2062%	-3.52%
353	11/20/2004		5.8279%	0.0000%	5.8607%	0.9944	-.0328%	-0.56%
354	11/21/2004		5.7555%	0.0000%	5.8607%	0.9821	-.1052%	-1.79%
355	11/25/2004		5.7761%	0.0000%	5.8607%	0.9856	-.0846%	-1.44%
356	11/25/2004		5.6052%	0.0000%	5.8607%	0.9564	-.2555%	-4.36%
357	11/25/2004		5.9500%	0.0000%	5.8607%	1.0152	0.0893%	1.52%
358	12/03/2004		5.8785%	0.0000%	5.8607%	1.0030	0.0178%	0.30%
359	12/05/2004		5.6968%	0.0000%	5.8607%	0.9720	-.1639%	-2.80%
360	12/14/2004		5.6902%	0.0000%	5.8607%	0.9709	-.1705%	-2.91%
361	12/14/2004		5.7240%	0.0000%	5.8607%	0.9767	-.1367%	-2.33%
362	12/14/2004		5.7994%	0.0000%	5.8607%	0.9895	-.0613%	-1.05%
363	12/15/2004		5.9082%	0.0000%	5.8607%	1.0081	0.0475%	0.81%
364	12/15/2004		6.0158%	0.0000%	5.8607%	1.0265	0.1550%	2.65%
365	12/16/2004		5.6106%	0.0000%	5.8607%	0.9573	-.2501%	-4.27%
366	12/16/2004		5.8692%	0.0000%	5.8607%	1.0015	0.0085%	0.15%
367	12/18/2004		5.8204%	0.0000%	5.8607%	0.9931	-.0403%	-0.69%
368	12/19/2004		5.6609%	0.0000%	5.8607%	0.9659	-.1998%	-3.41%
369	12/19/2004		5.6632%	0.0000%	5.8607%	0.9663	-.1976%	-3.37%
370	12/19/2004		5.5829%	0.0000%	5.8607%	0.9526	-.2778%	-4.74%
371	12/20/2004		5.8626%	0.0000%	5.8607%	1.0003	0.0019%	0.03%
372	12/20/2004		5.6539%	0.0000%	5.8607%	0.9647	-.2068%	-3.53%
373	12/22/2004		5.9093%	0.0000%	5.8607%	1.0083	0.0486%	0.83%
374	12/22/2004		5.8111%	0.0000%	5.8607%	0.9915	-.0496%	-0.85%
375	12/23/2004		5.8422%	0.0000%	5.8607%	0.9968	-.0185%	-0.32%
376	12/23/2004		5.8480%	0.0000%	5.8607%	0.9978	-.0127%	-0.22%
377	12/24/2004		5.9166%	0.0000%	5.8607%	1.0095	0.0559%	0.95%
378	12/26/2004		5.9092%	0.0000%	5.8607%	1.0083	0.0485%	0.83%
379	12/26/2004		5.6141%	0.0000%	5.8607%	0.9579	-.2466%	-4.21%
380	12/27/2004		5.6456%	0.0000%	5.8607%	0.9633	-.2151%	-3.67%
381	12/27/2004		5.7794%	0.0000%	5.8607%	0.9861	-.0813%	-1.39%

* Statistical outliers, not included in graphs and tables.

Mean Error:	-0.0433%	-0.74%
Standard Deviation:	0.1105%	1.88%

N. ²⁴¹Pu ISOTOPE ABUNDANCE TABLES AND GRAPHS

RESULTS OF ANALYSIS OF 241-Pu DATA
 1st QUARTER 2004 Calex 1

	HANFORD	LLNL	SRS
Mean error (weight %)	0.0003%	0.0001%	-0.0003%
Standard Deviation (weight %)	0.0007%	0.0006%	0.0009%
Uncertainty in the Mean (weight %)	0.0001%	0.0001%	0.0001%
Mean Error (%)	0.31%	0.06%	-0.23%
Standard Deviation (%)	0.64%	0.54%	0.81%
Uncertainty in the Mean (%)	0.10%	0.11%	0.08%
Number of Data Points	39	24	103
Number of Outliers	0	0	0

Difference from Last Quarter in:

Mean error (weight %)	0.0001%	0.0003%	0.0014%
Standard Deviation (weight %)	0.0000%	-0.0003%	0.0001%
Uncertainty in the Mean (weight %)	0.0000%	-0.0002%	0.0000%
Mean Error (%)	0.08%	0.27%	1.19%
Standard Deviation (%)	0.02%	-0.26%	0.10%
Uncertainty in the Mean (%)	-0.01%	-0.16%	0.01%
Number of Data Points	9	15	-3

RESULTS OF ANALYSIS OF 241-Pu DATA
 2nd QUARTER 2004 Calex 1

	HANFORD	LLNL	SRS
Mean error (weight %)	0.0002%	0.0001%	-0.0031%
Standard Deviation (weight %)	0.0006%	0.0005%	0.0024%
Uncertainty in the Mean (weight %)	0.0001%	0.0001%	0.0003%
Mean Error (%)	0.19%	0.06%	-2.77%
Standard Deviation (%)	0.56%	0.48%	2.12%
Uncertainty in the Mean (%)	0.09%	0.10%	0.25%

Number of Data Points	41	23	72
Number of Outliers	1	0	0

Difference from Last Quarter in:

Mean error (weight %)	-0.0001%	0.0000%	-0.0028%
Standard Deviation (weight %)	-0.0001%	-0.0001%	0.0014%
Uncertainty in the Mean (weight %)	0.0000%	0.0000%	0.0002%
Mean Error (%)	-0.11%	0.00%	-2.54%
Standard Deviation (%)	-0.08%	-0.06%	1.31%
Uncertainty in the Mean (%)	-0.02%	-0.01%	0.17%

Number of Data Points	2	-1	-31
-----------------------	---	----	-----

RESULTS OF ANALYSIS OF 241-Pu DATA
 3rd QUARTER 2004 Calex 1

	HANFORD	LLNL	SRS
Mean error (weight %)	0.0001%	-0.0001%	-0.0031%
Standard Deviation (weight %)	0.0008%	0.0007%	0.0033%
Uncertainty in the Mean (weight %)	0.0001%	0.0002%	0.0003%
Mean Error (%)	0.10%	-0.05%	-2.80%
Standard Deviation (%)	0.72%	0.63%	2.95%
Uncertainty in the Mean (%)	0.11%	0.15%	0.30%

Number of Data Points	41	17	96
Number of Outliers	0	0	0

Difference from Last Quarter in:

Mean error (weight %)	-0.0001%	-0.0001%	0.0000%
Standard Deviation (weight %)	0.0002%	0.0002%	0.0009%
Uncertainty in the Mean (weight %)	0.0000%	0.0001%	0.0001%
Mean Error (%)	-0.09%	-0.12%	-0.02%
Standard Deviation (%)	0.15%	0.15%	0.83%
Uncertainty in the Mean (%)	0.02%	0.05%	0.05%

Number of Data Points	0	-6	24
-----------------------	---	----	----

RESULTS OF ANALYSIS OF 241-Pu DATA
 4th QUARTER 2004 Calex 1

	HANFORD	LLNL	SRS
Mean error (weight %)	0.0004%	-0.0002%	0.0015%
Standard Deviation (weight %)	0.0005%	0.0008%	0.0010%
Uncertainty in the Mean (weight %)	0.0001%	0.0002%	0.0001%
Mean Error (%)	0.34%	-0.23%	1.40%
Standard Deviation (%)	0.47%	0.71%	0.94%
Uncertainty in the Mean (%)	0.09%	0.20%	0.09%
Number of Data Points	26	12	110
Number of Outliers	0	0	0

Difference from Last Quarter in:

Mean error (weight %)	0.0003%	-0.0002%	0.0046%
Standard Deviation (weight %)	-0.0003%	0.0001%	-0.0022%
Uncertainty in the Mean (weight %)	0.0000%	0.0001%	-0.0002%
Mean Error (%)	0.24%	-0.17%	4.20%
Standard Deviation (%)	-0.24%	0.08%	-2.01%
Uncertainty in the Mean (%)	-0.02%	0.05%	-0.21%
Number of Data Points	-15	-5	14

RESULTS OF ANALYSIS OF 241-Pu DATA
 1st QUARTER 2004 Calex 2

	HANFORD	LLNL	SRS
Mean error (weight %)	****	0.1064%	****
Standard Deviation (weight %)	****	0.0041%	****
Uncertainty in the Mean (weight %)	****	0.0024%	****
Mean Error (%)	****	15.86%	****
Standard Deviation (%)	****	0.64%	****
Uncertainty in the Mean (%)	****	0.37%	****
Number of Data Points	****	3	****
Number of Outliers	****	0	****
Difference from Last Quarter in:			
Mean error (weight %)	****	0.0079%	****
Standard Deviation (weight %)	****	0.0020%	****
Uncertainty in the Mean (weight %)	****	0.0014%	****
Mean Error (%)	****	1.36%	****
Standard Deviation (%)	****	0.30%	****
Uncertainty in the Mean (%)	****	0.22%	****
Number of Data Points	0	-2	0

RESULTS OF ANALYSIS OF 241-Pu DATA
 2nd QUARTER 2004 Calex 2

	HANFORD	LLNL	SRS
Mean error (weight %)	****	0.1158%	****
Standard Deviation (weight %)	****	0.0013%	****
Uncertainty in the Mean (weight %)	****	0.0009%	****
Mean Error (%)	****	17.49%	****
Standard Deviation (%)	****	0.24%	****
Uncertainty in the Mean (%)	****	0.17%	****
Number of Data Points	****	2	****
Number of Outliers	****	0	****
Difference from Last Quarter in:			
Mean error (weight %)	****	0.0094%	****
Standard Deviation (weight %)	****	-0.0028%	****
Uncertainty in the Mean (weight %)	****	-0.0015%	****
Mean Error (%)	****	1.63%	****
Standard Deviation (%)	****	-0.40%	****
Uncertainty in the Mean (%)	****	-0.20%	****
Number of Data Points	0	-1	0


RESULTS OF ANALYSIS OF 241-Pu DATA
 3rd QUARTER 2004 Calex 2

	HANFORD	LLNL	SRS
Mean error (weight %)	****	0.1236%	****
Standard Deviation (weight %)	****	0.0036%	****
Uncertainty in the Mean (weight %)	****	0.0021%	****
Mean Error (%)	****	18.86%	****
Standard Deviation (%)	****	0.64%	****
Uncertainty in the Mean (%)	****	0.37%	****
Number of Data Points	****	3	****
Number of Outliers	****	0	****
Difference from Last Quarter in:			
Mean error (weight %)	****	0.0078%	****
Standard Deviation (weight %)	****	0.0024%	****
Uncertainty in the Mean (weight %)	****	0.0012%	****
Mean Error (%)	****	1.37%	****
Standard Deviation (%)	****	0.40%	****
Uncertainty in the Mean (%)	****	0.20%	****
Number of Data Points	0	1	0

RESULTS OF ANALYSIS OF 241-Pu DATA
 4th QUARTER 2004 Calex 2

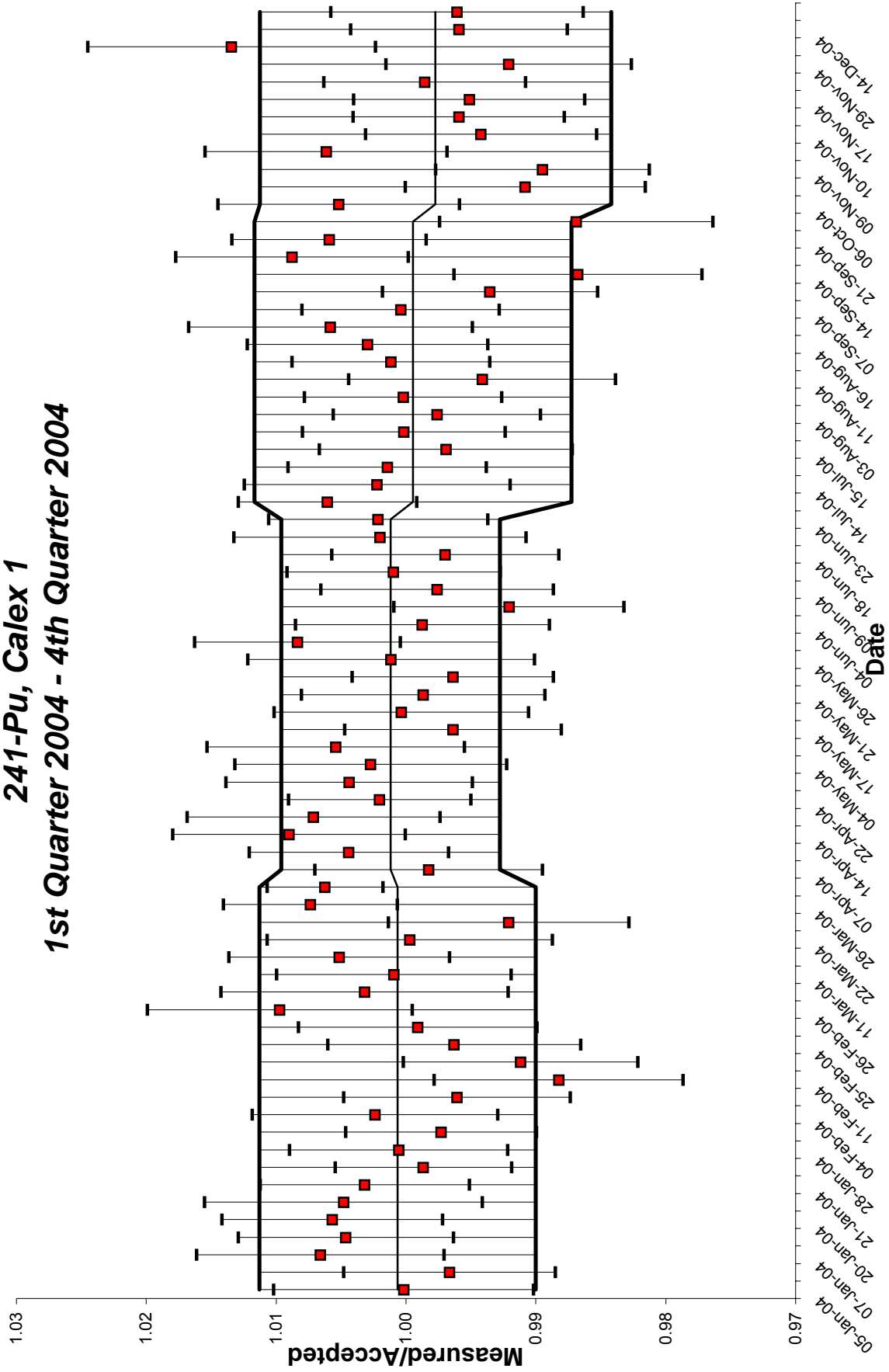
	HANFORD	LLNL	SRS
Mean error (weight %)	****	0.1309%	****
Standard Deviation (weight %)	****	0.0046%	****
Uncertainty in the Mean (weight %)	****	0.0026%	****
Mean Error (%)	****	20.23%	****
Standard Deviation (%)	****	0.76%	****
Uncertainty in the Mean (%)	****	0.44%	****
Number of Data Points	****	3	****
Number of Outliers	****	0	****
Difference from Last Quarter in:			
Mean error (weight %)	****	0.0073%	****
Standard Deviation (weight %)	****	0.0009%	****
Uncertainty in the Mean (weight %)	****	0.0005%	****
Mean Error (%)	****	1.37%	****
Standard Deviation (%)	****	0.12%	****
Uncertainty in the Mean (%)	****	0.07%	****
Number of Data Points	0	0	0

HANFORD
241-Pu, Calex 1
1st Quarter 2004 - 4th Quarter 2004

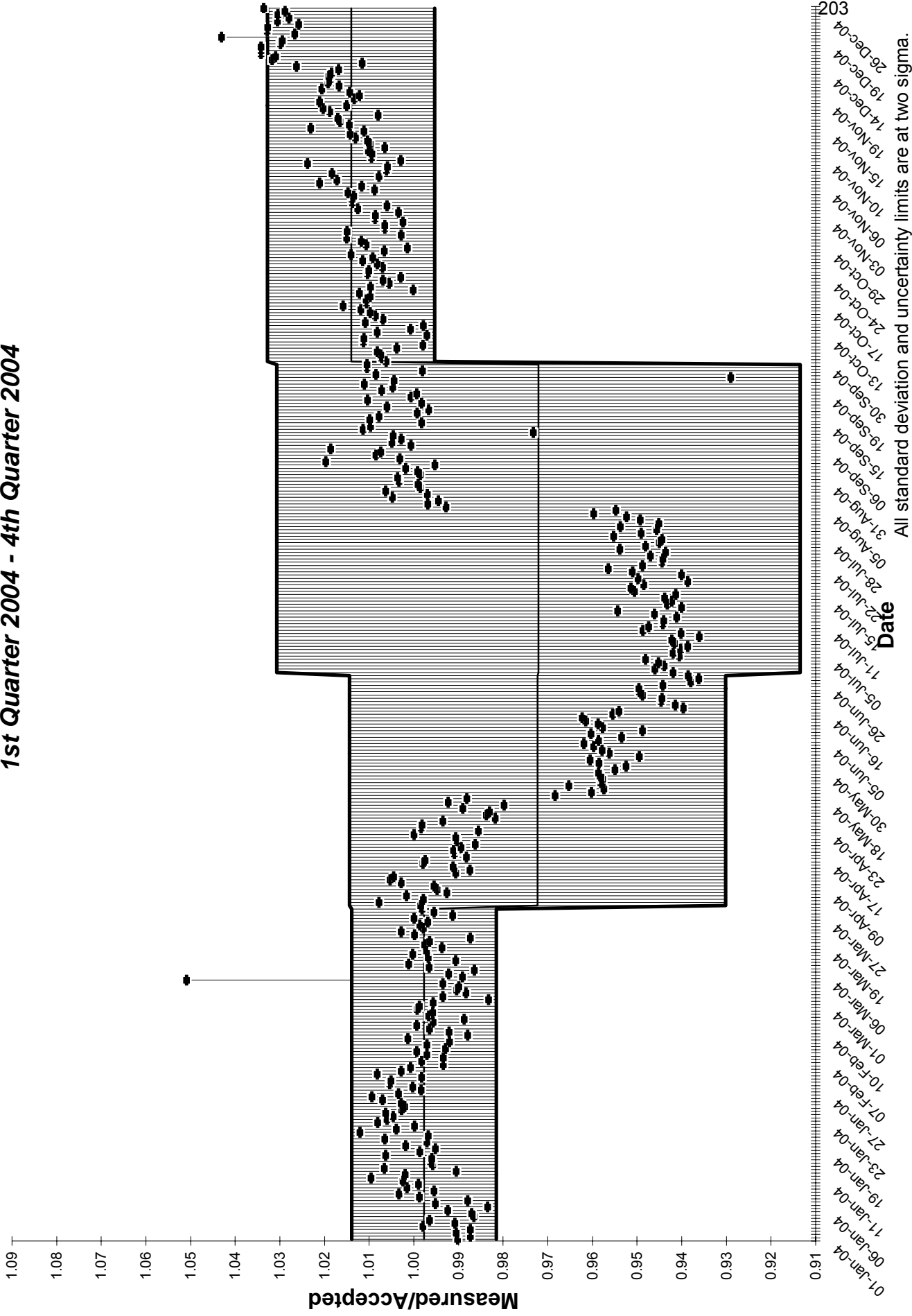


All standard deviation and uncertainty limits are at two sigma.

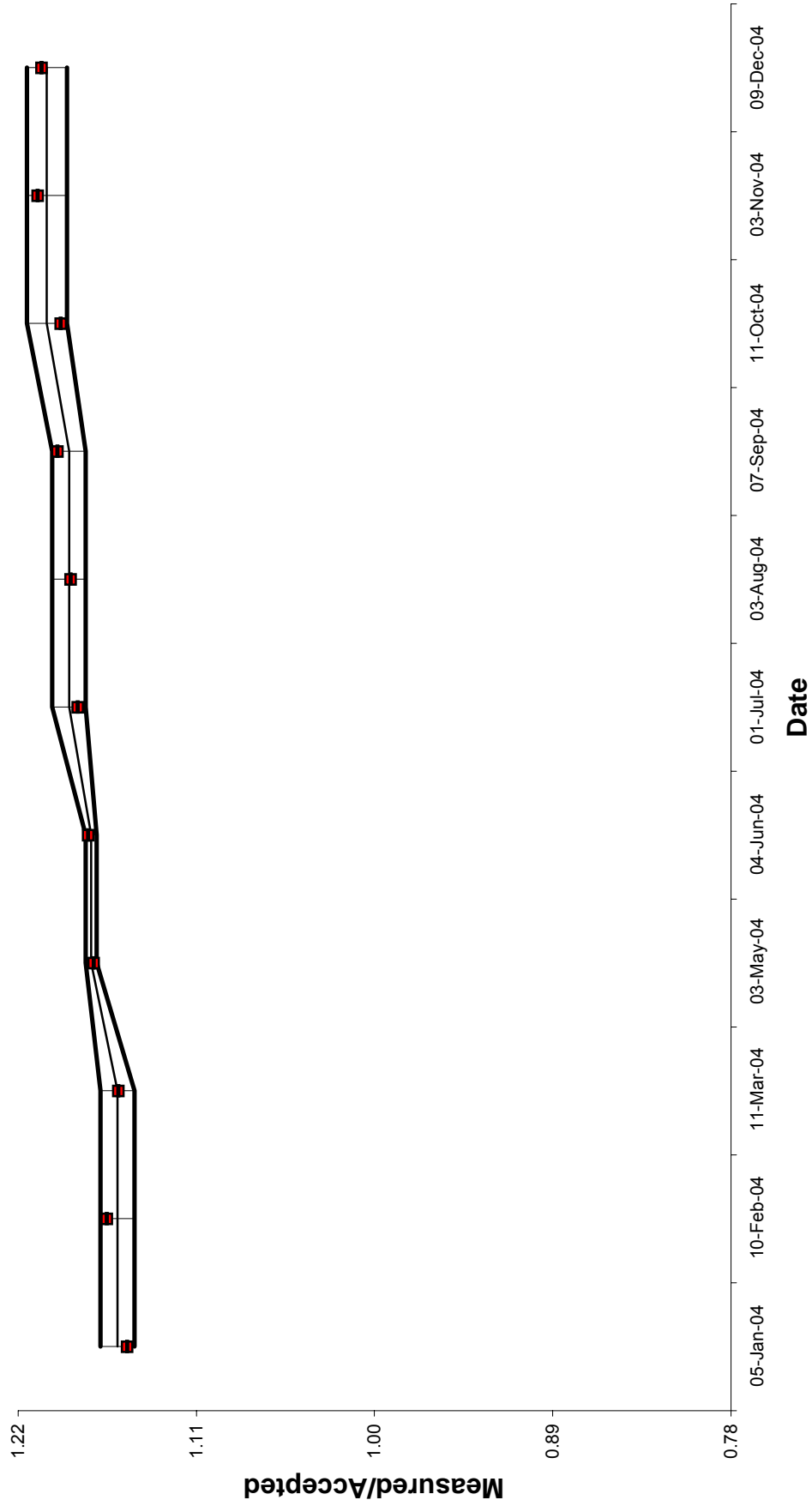
LAWRENCE LIVERMORE
241-Pu, Calex 1
1st Quarter 2004 - 4th Quarter 2004



SAVANNAH RIVER
241-Pu, Calex 1
1st Quarter 2004 - 4th Quarter 2004



LAWRENCE LIVERMORE
241-Pu, Calex 2
1st Quarter 2004 - 4th Quarter 2004



RESULTS OF ANALYSIS OF 241-Pu DATA
2004 Calex 1

	HANFORD	LLNL	SRS
Mean error (weight %)	0.0002%	0.0000%	-0.0099%
Standard Deviation (weight %)	0.0007%	0.0006%	0.0285%
Uncertainty in the Mean (weight %)	0.0001%	0.0001%	0.0015%
Mean Error (%)	0.22%	-0.01%	-0.89%
Standard Deviation (%)	0.62%	0.57%	2.58%
Uncertainty in the Mean (%)	0.05%	0.07%	0.13%
Number of Data Points	147	76	381
Number of Outliers	1	0	0

Difference from Last Year in:

Mean error (weight %)	0.0000%	0.0004%	-0.0076%
Standard Deviation (weight %)	0.0000%	-0.0002%	-0.0002%
Uncertainty in the Mean (weight %)	0.0000%	0.0000%	0.0002%
Mean Error (%)	0.02%	0.33%	-0.67%
Standard Deviation (%)	0.04%	-0.12%	0.14%
Uncertainty in the Mean (%)	0.01%	-0.01%	0.02%
Number of Data Points	-19	-12	-98
Number of Outliers	-1	-1	-3

RESULTS OF ANALYSIS OF 241-Pu DATA
2004 Calex 2

HANFORD LLNL SRS

Mean error (weight %) ***** 0.1195% *****
 Standard Deviation (weight %) ***** 0.0104% *****
 Uncertainty in the Mean (weight %) ***** 0.0031% *****

Mean Error (%) ***** 18.17% *****
 Standard Deviation (%) ***** 1.84% *****
 Uncertainty in the Mean (%) ***** 0.56% *****

Number of Data Points ***** 11 *****
 Number of Outliers ***** 0 *****

Difference from Last Year in:

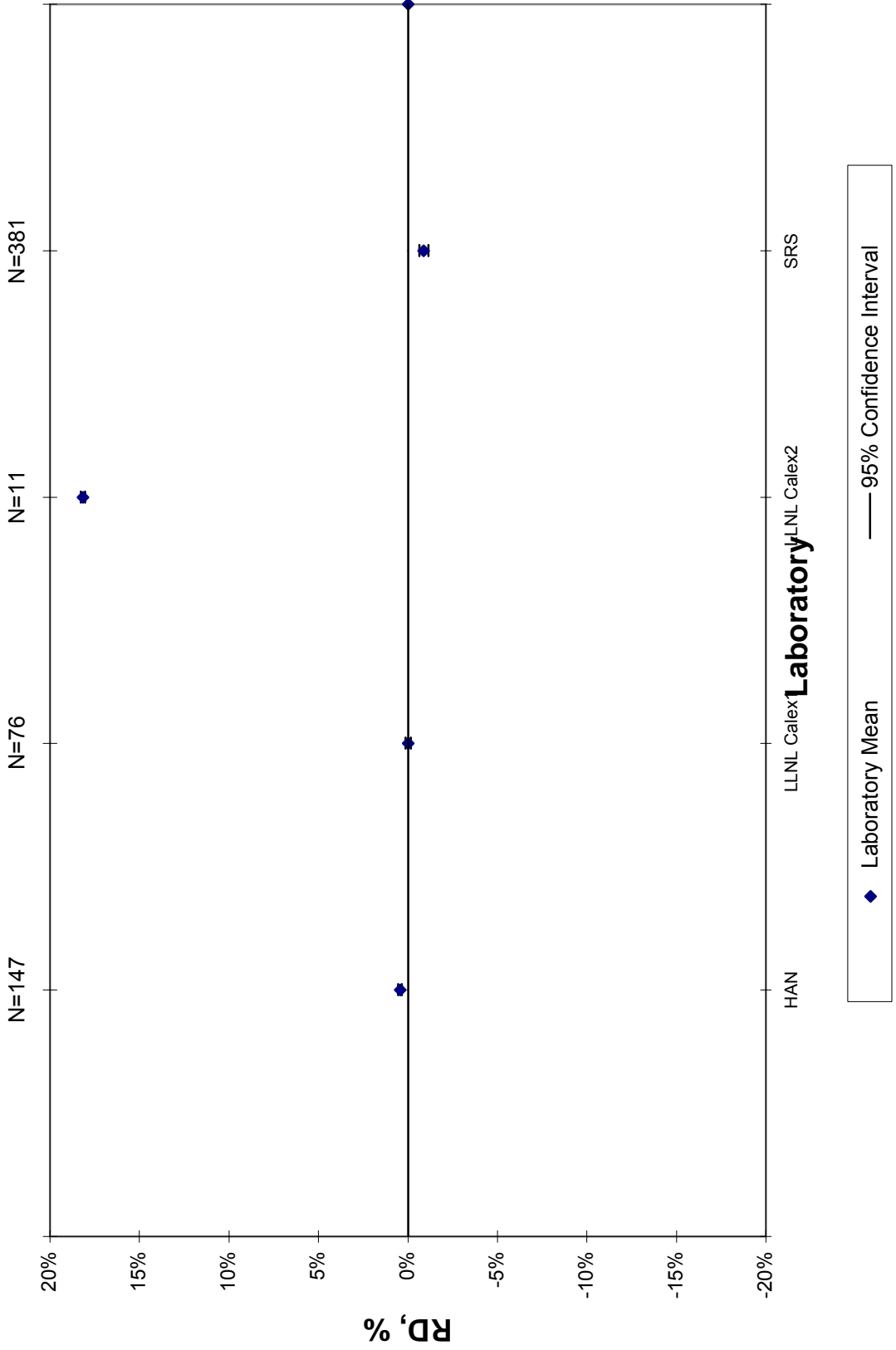
Mean error (weight %) ***** 0.0325% *****
 Standard Deviation (weight %) ***** 0.0008% *****
 Uncertainty in the Mean (weight %) ***** 0.0008% *****

Mean Error (%) ***** 5.53% *****
 Standard Deviation (%) ***** 0.29% *****
 Uncertainty in the Mean (%) ***** 0.18% *****

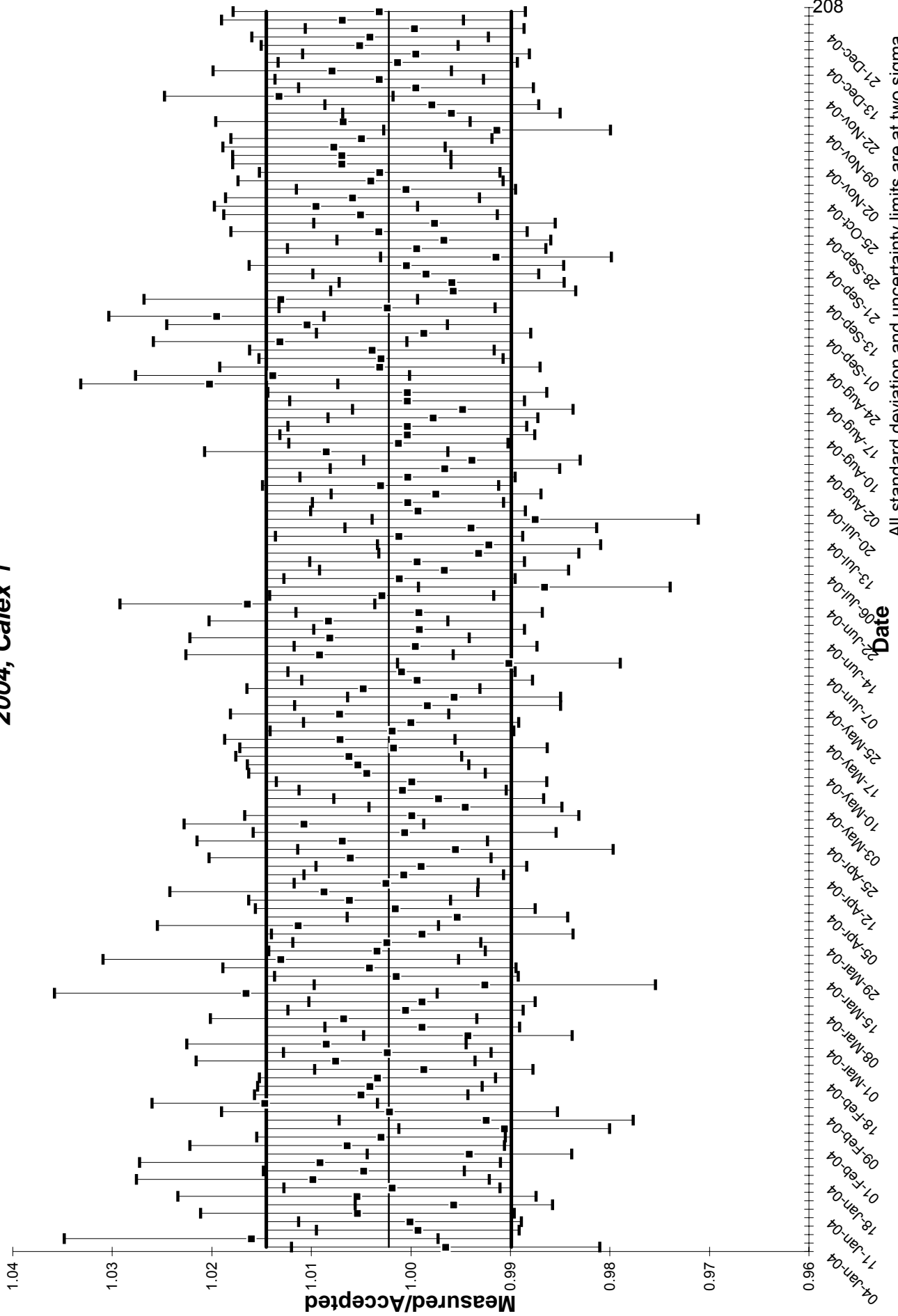
Number of Data Points 0 -6 0
 Number of Outliers 0 0 0

New Brunswick Laboratory Calorimetry Exchange Program

Percent ²⁴¹Pu, 2004

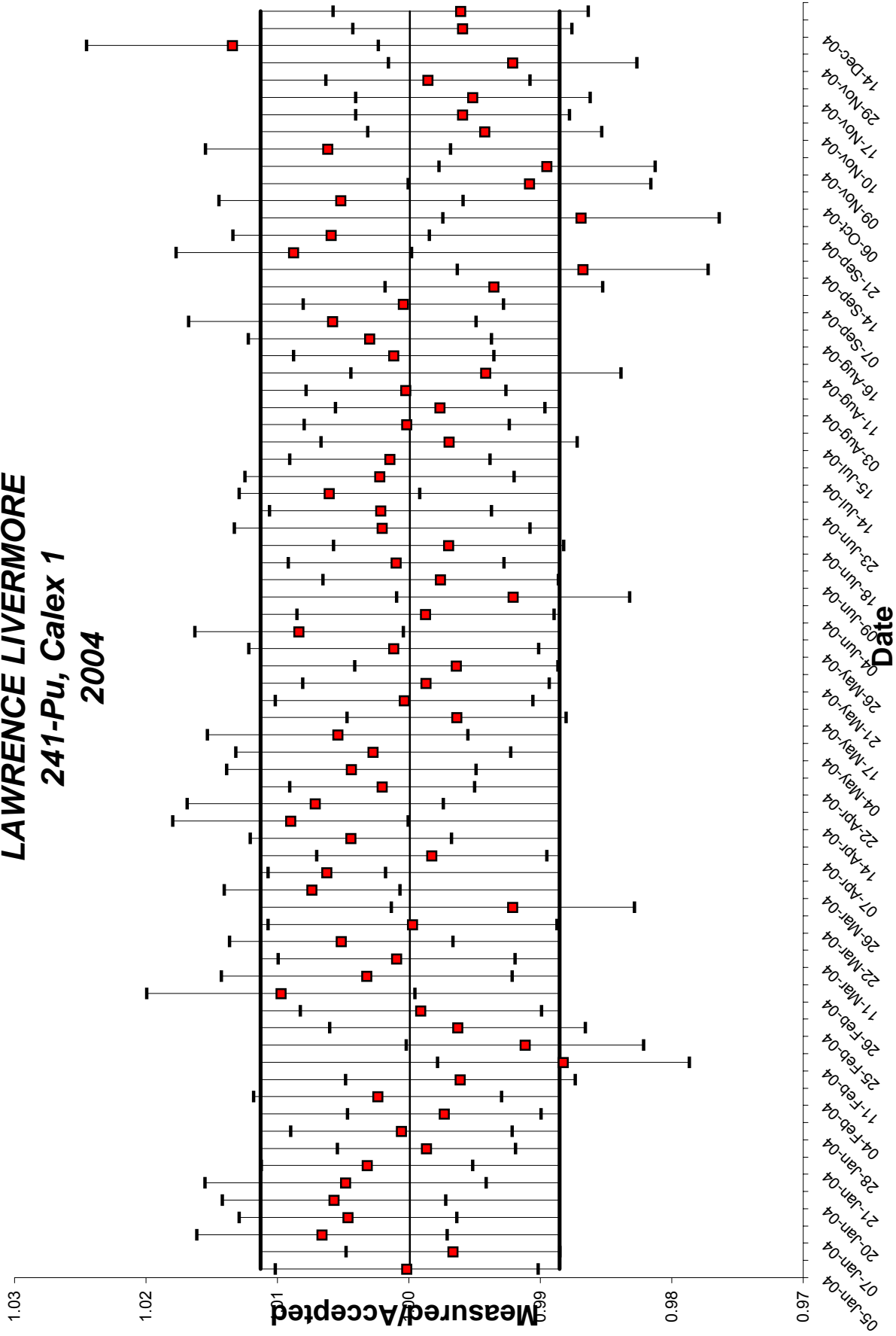


**HANFORD
241-Pu
2004, Calex 1**

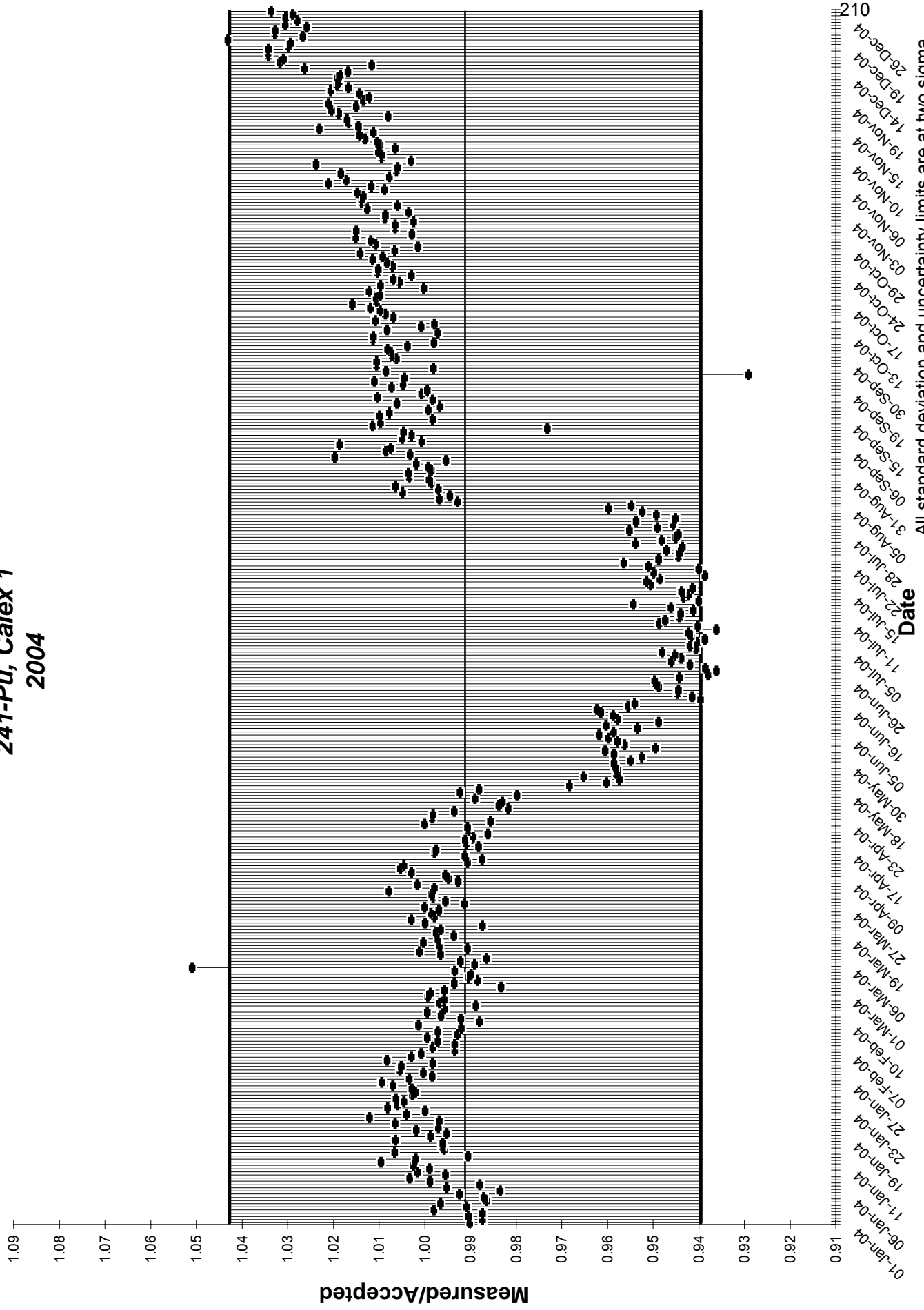


All standard deviation and uncertainty limits are at two sigma.

**LAWRENCE LIVERMORE
241-Pu, Calex 1
2004**

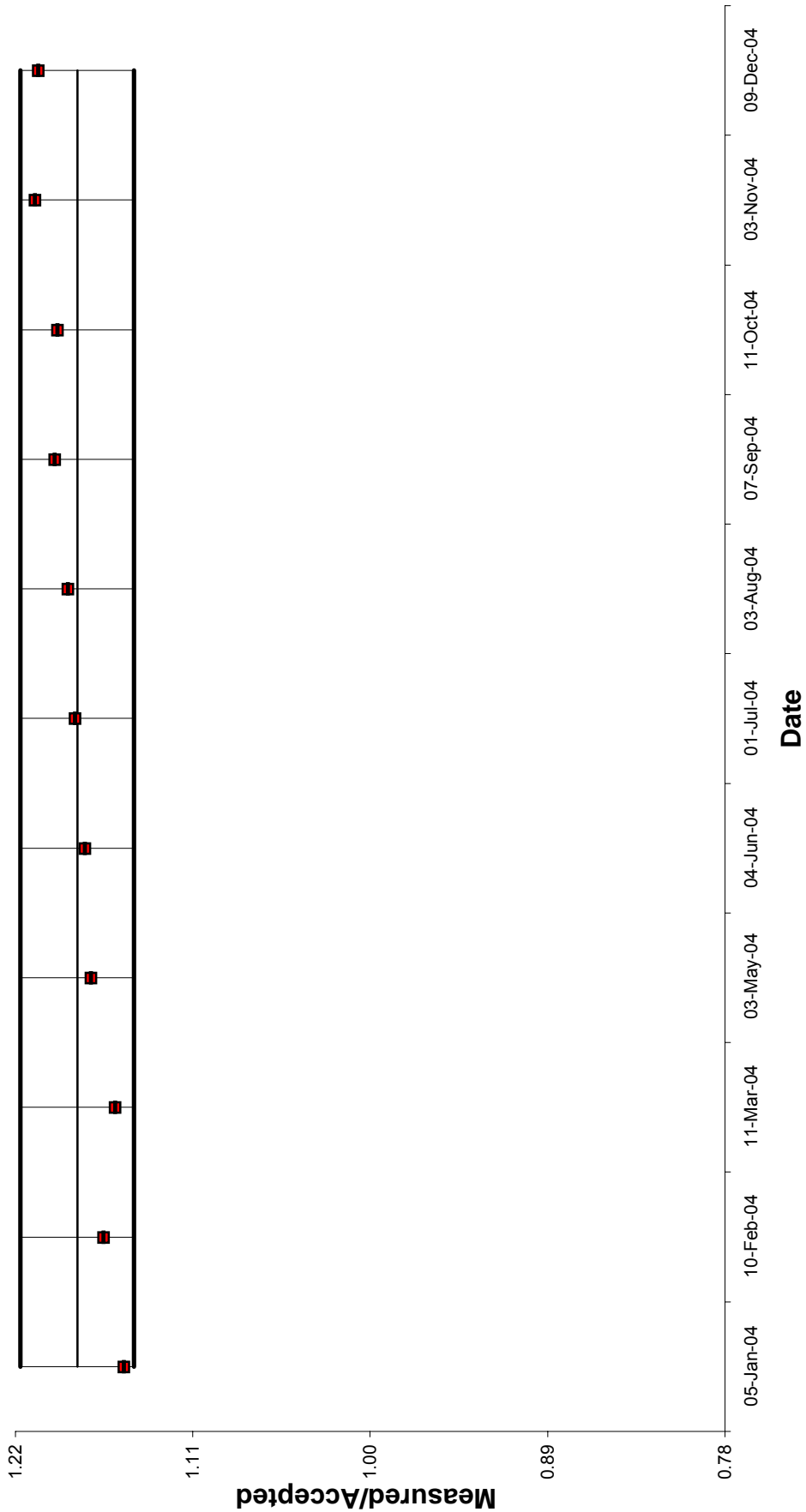


**SAVANNAH RIVER
241-Pu, Calex 1
2004**



All standard deviation and uncertainty limits are at two sigma.

**LAWRENCE LIVERMORE
241-Pu, Calex 2
2004**



WEIGHT PERCENT 241-Pu DATA

Calendar Year 2004

212

Hanford: Calex 1

#	Date Measured	Instr. ID	241-Pu	Uncert. 1 STD	Accepted Weight %	Ratio M/A	Weight % Error	Percent Error
1	01/04/2004	1985	0.1131%	0.7800%	0.1135%	0.9965	-0.004%	-0.35%
2	01/05/2004	2026	0.1153%	0.9100%	0.1135%	1.0160	0.0018%	1.60%
3	01/05/2004	2740	0.1134%	0.5100%	0.1135%	0.9993	-0.001%	-0.07%
4	01/11/2004	2026	0.1134%	0.5600%	0.1134%	1.0001	0.0000%	0.01%
5	01/11/2004	1985	0.1140%	0.7800%	0.1134%	1.0054	0.0006%	0.54%
6	01/11/2004	2740	0.1129%	0.5000%	0.1134%	0.9957	-0.0005%	-0.43%
7	01/18/2004	2740	0.1139%	0.8900%	0.1133%	1.0054	0.0006%	0.54%
8	01/18/2004	2026	0.1135%	0.5400%	0.1133%	1.0019	0.0002%	0.19%
9	01/18/2004	1985	0.1144%	0.8700%	0.1133%	1.0098	0.0011%	0.98%
10	01/26/2004	2740	0.1137%	0.5000%	0.1132%	1.0047	0.0005%	0.47%
11	01/26/2004	1985	0.1142%	0.8900%	0.1132%	1.0091	0.0010%	0.91%
12	01/26/2004	2026	0.1125%	0.5200%	0.1132%	0.9941	-0.0007%	-0.59%
13	02/01/2004	1985	0.1138%	0.7800%	0.1131%	1.0064	0.0007%	0.64%
14	02/02/2004	2740	0.1134%	0.6200%	0.1131%	1.0030	0.0003%	0.30%
15	02/02/2004	2026	0.1120%	0.5400%	0.1131%	0.9906	-0.0011%	-0.94%
16	02/09/2004	2026	0.1121%	0.7500%	0.1130%	0.9924	-0.0009%	-0.76%
17	02/09/2004	1985	0.1132%	0.8400%	0.1130%	1.0021	0.0002%	0.21%
18	02/10/2004	2740	0.1146%	0.5500%	0.1129%	1.0147	0.0017%	1.47%
19	02/17/2004	2026	0.1134%	0.5300%	0.1128%	1.0050	0.0006%	0.50%
20	02/17/2004	2740	0.1133%	0.5600%	0.1128%	1.0041	0.0005%	0.41%
21	02/18/2004	1985	0.1132%	0.5900%	0.1128%	1.0033	0.0004%	0.33%
22	02/23/2004	2026	0.1126%	0.5500%	0.1128%	0.9987	-0.0002%	-0.13%
23	02/23/2004	1985	0.1136%	0.6900%	0.1128%	1.0075	0.0009%	0.75%
24	02/24/2004	2740	0.1130%	0.5200%	0.1127%	1.0024	0.0003%	0.24%
25	03/01/2004	1985	0.1136%	0.6900%	0.1126%	1.0085	0.0010%	0.85%
26	03/01/2004	2026	0.1120%	0.5300%	0.1126%	0.9943	-0.0006%	-0.57%
27	03/02/2004	2740	0.1125%	0.4900%	0.1126%	0.9988	-0.0001%	-0.12%
28	03/08/2004	1985	0.1133%	0.6600%	0.1125%	1.0067	0.0008%	0.67%
29	03/08/2004	2026	0.1126%	0.5900%	0.1125%	1.0005	0.0001%	0.05%
30	03/09/2004	2740	0.1124%	0.5700%	0.1125%	0.9989	-0.0001%	-0.11%
31	03/15/2004	2740	0.1143%	0.9300%	0.1124%	1.0166	0.0019%	1.66%
32	03/15/2004	1985	0.1116%	0.8700%	0.1124%	0.9925	-0.0008%	-0.75%
33	03/15/2004	2026	0.1126%	0.6100%	0.1124%	1.0014	0.0002%	0.14%
34	03/22/2004	1985	0.1128%	0.7300%	0.1123%	1.0041	0.0005%	0.41%
35	03/22/2004	2026	0.1138%	0.8700%	0.1123%	1.0131	0.0015%	1.31%
36	03/23/2004	2470	0.1127%	0.5400%	0.1123%	1.0034	0.0004%	0.34%
37	03/29/2004	2740	0.1125%	0.4700%	0.1122%	1.0024	0.0003%	0.24%
38	03/29/2004	1985	0.1121%	0.7600%	0.1122%	0.9988	-0.0001%	-0.12%
39	03/29/2004	2026	0.1135%	0.6900%	0.1122%	1.0113	0.0013%	1.13%
40	04/05/2004	2740	0.1116%	0.5600%	0.1121%	0.9953	-0.0005%	-0.47%
41	04/05/2004	1985	0.1123%	0.7000%	0.1121%	1.0015	0.0002%	0.15%
42	04/06/2004	2026	0.1128%	0.5000%	0.1121%	1.0061	0.0007%	0.61%
43	04/12/2004	1985	0.1130%	0.7600%	0.1120%	1.0087	0.0010%	0.87%
44	04/12/2004	2026	0.1123%	0.4600%	0.1120%	1.0025	0.0003%	0.25%
45	04/12/2004	2740	0.1121%	0.5000%	0.1120%	1.0007	0.0001%	0.07%
46	04/19/2004	2740	0.1118%	0.5300%	0.1119%	0.9989	-0.0001%	-0.11%
47	04/19/2004	2026	0.1126%	0.7000%	0.1119%	1.0061	0.0007%	0.61%
48	04/20/2004	1985	0.1114%	0.8000%	0.1119%	0.9955	-0.0005%	-0.45%
49	04/25/2004	2026	0.1126%	0.7200%	0.1118%	1.0069	0.0008%	0.69%

WEIGHT PERCENT 241-Pu DATA

Calendar Year 2004

213

Hanford: Calex 1

#	Date Measured	Instr. ID	241-Pu	Uncert. 1 STD	Accepted Weight %	Ratio M/A	Weight % Error	Percent Error
50	04/25/2004	1985	0.1119%	0.7600%	0.1118%	1.0006	0.0001%	0.06%
51	04/27/2004	2740	0.1130%	0.5900%	0.1118%	1.0107	0.0012%	1.07%
52	05/03/2004	1985	0.1117%	0.8400%	0.1117%	0.9999	0.0000%	-0.01%
53	05/03/2004	2026	0.1111%	0.4900%	0.1117%	0.9945	-0.0006%	-0.55%
54	05/03/2004	2740	0.1114%	0.5300%	0.1117%	0.9972	-0.0003%	-0.28%
55	05/10/2004	2026	0.1117%	0.5200%	0.1116%	1.0008	0.0001%	0.08%
56	05/10/2004	1985	0.1116%	0.6800%	0.1116%	0.9999	0.0000%	-0.01%
57	05/10/2004	2740	0.1121%	0.5900%	0.1116%	1.0044	0.0005%	0.44%
58	05/10/2004	2424	0.1122%	0.5500%	0.1116%	1.0053	0.0006%	0.53%
59	05/17/2004	2026	0.1122%	0.5600%	0.1115%	1.0062	0.0007%	0.62%
60	05/17/2004	1985	0.1117%	0.7700%	0.1115%	1.0017	0.0002%	0.17%
61	05/17/2004	2740	0.1123%	0.5700%	0.1115%	1.0071	0.0008%	0.71%
62	05/18/2004	2424	0.1117%	0.6100%	0.1115%	1.0019	0.0002%	0.19%
63	05/24/2004	2026	0.1114%	0.5400%	0.1114%	1.0000	0.0000%	0.00%
64	05/24/2004	2740	0.1122%	0.5400%	0.1114%	1.0071	0.0008%	0.71%
65	05/25/2004	2424	0.1112%	0.6700%	0.1114%	0.9983	-0.0002%	-0.17%
66	06/01/2004	2026	0.1108%	0.5400%	0.1113%	0.9956	-0.0005%	-0.44%
67	06/02/2004	2740	0.1118%	0.5800%	0.1113%	1.0048	0.0005%	0.48%
68	06/02/2004	2424	0.1112%	0.5800%	0.1113%	0.9994	-0.0001%	-0.06%
69	06/07/2004	2740	0.1113%	0.5700%	0.1112%	1.0009	0.0001%	0.09%
70	06/07/2004	2026	0.1101%	0.5700%	0.1112%	0.9901	-0.0011%	-0.99%
71	06/08/2004	2424	0.1122%	0.6600%	0.1112%	1.0091	0.0010%	0.91%
72	06/10/2004	2424	0.1111%	0.6100%	0.1112%	0.9995	-0.0001%	-0.05%
73	06/14/2004	2424	0.1120%	0.6900%	0.1111%	1.0081	0.0009%	0.81%
74	06/14/2004	2026	0.1110%	0.5300%	0.1111%	0.9991	-0.0001%	-0.09%
75	06/15/2004	2740	0.1120%	0.5900%	0.1111%	1.0083	0.0009%	0.83%
76	06/21/2004	2740	0.1109%	0.6200%	0.1110%	0.9992	-0.0001%	-0.08%
77	06/22/2004	2424	0.1128%	0.6200%	0.1110%	1.0164	0.0018%	1.64%
78	06/22/2004	2026	0.1113%	0.5600%	0.1110%	1.0029	0.0003%	0.29%
* 79	06/28/2004	2424	0.1110%	0.5600%	0.1109%	1.0010	0.0001%	0.10%
80	06/28/2004	2026	0.1094%	0.6500%	0.1109%	0.9866	-0.0015%	-1.34%
81	06/29/2004	2740	0.1110%	0.5800%	0.1109%	1.0011	0.0001%	0.11%
82	07/06/2004	2424	0.1104%	0.6300%	0.1108%	0.9966	-0.0004%	-0.34%
83	07/06/2004	2026	0.1107%	0.5400%	0.1108%	0.9993	-0.0001%	-0.07%
84	07/07/2004	2740	0.1100%	0.5100%	0.1108%	0.9932	-0.0008%	-0.68%
85	07/13/2004	2026	0.1098%	0.5700%	0.1107%	0.9921	-0.0009%	-0.79%
86	07/13/2004	2424	0.1108%	0.6200%	0.1107%	1.0012	0.0001%	0.12%
87	07/13/2004	2740	0.1100%	0.6400%	0.1107%	0.9939	-0.0007%	-0.61%
88	07/19/2004	2424	0.1092%	0.8400%	0.1106%	0.9875	-0.0014%	-1.25%
89	07/19/2004	2026	0.1105%	0.5400%	0.1106%	0.9992	-0.0001%	-0.08%
90	07/20/2004	2740	0.1106%	0.4800%	0.1106%	1.0003	0.0000%	0.03%
91	07/26/2004	2026	0.1102%	0.5300%	0.1105%	0.9975	-0.0003%	-0.25%
92	07/27/2004	2424	0.1108%	0.5900%	0.1105%	1.0030	0.0003%	0.30%
93	07/27/2004	2740	0.1105%	0.5400%	0.1105%	1.0003	0.0000%	0.03%
94	08/02/2004	2026	0.1100%	0.5800%	0.1104%	0.9966	-0.0004%	-0.34%
95	08/02/2004	2740	0.1097%	0.5500%	0.1104%	0.9938	-0.0007%	-0.62%
96	08/03/2004	2424	0.1113%	0.6000%	0.1104%	1.0085	0.0009%	0.85%
97	08/03/2004	2740	0.1105%	0.5500%	0.1104%	1.0012	0.0001%	0.12%
98	08/10/2004	2424	0.1103%	0.6400%	0.1103%	1.0003	0.0000%	0.03%

WEIGHT PERCENT 241-Pu DATA

Calendar Year 2004

214

Hanford: Calex 1

#	Date Measured	Instr. ID	241-Pu	Uncert. 1 STD	Accepted Weight %	Ratio M/A	Weight % Error	Percent Error
99	08/10/2004	2026	0.1103%	0.6000%	0.1103%	1.0003	0.0000%	0.03%
100	08/11/2004	2740	0.1100%	0.5300%	0.1102%	0.9978	-0.0002%	-0.22%
101	08/16/2004	2026	0.1096%	0.5600%	0.1102%	0.9948	-0.0006%	-0.52%
102	08/17/2004	2740	0.1102%	0.5900%	0.1102%	1.0004	0.0000%	0.04%
103	08/17/2004	2424	0.1102%	0.7000%	0.1102%	1.0004	0.0000%	0.04%
104	08/23/2004	2424	0.1123%	0.6200%	0.1101%	1.0202	0.0022%	2.02%
105	08/23/2004	2026	0.1116%	0.6700%	0.1101%	1.0139	0.0015%	1.39%
106	08/24/2004	2740	0.1104%	0.8000%	0.1101%	1.0031	0.0003%	0.31%
107	08/30/2004	2026	0.1103%	0.6100%	0.1100%	1.0030	0.0003%	0.30%
108	08/30/2004	2740	0.1104%	0.6100%	0.1100%	1.0039	0.0004%	0.39%
109	08/31/2004	2424	0.1114%	0.6200%	0.1100%	1.0131	0.0014%	1.31%
110	09/01/2004	2740	0.1098%	0.5400%	0.1099%	0.9987	-0.0001%	-0.13%
111	09/07/2004	2424	0.1110%	0.6900%	0.1099%	1.0104	0.0011%	1.04%
112	09/07/2004	2740	0.1120%	0.5200%	0.1099%	1.0195	0.0021%	1.95%
113	09/08/2004	2026	0.1101%	0.5400%	0.1098%	1.0024	0.0003%	0.24%
114	09/13/2004	2424	0.1112%	0.6700%	0.1098%	1.0130	0.0014%	1.30%
115	09/13/2004	2026	0.1093%	0.6200%	0.1098%	0.9957	-0.0005%	-0.43%
116	09/14/2004	2740	0.1093%	0.5700%	0.1098%	0.9959	-0.0005%	-0.41%
117	09/20/2004	2740	0.1095%	0.5700%	0.1097%	0.9985	-0.0002%	-0.15%
118	09/21/2004	2424	0.1097%	0.7900%	0.1097%	1.0004	0.0000%	0.04%
119	09/22/2004	2026	0.1087%	0.5900%	0.1096%	0.9914	-0.0009%	-0.86%
120	09/27/2004	2026	0.1095%	0.6500%	0.1096%	0.9994	-0.0001%	-0.06%
121	09/27/2004	2740	0.1092%	0.5400%	0.1096%	0.9967	-0.0004%	-0.33%
122	09/28/2004	2424	0.1099%	0.7400%	0.1096%	1.0032	0.0003%	0.32%
123	10/18/2004	2740	0.1090%	0.6100%	0.1093%	0.9976	-0.0003%	-0.24%
124	10/19/2004	2424	0.1098%	0.6800%	0.1092%	1.0051	0.0006%	0.51%
125	10/25/2004	2740	0.1102%	0.5000%	0.1092%	1.0095	0.0010%	0.95%
126	10/25/2004	2424	0.1098%	0.6300%	0.1092%	1.0058	0.0006%	0.58%
127	10/26/2004	2026	0.1092%	0.5500%	0.1091%	1.0005	0.0001%	0.05%
128	11/01/2004	2424	0.1095%	0.6600%	0.1091%	1.0040	0.0004%	0.40%
129	11/01/2004	2026	0.1094%	0.6000%	0.1091%	1.0031	0.0003%	0.31%
130	11/02/2004	2740	0.1098%	0.5400%	0.1090%	1.0069	0.0008%	0.69%
131	11/02/2004	2740	0.1098%	0.5400%	0.1090%	1.0069	0.0008%	0.69%
132	11/08/2004	2740	0.1098%	0.5500%	0.1090%	1.0077	0.0008%	0.77%
133	11/08/2004	2424	0.1095%	0.6500%	0.1090%	1.0050	0.0005%	0.50%
134	11/09/2004	2026	0.1080%	0.5800%	0.1089%	0.9913	-0.0009%	-0.87%
135	11/15/2004	2424	0.1096%	0.6300%	0.1089%	1.0068	0.0007%	0.68%
136	11/16/2004	2026	0.1084%	0.5500%	0.1088%	0.9959	-0.0004%	-0.41%
137	11/17/2004	2740	0.1086%	0.5400%	0.1088%	0.9979	-0.0002%	-0.21%
138	11/22/2004	2740	0.1102%	0.5600%	0.1088%	1.0132	0.0014%	1.32%
139	12/06/2004	2424	0.1085%	0.5900%	0.1086%	0.9995	-0.0001%	-0.05%
140	12/06/2004	2026	0.1089%	0.5200%	0.1086%	1.0032	0.0003%	0.32%
141	12/07/2004	2740	0.1094%	0.5900%	0.1085%	1.0079	0.0009%	0.79%
142	12/13/2004	2424	0.1086%	0.6000%	0.1085%	1.0013	0.0001%	0.13%
143	12/13/2004	2026	0.1084%	0.5700%	0.1085%	0.9995	-0.0001%	-0.05%
144	12/14/2004	2740	0.1090%	0.4900%	0.1084%	1.0051	0.0006%	0.51%
145	12/20/2004	2026	0.1088%	0.5900%	0.1084%	1.0041	0.0004%	0.41%
146	12/21/2004	2740	0.1083%	0.5500%	0.1083%	0.9996	0.0000%	-0.04%
147	12/27/2004	2740	0.1090%	0.6000%	0.1083%	1.0069	0.0007%	0.69%

WEIGHT PERCENT 241-Pu DATA

Calendar Year 2004

215

Hanford: Calex 1

#	Date Measured	Instr. ID	241-Pu	Uncert. 1 STD	Accepted Weight %	Ratio M/A	Weight % Error	Percent Error	
148	12/27/2004	2424	0.1086%	0.7300%	0.1083%	1.0032	0.0003%	0.32%	
							Mean Error:	0.0002%	0.22%
							Standard Deviation:	0.0007%	0.62%

* Statistical outliers, not included in graphs and tables.

WEIGHT PERCENT 241-Pu DATA

Calendar Year 2004

216

LLNL : Calex 1

#	Date Measured	Instr. ID	241-Pu	Uncert. 1 STD	Accepted Weight %	Ratio M/A	Weight % Error	Percent Error
1	01/05/2004	1	0.1135%	0.5000%	0.1135%	1.0002	0.0000%	0.02%
2	01/05/2004	3A	0.1131%	0.4100%	0.1135%	0.9966	-0.0004%	-0.34%
3	01/07/2004	2	0.1142%	0.4700%	0.1135%	1.0066	0.0007%	0.66%
4	01/12/2004	1	0.1139%	0.4100%	0.1134%	1.0046	0.0005%	0.46%
5	01/20/2004	1	0.1139%	0.4200%	0.1133%	1.0057	0.0006%	0.57%
6	01/20/2004	3A	0.1138%	0.5300%	0.1133%	1.0048	0.0005%	0.48%
7	01/21/2004	1	0.1136%	0.4000%	0.1132%	1.0032	0.0004%	0.32%
8	01/27/2004	3A	0.1130%	0.3400%	0.1132%	0.9986	-0.0002%	-0.14%
9	01/28/2004	2	0.1132%	0.4200%	0.1131%	1.0005	0.0001%	0.05%
10	01/30/2004	1	0.1128%	0.3700%	0.1131%	0.9973	-0.0003%	-0.27%
11	02/04/2004	1	0.1133%	0.4700%	0.1130%	1.0024	0.0003%	0.24%
12	02/10/2004	3A	0.1125%	0.4400%	0.1129%	0.9961	-0.0004%	-0.39%
13	02/11/2004	3A	0.1116%	0.4900%	0.1129%	0.9882	-0.0013%	-1.18%
14	02/13/2004	3A	0.1119%	0.4600%	0.1129%	0.9912	-0.0010%	-0.88%
15	02/25/2004	2	0.1123%	0.4900%	0.1127%	0.9963	-0.0004%	-0.37%
16	02/26/2004	2	0.1126%	0.4600%	0.1127%	0.9991	-0.0001%	-0.09%
17	02/26/2004	2	0.1138%	0.5000%	0.1127%	1.0097	0.0011%	0.97%
18	03/08/2004	3A	0.1129%	0.5500%	0.1125%	1.0032	0.0004%	0.32%
19	03/11/2004	3A	0.1126%	0.4500%	0.1125%	1.0009	0.0001%	0.09%
20	03/16/2004	1	0.1130%	0.4200%	0.1124%	1.0051	0.0006%	0.51%
21	03/22/2004	2	0.1123%	0.5500%	0.1123%	0.9997	0.0000%	-0.03%
22	03/25/2004	2	0.1114%	0.4700%	0.1123%	0.9921	-0.0009%	-0.79%
23	03/26/2004	1	0.1131%	0.3300%	0.1123%	1.0073	0.0008%	0.73%
24	03/31/2004	2	0.1129%	0.2200%	0.1122%	1.0062	0.0007%	0.62%
25	04/07/2004	2	0.1119%	0.4400%	0.1121%	0.9982	-0.0002%	-0.18%
26	04/13/2004	1	0.1125%	0.3800%	0.1120%	1.0044	0.0005%	0.44%
27	04/14/2004	2	0.1130%	0.4400%	0.1120%	1.0090	0.0010%	0.90%
28	04/20/2004	2	0.1127%	0.4800%	0.1119%	1.0071	0.0008%	0.71%
29	04/22/2004	1	0.1121%	0.3500%	0.1119%	1.0020	0.0002%	0.20%
30	05/03/2004	3A	0.1122%	0.4700%	0.1117%	1.0044	0.0005%	0.44%
31	05/04/2004	3A	0.1120%	0.5200%	0.1117%	1.0027	0.0003%	0.27%
32	05/04/2004	3A	0.1123%	0.4900%	0.1117%	1.0054	0.0006%	0.54%
33	05/17/2004	2	0.1111%	0.4200%	0.1115%	0.9964	-0.0004%	-0.37%
34	05/20/2004	3A	0.1115%	0.4900%	0.1115%	1.0003	0.0000%	0.03%
35	05/21/2004	2	0.1113%	0.4700%	0.1114%	0.9987	-0.0001%	-0.13%
36	05/24/2004	1	0.1110%	0.3900%	0.1114%	0.9964	-0.0004%	-0.36%
37	05/26/2004	3A	0.1115%	0.5500%	0.1114%	1.0011	0.0001%	0.11%
38	06/02/2004	1	0.1122%	0.3900%	0.1113%	1.0083	0.0009%	0.83%
39	06/04/2004	3A	0.1111%	0.4900%	0.1112%	0.9987	-0.0001%	-0.13%
40	06/08/2004	3A	0.1103%	0.4500%	0.1112%	0.9921	-0.0009%	-0.79%
41	06/09/2004	2	0.1109%	0.4500%	0.1112%	0.9976	-0.0003%	-0.24%
42	06/14/2004	1	0.1112%	0.4100%	0.1111%	1.0009	0.0001%	0.09%
43	06/15/2004	3a	0.1111%	0.5300%	0.1111%	1.0002	0.0000%	0.02%
44	06/18/2004	1	0.1107%	0.4400%	0.1110%	0.9970	-0.0003%	-0.30%
45	06/22/2004	2	0.1112%	0.5600%	0.1110%	1.0020	0.0002%	0.20%
46	06/23/2004	1	0.1112%	0.4200%	0.1110%	1.0021	0.0002%	0.21%
47	06/29/2004	3a	0.1097%	0.4900%	0.1109%	0.9894	-0.0012%	-1.06%
48	07/02/2004	1	0.1115%	0.3400%	0.1108%	1.0060	0.0007%	0.60%
49	07/14/2004	2	0.1109%	0.5100%	0.1107%	1.0022	0.0002%	0.22%

WEIGHT PERCENT 241-Pu DATA

Calendar Year 2004

217

LLNL : Calex 1

#	Date Measured	Instr. ID	241-Pu	Uncert. 1 STD	Accepted Weight %	Ratio M/A	Weight % Error	Percent Error	
50	07/15/2004	1	0.1108%	0.3800%	0.1106%	1.0014	0.0002%	0.14%	
51	07/15/2004	3a	0.1103%	0.4900%	0.1106%	0.9969	-0.0003%	-0.31%	
52	07/19/2004	1	0.1106%	0.3900%	0.1106%	1.0002	0.0000%	0.02%	
53	08/03/2004	1	0.1101%	0.4000%	0.1104%	0.9976	-0.0003%	-0.24%	
54	08/09/2004	1	0.1103%	0.3800%	0.1103%	1.0002	0.0000%	0.02%	
55	08/11/2004	3a	0.1096%	0.5200%	0.1102%	0.9941	-0.0006%	-0.59%	
56	08/16/2004	1	0.1103%	0.3800%	0.1102%	1.0011	0.0001%	0.11%	
57	08/16/2004	2	0.1105%	0.4600%	0.1102%	1.0029	0.0003%	0.29%	
58	08/17/2004	3a	0.1108%	0.5400%	0.1102%	1.0058	0.0006%	0.58%	
59	09/07/2004	1	0.1099%	0.3800%	0.1099%	1.0004	0.0000%	0.04%	
60	09/10/2004	2	0.1091%	0.4200%	0.1098%	0.9935	-0.0007%	-0.65%	
61	09/14/2004	3a	0.1083%	0.4900%	0.1098%	0.9868	-0.0015%	-1.32%	
62	09/15/2004	1	0.1107%	0.4400%	0.1097%	1.0087	0.0010%	0.87%	
63	09/21/2004	1	0.1103%	0.3700%	0.1097%	1.0059	0.0006%	0.59%	
64	09/29/2004	3a	0.1081%	0.5400%	0.1095%	0.9869	-0.0014%	-1.31%	
65	10/06/2004	1	0.1100%	0.4600%	0.1094%	1.0052	0.0006%	0.52%	
66	11/05/2004	2	0.1080%	0.4700%	0.1090%	0.9908	-0.0010%	-0.92%	
67	11/09/2004	3a	0.1078%	0.4200%	0.1089%	0.9895	-0.0011%	-1.05%	
68	11/10/2004	1	0.1096%	0.4600%	0.1089%	1.0061	0.0007%	0.61%	
69	11/10/2004	3a	0.1083%	0.4500%	0.1089%	0.9942	-0.0006%	-0.58%	
70	11/16/2004	2	0.1084%	0.4100%	0.1088%	0.9959	-0.0004%	-0.41%	
71	11/17/2004	3a	0.1083%	0.4500%	0.1088%	0.9951	-0.0005%	-0.49%	
72	11/29/2004	1	0.1085%	0.3900%	0.1087%	0.9985	-0.0002%	-0.15%	
73	11/29/2004	3a	0.1078%	0.4800%	0.1087%	0.9921	-0.0009%	-0.79%	
74	12/07/2004	2	0.1100%	0.5400%	0.1085%	1.0134	0.0015%	1.34%	
75	12/14/2004	1	0.1080%	0.4200%	0.1084%	0.9959	-0.0004%	-0.41%	
76	12/15/2004	3a	0.1080%	0.4900%	0.1084%	0.9960	-0.0004%	-0.40%	
							Mean Error:	0.0000%	-0.01%
							Standard Deviation:	0.0006%	0.57%

* Statistical outliers, not included in graphs and tables.

WEIGHT PERCENT 241-Pu DATA

Calendar Year 2004

218

LLNL : Calex 2

#	Date Measured	Instr. ID	241-Pu	Uncert. 1 STD	Accepted Weight %	Ratio M/A	Weight % Error	Percent Error
1	01/05/2004	3A	0.7765%	0.0000%	0.6738%	1.1525	0.1027%	15.25%
2	02/10/2004	1	0.7814%	0.0000%	0.6706%	1.1653	0.1108%	16.53%
3	03/11/2004	3A	0.7735%	0.0000%	0.6679%	1.1580	0.1056%	15.80%
4	05/03/2004	2	0.7782%	0.0000%	0.6633%	1.1732	0.1149%	17.32%
5	06/04/2004	2	0.7772%	0.0000%	0.6605%	1.1766	0.1167%	17.66%
6	07/01/2004	2	0.7786%	0.0000%	0.6582%	1.1829	0.1204%	18.29%
7	08/03/2004	2	0.7782%	0.0000%	0.6554%	1.1874	0.1228%	18.74%
8	09/07/2004	2	0.7799%	0.0000%	0.6524%	1.1955	0.1276%	19.55%
9	10/11/2004	3A	0.7752%	0.0000%	0.6494%	1.1936	0.1258%	19.36%
10	11/03/2004	2	0.7820%	0.0000%	0.6475%	1.2077	0.1345%	20.77%
11	12/09/2004	2	0.7769%	0.0000%	0.6444%	1.2056	0.1325%	20.56%
Mean Error:							0.1195%	18.17%
Standard Deviation:							0.0104%	1.84%

* Statistical outliers, not included in graphs and tables.

WEIGHT PERCENT 241-Pu DATA

Calendar Year 2004

219

SRS : Calex 1

#	Date Measured	Instr. ID	241-Pu	Uncert. 1 STD	Accepted Weight %	Ratio M/A	Weight % Error	Percent Error
1	01/01/2004		0.1124%	0.0000%	0.1135%	0.9901	-0.0011%	-0.99%
2	01/01/2004		0.1121%	0.0000%	0.1135%	0.9873	-0.0014%	-1.27%
3	01/02/2004		0.1124%	0.0000%	0.1135%	0.9904	-0.0011%	-0.96%
4	01/03/2004		0.1121%	0.0000%	0.1135%	0.9873	-0.0014%	-1.27%
5	01/03/2004		0.1133%	0.0000%	0.1135%	0.9980	-0.0002%	-0.20%
6	01/04/2004		0.1125%	0.0000%	0.1135%	0.9908	-0.0010%	-0.92%
7	01/05/2004		0.1131%	0.0000%	0.1135%	0.9965	-0.0004%	-0.35%
8	01/06/2004		0.1119%	0.0000%	0.1135%	0.9865	-0.0015%	-1.35%
9	01/06/2004		0.1120%	0.0000%	0.1135%	0.9870	-0.0015%	-1.30%
10	01/06/2004		0.1126%	0.0000%	0.1135%	0.9924	-0.0009%	-0.76%
11	01/07/2004		0.1116%	0.0000%	0.1135%	0.9834	-0.0019%	-1.66%
12	01/08/2004		0.1129%	0.0000%	0.1134%	0.9951	-0.0006%	-0.49%
13	01/08/2004		0.1121%	0.0000%	0.1134%	0.9879	-0.0014%	-1.21%
14	01/09/2004		0.1133%	0.0000%	0.1134%	0.9987	-0.0001%	-0.13%
15	01/09/2004		0.1138%	0.0000%	0.1134%	1.0032	0.0004%	0.32%
16	01/10/2004		0.1129%	0.0000%	0.1134%	0.9954	-0.0005%	-0.46%
17	01/10/2004		0.1136%	0.0000%	0.1134%	1.0015	0.0002%	0.15%
18	01/11/2004		0.1133%	0.0000%	0.1134%	0.9989	-0.0001%	-0.11%
19	01/11/2004		0.1137%	0.0000%	0.1134%	1.0024	0.0003%	0.24%
20	01/12/2004		0.1145%	0.0000%	0.1134%	1.0096	0.0011%	0.96%
21	01/13/2004		0.1136%	0.0000%	0.1134%	1.0019	0.0002%	0.19%
22	01/15/2004		0.1123%	0.0000%	0.1133%	0.9905	-0.0011%	-0.95%
23	01/16/2004		0.1141%	0.0000%	0.1133%	1.0066	0.0007%	0.66%
24	01/17/2004		0.1128%	0.0000%	0.1133%	0.9957	-0.0005%	-0.43%
25	01/17/2004		0.1129%	0.0000%	0.1133%	0.9962	-0.0004%	-0.38%
26	01/18/2004		0.1128%	0.0000%	0.1133%	0.9960	-0.0005%	-0.40%
27	01/18/2004		0.1140%	0.0000%	0.1133%	1.0063	0.0007%	0.63%
28	01/19/2004		0.1131%	0.0000%	0.1133%	0.9987	-0.0002%	-0.13%
29	01/19/2004		0.1127%	0.0000%	0.1133%	0.9951	-0.0006%	-0.49%
30	01/19/2004		0.1135%	0.0000%	0.1133%	1.0017	0.0002%	0.17%
31	01/19/2004		0.1129%	0.0000%	0.1133%	0.9970	-0.0003%	-0.30%
32	01/20/2004		0.1140%	0.0000%	0.1133%	1.0065	0.0007%	0.65%
33	01/21/2004		0.1129%	0.0000%	0.1132%	0.9967	-0.0004%	-0.33%
34	01/21/2004		0.1146%	0.0000%	0.1132%	1.0120	0.0014%	1.20%
35	01/22/2004		0.1137%	0.0000%	0.1132%	1.0039	0.0004%	0.39%
36	01/22/2004		0.1132%	0.0000%	0.1132%	0.9998	0.0000%	-0.02%
37	01/23/2004		0.1141%	0.0000%	0.1132%	1.0080	0.0009%	0.80%
38	01/23/2004		0.1139%	0.0000%	0.1132%	1.0060	0.0007%	0.60%
39	01/24/2004		0.1137%	0.0000%	0.1132%	1.0045	0.0005%	0.45%
40	01/25/2004		0.1139%	0.0000%	0.1132%	1.0063	0.0007%	0.63%
41	01/25/2004		0.1135%	0.0000%	0.1132%	1.0026	0.0003%	0.26%
42	01/25/2004		0.1134%	0.0000%	0.1132%	1.0020	0.0002%	0.20%
43	01/26/2004		0.1135%	0.0000%	0.1132%	1.0028	0.0003%	0.28%
44	01/27/2004		0.1139%	0.0000%	0.1132%	1.0070	0.0008%	0.70%
45	01/27/2004		0.1142%	0.0000%	0.1132%	1.0093	0.0011%	0.93%
46	01/27/2004		0.1135%	0.0000%	0.1132%	1.0033	0.0004%	0.33%
47	01/28/2004		0.1130%	0.0000%	0.1131%	0.9983	-0.0002%	-0.17%
48	01/29/2004		0.1132%	0.0000%	0.1131%	1.0002	0.0000%	0.02%
49	01/30/2004		0.1137%	0.0000%	0.1131%	1.0053	0.0006%	0.53%

WEIGHT PERCENT 241-Pu DATA

Calendar Year 2004

220

SRS : Calex 1

#	Date Measured	Instr. ID	241-Pu	Uncert. 1 STD	Accepted Weight %	Ratio M/A	Weight % Error	Percent Error
50	01/30/2004		0.1137%	0.0000%	0.1131%	1.0051	0.0006%	0.51%
51	02/02/2004		0.1129%	0.0000%	0.1131%	0.9982	-0.0002%	-0.18%
52	02/03/2004		0.1140%	0.0000%	0.1130%	1.0082	0.0009%	0.82%
53	02/06/2004		0.1133%	0.0000%	0.1130%	1.0028	0.0003%	0.28%
54	02/06/2004		0.1131%	0.0000%	0.1130%	1.0007	0.0001%	0.07%
55	02/07/2004		0.1122%	0.0000%	0.1130%	0.9934	-0.0007%	-0.66%
56	02/07/2004		0.1128%	0.0000%	0.1130%	0.9982	-0.0002%	-0.18%
57	02/07/2004		0.1122%	0.0000%	0.1130%	0.9934	-0.0007%	-0.66%
58	02/08/2004		0.1126%	0.0000%	0.1130%	0.9971	-0.0003%	-0.29%
59	02/08/2004		0.1129%	0.0000%	0.1130%	0.9994	-0.0001%	-0.06%
60	02/08/2004		0.1122%	0.0000%	0.1130%	0.9928	-0.0008%	-0.72%
61	02/08/2004		0.1126%	0.0000%	0.1130%	0.9971	-0.0003%	-0.29%
62	02/09/2004		0.1121%	0.0000%	0.1130%	0.9920	-0.0009%	-0.80%
63	02/09/2004		0.1131%	0.0000%	0.1130%	1.0013	0.0002%	0.13%
64	02/10/2004		0.1116%	0.0000%	0.1129%	0.9879	-0.0014%	-1.21%
65	02/10/2004		0.1120%	0.0000%	0.1129%	0.9921	-0.0009%	-0.79%
66	02/11/2004		0.1125%	0.0000%	0.1129%	0.9964	-0.0004%	-0.36%
67	02/16/2004		0.1128%	0.0000%	0.1129%	0.9993	-0.0001%	-0.07%
68	02/16/2004		0.1124%	0.0000%	0.1129%	0.9956	-0.0005%	-0.44%
69	02/18/2004		0.1116%	0.0000%	0.1128%	0.9887	-0.0013%	-1.13%
70	02/19/2004		0.1124%	0.0000%	0.1128%	0.9966	-0.0004%	-0.34%
71	02/29/2004		0.1122%	0.0000%	0.1127%	0.9957	-0.0005%	-0.43%
72	03/01/2004		0.1126%	0.0000%	0.1126%	0.9992	-0.0001%	-0.08%
73	03/01/2004		0.1125%	0.0000%	0.1126%	0.9987	-0.0001%	-0.13%
74	03/02/2004		0.1121%	0.0000%	0.1126%	0.9956	-0.0005%	-0.44%
75	03/03/2004		0.1107%	0.0000%	0.1126%	0.9833	-0.0019%	-1.67%
76	03/03/2004		0.1119%	0.0000%	0.1126%	0.9935	-0.0007%	-0.65%
77	03/03/2004		0.1113%	0.0000%	0.1126%	0.9883	-0.0013%	-1.17%
78	03/04/2004		0.1115%	0.0000%	0.1126%	0.9904	-0.0011%	-0.96%
79	03/05/2004		0.1114%	0.0000%	0.1126%	0.9898	-0.0011%	-1.02%
80	03/06/2004		0.1118%	0.0000%	0.1126%	0.9934	-0.0007%	-0.66%
81	03/06/2004		0.1183%	0.0000%	0.1126%	1.0509	0.0057%	5.09%
82	03/06/2004		0.1113%	0.0000%	0.1126%	0.9891	-0.0012%	-1.09%
83	03/07/2004		0.1117%	0.0000%	0.1126%	0.9921	-0.0009%	-0.79%
84	03/07/2004		0.1110%	0.0000%	0.1126%	0.9864	-0.0015%	-1.36%
85	03/08/2004		0.1122%	0.0000%	0.1125%	0.9965	-0.0004%	-0.35%
86	03/09/2004		0.1127%	0.0000%	0.1125%	1.0011	0.0001%	0.11%
87	03/10/2004		0.1115%	0.0000%	0.1125%	0.9906	-0.0011%	-0.94%
88	03/11/2004		0.1121%	0.0000%	0.1125%	0.9967	-0.0004%	-0.33%
89	03/13/2004		0.1125%	0.0000%	0.1125%	1.0002	0.0000%	0.02%
90	03/13/2004		0.1121%	0.0000%	0.1125%	0.9971	-0.0003%	-0.29%
91	03/19/2004		0.1117%	0.0000%	0.1124%	0.9936	-0.0007%	-0.64%
92	03/20/2004		0.1121%	0.0000%	0.1124%	0.9975	-0.0003%	-0.25%
93	03/21/2004		0.1120%	0.0000%	0.1123%	0.9964	-0.0004%	-0.36%
94	03/21/2004		0.1109%	0.0000%	0.1123%	0.9873	-0.0014%	-1.27%
95	03/23/2004		0.1123%	0.0000%	0.1123%	0.9998	0.0000%	-0.02%
96	03/24/2004		0.1126%	0.0000%	0.1123%	1.0028	0.0003%	0.28%
97	03/25/2004		0.1121%	0.0000%	0.1123%	0.9979	-0.0002%	-0.21%
98	03/26/2004		0.1121%	0.0000%	0.1123%	0.9986	-0.0002%	-0.14%

WEIGHT PERCENT 241-Pu DATA

Calendar Year 2004

221

SRS : Calex 1

#	Date Measured	Instr. ID	241-Pu	Uncert. 1 STD	Accepted Weight %	Ratio M/A	Weight % Error	Percent Error
99	03/26/2004		0.1119%	0.0000%	0.1123%	0.9968	-0.0004%	-0.32%
100	03/27/2004		0.1123%	0.0000%	0.1123%	0.9999	0.0000%	-0.01%
101	03/27/2004		0.1113%	0.0000%	0.1123%	0.9913	-0.0010%	-0.87%
102	03/27/2004		0.1118%	0.0000%	0.1123%	0.9955	-0.0005%	-0.45%
103	03/28/2004		0.1120%	0.0000%	0.1122%	0.9981	-0.0002%	-0.19%
104	04/03/2004		0.1120%	0.0000%	0.1122%	0.9984	-0.0002%	-0.16%
105	04/05/2004		0.1130%	0.0000%	0.1121%	1.0078	0.0009%	0.78%
106	04/05/2004		0.1119%	0.0000%	0.1121%	0.9978	-0.0002%	-0.22%
107	04/07/2004		0.1123%	0.0000%	0.1121%	1.0016	0.0002%	0.16%
108	04/08/2004		0.1113%	0.0000%	0.1121%	0.9926	-0.0008%	-0.74%
109	04/09/2004		0.1115%	0.0000%	0.1121%	0.9948	-0.0006%	-0.52%
110	04/09/2004		0.1116%	0.0000%	0.1121%	0.9954	-0.0005%	-0.46%
111	04/10/2004		0.1124%	0.0000%	0.1121%	1.0028	0.0003%	0.28%
112	04/10/2004		0.1126%	0.0000%	0.1121%	1.0052	0.0006%	0.52%
113	04/15/2004		0.1125%	0.0000%	0.1120%	1.0045	0.0005%	0.45%
114	04/16/2004		0.1109%	0.0000%	0.1120%	0.9906	-0.0011%	-0.94%
115	04/16/2004		0.1106%	0.0000%	0.1120%	0.9874	-0.0014%	-1.26%
116	04/16/2004		0.1110%	0.0000%	0.1120%	0.9911	-0.0010%	-0.89%
117	04/17/2004		0.1117%	0.0000%	0.1119%	0.9979	-0.0002%	-0.21%
118	04/17/2004		0.1117%	0.0000%	0.1119%	0.9974	-0.0003%	-0.26%
119	04/18/2004		0.1106%	0.0000%	0.1119%	0.9882	-0.0013%	-1.18%
120	04/18/2004		0.1109%	0.0000%	0.1119%	0.9909	-0.0010%	-0.91%
121	04/20/2004		0.1109%	0.0000%	0.1119%	0.9911	-0.0010%	-0.89%
122	04/21/2004		0.1107%	0.0000%	0.1119%	0.9894	-0.0012%	-1.06%
123	04/21/2004		0.1103%	0.0000%	0.1119%	0.9861	-0.0016%	-1.39%
124	04/22/2004		0.1108%	0.0000%	0.1119%	0.9903	-0.0011%	-0.97%
125	04/22/2004		0.1108%	0.0000%	0.1119%	0.9906	-0.0011%	-0.94%
126	04/23/2004		0.1119%	0.0000%	0.1119%	0.9999	0.0000%	-0.01%
127	04/23/2004		0.1102%	0.0000%	0.1119%	0.9855	-0.0016%	-1.45%
128	04/23/2004		0.1117%	0.0000%	0.1119%	0.9983	-0.0002%	-0.17%
129	04/25/2004		0.1116%	0.0000%	0.1118%	0.9981	-0.0002%	-0.19%
130	04/27/2004		0.1111%	0.0000%	0.1118%	0.9935	-0.0007%	-0.65%
131	04/28/2004		0.1097%	0.0000%	0.1118%	0.9817	-0.0020%	-1.83%
132	04/28/2004		0.1100%	0.0000%	0.1118%	0.9837	-0.0018%	-1.63%
133	04/29/2004		0.1099%	0.0000%	0.1118%	0.9830	-0.0019%	-1.70%
134	04/29/2004		0.1105%	0.0000%	0.1118%	0.9890	-0.0012%	-1.10%
135	05/17/2004		0.1093%	0.0000%	0.1115%	0.9798	-0.0023%	-2.02%
136	05/18/2004		0.1106%	0.0000%	0.1115%	0.9923	-0.0009%	-0.77%
137	05/18/2004		0.1102%	0.0000%	0.1115%	0.9881	-0.0013%	-1.19%
138	05/19/2004		0.1079%	0.0000%	0.1115%	0.9683	-0.0035%	-3.17%
139	05/25/2004		0.1070%	0.0000%	0.1114%	0.9601	-0.0044%	-3.99%
140	05/27/2004		0.1066%	0.0000%	0.1114%	0.9573	-0.0048%	-4.27%
141	05/28/2004		0.1075%	0.0000%	0.1113%	0.9652	-0.0039%	-3.48%
142	05/29/2004		0.1067%	0.0000%	0.1113%	0.9581	-0.0047%	-4.19%
143	05/29/2004		0.1066%	0.0000%	0.1113%	0.9577	-0.0047%	-4.23%
144	05/30/2004		0.1067%	0.0000%	0.1113%	0.9583	-0.0046%	-4.17%
145	05/30/2004		0.1067%	0.0000%	0.1113%	0.9585	-0.0046%	-4.15%
146	05/30/2004		0.1063%	0.0000%	0.1113%	0.9549	-0.0050%	-4.51%
147	05/31/2004		0.1060%	0.0000%	0.1113%	0.9524	-0.0053%	-4.76%

WEIGHT PERCENT 241-Pu DATA

Calendar Year 2004

222

SRS : Calex 1

#	Date Measured	Instr. ID	241-Pu	Uncert. 1 STD	Accepted Weight %	Ratio M/A	Weight % Error	Percent Error
148	05/31/2004		0.1067%	0.0000%	0.1113%	0.9585	-.0046%	-4.15%
149	05/31/2004		0.1069%	0.0000%	0.1113%	0.9605	-.0044%	-3.95%
150	05/31/2004		0.1057%	0.0000%	0.1113%	0.9494	-.0056%	-5.06%
151	06/03/2004		0.1064%	0.0000%	0.1113%	0.9562	-.0049%	-4.38%
152	06/04/2004		0.1065%	0.0000%	0.1112%	0.9577	-.0047%	-4.23%
153	06/05/2004		0.1067%	0.0000%	0.1112%	0.9597	-.0045%	-4.03%
154	06/05/2004		0.1070%	0.0000%	0.1112%	0.9618	-.0042%	-3.82%
155	06/05/2004		0.1066%	0.0000%	0.1112%	0.9586	-.0046%	-4.14%
156	06/06/2004		0.1060%	0.0000%	0.1112%	0.9534	-.0052%	-4.66%
157	06/06/2004		0.1068%	0.0000%	0.1112%	0.9602	-.0044%	-3.98%
158	06/07/2004		0.1055%	0.0000%	0.1112%	0.9488	-.0057%	-5.12%
159	06/08/2004		0.1065%	0.0000%	0.1112%	0.9577	-.0047%	-4.23%
160	06/12/2004		0.1065%	0.0000%	0.1111%	0.9587	-.0046%	-4.13%
161	06/12/2004		0.1068%	0.0000%	0.1111%	0.9614	-.0043%	-3.86%
162	06/13/2004		0.1069%	0.0000%	0.1111%	0.9623	-.0042%	-3.77%
163	06/16/2004		0.1061%	0.0000%	0.1111%	0.9554	-.0050%	-4.46%
164	06/17/2004		0.1059%	0.0000%	0.1111%	0.9540	-.0051%	-4.60%
165	06/22/2004		0.1043%	0.0000%	0.1110%	0.9396	-.0067%	-6.04%
166	06/22/2004		0.1045%	0.0000%	0.1110%	0.9414	-.0065%	-5.86%
167	06/23/2004		0.1048%	0.0000%	0.1110%	0.9445	-.0062%	-5.55%
168	06/24/2004		0.1048%	0.0000%	0.1109%	0.9444	-.0062%	-5.56%
169	06/24/2004		0.1053%	0.0000%	0.1109%	0.9487	-.0057%	-5.13%
170	06/25/2004		0.1053%	0.0000%	0.1109%	0.9494	-.0056%	-5.06%
171	06/25/2004		0.1053%	0.0000%	0.1109%	0.9496	-.0056%	-5.04%
172	06/26/2004		0.1047%	0.0000%	0.1109%	0.9442	-.0062%	-5.58%
173	06/26/2004		0.1040%	0.0000%	0.1109%	0.9379	-.0069%	-6.21%
174	06/27/2004		0.1038%	0.0000%	0.1109%	0.9361	-.0071%	-6.39%
175	06/28/2004		0.1041%	0.0000%	0.1109%	0.9385	-.0068%	-6.15%
176	07/01/2004		0.1044%	0.0000%	0.1108%	0.9418	-.0064%	-5.82%
177	07/02/2004		0.1048%	0.0000%	0.1108%	0.9459	-.0060%	-5.41%
178	07/02/2004		0.1046%	0.0000%	0.1108%	0.9439	-.0062%	-5.61%
179	07/03/2004		0.1047%	0.0000%	0.1108%	0.9452	-.0061%	-5.48%
180	07/04/2004		0.1050%	0.0000%	0.1108%	0.9480	-.0058%	-5.20%
181	07/05/2004		0.1042%	0.0000%	0.1108%	0.9405	-.0066%	-5.95%
182	07/06/2004		0.1043%	0.0000%	0.1108%	0.9419	-.0064%	-5.81%
183	07/07/2004		0.1041%	0.0000%	0.1108%	0.9402	-.0066%	-5.98%
184	07/08/2004		0.1039%	0.0000%	0.1107%	0.9386	-.0068%	-6.14%
185	07/08/2004		0.1043%	0.0000%	0.1107%	0.9416	-.0065%	-5.84%
186	07/09/2004		0.1043%	0.0000%	0.1107%	0.9422	-.0064%	-5.78%
187	07/09/2004		0.1037%	0.0000%	0.1107%	0.9361	-.0071%	-6.39%
188	07/09/2004		0.1041%	0.0000%	0.1107%	0.9401	-.0066%	-5.99%
189	07/10/2004		0.1050%	0.0000%	0.1107%	0.9487	-.0057%	-5.13%
190	07/11/2004		0.1049%	0.0000%	0.1107%	0.9473	-.0058%	-5.27%
191	07/11/2004		0.1045%	0.0000%	0.1107%	0.9442	-.0062%	-5.58%
192	07/12/2004		0.1045%	0.0000%	0.1107%	0.9439	-.0062%	-5.61%
193	07/12/2004		0.1042%	0.0000%	0.1107%	0.9411	-.0065%	-5.89%
194	07/12/2004		0.1047%	0.0000%	0.1107%	0.9460	-.0060%	-5.40%
195	07/13/2004		0.1056%	0.0000%	0.1107%	0.9543	-.0051%	-4.57%
196	07/13/2004		0.1040%	0.0000%	0.1107%	0.9400	-.0066%	-6.00%

WEIGHT PERCENT 241-Pu DATA

Calendar Year 2004

223

SRS : Calex 1

#	Date Measured	Instr. ID	241-Pu	Uncert. 1 STD	Accepted Weight %	Ratio M/A	Weight % Error	Percent Error
197	07/14/2004		0.1044%	0.0000%	0.1107%	0.9432	-.0063%	-5.68%
198	07/14/2004		0.1043%	0.0000%	0.1107%	0.9422	-.0064%	-5.78%
199	07/15/2004		0.1044%	0.0000%	0.1106%	0.9438	-.0062%	-5.62%
200	07/16/2004		0.1041%	0.0000%	0.1106%	0.9413	-.0065%	-5.87%
201	07/16/2004		0.1052%	0.0000%	0.1106%	0.9505	-.0055%	-4.95%
202	07/16/2004		0.1052%	0.0000%	0.1106%	0.9513	-.0054%	-4.87%
203	07/17/2004		0.1049%	0.0000%	0.1106%	0.9485	-.0057%	-5.15%
204	07/17/2004		0.1038%	0.0000%	0.1106%	0.9386	-.0068%	-6.14%
205	07/19/2004		0.1050%	0.0000%	0.1106%	0.9498	-.0056%	-5.02%
206	07/20/2004		0.1039%	0.0000%	0.1106%	0.9400	-.0066%	-6.00%
207	07/22/2004		0.1051%	0.0000%	0.1105%	0.9510	-.0054%	-4.90%
208	07/22/2004		0.1057%	0.0000%	0.1105%	0.9564	-.0048%	-4.36%
209	07/22/2004		0.1049%	0.0000%	0.1105%	0.9487	-.0057%	-5.13%
210	07/23/2004		0.1044%	0.0000%	0.1105%	0.9444	-.0061%	-5.56%
211	07/23/2004		0.1044%	0.0000%	0.1105%	0.9442	-.0062%	-5.58%
212	07/24/2004		0.1047%	0.0000%	0.1105%	0.9470	-.0059%	-5.30%
213	07/24/2004		0.1043%	0.0000%	0.1105%	0.9435	-.0062%	-5.65%
214	07/25/2004		0.1054%	0.0000%	0.1105%	0.9538	-.0051%	-4.62%
215	07/26/2004		0.1047%	0.0000%	0.1105%	0.9480	-.0057%	-5.20%
216	07/27/2004		0.1044%	0.0000%	0.1105%	0.9450	-.0061%	-5.50%
217	07/28/2004		0.1043%	0.0000%	0.1105%	0.9444	-.0061%	-5.56%
218	07/28/2004		0.1055%	0.0000%	0.1105%	0.9552	-.0050%	-4.48%
219	07/28/2004		0.1048%	0.0000%	0.1105%	0.9490	-.0056%	-5.10%
220	07/29/2004		0.1044%	0.0000%	0.1104%	0.9455	-.0060%	-5.45%
221	07/30/2004		0.1053%	0.0000%	0.1104%	0.9537	-.0051%	-4.63%
222	07/30/2004		0.1044%	0.0000%	0.1104%	0.9451	-.0061%	-5.49%
223	07/31/2004		0.1048%	0.0000%	0.1104%	0.9492	-.0056%	-5.08%
224	07/31/2004		0.1051%	0.0000%	0.1104%	0.9523	-.0053%	-4.77%
225	08/04/2004		0.1059%	0.0000%	0.1104%	0.9597	-.0045%	-4.03%
226	08/05/2004		0.1053%	0.0000%	0.1103%	0.9547	-.0050%	-4.53%
227	08/05/2004		0.1095%	0.0000%	0.1103%	0.9928	-.0008%	-0.72%
228	08/05/2004		0.1100%	0.0000%	0.1103%	0.9968	-.0004%	-0.32%
229	08/05/2004		0.1097%	0.0000%	0.1103%	0.9944	-.0006%	-0.56%
230	08/06/2004		0.1109%	0.0000%	0.1103%	1.0048	0.0005%	0.48%
231	08/06/2004		0.1100%	0.0000%	0.1103%	0.9969	-.0003%	-0.31%
232	08/07/2004		0.1110%	0.0000%	0.1103%	1.0063	0.0007%	0.63%
233	08/08/2004		0.1101%	0.0000%	0.1103%	0.9985	-.0002%	-0.15%
234	08/08/2004		0.1102%	0.0000%	0.1103%	0.9990	-.0001%	-0.10%
235	08/31/2004		0.1103%	0.0000%	0.1100%	1.0033	0.0004%	0.33%
236	09/02/2004		0.1103%	0.0000%	0.1099%	1.0036	0.0004%	0.36%
237	09/02/2004		0.1098%	0.0000%	0.1099%	0.9985	-.0002%	-0.15%
238	09/03/2004		0.1098%	0.0000%	0.1099%	0.9991	-.0001%	-0.09%
239	09/04/2004		0.1101%	0.0000%	0.1099%	1.0018	0.0002%	0.18%
240	09/04/2004		0.1094%	0.0000%	0.1099%	0.9953	-.0005%	-0.47%
241	09/05/2004		0.1121%	0.0000%	0.1099%	1.0197	0.0022%	1.97%
242	09/06/2004		0.1102%	0.0000%	0.1099%	1.0031	0.0003%	0.31%
243	09/06/2004		0.1108%	0.0000%	0.1099%	1.0085	0.0009%	0.85%
244	09/06/2004		0.1107%	0.0000%	0.1099%	1.0074	0.0008%	0.74%
245	09/07/2004		0.1119%	0.0000%	0.1099%	1.0186	0.0020%	1.86%

WEIGHT PERCENT 241-Pu DATA

Calendar Year 2004

224

SRS : Calex 1

#	Date Measured	Instr. ID	241-Pu	Uncert. 1 STD	Accepted Weight %	Ratio M/A	Weight % Error	Percent Error
246	09/07/2004		0.1099%	0.0000%	0.1099%	1.0006	0.0001%	0.06%
247	09/08/2004		0.1104%	0.0000%	0.1098%	1.0049	0.0005%	0.49%
248	09/08/2004		0.1102%	0.0000%	0.1098%	1.0028	0.0003%	0.28%
249	09/12/2004		0.1103%	0.0000%	0.1098%	1.0046	0.0005%	0.46%
250	09/13/2004		0.1068%	0.0000%	0.1098%	0.9731	-0.0029%	-2.69%
251	09/13/2004		0.1110%	0.0000%	0.1098%	1.0113	0.0012%	1.13%
252	09/14/2004		0.1108%	0.0000%	0.1098%	1.0096	0.0011%	0.96%
253	09/15/2004		0.1095%	0.0000%	0.1097%	0.9982	-0.0002%	-0.18%
254	09/16/2004		0.1108%	0.0000%	0.1097%	1.0098	0.0011%	0.98%
255	09/16/2004		0.1106%	0.0000%	0.1097%	1.0077	0.0008%	0.77%
256	09/16/2004		0.1096%	0.0000%	0.1097%	0.9992	-0.0001%	-0.08%
257	09/17/2004		0.1093%	0.0000%	0.1097%	0.9966	-0.0004%	-0.34%
258	09/17/2004		0.1104%	0.0000%	0.1097%	1.0060	0.0007%	0.60%
259	09/18/2004		0.1095%	0.0000%	0.1097%	0.9982	-0.0002%	-0.18%
260	09/18/2004		0.1108%	0.0000%	0.1097%	1.0103	0.0011%	1.03%
261	09/19/2004		0.1098%	0.0000%	0.1097%	1.0006	0.0001%	0.06%
262	09/19/2004		0.1096%	0.0000%	0.1097%	0.9993	-0.0001%	-0.07%
263	09/25/2004		0.1104%	0.0000%	0.1096%	1.0072	0.0008%	0.72%
264	09/25/2004		0.1101%	0.0000%	0.1096%	1.0047	0.0005%	0.47%
265	09/25/2004		0.1108%	0.0000%	0.1096%	1.0110	0.0012%	1.10%
266	09/26/2004		0.1101%	0.0000%	0.1096%	1.0044	0.0005%	0.44%
267	09/26/2004		0.1018%	0.0000%	0.1096%	0.9290	-0.0078%	-7.10%
268	09/27/2004		0.1105%	0.0000%	0.1096%	1.0084	0.0009%	0.84%
269	09/28/2004		0.1093%	0.0000%	0.1096%	0.9980	-0.0002%	-0.20%
270	09/29/2004		0.1107%	0.0000%	0.1095%	1.0104	0.0011%	1.04%
271	09/30/2004		0.1107%	0.0000%	0.1095%	1.0105	0.0011%	1.05%
272	10/01/2004		0.1102%	0.0000%	0.1095%	1.0061	0.0007%	0.61%
273	10/01/2004		0.1103%	0.0000%	0.1095%	1.0071	0.0008%	0.71%
274	10/08/2004		0.1102%	0.0000%	0.1094%	1.0073	0.0008%	0.73%
275	10/09/2004		0.1103%	0.0000%	0.1094%	1.0081	0.0009%	0.81%
276	10/10/2004		0.1098%	0.0000%	0.1094%	1.0038	0.0004%	0.38%
277	10/10/2004		0.1092%	0.0000%	0.1094%	0.9979	-0.0002%	-0.21%
278	10/11/2004		0.1106%	0.0000%	0.1094%	1.0112	0.0012%	1.12%
279	10/12/2004		0.1106%	0.0000%	0.1093%	1.0112	0.0012%	1.12%
280	10/13/2004		0.1090%	0.0000%	0.1093%	0.9970	-0.0003%	-0.30%
281	10/13/2004		0.1102%	0.0000%	0.1093%	1.0082	0.0009%	0.82%
282	10/13/2004		0.1094%	0.0000%	0.1093%	1.0007	0.0001%	0.07%
283	10/14/2004		0.1091%	0.0000%	0.1093%	0.9978	-0.0002%	-0.22%
284	10/14/2004		0.1105%	0.0000%	0.1093%	1.0108	0.0012%	1.08%
285	10/16/2004		0.1100%	0.0000%	0.1093%	1.0069	0.0007%	0.69%
286	10/16/2004		0.1102%	0.0000%	0.1093%	1.0086	0.0009%	0.86%
287	10/16/2004		0.1104%	0.0000%	0.1093%	1.0097	0.0011%	0.97%
288	10/17/2004		0.1106%	0.0000%	0.1093%	1.0118	0.0013%	1.18%
289	10/17/2004		0.1110%	0.0000%	0.1093%	1.0158	0.0017%	1.58%
290	10/18/2004		0.1104%	0.0000%	0.1093%	1.0105	0.0011%	1.05%
291	10/18/2004		0.1104%	0.0000%	0.1093%	1.0106	0.0012%	1.06%
292	10/21/2004		0.1103%	0.0000%	0.1092%	1.0097	0.0011%	0.97%
293	10/22/2004		0.1105%	0.0000%	0.1092%	1.0121	0.0013%	1.21%
294	10/22/2004		0.1092%	0.0000%	0.1092%	1.0001	0.0000%	0.01%

WEIGHT PERCENT 241-Pu DATA

Calendar Year 2004

225

SRS : Calex 1

#	Date Measured	Instr. ID	241-Pu	Uncert. 1 STD	Accepted Weight %	Ratio M/A	Weight % Error	Percent Error
295	10/23/2004		0.1102%	0.0000%	0.1092%	1.0096	0.0010%	0.96%
296	10/24/2004		0.1098%	0.0000%	0.1092%	1.0054	0.0006%	0.54%
297	10/24/2004		0.1099%	0.0000%	0.1092%	1.0068	0.0007%	0.68%
298	10/24/2004		0.1095%	0.0000%	0.1092%	1.0029	0.0003%	0.29%
299	10/25/2004		0.1103%	0.0000%	0.1092%	1.0103	0.0011%	1.03%
300	10/25/2004		0.1103%	0.0000%	0.1092%	1.0101	0.0011%	1.01%
301	10/26/2004		0.1099%	0.0000%	0.1091%	1.0070	0.0008%	0.70%
302	10/26/2004		0.1100%	0.0000%	0.1091%	1.0082	0.0009%	0.82%
303	10/26/2004		0.1104%	0.0000%	0.1091%	1.0114	0.0012%	1.14%
304	10/27/2004		0.1101%	0.0000%	0.1091%	1.0091	0.0010%	0.91%
305	10/28/2004		0.1107%	0.0000%	0.1091%	1.0140	0.0015%	1.40%
306	10/29/2004		0.1098%	0.0000%	0.1091%	1.0066	0.0007%	0.66%
307	10/29/2004		0.1093%	0.0000%	0.1091%	1.0014	0.0002%	0.14%
308	10/30/2004		0.1103%	0.0000%	0.1091%	1.0106	0.0012%	1.06%
309	10/30/2004		0.1104%	0.0000%	0.1091%	1.0117	0.0013%	1.17%
310	10/30/2004		0.1107%	0.0000%	0.1091%	1.0150	0.0016%	1.50%
311	10/31/2004		0.1094%	0.0000%	0.1091%	1.0028	0.0003%	0.28%
312	10/31/2004		0.1107%	0.0000%	0.1091%	1.0149	0.0016%	1.49%
313	11/01/2004		0.1098%	0.0000%	0.1091%	1.0064	0.0007%	0.64%
314	11/01/2004		0.1098%	0.0000%	0.1091%	1.0064	0.0007%	0.64%
315	11/03/2004		0.1093%	0.0000%	0.1090%	1.0024	0.0003%	0.24%
316	11/03/2004		0.1100%	0.0000%	0.1090%	1.0086	0.0009%	0.86%
317	11/03/2004		0.1100%	0.0000%	0.1090%	1.0085	0.0009%	0.85%
318	11/04/2004		0.1094%	0.0000%	0.1090%	1.0034	0.0004%	0.34%
319	11/04/2004		0.1104%	0.0000%	0.1090%	1.0125	0.0014%	1.25%
320	11/05/2004		0.1097%	0.0000%	0.1090%	1.0059	0.0006%	0.59%
321	11/05/2004		0.1105%	0.0000%	0.1090%	1.0137	0.0015%	1.37%
322	11/06/2004		0.1105%	0.0000%	0.1090%	1.0138	0.0015%	1.38%
323	11/06/2004		0.1105%	0.0000%	0.1090%	1.0134	0.0015%	1.34%
324	11/06/2004		0.1106%	0.0000%	0.1090%	1.0147	0.0016%	1.47%
325	11/06/2004		0.1099%	0.0000%	0.1090%	1.0087	0.0010%	0.87%
326	11/07/2004		0.1102%	0.0000%	0.1090%	1.0116	0.0013%	1.16%
327	11/08/2004		0.1113%	0.0000%	0.1090%	1.0210	0.0023%	2.10%
328	11/08/2004		0.1108%	0.0000%	0.1090%	1.0172	0.0019%	1.72%
329	11/08/2004		0.1098%	0.0000%	0.1090%	1.0077	0.0008%	0.77%
330	11/08/2004		0.1110%	0.0000%	0.1090%	1.0183	0.0020%	1.83%
331	11/09/2004		0.1096%	0.0000%	0.1089%	1.0061	0.0007%	0.61%
332	11/09/2004		0.1096%	0.0000%	0.1089%	1.0058	0.0006%	0.58%
333	11/10/2004		0.1115%	0.0000%	0.1089%	1.0238	0.0026%	2.38%
334	11/10/2004		0.1093%	0.0000%	0.1089%	1.0029	0.0003%	0.29%
335	11/10/2004		0.1100%	0.0000%	0.1089%	1.0094	0.0010%	0.94%
336	11/10/2004		0.1100%	0.0000%	0.1089%	1.0094	0.0010%	0.94%
337	11/11/2004		0.1100%	0.0000%	0.1089%	1.0101	0.0011%	1.01%
338	11/13/2004		0.1096%	0.0000%	0.1089%	1.0064	0.0007%	0.64%
339	11/13/2004		0.1100%	0.0000%	0.1089%	1.0098	0.0011%	0.98%
340	11/14/2004		0.1100%	0.0000%	0.1089%	1.0103	0.0011%	1.03%
341	11/14/2004		0.1103%	0.0000%	0.1089%	1.0130	0.0014%	1.30%
342	11/14/2004		0.1104%	0.0000%	0.1089%	1.0142	0.0015%	1.42%
343	11/15/2004		0.1101%	0.0000%	0.1089%	1.0111	0.0012%	1.11%

WEIGHT PERCENT 241-Pu DATA

Calendar Year 2004

226

SRS : Calex 1

#	Date Measured	Instr. ID	241-Pu	Uncert. 1 STD	Accepted Weight %	Ratio M/A	Weight % Error	Percent Error
344	11/16/2004		0.1114%	0.0000%	0.1088%	1.0230	0.0025%	2.30%
345	11/17/2004		0.1104%	0.0000%	0.1088%	1.0144	0.0016%	1.44%
346	11/17/2004		0.1106%	0.0000%	0.1088%	1.0165	0.0018%	1.65%
347	11/18/2004		0.1107%	0.0000%	0.1088%	1.0169	0.0018%	1.69%
348	11/18/2004		0.1097%	0.0000%	0.1088%	1.0079	0.0009%	0.79%
349	11/19/2004		0.1109%	0.0000%	0.1088%	1.0188	0.0020%	1.88%
350	11/19/2004		0.1110%	0.0000%	0.1088%	1.0203	0.0022%	2.03%
351	11/19/2004		0.1104%	0.0000%	0.1088%	1.0150	0.0016%	1.50%
352	11/19/2004		0.1111%	0.0000%	0.1088%	1.0210	0.0023%	2.10%
353	11/20/2004		0.1102%	0.0000%	0.1088%	1.0133	0.0015%	1.33%
354	11/21/2004		0.1101%	0.0000%	0.1088%	1.0121	0.0013%	1.21%
355	11/25/2004		0.1103%	0.0000%	0.1087%	1.0143	0.0016%	1.43%
356	11/25/2004		0.1110%	0.0000%	0.1087%	1.0205	0.0022%	2.05%
357	11/25/2004		0.1105%	0.0000%	0.1087%	1.0167	0.0018%	1.67%
358	12/03/2004		0.1107%	0.0000%	0.1086%	1.0191	0.0021%	1.91%
359	12/05/2004		0.1106%	0.0000%	0.1086%	1.0187	0.0020%	1.87%
360	12/14/2004		0.1105%	0.0000%	0.1084%	1.0190	0.0021%	1.90%
361	12/14/2004		0.1104%	0.0000%	0.1084%	1.0184	0.0020%	1.84%
362	12/14/2004		0.1103%	0.0000%	0.1084%	1.0167	0.0018%	1.67%
363	12/15/2004		0.1113%	0.0000%	0.1084%	1.0262	0.0028%	2.62%
364	12/15/2004		0.1097%	0.0000%	0.1084%	1.0115	0.0013%	1.15%
365	12/16/2004		0.1119%	0.0000%	0.1084%	1.0317	0.0034%	3.17%
366	12/16/2004		0.1118%	0.0000%	0.1084%	1.0309	0.0033%	3.09%
367	12/18/2004		0.1121%	0.0000%	0.1084%	1.0342	0.0037%	3.42%
368	12/19/2004		0.1121%	0.0000%	0.1084%	1.0342	0.0037%	3.42%
369	12/19/2004		0.1121%	0.0000%	0.1084%	1.0341	0.0037%	3.41%
370	12/19/2004		0.1116%	0.0000%	0.1084%	1.0298	0.0032%	2.98%
371	12/20/2004		0.1115%	0.0000%	0.1084%	1.0294	0.0032%	2.94%
372	12/20/2004		0.1130%	0.0000%	0.1084%	1.0430	0.0047%	4.30%
373	12/22/2004		0.1112%	0.0000%	0.1083%	1.0266	0.0029%	2.66%
374	12/22/2004		0.1119%	0.0000%	0.1083%	1.0328	0.0036%	3.28%
375	12/23/2004		0.1119%	0.0000%	0.1083%	1.0327	0.0035%	3.27%
376	12/23/2004		0.1111%	0.0000%	0.1083%	1.0257	0.0028%	2.57%
377	12/24/2004		0.1116%	0.0000%	0.1083%	1.0305	0.0033%	3.05%
378	12/26/2004		0.1113%	0.0000%	0.1083%	1.0279	0.0030%	2.79%
379	12/26/2004		0.1116%	0.0000%	0.1083%	1.0304	0.0033%	3.04%
380	12/27/2004		0.1114%	0.0000%	0.1083%	1.0288	0.0031%	2.88%
381	12/27/2004		0.1119%	0.0000%	0.1083%	1.0335	0.0036%	3.35%
							Mean Error:	-0.0010%
							Standard Deviation:	0.0029%
								-0.89%
								2.58%

* Statistical outliers, not included in graphs and tables.

O. ^{241}Am ISOTOPE ABUNDANCE TABLES AND GRAPHS

RESULTS OF ANALYSIS OF 241-Am DATA
 1st QUARTER 2004 Calex 1

	HANFORD	LLNL	SRS
Mean error (weight %)	-0.0009%	-0.0022%	-0.0069%
Standard Deviation (weight %)	0.0015%	0.0011%	0.0013%
Uncertainty in the Mean (weight %)	0.0002%	0.0002%	0.0001%
Mean Error (%)	-0.33%	-0.84%	-2.68%
Standard Deviation (%)	0.57%	0.41%	0.51%
Uncertainty in the Mean (%)	0.09%	0.08%	0.05%
Number of Data Points	39	24	103
Number of Outliers	0	0	0

Difference from Last Quarter in:

Mean error (weight %)	0.0001%	0.0005%	-0.0002%
Standard Deviation (weight %)	0.0002%	-0.0002%	-0.0005%
Uncertainty in the Mean (weight %)	0.0000%	-0.0002%	0.0000%
Mean Error (%)	0.04%	0.20%	-0.08%
Standard Deviation (%)	0.09%	-0.09%	-0.19%
Uncertainty in the Mean (%)	0.00%	-0.08%	-0.02%
Number of Data Points	9	15	-3

RESULTS OF ANALYSIS OF 241-Am DATA
2nd QUARTER 2004 Calex 1

	HANFORD	LLNL	SRS
Mean error (weight %)	-0.0014%	-0.0022%	-0.0099%
Standard Deviation (weight %)	0.0014%	0.0012%	0.0033%
Uncertainty in the Mean (weight %)	0.0002%	0.0002%	0.0004%
Mean Error (%)	-0.55%	-0.86%	-3.78%
Standard Deviation (%)	0.53%	0.44%	1.27%
Uncertainty in the Mean (%)	0.08%	0.09%	0.15%
Number of Data Points	41	23	72
Number of Outliers	1	0	0
Difference from Last Quarter in:			
Mean error (weight %)	-0.0006%	-0.0001%	-0.0029%
Standard Deviation (weight %)	-0.0001%	0.0001%	0.0020%
Uncertainty in the Mean (weight %)	0.0000%	0.0000%	0.0003%
Mean Error (%)	-0.22%	-0.02%	-1.11%
Standard Deviation (%)	-0.04%	0.03%	0.75%
Uncertainty in the Mean (%)	-0.01%	0.01%	0.10%
Number of Data Points	2	-1	-31

RESULTS OF ANALYSIS OF 241-Am DATA
3rd QUARTER 2004 Calex 1

	HANFORD	LLNL	SRS
Mean error (weight %)	-0.0013%	-0.0023%	-0.0101%
Standard Deviation (weight %)	0.0015%	0.0013%	0.0043%
Uncertainty in the Mean (weight %)	0.0002%	0.0003%	0.0004%
Mean Error (%)	-0.48%	-0.88%	-3.85%
Standard Deviation (%)	0.56%	0.50%	1.65%
Uncertainty in the Mean (%)	0.09%	0.12%	0.17%
Number of Data Points	41	17	96
Number of Outliers	0	0	0
Difference from Last Quarter in:			
Mean error (weight %)	0.0002%	-0.0001%	-0.0002%
Standard Deviation (weight %)	0.0001%	0.0002%	0.0010%
Uncertainty in the Mean (weight %)	0.0000%	0.0001%	0.0000%
Mean Error (%)	0.08%	-0.02%	-0.07%
Standard Deviation (%)	0.02%	0.06%	0.38%
Uncertainty in the Mean (%)	0.00%	0.03%	0.02%
Number of Data Points	0	-6	24

RESULTS OF ANALYSIS OF 241-Am DATA
4th QUARTER 2004 Calex 1

	HANFORD	LLNL	SRS
Mean error (weight %)	-0.0015%	-0.0019%	-0.0048%
Standard Deviation (weight %)	0.0016%	0.0014%	0.0016%
Uncertainty in the Mean (weight %)	0.0003%	0.0004%	0.0001%
Mean Error (%)	-0.55%	-0.70%	-1.83%
Standard Deviation (%)	0.59%	0.54%	0.59%
Uncertainty in the Mean (%)	0.12%	0.16%	0.06%
Number of Data Points	26	12	110
Number of Outliers	0	0	0
Difference from Last Quarter in:			
Mean error (weight %)	-0.0002%	0.0005%	0.0053%
Standard Deviation (weight %)	0.0001%	0.0001%	-0.0027%
Uncertainty in the Mean (weight %)	0.0001%	0.0001%	-0.0003%
Mean Error (%)	-0.07%	0.18%	2.02%
Standard Deviation (%)	0.03%	0.04%	-1.05%
Uncertainty in the Mean (%)	0.03%	0.03%	-0.11%
Number of Data Points	-15	-5	14

RESULTS OF ANALYSIS OF 241-Am DATA
 1st QUARTER 2004 Calex 2

	HANFORD	LLNL	SRS
Mean error (weight %)	****	-0.1249%	****
Standard Deviation (weight %)	****	0.0025%	****
Uncertainty in the Mean (weight %)	****	0.0014%	****
Mean Error (%)	****	-15.33%	****
Standard Deviation (%)	****	0.26%	****
Uncertainty in the Mean (%)	****	0.15%	****
Number of Data Points	****	3	****
Number of Outliers	****	0	****
Difference from Last Quarter in:			
Mean error (weight %)	****	-0.0075%	****
Standard Deviation (weight %)	****	0.0001%	****
Uncertainty in the Mean (weight %)	****	0.0003%	****
Mean Error (%)	****	-0.77%	****
Standard Deviation (%)	****	0.00%	****
Uncertainty in the Mean (%)	****	0.03%	****
Number of Data Points	0	-2	0

RESULTS OF ANALYSIS OF 241-Am DATA
2nd QUARTER 2004 Calex 2

	HANFORD	LLNL	SRS
Mean error (weight %)	****	-0.1280%	****
Standard Deviation (weight %)	****	0.0013%	****
Uncertainty in the Mean (weight %)	****	0.0009%	****
Mean Error (%)	****	-15.55%	****
Standard Deviation (%)	****	0.20%	****
Uncertainty in the Mean (%)	****	0.14%	****
Number of Data Points	****	2	****
Number of Outliers	****	0	****
Difference from Last Quarter in:			
Mean error (weight %)	****	-0.0031%	****
Standard Deviation (weight %)	****	-0.0011%	****
Uncertainty in the Mean (weight %)	****	-0.0005%	****
Mean Error (%)	****	-0.22%	****
Standard Deviation (%)	****	-0.06%	****
Uncertainty in the Mean (%)	****	-0.01%	****
Number of Data Points	0	-1	0


RESULTS OF ANALYSIS OF 241-Am DATA
3rd QUARTER 2004 Calex 2

	HANFORD	LLNL	SRS
Mean error (weight %)	****	-0.1368%	****
Standard Deviation (weight %)	****	0.0022%	****
Uncertainty in the Mean (weight %)	****	0.0013%	****
Mean Error (%)	****	-16.49%	****
Standard Deviation (%)	****	0.23%	****
Uncertainty in the Mean (%)	****	0.13%	****
Number of Data Points	****	3	****
Number of Outliers	****	0	****
Difference from Last Quarter in:			
Mean error (weight %)	****	-0.0088%	****
Standard Deviation (weight %)	****	0.0009%	****
Uncertainty in the Mean (weight %)	****	0.0003%	****
Mean Error (%)	****	-0.93%	****
Standard Deviation (%)	****	0.03%	****
Uncertainty in the Mean (%)	****	-0.01%	****
Number of Data Points	0	1	0

RESULTS OF ANALYSIS OF 241-Am DATA
4th QUARTER 2004 Calex 2

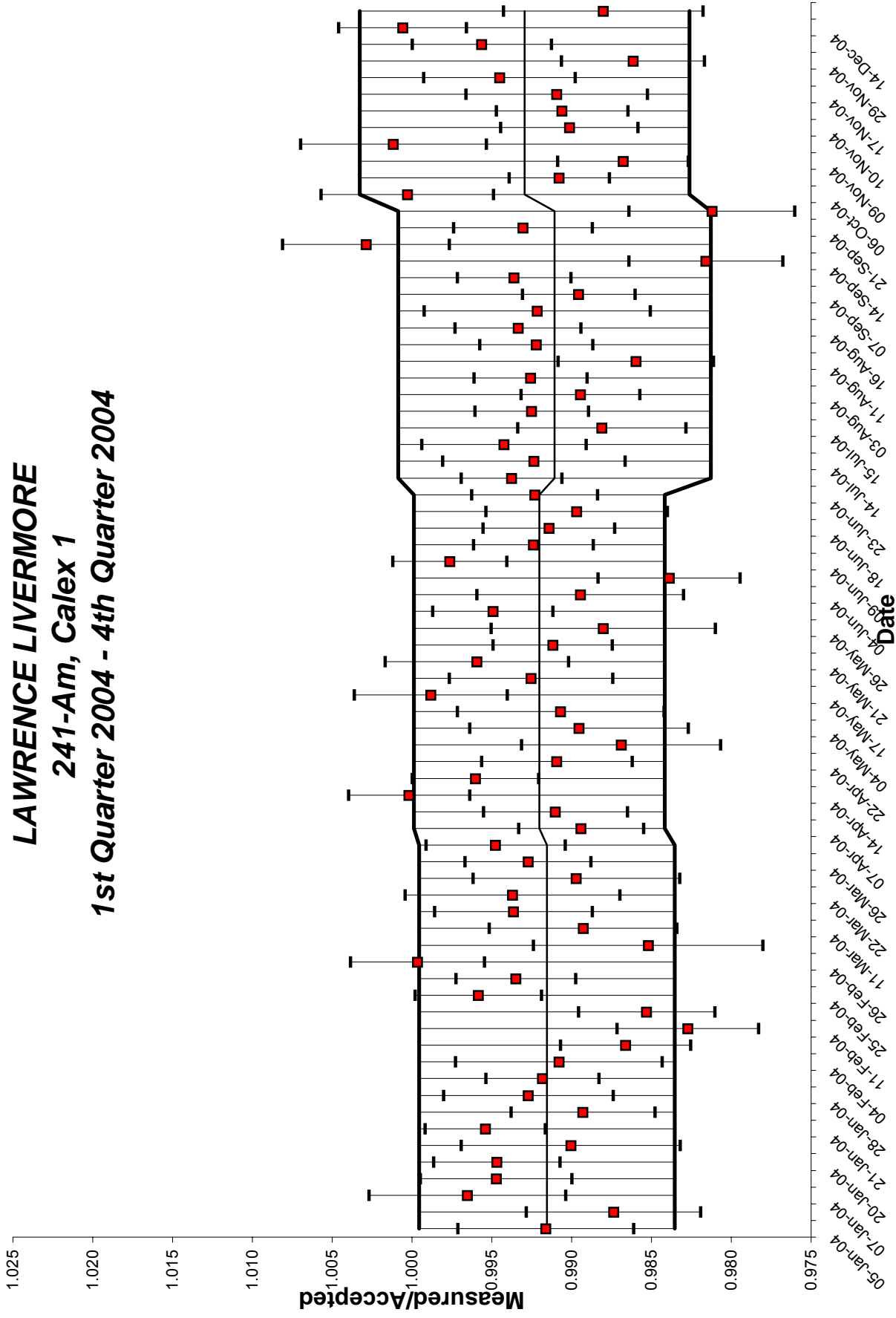
	HANFORD	LLNL	SRS
Mean error (weight %)	****	-0.1455%	****
Standard Deviation (weight %)	****	0.0038%	****
Uncertainty in the Mean (weight %)	****	0.0022%	****
Mean Error (%)	****	-17.37%	****
Standard Deviation (%)	****	0.44%	****
Uncertainty in the Mean (%)	****	0.25%	****
Number of Data Points	****	3	****
Number of Outliers	****	0	****
Difference from Last Quarter in:			
Mean error (weight %)	****	-0.0087%	****
Standard Deviation (weight %)	****	0.0015%	****
Uncertainty in the Mean (weight %)	****	0.0009%	****
Mean Error (%)	****	-0.88%	****
Standard Deviation (%)	****	0.21%	****
Uncertainty in the Mean (%)	****	0.12%	****
Number of Data Points	0	0	0

HANFORD
241-Am, Calex 1
1st Quarter 2004 - 4th Quarter 2004

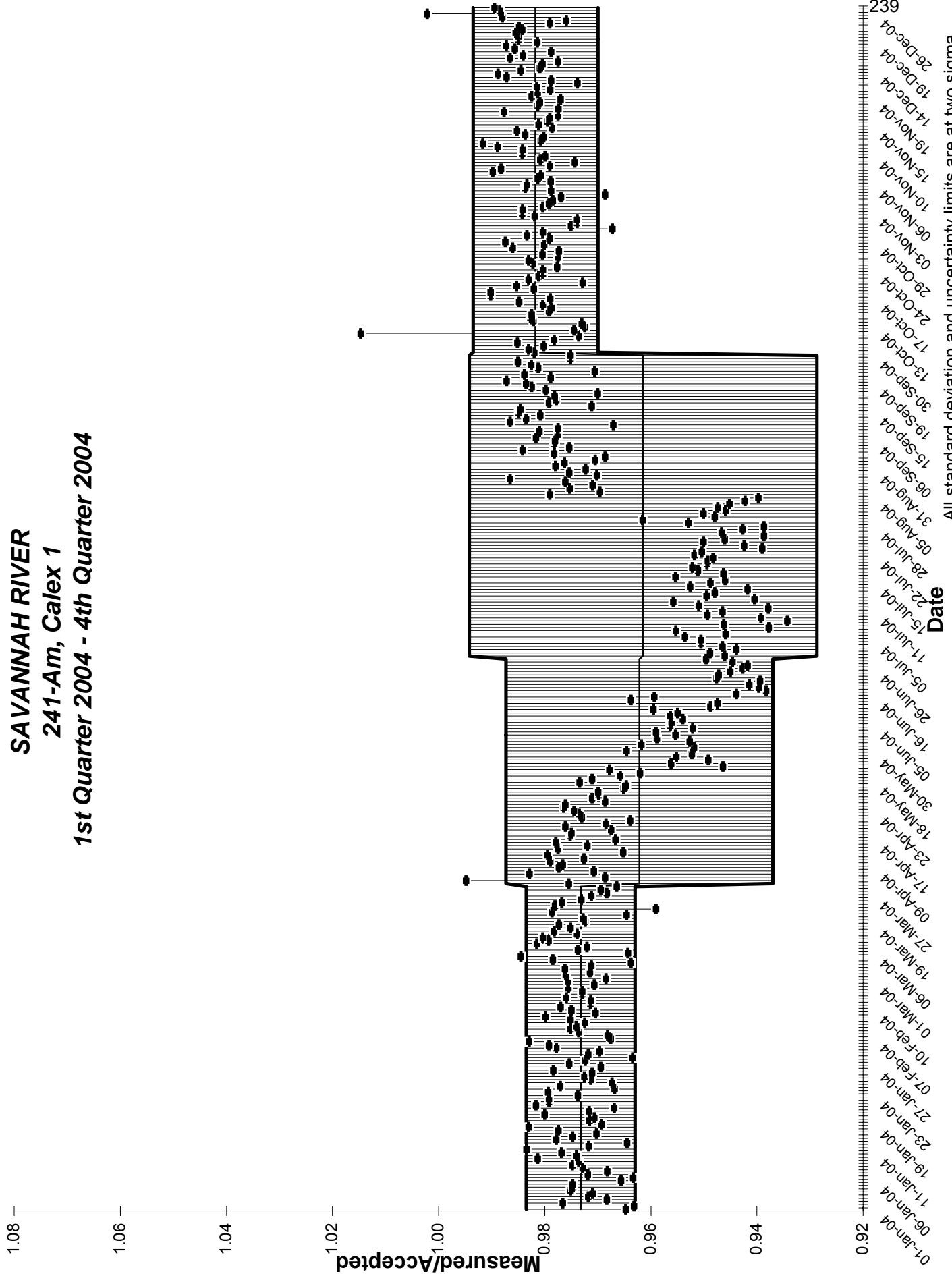


All standard deviation and uncertainty limits are at two sigma.

LAWRENCE LIVERMORE
241-Am, Calex 1
1st Quarter 2004 - 4th Quarter 2004

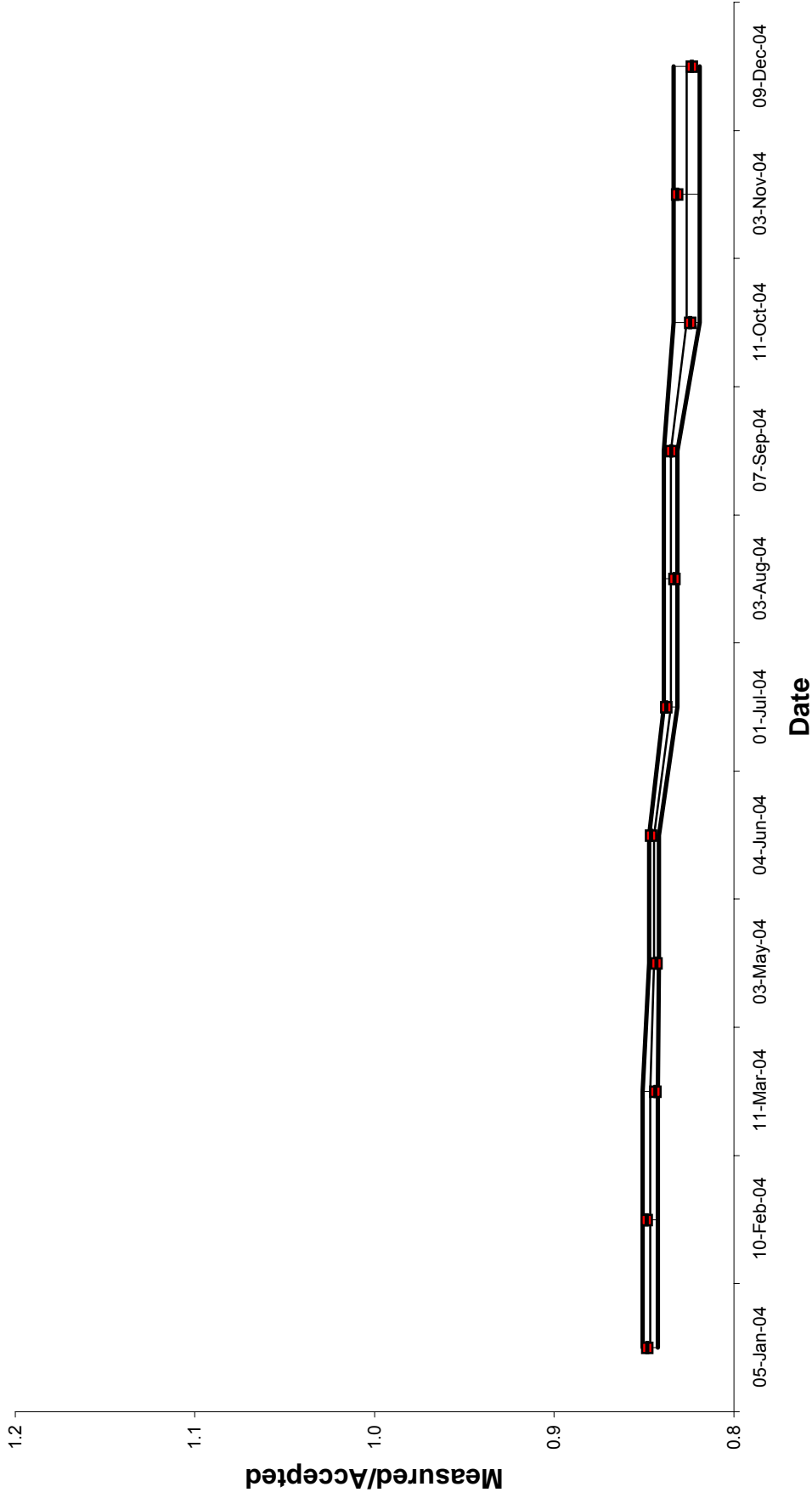


SAVANNAH RIVER
241-Am, Calex 1
1st Quarter 2004 - 4th Quarter 2004



All standard deviation and uncertainty limits are at two sigma.

LAWRENCE LIVERMORE
241-Am, Calex 2
1st Quarter 2004 - 4th Quarter 2004



RESULTS OF ANALYSIS OF 241-Am DATA
2004 Calex 1

	HANFORD	LLNL	SRS
Mean error (weight %)	-0.0012%	-0.0022%	-0.0767%
Standard Deviation (weight %)	0.0015%	0.0012%	0.0357%
Uncertainty in the Mean (weight %)	0.0001%	0.0001%	0.0018%
Mean Error (%)	-0.47%	-0.84%	-2.94%
Standard Deviation (%)	0.56%	0.46%	1.37%
Uncertainty in the Mean (%)	0.05%	0.05%	0.07%
Number of Data Points	147	76	381
Number of Outliers	1	0	0

Difference from Last Year in:

Mean error (weight %)	-0.0004%	0.0006%	-0.0108%
Standard Deviation (weight %)	0.0002%	-0.0001%	0.0137%
Uncertainty in the Mean (weight %)	0.0000%	0.0000%	0.0008%
Mean Error (%)	-0.16%	0.25%	-0.36%
Standard Deviation (%)	0.07%	-0.06%	0.50%
Uncertainty in the Mean (%)	0.01%	0.00%	0.03%
Number of Data Points	-19	-12	-98
Number of Outliers	-1	-1	-3

RESULTS OF ANALYSIS OF 241-Am DATA
2004 Calex 2

HANFORD LLNL SRS

Mean error (weight %) ***** -0.1343% *****
 Standard Deviation (weight %) ***** 0.0089% *****
 Uncertainty in the Mean (weight %) ***** 0.0027% *****

Mean Error (%) ***** -16.24% *****
 Standard Deviation (%) ***** 0.90% *****
 Uncertainty in the Mean (%) ***** 0.27% *****

Number of Data Points ***** 11 *****
 Number of Outliers ***** 0 *****

Difference from Last Year in:

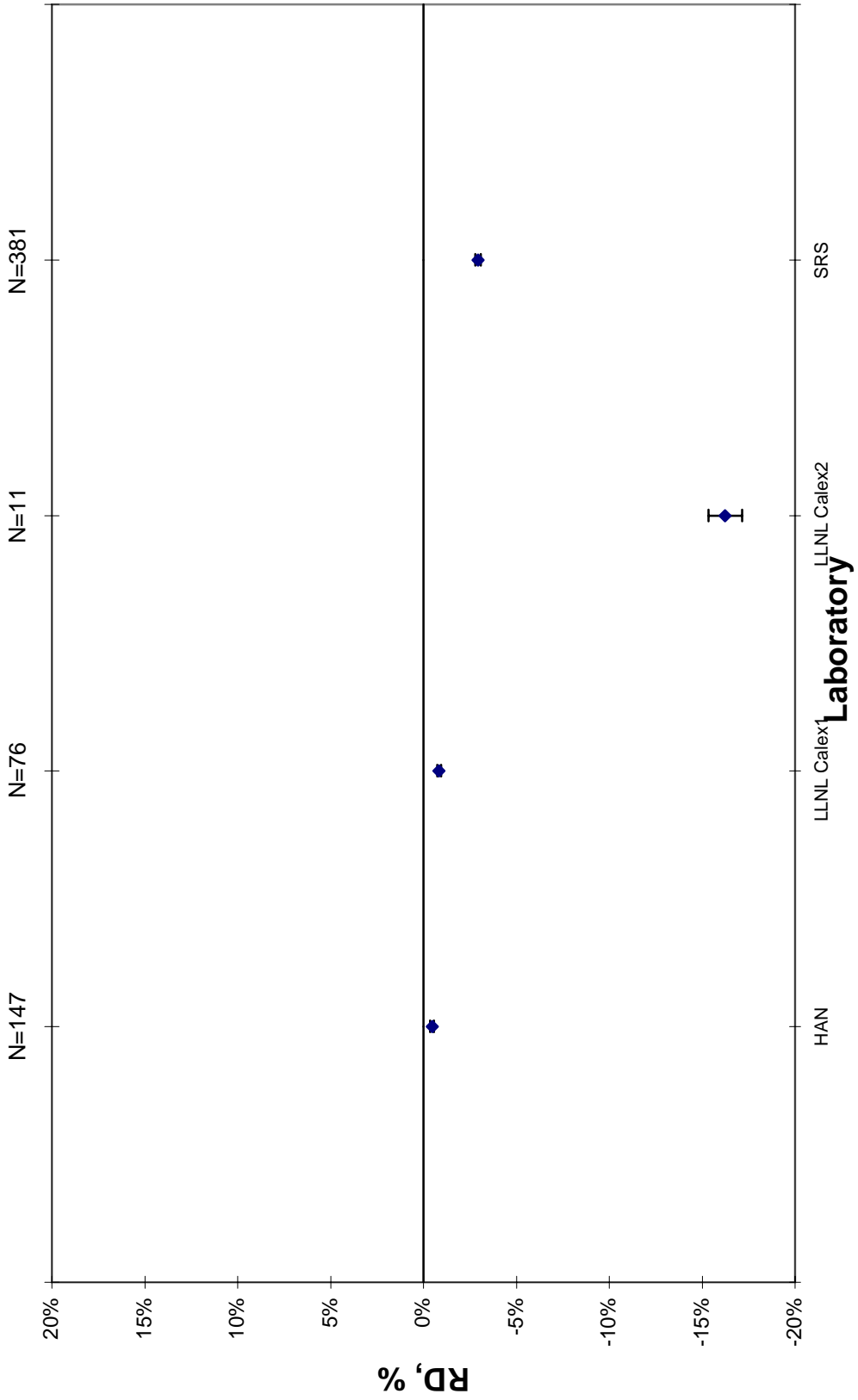
Mean error (weight %) ***** -0.0281% *****
 Standard Deviation (weight %) ***** -0.0008% *****
 Uncertainty in the Mean (weight %) ***** 0.0003% *****

Mean Error (%) ***** -2.90% *****
 Standard Deviation (%) ***** -0.18% *****
 Uncertainty in the Mean (%) ***** 0.01% *****

Number of Data Points 0 -6 0
 Number of Outliers 0 0 0

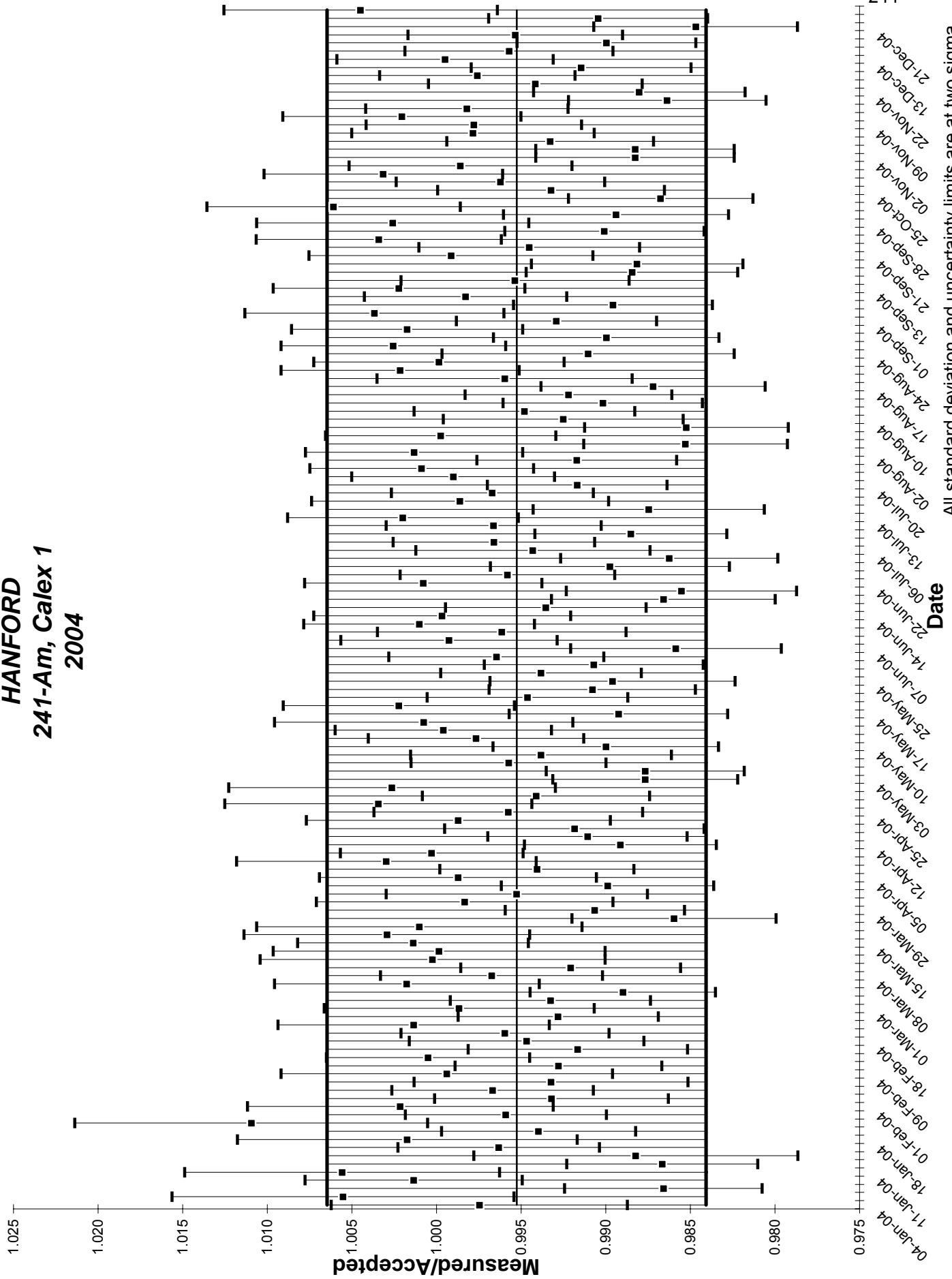
New Brunswick Laboratory Calorimetry Exchange Program

Percent ²⁴¹Am, 2004

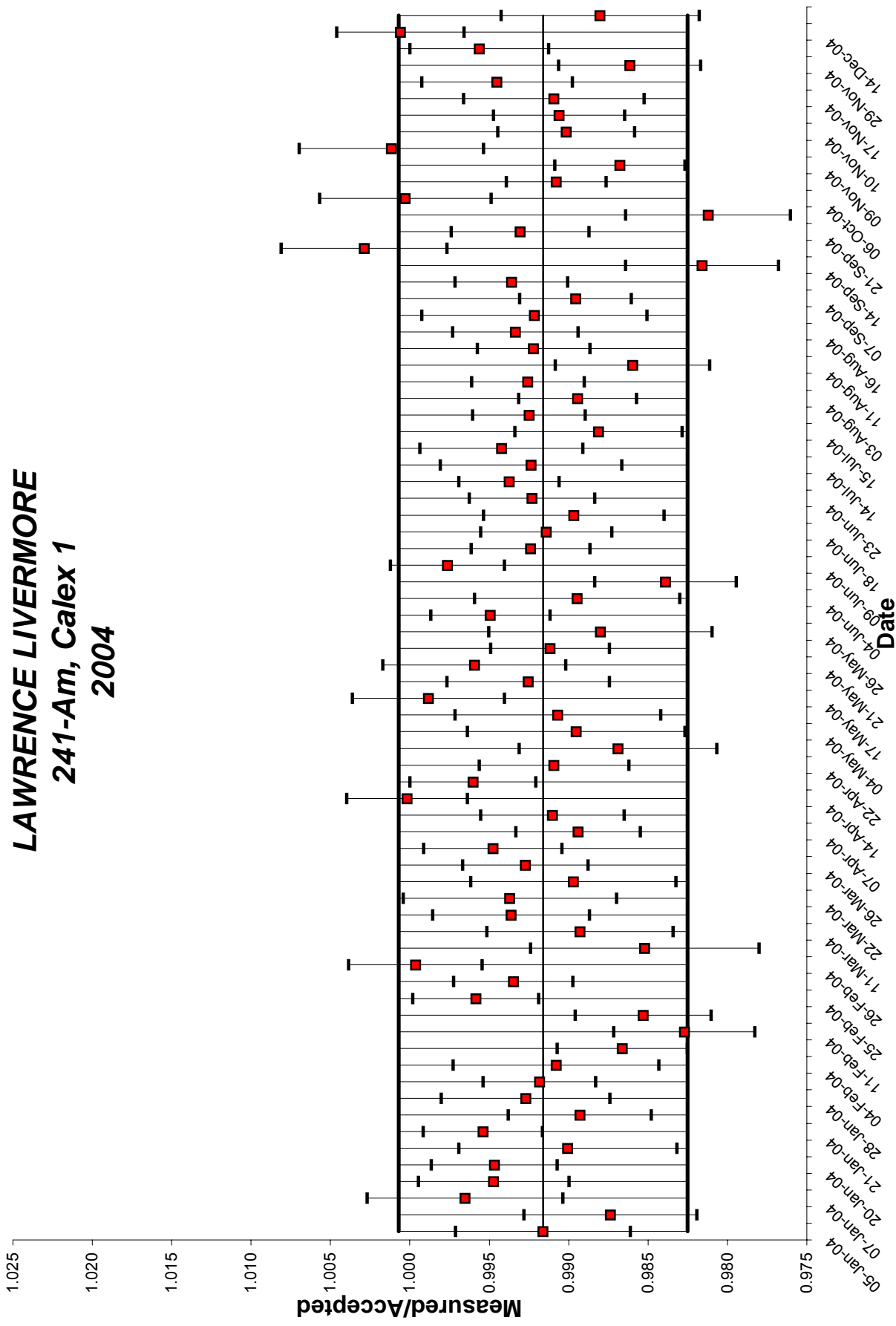


◆ Laboratory Mean — 95% Confidence Interval

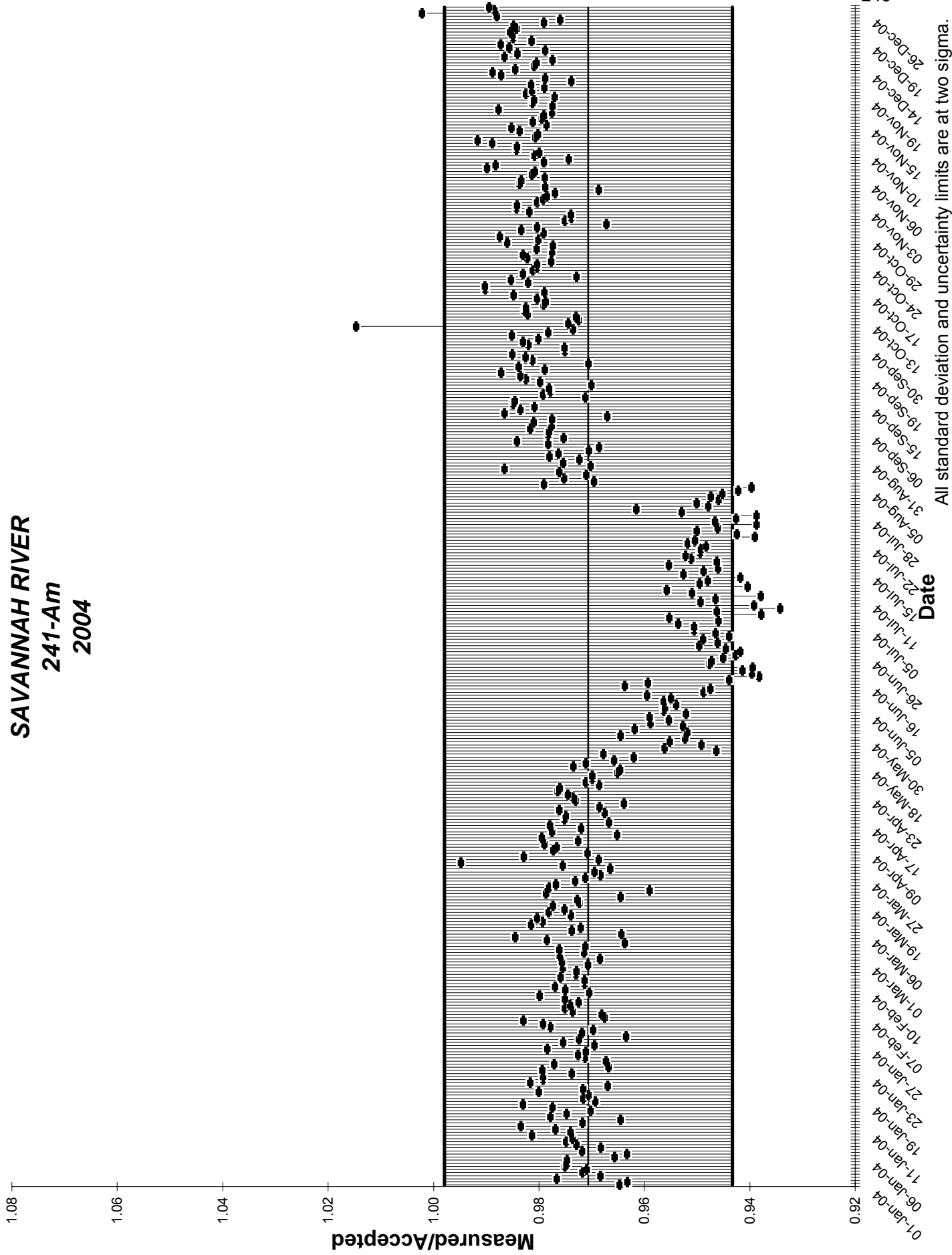
HANFORD
241-Am, Calex 1
2004



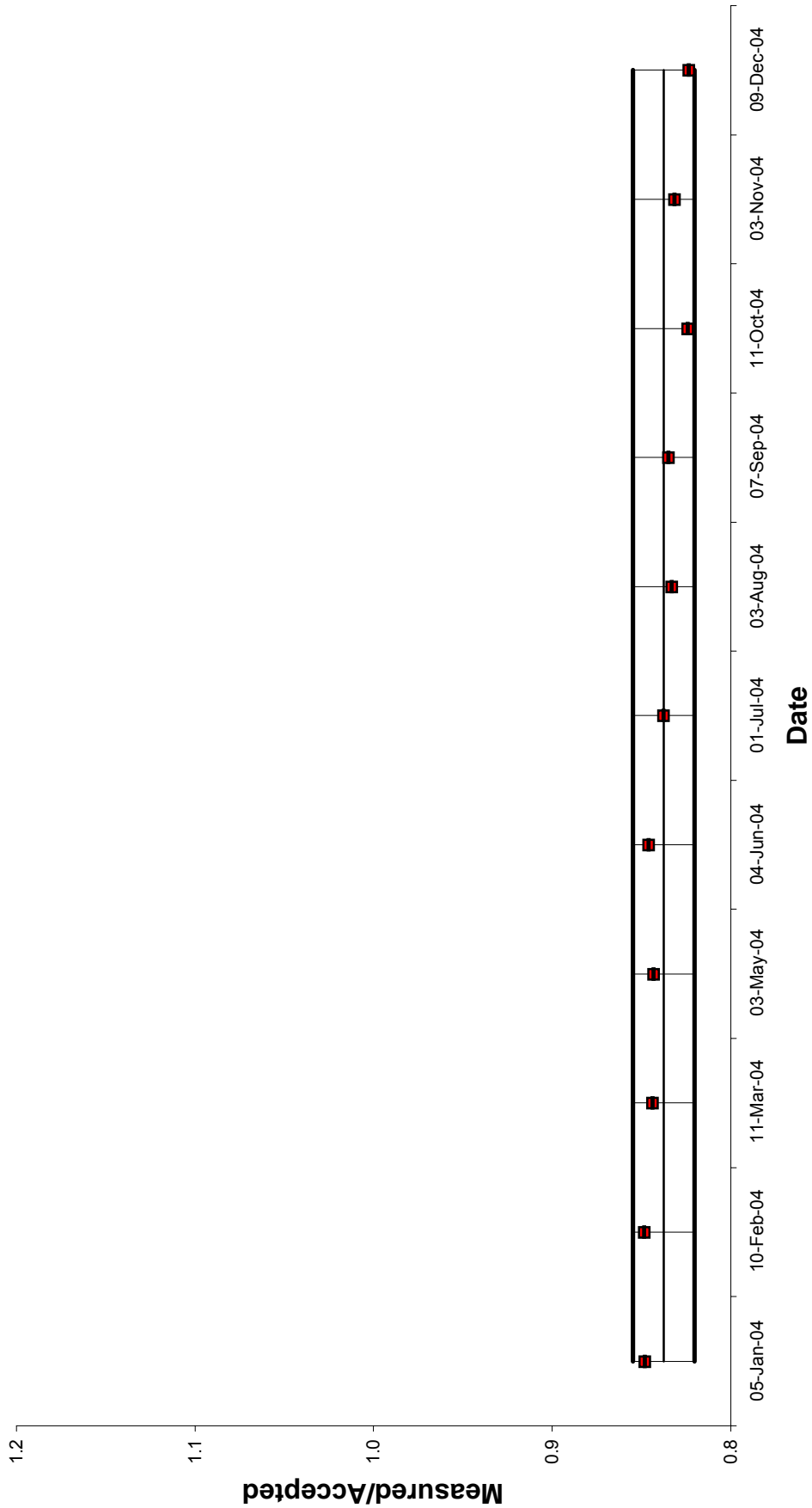
**LAWRENCE LIVERMORE
241-Am, Calex 1
2004**



**SAVANNAH RIVER
241-Am
2004**



**LAWRENCE LIVERMORE
241-Am, Calex 2
2004**



WEIGHT PERCENT 241-Am DATA

Calendar Year 2004

248

Hanford: Calex 1

#	Date Measured	Instr. ID	241-Am	Uncert. 1 STD	Accepted Weight %	Ratio M/A	Weight % Error	Percent Error
1	01/04/2004	1985	0.2582%	0.4400%	0.2589%	0.9975	-0.0007%	-0.25%
2	01/05/2004	2026	0.2603%	0.5000%	0.2589%	1.0055	0.0014%	0.55%
3	01/05/2004	2740	0.2554%	0.3000%	0.2589%	0.9866	-0.0035%	-1.34%
4	01/11/2004	2026	0.2593%	0.3200%	0.2590%	1.0013	0.0003%	0.13%
5	01/11/2004	1985	0.2604%	0.4600%	0.2590%	1.0056	0.0014%	0.56%
6	01/11/2004	2740	0.2555%	0.2900%	0.2590%	0.9867	-0.0035%	-1.33%
7	01/18/2004	2740	0.2560%	0.4900%	0.2591%	0.9882	-0.0031%	-1.18%
8	01/18/2004	2026	0.2581%	0.3000%	0.2591%	0.9963	-0.0010%	-0.37%
9	01/18/2004	1985	0.2595%	0.5000%	0.2591%	1.0017	0.0004%	0.17%
10	01/26/2004	2740	0.2576%	0.2900%	0.2592%	0.9940	-0.0016%	-0.60%
11	01/26/2004	1985	0.2620%	0.5100%	0.2592%	1.0109	0.0028%	1.09%
12	01/26/2004	2026	0.2581%	0.3000%	0.2592%	0.9959	-0.0011%	-0.41%
13	02/01/2004	1985	0.2598%	0.4500%	0.2592%	1.0021	0.0006%	0.21%
14	02/02/2004	2740	0.2575%	0.3500%	0.2593%	0.9932	-0.0018%	-0.68%
15	02/02/2004	2026	0.2584%	0.3000%	0.2593%	0.9967	-0.0009%	-0.33%
16	02/09/2004	2026	0.2576%	0.4100%	0.2594%	0.9932	-0.0018%	-0.68%
17	02/09/2004	1985	0.2592%	0.4900%	0.2594%	0.9994	-0.0002%	-0.06%
18	02/10/2004	2740	0.2575%	0.3100%	0.2594%	0.9928	-0.0019%	-0.72%
19	02/17/2004	2026	0.2596%	0.3000%	0.2595%	1.0005	0.0001%	0.05%
20	02/17/2004	2740	0.2573%	0.3300%	0.2595%	0.9916	-0.0022%	-0.84%
21	02/18/2004	1985	0.2581%	0.3500%	0.2595%	0.9947	-0.0014%	-0.53%
22	02/23/2004	2026	0.2585%	0.3100%	0.2596%	0.9959	-0.0011%	-0.41%
23	02/23/2004	1985	0.2599%	0.4000%	0.2596%	1.0013	0.0003%	0.13%
24	02/24/2004	2740	0.2577%	0.3000%	0.2596%	0.9928	-0.0019%	-0.72%
25	03/01/2004	1985	0.2593%	0.4000%	0.2597%	0.9987	-0.0004%	-0.13%
26	03/01/2004	2026	0.2579%	0.3000%	0.2597%	0.9933	-0.0018%	-0.67%
27	03/02/2004	2740	0.2568%	0.2800%	0.2597%	0.9890	-0.0029%	-1.10%
28	03/08/2004	1985	0.2602%	0.3900%	0.2597%	1.0017	0.0005%	0.17%
29	03/08/2004	2026	0.2589%	0.3300%	0.2597%	0.9967	-0.0008%	-0.33%
30	03/09/2004	2740	0.2577%	0.3300%	0.2598%	0.9921	-0.0021%	-0.79%
31	03/15/2004	2740	0.2599%	0.5100%	0.2598%	1.0002	0.0001%	0.02%
32	03/15/2004	1985	0.2598%	0.4900%	0.2598%	0.9998	0.0000%	-0.02%
33	03/15/2004	2026	0.2602%	0.3400%	0.2598%	1.0014	0.0004%	0.14%
34	03/22/2004	1985	0.2607%	0.4200%	0.2599%	1.0029	0.0008%	0.29%
35	03/22/2004	2026	0.2602%	0.4800%	0.2599%	1.0010	0.0003%	0.10%
36	03/23/2004	2470	0.2563%	0.3100%	0.2600%	0.9859	-0.0037%	-1.41%
37	03/29/2004	2740	0.2576%	0.2700%	0.2600%	0.9906	-0.0024%	-0.94%
38	03/29/2004	1985	0.2596%	0.4400%	0.2600%	0.9983	-0.0004%	-0.17%
39	03/29/2004	2026	0.2588%	0.3900%	0.2600%	0.9952	-0.0012%	-0.48%
40	04/05/2004	2740	0.2575%	0.3200%	0.2601%	0.9899	-0.0026%	-1.01%
41	04/05/2004	1985	0.2598%	0.4100%	0.2601%	0.9987	-0.0003%	-0.13%
42	04/06/2004	2026	0.2586%	0.2900%	0.2601%	0.9941	-0.0015%	-0.59%
43	04/12/2004	1985	0.2610%	0.4400%	0.2602%	1.0030	0.0008%	0.30%
44	04/12/2004	2026	0.2603%	0.2700%	0.2602%	1.0003	0.0001%	0.03%
45	04/12/2004	2740	0.2574%	0.2900%	0.2602%	0.9891	-0.0028%	-1.09%
46	04/19/2004	2740	0.2580%	0.3000%	0.2603%	0.9911	-0.0023%	-0.89%
47	04/19/2004	2026	0.2582%	0.3900%	0.2603%	0.9918	-0.0021%	-0.82%
48	04/20/2004	1985	0.2600%	0.4500%	0.2603%	0.9987	-0.0003%	-0.13%
49	04/25/2004	2026	0.2593%	0.4000%	0.2604%	0.9957	-0.0011%	-0.43%

WEIGHT PERCENT 241-Am DATA

Calendar Year 2004

249

Hanford: Calex 1

#	Date Measured	Instr. ID	241-Am	Uncert. 1 STD	Accepted Weight %	Ratio M/A	Weight % Error	Percent Error
50	04/25/2004	1985	0.2613%	0.4500%	0.2604%	1.0034	0.0009%	0.34%
51	04/27/2004	2740	0.2589%	0.3400%	0.2604%	0.9941	-.0015%	-0.59%
52	05/03/2004	1985	0.2612%	0.4800%	0.2605%	1.0026	0.0007%	0.26%
53	05/03/2004	2026	0.2573%	0.2800%	0.2605%	0.9877	-.0032%	-1.23%
54	05/03/2004	2740	0.2573%	0.3000%	0.2605%	0.9877	-.0032%	-1.23%
55	05/10/2004	2026	0.2595%	0.2900%	0.2606%	0.9957	-.0011%	-0.43%
56	05/10/2004	1985	0.2590%	0.3900%	0.2606%	0.9938	-.0016%	-0.62%
57	05/10/2004	2740	0.2580%	0.3400%	0.2606%	0.9900	-.0026%	-1.00%
58	05/10/2004	2424	0.2600%	0.3200%	0.2606%	0.9977	-.0006%	-0.23%
59	05/17/2004	2026	0.2606%	0.3200%	0.2607%	0.9996	-.0001%	-0.04%
60	05/17/2004	1985	0.2609%	0.4400%	0.2607%	1.0007	0.0002%	0.07%
61	05/17/2004	2740	0.2579%	0.3300%	0.2607%	0.9892	-.0028%	-1.08%
62	05/18/2004	2424	0.2613%	0.3400%	0.2607%	1.0022	0.0006%	0.22%
63	05/24/2004	2026	0.2594%	0.3000%	0.2608%	0.9946	-.0014%	-0.54%
64	05/24/2004	2740	0.2584%	0.3100%	0.2608%	0.9908	-.0024%	-0.92%
65	05/25/2004	2424	0.2581%	0.3700%	0.2608%	0.9896	-.0027%	-1.04%
66	06/01/2004	2026	0.2593%	0.3000%	0.2609%	0.9938	-.0016%	-0.62%
67	06/02/2004	2740	0.2585%	0.3300%	0.2609%	0.9907	-.0024%	-0.93%
68	06/02/2004	2424	0.2600%	0.3200%	0.2609%	0.9964	-.0009%	-0.36%
69	06/07/2004	2740	0.2573%	0.3200%	0.2610%	0.9858	-.0037%	-1.42%
70	06/07/2004	2026	0.2608%	0.3200%	0.2610%	0.9993	-.0002%	-0.07%
71	06/08/2004	2424	0.2600%	0.3700%	0.2610%	0.9961	-.0010%	-0.39%
72	06/10/2004	2424	0.2613%	0.3400%	0.2610%	1.0010	0.0003%	0.10%
73	06/14/2004	2424	0.2610%	0.3800%	0.2611%	0.9997	-.0001%	-0.03%
74	06/14/2004	2026	0.2594%	0.3000%	0.2611%	0.9935	-.0017%	-0.65%
75	06/15/2004	2740	0.2576%	0.3400%	0.2611%	0.9866	-.0035%	-1.34%
76	06/21/2004	2740	0.2574%	0.3500%	0.2612%	0.9855	-.0038%	-1.45%
77	06/22/2004	2424	0.2614%	0.3500%	0.2612%	1.0008	0.0002%	0.08%
78	06/22/2004	2026	0.2601%	0.3200%	0.2612%	0.9958	-.0011%	-0.42%
* 79	06/28/2004	2424	0.2595%	0.3100%	0.2613%	0.9932	-.0018%	-0.68%
80	06/28/2004	2026	0.2586%	0.3600%	0.2613%	0.9897	-.0027%	-1.03%
81	06/29/2004	2740	0.2577%	0.3300%	0.2613%	0.9862	-.0036%	-1.38%
82	07/06/2004	2424	0.2599%	0.3500%	0.2614%	0.9943	-.0015%	-0.57%
83	07/06/2004	2026	0.2605%	0.3000%	0.2614%	0.9966	-.0009%	-0.34%
84	07/07/2004	2740	0.2584%	0.2900%	0.2614%	0.9885	-.0030%	-1.15%
85	07/13/2004	2026	0.2606%	0.3200%	0.2615%	0.9966	-.0009%	-0.34%
86	07/13/2004	2424	0.2620%	0.3400%	0.2615%	1.0020	0.0005%	0.20%
87	07/13/2004	2740	0.2582%	0.3500%	0.2615%	0.9874	-.0033%	-1.26%
88	07/19/2004	2424	0.2612%	0.4400%	0.2616%	0.9986	-.0004%	-0.14%
89	07/19/2004	2026	0.2607%	0.3000%	0.2616%	0.9967	-.0009%	-0.33%
90	07/20/2004	2740	0.2594%	0.2700%	0.2616%	0.9917	-.0022%	-0.83%
91	07/26/2004	2026	0.2614%	0.3000%	0.2617%	0.9990	-.0003%	-0.10%
92	07/27/2004	2424	0.2619%	0.3300%	0.2617%	1.0009	0.0002%	0.09%
93	07/27/2004	2740	0.2595%	0.3000%	0.2617%	0.9917	-.0022%	-0.83%
94	08/02/2004	2026	0.2621%	0.3200%	0.2618%	1.0013	0.0003%	0.13%
95	08/02/2004	2740	0.2579%	0.3100%	0.2618%	0.9853	-.0039%	-1.47%
96	08/03/2004	2424	0.2617%	0.3400%	0.2618%	0.9997	-.0001%	-0.03%
97	08/03/2004	2740	0.2579%	0.3100%	0.2618%	0.9852	-.0039%	-1.48%
98	08/10/2004	2424	0.2599%	0.3600%	0.2619%	0.9925	-.0020%	-0.75%

WEIGHT PERCENT 241-Am DATA

Calendar Year 2004

250

Hanford: Calex 1

#	Date Measured	Instr. ID	241-Am	Uncert. 1 STD	Accepted Weight %	Ratio M/A	Weight % Error	Percent Error
99	08/10/2004	2026	0.2605%	0.3300%	0.2619%	0.9948	-.0014%	-0.52%
100	08/11/2004	2740	0.2593%	0.3000%	0.2619%	0.9902	-.0026%	-0.98%
101	08/16/2004	2026	0.2599%	0.3100%	0.2619%	0.9922	-.0020%	-0.78%
102	08/17/2004	2740	0.2586%	0.3400%	0.2620%	0.9872	-.0034%	-1.28%
103	08/17/2004	2424	0.2609%	0.3800%	0.2620%	0.9960	-.0011%	-0.40%
104	08/23/2004	2424	0.2626%	0.3500%	0.2620%	1.0021	0.0006%	0.21%
105	08/23/2004	2026	0.2620%	0.3700%	0.2620%	0.9999	0.0000%	-0.01%
106	08/24/2004	2740	0.2597%	0.4400%	0.2621%	0.9910	-.0024%	-0.90%
107	08/30/2004	2026	0.2628%	0.3300%	0.2621%	1.0025	0.0007%	0.25%
108	08/30/2004	2740	0.2595%	0.3400%	0.2621%	0.9900	-.0026%	-1.00%
109	08/31/2004	2424	0.2626%	0.3400%	0.2621%	1.0017	0.0005%	0.17%
110	09/01/2004	2740	0.2603%	0.3000%	0.2622%	0.9929	-.0019%	-0.71%
111	09/07/2004	2424	0.2632%	0.3800%	0.2622%	1.0037	0.0010%	0.37%
112	09/07/2004	2740	0.2595%	0.3000%	0.2622%	0.9896	-.0027%	-1.04%
113	09/08/2004	2026	0.2618%	0.3000%	0.2623%	0.9983	-.0005%	-0.17%
114	09/13/2004	2424	0.2629%	0.3700%	0.2623%	1.0022	0.0006%	0.22%
115	09/13/2004	2026	0.2611%	0.3400%	0.2623%	0.9953	-.0012%	-0.47%
116	09/14/2004	2740	0.2593%	0.3200%	0.2623%	0.9884	-.0030%	-1.16%
117	09/20/2004	2740	0.2593%	0.3200%	0.2624%	0.9881	-.0031%	-1.19%
118	09/21/2004	2424	0.2622%	0.4200%	0.2624%	0.9991	-.0002%	-0.09%
119	09/22/2004	2026	0.2610%	0.3300%	0.2624%	0.9945	-.0014%	-0.55%
120	09/27/2004	2026	0.2634%	0.3600%	0.2625%	1.0034	0.0009%	0.34%
121	09/27/2004	2740	0.2599%	0.3000%	0.2625%	0.9901	-.0026%	-0.99%
122	09/28/2004	2424	0.2632%	0.4000%	0.2625%	1.0026	0.0007%	0.26%
123	10/18/2004	2740	0.2600%	0.3400%	0.2628%	0.9894	-.0028%	-1.06%
124	10/19/2004	2424	0.2644%	0.3700%	0.2628%	1.0061	0.0016%	0.61%
125	10/25/2004	2740	0.2594%	0.2800%	0.2629%	0.9868	-.0035%	-1.32%
126	10/25/2004	2424	0.2611%	0.3400%	0.2629%	0.9932	-.0018%	-0.68%
127	10/26/2004	2026	0.2619%	0.3100%	0.2629%	0.9962	-.0010%	-0.38%
128	11/01/2004	2424	0.2638%	0.3500%	0.2630%	1.0031	0.0008%	0.31%
129	11/01/2004	2026	0.2626%	0.3300%	0.2630%	0.9986	-.0004%	-0.14%
130	11/02/2004	2740	0.2599%	0.3000%	0.2630%	0.9883	-.0031%	-1.17%
131	11/02/2004	2740	0.2599%	0.3000%	0.2630%	0.9883	-.0031%	-1.17%
132	11/08/2004	2740	0.2613%	0.3100%	0.2631%	0.9933	-.0018%	-0.67%
133	11/08/2004	2424	0.2625%	0.3600%	0.2631%	0.9978	-.0006%	-0.22%
134	11/09/2004	2026	0.2625%	0.3200%	0.2631%	0.9978	-.0006%	-0.22%
135	11/15/2004	2424	0.2637%	0.3500%	0.2632%	1.0020	0.0005%	0.20%
136	11/16/2004	2026	0.2627%	0.3000%	0.2632%	0.9982	-.0005%	-0.18%
137	11/17/2004	2740	0.2596%	0.3000%	0.2632%	0.9864	-.0036%	-1.36%
138	11/22/2004	2740	0.2601%	0.3200%	0.2633%	0.9880	-.0032%	-1.20%
139	12/06/2004	2424	0.2619%	0.3200%	0.2634%	0.9942	-.0015%	-0.58%
140	12/06/2004	2026	0.2628%	0.2900%	0.2634%	0.9976	-.0006%	-0.24%
141	12/07/2004	2740	0.2612%	0.3300%	0.2635%	0.9914	-.0023%	-0.86%
142	12/13/2004	2424	0.2634%	0.3200%	0.2635%	0.9995	-.0001%	-0.05%
143	12/13/2004	2026	0.2624%	0.3100%	0.2635%	0.9957	-.0011%	-0.43%
144	12/14/2004	2740	0.2609%	0.2700%	0.2635%	0.9900	-.0026%	-1.00%
145	12/20/2004	2026	0.2624%	0.3200%	0.2636%	0.9953	-.0012%	-0.47%
146	12/21/2004	2740	0.2596%	0.3100%	0.2636%	0.9847	-.0040%	-1.53%
147	12/27/2004	2740	0.2612%	0.3300%	0.2637%	0.9904	-.0025%	-0.96%

WEIGHT PERCENT 241-Am DATA

Calendar Year 2004

251

Hanford: Calex 1

#	Date Measured	Instr. ID	241-Am	Uncert. 1 STD	Accepted Weight %	Ratio M/A	Weight % Error	Percent Error	
148	12/27/2004	2424	0.2649%	0.4000%	0.2637%	1.0045	0.0012%	0.45%	
							Mean Error:	-0.0012%	-0.47%
							Standard Deviation:	0.0015%	0.56%

* Statistical outliers, not included in graphs and tables.

WEIGHT PERCENT 241-Am DATA

Calendar Year 2004

252

LLNL : Calex 1

#	Date Measured	Instr. ID	241-Am	Uncert. 1 STD	Accepted Weight %	Ratio M/A	Weight % Error	Percent Error
1	01/05/2004	1	0.2567%	0.2800%	0.2589%	0.9916	-0.0022%	-0.84%
2	01/05/2004	3A	0.2556%	0.2800%	0.2589%	0.9874	-0.0033%	-1.26%
3	01/07/2004	2	0.2580%	0.3100%	0.2589%	0.9965	-0.0009%	-0.35%
4	01/12/2004	1	0.2576%	0.2400%	0.2590%	0.9947	-0.0014%	-0.53%
5	01/20/2004	1	0.2577%	0.2000%	0.2591%	0.9947	-0.0014%	-0.53%
6	01/20/2004	3A	0.2565%	0.3500%	0.2591%	0.9900	-0.0026%	-1.00%
7	01/21/2004	1	0.2579%	0.1900%	0.2591%	0.9954	-0.0012%	-0.46%
8	01/27/2004	3A	0.2564%	0.2300%	0.2592%	0.9893	-0.0028%	-1.07%
9	01/28/2004	2	0.2573%	0.2700%	0.2592%	0.9927	-0.0019%	-0.73%
10	01/30/2004	1	0.2571%	0.1800%	0.2592%	0.9918	-0.0021%	-0.82%
11	02/04/2004	1	0.2569%	0.3300%	0.2593%	0.9908	-0.0024%	-0.92%
12	02/10/2004	3A	0.2559%	0.2100%	0.2594%	0.9866	-0.0035%	-1.34%
13	02/11/2004	3A	0.2549%	0.2300%	0.2594%	0.9827	-0.0045%	-1.73%
14	02/13/2004	3A	0.2556%	0.2200%	0.2594%	0.9853	-0.0038%	-1.47%
15	02/25/2004	2	0.2585%	0.2000%	0.2596%	0.9958	-0.0011%	-0.42%
16	02/26/2004	2	0.2579%	0.1900%	0.2596%	0.9935	-0.0017%	-0.65%
17	02/26/2004	2	0.2595%	0.2100%	0.2596%	0.9996	-0.0001%	-0.04%
18	03/08/2004	3A	0.2559%	0.3700%	0.2597%	0.9852	-0.0038%	-1.48%
19	03/11/2004	3A	0.2570%	0.3000%	0.2598%	0.9893	-0.0028%	-1.07%
20	03/16/2004	1	0.2582%	0.2500%	0.2599%	0.9936	-0.0017%	-0.64%
21	03/22/2004	2	0.2583%	0.3400%	0.2599%	0.9937	-0.0016%	-0.63%
22	03/25/2004	2	0.2573%	0.3300%	0.2600%	0.9897	-0.0027%	-1.03%
23	03/26/2004	1	0.2581%	0.2000%	0.2600%	0.9927	-0.0019%	-0.73%
24	03/31/2004	2	0.2587%	0.2200%	0.2601%	0.9948	-0.0014%	-0.52%
25	04/07/2004	2	0.2574%	0.2000%	0.2602%	0.9894	-0.0028%	-1.06%
26	04/13/2004	1	0.2579%	0.2300%	0.2602%	0.9910	-0.0023%	-0.90%
27	04/14/2004	2	0.2603%	0.1900%	0.2603%	1.0002	0.0000%	0.02%
28	04/20/2004	2	0.2593%	0.2000%	0.2603%	0.9960	-0.0010%	-0.40%
29	04/22/2004	1	0.2580%	0.2400%	0.2604%	0.9909	-0.0024%	-0.91%
30	05/03/2004	3A	0.2571%	0.3200%	0.2605%	0.9869	-0.0034%	-1.31%
31	05/04/2004	3A	0.2578%	0.3500%	0.2605%	0.9895	-0.0027%	-1.05%
32	05/04/2004	3A	0.2581%	0.3300%	0.2605%	0.9907	-0.0024%	-0.93%
33	05/17/2004	2	0.2604%	0.2400%	0.2607%	0.9988	-0.0003%	-0.12%
34	05/20/2004	3A	0.2588%	0.2600%	0.2607%	0.9925	-0.0019%	-0.75%
35	05/21/2004	2	0.2597%	0.2900%	0.2608%	0.9959	-0.0011%	-0.41%
36	05/24/2004	1	0.2585%	0.1900%	0.2608%	0.9912	-0.0023%	-0.88%
37	05/26/2004	3A	0.2577%	0.3600%	0.2608%	0.9880	-0.0031%	-1.20%
38	06/02/2004	1	0.2596%	0.1900%	0.2609%	0.9949	-0.0013%	-0.51%
39	06/04/2004	3A	0.2582%	0.3300%	0.2610%	0.9894	-0.0028%	-1.06%
40	06/08/2004	3A	0.2568%	0.2300%	0.2610%	0.9839	-0.0042%	-1.61%
41	06/09/2004	2	0.2604%	0.1800%	0.2610%	0.9976	-0.0006%	-0.24%
42	06/14/2004	1	0.2591%	0.1900%	0.2611%	0.9924	-0.0020%	-0.76%
43	06/15/2004	3a	0.2567%	0.2700%	0.2611%	0.9831	-0.0044%	-1.69%
44	06/18/2004	1	0.2589%	0.2100%	0.2611%	0.9914	-0.0022%	-0.86%
45	06/22/2004	2	0.2585%	0.2900%	0.2612%	0.9897	-0.0027%	-1.03%
46	06/23/2004	1	0.2592%	0.2000%	0.2612%	0.9923	-0.0020%	-0.77%
47	06/29/2004	3a	0.2576%	0.5400%	0.2613%	0.9859	-0.0037%	-1.41%
48	07/02/2004	1	0.2597%	0.1600%	0.2613%	0.9937	-0.0016%	-0.63%
49	07/14/2004	2	0.2595%	0.2900%	0.2615%	0.9924	-0.0020%	-0.76%

WEIGHT PERCENT 241-Am DATA

Calendar Year 2004

253

LLNL : Calex 1

#	Date Measured	Instr. ID	241-Am	Uncert. 1 STD	Accepted Weight %	Ratio M/A	Weight % Error	Percent Error	
50	07/15/2004	1	0.2600%	0.2600%	0.2615%	0.9942	-0.0015%	-0.58%	
51	07/15/2004	3a	0.2584%	0.2700%	0.2615%	0.9881	-0.0027%	-1.03%	
52	07/19/2004	1	0.2596%	0.1800%	0.2616%	0.9925	-0.0020%	-0.75%	
53	08/03/2004	1	0.2590%	0.1900%	0.2618%	0.9894	-0.0028%	-1.06%	
54	08/09/2004	1	0.2599%	0.1800%	0.2618%	0.9926	-0.0019%	-0.74%	
55	08/11/2004	3a	0.2582%	0.2500%	0.2619%	0.9860	-0.0037%	-1.40%	
56	08/16/2004	1	0.2599%	0.1800%	0.2619%	0.9922	-0.0020%	-0.78%	
57	08/16/2004	2	0.2602%	0.2000%	0.2619%	0.9933	-0.0017%	-0.67%	
58	08/17/2004	3a	0.2599%	0.3600%	0.2620%	0.9921	-0.0021%	-0.79%	
59	09/07/2004	1	0.2595%	0.1800%	0.2622%	0.9896	-0.0027%	-1.04%	
60	09/10/2004	2	0.2606%	0.1800%	0.2623%	0.9936	-0.0017%	-0.64%	
61	09/14/2004	3a	0.2575%	0.2500%	0.2623%	0.9816	-0.0048%	-1.84%	
62	09/15/2004	1	0.2631%	0.2600%	0.2623%	1.0029	0.0008%	0.29%	
63	09/21/2004	1	0.2606%	0.2200%	0.2624%	0.9930	-0.0018%	-0.70%	
64	09/29/2004	3a	0.2576%	0.2700%	0.2625%	0.9812	-0.0049%	-1.88%	
65	10/06/2004	1	0.2627%	0.2700%	0.2626%	1.0003	0.0001%	0.03%	
66	11/05/2004	2	0.2606%	0.1600%	0.2630%	0.9908	-0.0024%	-0.92%	
67	11/09/2004	3a	0.2596%	0.2100%	0.2631%	0.9868	-0.0035%	-1.32%	
68	11/10/2004	1	0.2634%	0.2900%	0.2631%	1.0012	0.0003%	0.12%	
69	11/10/2004	3a	0.2605%	0.2200%	0.2631%	0.9901	-0.0026%	-0.99%	
70	11/16/2004	2	0.2607%	0.2100%	0.2632%	0.9906	-0.0025%	-0.94%	
71	11/17/2004	3a	0.2608%	0.2900%	0.2632%	0.9909	-0.0024%	-0.91%	
72	11/29/2004	1	0.2619%	0.2400%	0.2633%	0.9945	-0.0014%	-0.55%	
73	11/29/2004	3a	0.2597%	0.2300%	0.2633%	0.9861	-0.0036%	-1.39%	
74	12/07/2004	2	0.2623%	0.2200%	0.2635%	0.9956	-0.0012%	-0.44%	
75	12/14/2004	1	0.2637%	0.2000%	0.2635%	1.0006	0.0002%	0.06%	
76	12/15/2004	3a	0.2604%	0.3200%	0.2636%	0.9880	-0.0032%	-1.20%	
							Mean Error:	-0.0022%	-0.84%
							Standard Deviation:	0.0012%	0.46%

* Statistical outliers, not included in graphs and tables.

WEIGHT PERCENT 241-Am DATA

Calendar Year 2004

254

LLNL : Calex 2

#	Date Measured	Instr. ID	241-Am	Uncert. 1 STD	Accepted Weight %	Ratio M/A	Weight % Error	Percent Error	
1	01/05/2004	3A	0.6883%	0.0000%	0.8117%	0.8480	-.1234%	-15.20%	
2	02/10/2004	1	0.6912%	0.0000%	0.8148%	0.8483	-.1236%	-15.17%	
3	03/11/2004	3A	0.6896%	0.0000%	0.8174%	0.8437	-.1278%	-15.63%	
4	05/03/2004	2	0.6929%	0.0000%	0.8219%	0.8431	-.1290%	-15.69%	
5	06/04/2004	2	0.6975%	0.0000%	0.8246%	0.8459	-.1271%	-15.41%	
6	07/01/2004	2	0.6926%	0.0000%	0.8269%	0.8376	-.1343%	-16.24%	
7	08/03/2004	2	0.6911%	0.0000%	0.8296%	0.8330	-.1385%	-16.70%	
8	09/07/2004	2	0.6950%	0.0000%	0.8326%	0.8348	-.1376%	-16.52%	
9	10/11/2004	3A	0.6885%	0.0000%	0.8354%	0.8242	-.1469%	-17.58%	
10	11/03/2004	2	0.6961%	0.0000%	0.8373%	0.8314	-.1412%	-16.86%	
11	12/09/2004	2	0.6919%	0.0000%	0.8403%	0.8234	-.1484%	-17.66%	
							Mean Error:	-0.1343%	-16.24%
							Standard Deviation:	0.0089%	0.90%

* Statistical outliers, not included in graphs and tables.

WEIGHT PERCENT 241-Am DATA

Calendar Year 2004

255

SRS : Calex 1

#	Date Measured	Instr. ID	241-Am	Uncert. 1 STD	Accepted Weight %	Ratio M/A	Weight % Error	Percent Error
1	01/01/2004		0.2497%	0.0000%	0.2588%	0.9647	-0.0091%	-3.53%
2	01/01/2004		0.2493%	0.0000%	0.2588%	0.9632	-0.0095%	-3.68%
3	01/02/2004		0.2528%	0.0000%	0.2588%	0.9766	-0.0061%	-2.34%
4	01/03/2004		0.2506%	0.0000%	0.2588%	0.9683	-0.0082%	-3.17%
5	01/03/2004		0.2515%	0.0000%	0.2588%	0.9717	-0.0073%	-2.83%
6	01/04/2004		0.2513%	0.0000%	0.2589%	0.9709	-0.0075%	-2.91%
7	01/05/2004		0.2524%	0.0000%	0.2589%	0.9751	-0.0065%	-2.49%
8	01/06/2004		0.2523%	0.0000%	0.2589%	0.9746	-0.0066%	-2.54%
9	01/06/2004		0.2523%	0.0000%	0.2589%	0.9747	-0.0066%	-2.53%
10	01/06/2004		0.2500%	0.0000%	0.2589%	0.9656	-0.0089%	-3.44%
11	01/07/2004		0.2494%	0.0000%	0.2589%	0.9633	-0.0095%	-3.67%
12	01/08/2004		0.2516%	0.0000%	0.2589%	0.9718	-0.0073%	-2.82%
13	01/08/2004		0.2507%	0.0000%	0.2589%	0.9682	-0.0082%	-3.18%
14	01/09/2004		0.2519%	0.0000%	0.2589%	0.9728	-0.0070%	-2.72%
15	01/09/2004		0.2524%	0.0000%	0.2589%	0.9748	-0.0065%	-2.52%
16	01/10/2004		0.2521%	0.0000%	0.2589%	0.9736	-0.0068%	-2.64%
17	01/10/2004		0.2541%	0.0000%	0.2589%	0.9813	-0.0048%	-1.87%
18	01/11/2004		0.2522%	0.0000%	0.2590%	0.9740	-0.0067%	-2.60%
19	01/11/2004		0.2530%	0.0000%	0.2590%	0.9768	-0.0060%	-2.32%
20	01/12/2004		0.2547%	0.0000%	0.2590%	0.9834	-0.0043%	-1.66%
21	01/13/2004		0.2517%	0.0000%	0.2590%	0.9717	-0.0073%	-2.83%
22	01/15/2004		0.2498%	0.0000%	0.2590%	0.9645	-0.0092%	-3.55%
23	01/16/2004		0.2533%	0.0000%	0.2590%	0.9778	-0.0058%	-2.22%
24	01/17/2004		0.2525%	0.0000%	0.2590%	0.9747	-0.0066%	-2.53%
25	01/17/2004		0.2513%	0.0000%	0.2590%	0.9702	-0.0077%	-2.98%
26	01/18/2004		0.2532%	0.0000%	0.2591%	0.9774	-0.0059%	-2.26%
27	01/18/2004		0.2547%	0.0000%	0.2591%	0.9830	-0.0044%	-1.70%
28	01/19/2004		0.2511%	0.0000%	0.2591%	0.9692	-0.0080%	-3.08%
29	01/19/2004		0.2517%	0.0000%	0.2591%	0.9715	-0.0074%	-2.85%
30	01/19/2004		0.2515%	0.0000%	0.2591%	0.9706	-0.0076%	-2.94%
31	01/19/2004		0.2539%	0.0000%	0.2591%	0.9800	-0.0052%	-2.00%
32	01/20/2004		0.2517%	0.0000%	0.2591%	0.9716	-0.0074%	-2.84%
33	01/21/2004		0.2505%	0.0000%	0.2591%	0.9669	-0.0086%	-3.31%
34	01/21/2004		0.2543%	0.0000%	0.2591%	0.9816	-0.0048%	-1.84%
35	01/22/2004		0.2537%	0.0000%	0.2591%	0.9792	-0.0054%	-2.08%
36	01/22/2004		0.2537%	0.0000%	0.2591%	0.9792	-0.0054%	-2.08%
37	01/23/2004		0.2523%	0.0000%	0.2591%	0.9737	-0.0068%	-2.63%
38	01/23/2004		0.2538%	0.0000%	0.2591%	0.9793	-0.0054%	-2.07%
39	01/24/2004		0.2505%	0.0000%	0.2591%	0.9668	-0.0086%	-3.32%
40	01/25/2004		0.2532%	0.0000%	0.2592%	0.9771	-0.0059%	-2.29%
41	01/25/2004		0.2507%	0.0000%	0.2592%	0.9673	-0.0085%	-3.27%
42	01/25/2004		0.2517%	0.0000%	0.2592%	0.9712	-0.0075%	-2.88%
43	01/26/2004		0.2520%	0.0000%	0.2592%	0.9725	-0.0071%	-2.75%
44	01/27/2004		0.2517%	0.0000%	0.2592%	0.9710	-0.0075%	-2.90%
45	01/27/2004		0.2536%	0.0000%	0.2592%	0.9784	-0.0056%	-2.16%
46	01/27/2004		0.2513%	0.0000%	0.2592%	0.9694	-0.0079%	-3.06%
47	01/28/2004		0.2528%	0.0000%	0.2592%	0.9754	-0.0064%	-2.46%
48	01/29/2004		0.2520%	0.0000%	0.2592%	0.9724	-0.0072%	-2.76%
49	01/30/2004		0.2497%	0.0000%	0.2592%	0.9634	-0.0095%	-3.66%

WEIGHT PERCENT 241-Am DATA

Calendar Year 2004

256

SRS : Calex 1

#	Date Measured	Instr. ID	241-Am	Uncert. 1 STD	Accepted Weight %	Ratio M/A	Weight % Error	Percent Error
50	01/30/2004		0.2519%	0.0000%	0.2592%	0.9718	-.0073%	-2.82%
51	02/02/2004		0.2514%	0.0000%	0.2593%	0.9697	-.0079%	-3.03%
52	02/03/2004		0.2535%	0.0000%	0.2593%	0.9778	-.0058%	-2.22%
53	02/06/2004		0.2539%	0.0000%	0.2593%	0.9792	-.0054%	-2.08%
54	02/06/2004		0.2549%	0.0000%	0.2593%	0.9829	-.0044%	-1.71%
55	02/07/2004		0.2509%	0.0000%	0.2593%	0.9675	-.0084%	-3.25%
56	02/07/2004		0.2511%	0.0000%	0.2593%	0.9681	-.0083%	-3.19%
57	02/07/2004		0.2525%	0.0000%	0.2593%	0.9735	-.0069%	-2.65%
58	02/08/2004		0.2529%	0.0000%	0.2593%	0.9751	-.0065%	-2.49%
59	02/08/2004		0.2526%	0.0000%	0.2593%	0.9741	-.0067%	-2.59%
60	02/08/2004		0.2522%	0.0000%	0.2593%	0.9724	-.0071%	-2.76%
61	02/08/2004		0.2529%	0.0000%	0.2593%	0.9751	-.0065%	-2.49%
62	02/09/2004		0.2541%	0.0000%	0.2594%	0.9798	-.0052%	-2.02%
63	02/09/2004		0.2517%	0.0000%	0.2594%	0.9704	-.0077%	-2.96%
64	02/10/2004		0.2529%	0.0000%	0.2594%	0.9750	-.0065%	-2.50%
65	02/10/2004		0.2534%	0.0000%	0.2594%	0.9769	-.0060%	-2.31%
66	02/11/2004		0.2520%	0.0000%	0.2594%	0.9713	-.0074%	-2.87%
67	02/16/2004		0.2520%	0.0000%	0.2595%	0.9713	-.0074%	-2.87%
68	02/16/2004		0.2532%	0.0000%	0.2595%	0.9759	-.0063%	-2.41%
69	02/18/2004		0.2525%	0.0000%	0.2595%	0.9729	-.0070%	-2.71%
70	02/19/2004		0.2525%	0.0000%	0.2595%	0.9729	-.0070%	-2.71%
71	02/29/2004		0.2533%	0.0000%	0.2596%	0.9755	-.0064%	-2.45%
72	03/01/2004		0.2520%	0.0000%	0.2597%	0.9707	-.0076%	-2.93%
73	03/01/2004		0.2533%	0.0000%	0.2597%	0.9756	-.0063%	-2.44%
74	03/02/2004		0.2515%	0.0000%	0.2597%	0.9684	-.0082%	-3.16%
75	03/03/2004		0.2534%	0.0000%	0.2597%	0.9760	-.0062%	-2.40%
76	03/03/2004		0.2523%	0.0000%	0.2597%	0.9714	-.0074%	-2.86%
77	03/03/2004		0.2535%	0.0000%	0.2597%	0.9761	-.0062%	-2.39%
78	03/04/2004		0.2522%	0.0000%	0.2597%	0.9712	-.0075%	-2.88%
79	03/05/2004		0.2503%	0.0000%	0.2597%	0.9637	-.0094%	-3.63%
80	03/06/2004		0.2541%	0.0000%	0.2597%	0.9784	-.0056%	-2.16%
81	03/06/2004		0.2557%	0.0000%	0.2597%	0.9844	-.0040%	-1.56%
82	03/06/2004		0.2505%	0.0000%	0.2597%	0.9643	-.0093%	-3.57%
83	03/07/2004		0.2529%	0.0000%	0.2597%	0.9737	-.0068%	-2.63%
84	03/07/2004		0.2525%	0.0000%	0.2597%	0.9720	-.0073%	-2.80%
85	03/08/2004		0.2549%	0.0000%	0.2597%	0.9815	-.0048%	-1.85%
86	03/09/2004		0.2544%	0.0000%	0.2598%	0.9793	-.0054%	-2.07%
87	03/10/2004		0.2547%	0.0000%	0.2598%	0.9803	-.0051%	-1.97%
88	03/11/2004		0.2530%	0.0000%	0.2598%	0.9739	-.0068%	-2.61%
89	03/13/2004		0.2541%	0.0000%	0.2598%	0.9782	-.0057%	-2.18%
90	03/13/2004		0.2534%	0.0000%	0.2598%	0.9751	-.0065%	-2.49%
91	03/19/2004		0.2540%	0.0000%	0.2599%	0.9773	-.0059%	-2.27%
92	03/20/2004		0.2527%	0.0000%	0.2599%	0.9723	-.0072%	-2.77%
93	03/21/2004		0.2528%	0.0000%	0.2599%	0.9727	-.0071%	-2.73%
94	03/21/2004		0.2507%	0.0000%	0.2599%	0.9645	-.0092%	-3.55%
95	03/23/2004		0.2544%	0.0000%	0.2600%	0.9786	-.0056%	-2.14%
96	03/24/2004		0.2493%	0.0000%	0.2600%	0.9590	-.0107%	-4.10%
97	03/25/2004		0.2543%	0.0000%	0.2600%	0.9780	-.0057%	-2.20%
98	03/26/2004		0.2539%	0.0000%	0.2600%	0.9767	-.0061%	-2.33%

WEIGHT PERCENT 241-Am DATA

Calendar Year 2004

257

SRS : Calex 1

#	Date Measured	Instr. ID	241-Am	Uncert. 1 STD	Accepted Weight %	Ratio M/A	Weight % Error	Percent Error
99	03/26/2004		0.2530%	0.0000%	0.2600%	0.9731	-.0070%	-2.69%
100	03/27/2004		0.2525%	0.0000%	0.2600%	0.9712	-.0075%	-2.88%
101	03/27/2004		0.2518%	0.0000%	0.2600%	0.9683	-.0082%	-3.17%
102	03/27/2004		0.2521%	0.0000%	0.2600%	0.9694	-.0079%	-3.06%
103	03/28/2004		0.2513%	0.0000%	0.2600%	0.9664	-.0087%	-3.36%
104	04/03/2004		0.2537%	0.0000%	0.2601%	0.9754	-.0064%	-2.46%
105	04/05/2004		0.2588%	0.0000%	0.2601%	0.9948	-.0014%	-0.52%
106	04/05/2004		0.2520%	0.0000%	0.2601%	0.9686	-.0082%	-3.14%
107	04/07/2004		0.2557%	0.0000%	0.2602%	0.9829	-.0045%	-1.71%
108	04/08/2004		0.2526%	0.0000%	0.2602%	0.9707	-.0076%	-2.93%
109	04/09/2004		0.2543%	0.0000%	0.2602%	0.9773	-.0059%	-2.27%
110	04/09/2004		0.2541%	0.0000%	0.2602%	0.9766	-.0061%	-2.34%
111	04/10/2004		0.2547%	0.0000%	0.2602%	0.9789	-.0055%	-2.11%
112	04/10/2004		0.2531%	0.0000%	0.2602%	0.9726	-.0071%	-2.74%
113	04/15/2004		0.2549%	0.0000%	0.2603%	0.9794	-.0054%	-2.06%
114	04/16/2004		0.2512%	0.0000%	0.2603%	0.9651	-.0091%	-3.49%
115	04/16/2004		0.2544%	0.0000%	0.2603%	0.9775	-.0059%	-2.25%
116	04/16/2004		0.2530%	0.0000%	0.2603%	0.9719	-.0073%	-2.81%
117	04/17/2004		0.2545%	0.0000%	0.2603%	0.9779	-.0058%	-2.21%
118	04/17/2004		0.2516%	0.0000%	0.2603%	0.9667	-.0087%	-3.33%
119	04/18/2004		0.2538%	0.0000%	0.2603%	0.9751	-.0065%	-2.49%
120	04/18/2004		0.2538%	0.0000%	0.2603%	0.9749	-.0065%	-2.51%
121	04/20/2004		0.2519%	0.0000%	0.2603%	0.9675	-.0085%	-3.25%
122	04/21/2004		0.2541%	0.0000%	0.2604%	0.9761	-.0062%	-2.39%
123	04/21/2004		0.2521%	0.0000%	0.2604%	0.9685	-.0082%	-3.15%
124	04/22/2004		0.2510%	0.0000%	0.2604%	0.9638	-.0094%	-3.62%
125	04/22/2004		0.2533%	0.0000%	0.2604%	0.9730	-.0070%	-2.70%
126	04/23/2004		0.2535%	0.0000%	0.2604%	0.9735	-.0069%	-2.65%
127	04/23/2004		0.2537%	0.0000%	0.2604%	0.9745	-.0067%	-2.55%
128	04/23/2004		0.2542%	0.0000%	0.2604%	0.9764	-.0061%	-2.36%
129	04/25/2004		0.2542%	0.0000%	0.2604%	0.9760	-.0062%	-2.40%
130	04/27/2004		0.2523%	0.0000%	0.2604%	0.9686	-.0082%	-3.14%
131	04/28/2004		0.2529%	0.0000%	0.2604%	0.9711	-.0075%	-2.89%
132	04/28/2004		0.2526%	0.0000%	0.2604%	0.9698	-.0079%	-3.02%
133	04/29/2004		0.2526%	0.0000%	0.2605%	0.9699	-.0079%	-3.01%
134	04/29/2004		0.2514%	0.0000%	0.2605%	0.9651	-.0091%	-3.49%
135	05/17/2004		0.2515%	0.0000%	0.2607%	0.9646	-.0092%	-3.54%
136	05/18/2004		0.2538%	0.0000%	0.2607%	0.9734	-.0069%	-2.66%
137	05/18/2004		0.2532%	0.0000%	0.2607%	0.9710	-.0076%	-2.90%
138	05/19/2004		0.2518%	0.0000%	0.2607%	0.9657	-.0089%	-3.43%
139	05/25/2004		0.2509%	0.0000%	0.2608%	0.9620	-.0099%	-3.80%
140	05/27/2004		0.2524%	0.0000%	0.2608%	0.9677	-.0084%	-3.23%
141	05/28/2004		0.2469%	0.0000%	0.2609%	0.9463	-.0140%	-5.37%
142	05/29/2004		0.2494%	0.0000%	0.2609%	0.9561	-.0114%	-4.39%
143	05/29/2004		0.2476%	0.0000%	0.2609%	0.9492	-.0133%	-5.08%
144	05/30/2004		0.2492%	0.0000%	0.2609%	0.9552	-.0117%	-4.48%
145	05/30/2004		0.2484%	0.0000%	0.2609%	0.9523	-.0125%	-4.77%
146	05/30/2004		0.2516%	0.0000%	0.2609%	0.9645	-.0093%	-3.55%
147	05/31/2004		0.2483%	0.0000%	0.2609%	0.9518	-.0126%	-4.82%

WEIGHT PERCENT 241-Am DATA

Calendar Year 2004

258

SRS : Calex 1

#	Date Measured	Instr. ID	241-Am	Uncert. 1 STD	Accepted Weight %	Ratio M/A	Weight % Error	Percent Error
148	05/31/2004		0.2509%	0.0000%	0.2609%	0.9618	-.0100%	-3.82%
149	05/31/2004		0.2486%	0.0000%	0.2609%	0.9527	-.0123%	-4.73%
150	05/31/2004		0.2502%	0.0000%	0.2609%	0.9588	-.0107%	-4.12%
151	06/03/2004		0.2493%	0.0000%	0.2609%	0.9553	-.0117%	-4.47%
152	06/04/2004		0.2502%	0.0000%	0.2610%	0.9589	-.0107%	-4.11%
153	06/05/2004		0.2485%	0.0000%	0.2610%	0.9521	-.0125%	-4.79%
154	06/05/2004		0.2496%	0.0000%	0.2610%	0.9563	-.0114%	-4.37%
155	06/05/2004		0.2495%	0.0000%	0.2610%	0.9561	-.0115%	-4.39%
156	06/06/2004		0.2490%	0.0000%	0.2610%	0.9539	-.0120%	-4.61%
157	06/06/2004		0.2496%	0.0000%	0.2610%	0.9563	-.0114%	-4.37%
158	06/07/2004		0.2492%	0.0000%	0.2610%	0.9549	-.0118%	-4.51%
159	06/08/2004		0.2504%	0.0000%	0.2610%	0.9595	-.0106%	-4.05%
160	06/12/2004		0.2477%	0.0000%	0.2611%	0.9487	-.0134%	-5.13%
161	06/12/2004		0.2473%	0.0000%	0.2611%	0.9474	-.0137%	-5.26%
162	06/13/2004		0.2516%	0.0000%	0.2611%	0.9637	-.0095%	-3.63%
163	06/16/2004		0.2505%	0.0000%	0.2611%	0.9593	-.0106%	-4.07%
164	06/17/2004		0.2465%	0.0000%	0.2611%	0.9439	-.0147%	-5.61%
165	06/22/2004		0.2451%	0.0000%	0.2612%	0.9382	-.0161%	-6.18%
166	06/22/2004		0.2454%	0.0000%	0.2612%	0.9396	-.0158%	-6.04%
167	06/23/2004		0.2459%	0.0000%	0.2612%	0.9414	-.0153%	-5.86%
168	06/24/2004		0.2454%	0.0000%	0.2612%	0.9394	-.0158%	-6.06%
169	06/24/2004		0.2475%	0.0000%	0.2612%	0.9476	-.0137%	-5.24%
170	06/25/2004		0.2475%	0.0000%	0.2612%	0.9472	-.0138%	-5.28%
171	06/25/2004		0.2469%	0.0000%	0.2612%	0.9450	-.0144%	-5.50%
172	06/26/2004		0.2463%	0.0000%	0.2613%	0.9426	-.0150%	-5.74%
173	06/26/2004		0.2460%	0.0000%	0.2613%	0.9417	-.0152%	-5.83%
174	06/27/2004		0.2468%	0.0000%	0.2613%	0.9446	-.0145%	-5.54%
175	06/28/2004		0.2481%	0.0000%	0.2613%	0.9496	-.0132%	-5.04%
176	07/01/2004		0.2472%	0.0000%	0.2613%	0.9460	-.0141%	-5.40%
177	07/02/2004		0.2480%	0.0000%	0.2613%	0.9488	-.0134%	-5.12%
178	07/02/2004		0.2467%	0.0000%	0.2613%	0.9438	-.0147%	-5.62%
179	07/03/2004		0.2474%	0.0000%	0.2613%	0.9465	-.0140%	-5.35%
180	07/04/2004		0.2484%	0.0000%	0.2614%	0.9505	-.0129%	-4.95%
181	07/05/2004		0.2485%	0.0000%	0.2614%	0.9505	-.0129%	-4.95%
182	07/06/2004		0.2492%	0.0000%	0.2614%	0.9535	-.0121%	-4.65%
183	07/07/2004		0.2473%	0.0000%	0.2614%	0.9459	-.0141%	-5.41%
184	07/08/2004		0.2497%	0.0000%	0.2614%	0.9553	-.0117%	-4.47%
185	07/08/2004		0.2451%	0.0000%	0.2614%	0.9377	-.0163%	-6.23%
186	07/09/2004		0.2474%	0.0000%	0.2614%	0.9462	-.0141%	-5.38%
187	07/09/2004		0.2442%	0.0000%	0.2614%	0.9342	-.0172%	-6.58%
188	07/09/2004		0.2455%	0.0000%	0.2614%	0.9392	-.0159%	-6.08%
189	07/10/2004		0.2482%	0.0000%	0.2614%	0.9493	-.0133%	-5.07%
190	07/11/2004		0.2475%	0.0000%	0.2615%	0.9464	-.0140%	-5.36%
191	07/11/2004		0.2452%	0.0000%	0.2615%	0.9379	-.0162%	-6.21%
192	07/12/2004		0.2486%	0.0000%	0.2615%	0.9509	-.0128%	-4.91%
193	07/12/2004		0.2499%	0.0000%	0.2615%	0.9557	-.0116%	-4.43%
194	07/12/2004		0.2459%	0.0000%	0.2615%	0.9404	-.0156%	-5.96%
195	07/13/2004		0.2483%	0.0000%	0.2615%	0.9495	-.0132%	-5.05%
196	07/13/2004		0.2479%	0.0000%	0.2615%	0.9479	-.0136%	-5.21%

WEIGHT PERCENT 241-Am DATA

Calendar Year 2004

259

SRS : Calex 1

#	Date Measured	Instr. ID	241-Am	Uncert. 1 STD	Accepted Weight %	Ratio M/A	Weight % Error	Percent Error
197	07/14/2004		0.2463%	0.0000%	0.2615%	0.9418	-.0152%	-5.82%
198	07/14/2004		0.2491%	0.0000%	0.2615%	0.9526	-.0124%	-4.74%
199	07/15/2004		0.2481%	0.0000%	0.2615%	0.9488	-.0134%	-5.12%
200	07/16/2004		0.2474%	0.0000%	0.2615%	0.9460	-.0141%	-5.40%
201	07/16/2004		0.2498%	0.0000%	0.2615%	0.9553	-.0117%	-4.47%
202	07/16/2004		0.2475%	0.0000%	0.2615%	0.9463	-.0141%	-5.37%
203	07/17/2004		0.2487%	0.0000%	0.2615%	0.9511	-.0128%	-4.89%
204	07/17/2004		0.2490%	0.0000%	0.2615%	0.9522	-.0125%	-4.78%
205	07/19/2004		0.2483%	0.0000%	0.2616%	0.9494	-.0132%	-5.06%
206	07/20/2004		0.2483%	0.0000%	0.2616%	0.9492	-.0133%	-5.08%
207	07/22/2004		0.2481%	0.0000%	0.2616%	0.9483	-.0135%	-5.17%
208	07/22/2004		0.2490%	0.0000%	0.2616%	0.9517	-.0126%	-4.83%
209	07/22/2004		0.2486%	0.0000%	0.2616%	0.9504	-.0130%	-4.96%
210	07/23/2004		0.2457%	0.0000%	0.2616%	0.9390	-.0160%	-6.10%
211	07/23/2004		0.2466%	0.0000%	0.2616%	0.9424	-.0151%	-5.76%
212	07/24/2004		0.2486%	0.0000%	0.2616%	0.9500	-.0131%	-5.00%
213	07/24/2004		0.2475%	0.0000%	0.2616%	0.9461	-.0141%	-5.39%
214	07/25/2004		0.2456%	0.0000%	0.2616%	0.9387	-.0160%	-6.13%
215	07/26/2004		0.2477%	0.0000%	0.2617%	0.9466	-.0140%	-5.34%
216	07/27/2004		0.2467%	0.0000%	0.2617%	0.9426	-.0150%	-5.74%
217	07/28/2004		0.2456%	0.0000%	0.2617%	0.9386	-.0161%	-6.14%
218	07/28/2004		0.2494%	0.0000%	0.2617%	0.9529	-.0123%	-4.71%
219	07/28/2004		0.2516%	0.0000%	0.2617%	0.9615	-.0101%	-3.85%
220	07/29/2004		0.2481%	0.0000%	0.2617%	0.9479	-.0136%	-5.21%
221	07/30/2004		0.2486%	0.0000%	0.2617%	0.9500	-.0131%	-5.00%
222	07/30/2004		0.2476%	0.0000%	0.2617%	0.9459	-.0142%	-5.41%
223	07/31/2004		0.2479%	0.0000%	0.2617%	0.9473	-.0138%	-5.27%
224	07/31/2004		0.2474%	0.0000%	0.2617%	0.9452	-.0143%	-5.48%
225	08/04/2004		0.2467%	0.0000%	0.2618%	0.9422	-.0151%	-5.78%
226	08/05/2004		0.2460%	0.0000%	0.2618%	0.9397	-.0158%	-6.03%
227	08/05/2004		0.2563%	0.0000%	0.2618%	0.9790	-.0055%	-2.10%
228	08/05/2004		0.2538%	0.0000%	0.2618%	0.9695	-.0080%	-3.05%
229	08/05/2004		0.2553%	0.0000%	0.2618%	0.9752	-.0065%	-2.48%
230	08/06/2004		0.2542%	0.0000%	0.2618%	0.9710	-.0076%	-2.90%
231	08/06/2004		0.2555%	0.0000%	0.2618%	0.9761	-.0063%	-2.39%
232	08/07/2004		0.2583%	0.0000%	0.2618%	0.9865	-.0035%	-1.35%
233	08/08/2004		0.2540%	0.0000%	0.2618%	0.9702	-.0078%	-2.98%
234	08/08/2004		0.2554%	0.0000%	0.2618%	0.9753	-.0065%	-2.47%
235	08/31/2004		0.2549%	0.0000%	0.2621%	0.9723	-.0073%	-2.77%
236	09/02/2004		0.2564%	0.0000%	0.2622%	0.9780	-.0058%	-2.20%
237	09/02/2004		0.2559%	0.0000%	0.2622%	0.9762	-.0062%	-2.38%
238	09/03/2004		0.2545%	0.0000%	0.2622%	0.9705	-.0077%	-2.95%
239	09/04/2004		0.2540%	0.0000%	0.2622%	0.9686	-.0082%	-3.14%
240	09/04/2004		0.2565%	0.0000%	0.2622%	0.9782	-.0057%	-2.18%
241	09/05/2004		0.2581%	0.0000%	0.2622%	0.9842	-.0042%	-1.58%
242	09/06/2004		0.2558%	0.0000%	0.2622%	0.9753	-.0065%	-2.47%
243	09/06/2004		0.2565%	0.0000%	0.2622%	0.9782	-.0057%	-2.18%
244	09/06/2004		0.2565%	0.0000%	0.2622%	0.9780	-.0058%	-2.20%
245	09/07/2004		0.2574%	0.0000%	0.2622%	0.9816	-.0048%	-1.84%

WEIGHT PERCENT 241-Am DATA

Calendar Year 2004

260

SRS : Calex 1

#	Date Measured	Instr. ID	241-Am	Uncert. 1 STD	Accepted Weight %	Ratio M/A	Weight % Error	Percent Error
246	09/07/2004		0.2564%	0.0000%	0.2622%	0.9776	-.0059%	-2.24%
247	09/08/2004		0.2573%	0.0000%	0.2623%	0.9810	-.0050%	-1.90%
248	09/08/2004		0.2563%	0.0000%	0.2623%	0.9775	-.0059%	-2.25%
249	09/12/2004		0.2537%	0.0000%	0.2623%	0.9670	-.0086%	-3.30%
250	09/13/2004		0.2588%	0.0000%	0.2623%	0.9865	-.0035%	-1.35%
251	09/13/2004		0.2580%	0.0000%	0.2623%	0.9835	-.0043%	-1.65%
252	09/14/2004		0.2573%	0.0000%	0.2623%	0.9808	-.0050%	-1.92%
253	09/15/2004		0.2584%	0.0000%	0.2623%	0.9848	-.0040%	-1.52%
254	09/16/2004		0.2583%	0.0000%	0.2624%	0.9846	-.0041%	-1.54%
255	09/16/2004		0.2548%	0.0000%	0.2624%	0.9711	-.0076%	-2.89%
256	09/16/2004		0.2569%	0.0000%	0.2624%	0.9792	-.0055%	-2.08%
257	09/17/2004		0.2565%	0.0000%	0.2624%	0.9778	-.0058%	-2.22%
258	09/17/2004		0.2566%	0.0000%	0.2624%	0.9781	-.0058%	-2.19%
259	09/18/2004		0.2545%	0.0000%	0.2624%	0.9700	-.0079%	-3.00%
260	09/18/2004		0.2571%	0.0000%	0.2624%	0.9797	-.0053%	-2.03%
261	09/19/2004		0.2578%	0.0000%	0.2624%	0.9824	-.0046%	-1.76%
262	09/19/2004		0.2581%	0.0000%	0.2624%	0.9835	-.0043%	-1.65%
263	09/25/2004		0.2591%	0.0000%	0.2625%	0.9871	-.0034%	-1.29%
264	09/25/2004		0.2569%	0.0000%	0.2625%	0.9788	-.0056%	-2.12%
265	09/25/2004		0.2582%	0.0000%	0.2625%	0.9838	-.0042%	-1.62%
266	09/26/2004		0.2548%	0.0000%	0.2625%	0.9706	-.0077%	-2.94%
267	09/26/2004		0.2576%	0.0000%	0.2625%	0.9812	-.0049%	-1.88%
268	09/27/2004		0.2579%	0.0000%	0.2625%	0.9825	-.0046%	-1.75%
269	09/28/2004		0.2586%	0.0000%	0.2625%	0.9850	-.0039%	-1.50%
270	09/29/2004		0.2560%	0.0000%	0.2625%	0.9751	-.0065%	-2.49%
271	09/30/2004		0.2560%	0.0000%	0.2625%	0.9751	-.0065%	-2.49%
272	10/01/2004		0.2578%	0.0000%	0.2626%	0.9819	-.0047%	-1.81%
273	10/01/2004		0.2581%	0.0000%	0.2626%	0.9830	-.0045%	-1.70%
274	10/08/2004		0.2574%	0.0000%	0.2627%	0.9801	-.0052%	-1.99%
275	10/09/2004		0.2588%	0.0000%	0.2627%	0.9851	-.0039%	-1.49%
276	10/10/2004		0.2570%	0.0000%	0.2627%	0.9782	-.0057%	-2.18%
277	10/10/2004		0.2557%	0.0000%	0.2627%	0.9735	-.0070%	-2.65%
278	10/11/2004		0.2665%	0.0000%	0.2627%	1.0146	0.0038%	1.46%
279	10/12/2004		0.2560%	0.0000%	0.2627%	0.9744	-.0067%	-2.56%
280	10/13/2004		0.2555%	0.0000%	0.2627%	0.9724	-.0072%	-2.76%
281	10/13/2004		0.2556%	0.0000%	0.2627%	0.9730	-.0071%	-2.70%
282	10/13/2004		0.2580%	0.0000%	0.2627%	0.9821	-.0047%	-1.79%
283	10/14/2004		0.2582%	0.0000%	0.2627%	0.9827	-.0046%	-1.73%
284	10/14/2004		0.2581%	0.0000%	0.2627%	0.9824	-.0046%	-1.76%
285	10/16/2004		0.2573%	0.0000%	0.2628%	0.9791	-.0055%	-2.09%
286	10/16/2004		0.2572%	0.0000%	0.2628%	0.9787	-.0056%	-2.13%
287	10/16/2004		0.2576%	0.0000%	0.2628%	0.9803	-.0052%	-1.97%
288	10/17/2004		0.2588%	0.0000%	0.2628%	0.9848	-.0040%	-1.52%
289	10/17/2004		0.2572%	0.0000%	0.2628%	0.9789	-.0055%	-2.11%
290	10/18/2004		0.2602%	0.0000%	0.2628%	0.9901	-.0026%	-0.99%
291	10/18/2004		0.2602%	0.0000%	0.2628%	0.9902	-.0026%	-0.98%
292	10/21/2004		0.2581%	0.0000%	0.2628%	0.9820	-.0047%	-1.80%
293	10/22/2004		0.2590%	0.0000%	0.2628%	0.9853	-.0039%	-1.47%
294	10/22/2004		0.2557%	0.0000%	0.2628%	0.9728	-.0071%	-2.72%

WEIGHT PERCENT 241-Am DATA

Calendar Year 2004

261

SRS : Calex 1

#	Date Measured	Instr. ID	241-Am	Uncert. 1 STD	Accepted Weight %	Ratio M/A	Weight % Error	Percent Error
295	10/23/2004		0.2584%	0.0000%	0.2629%	0.9830	-0.0045%	-1.70%
296	10/24/2004		0.2579%	0.0000%	0.2629%	0.9811	-0.0050%	-1.89%
297	10/24/2004		0.2577%	0.0000%	0.2629%	0.9803	-0.0052%	-1.97%
298	10/24/2004		0.2577%	0.0000%	0.2629%	0.9803	-0.0052%	-1.97%
299	10/25/2004		0.2570%	0.0000%	0.2629%	0.9776	-0.0059%	-2.24%
300	10/25/2004		0.2582%	0.0000%	0.2629%	0.9821	-0.0047%	-1.79%
301	10/26/2004		0.2584%	0.0000%	0.2629%	0.9830	-0.0045%	-1.70%
302	10/26/2004		0.2570%	0.0000%	0.2629%	0.9775	-0.0059%	-2.25%
303	10/26/2004		0.2578%	0.0000%	0.2629%	0.9804	-0.0051%	-1.96%
304	10/27/2004		0.2569%	0.0000%	0.2629%	0.9773	-0.0060%	-2.27%
305	10/28/2004		0.2593%	0.0000%	0.2629%	0.9860	-0.0037%	-1.40%
306	10/29/2004		0.2577%	0.0000%	0.2629%	0.9800	-0.0052%	-2.00%
307	10/29/2004		0.2596%	0.0000%	0.2629%	0.9874	-0.0033%	-1.26%
308	10/30/2004		0.2575%	0.0000%	0.2629%	0.9791	-0.0055%	-2.09%
309	10/30/2004		0.2586%	0.0000%	0.2629%	0.9833	-0.0044%	-1.67%
310	10/30/2004		0.2578%	0.0000%	0.2629%	0.9803	-0.0052%	-1.97%
311	10/31/2004		0.2543%	0.0000%	0.2630%	0.9672	-0.0086%	-3.28%
312	10/31/2004		0.2564%	0.0000%	0.2630%	0.9750	-0.0066%	-2.50%
313	11/01/2004		0.2561%	0.0000%	0.2630%	0.9739	-0.0069%	-2.61%
314	11/01/2004		0.2561%	0.0000%	0.2630%	0.9739	-0.0069%	-2.61%
315	11/03/2004		0.2582%	0.0000%	0.2630%	0.9818	-0.0048%	-1.82%
316	11/03/2004		0.2588%	0.0000%	0.2630%	0.9842	-0.0042%	-1.58%
317	11/03/2004		0.2588%	0.0000%	0.2630%	0.9841	-0.0042%	-1.59%
318	11/04/2004		0.2578%	0.0000%	0.2630%	0.9803	-0.0052%	-1.97%
319	11/04/2004		0.2575%	0.0000%	0.2630%	0.9791	-0.0055%	-2.09%
320	11/05/2004		0.2574%	0.0000%	0.2630%	0.9784	-0.0057%	-2.16%
321	11/05/2004		0.2570%	0.0000%	0.2630%	0.9769	-0.0061%	-2.31%
322	11/06/2004		0.2548%	0.0000%	0.2630%	0.9686	-0.0083%	-3.14%
323	11/06/2004		0.2575%	0.0000%	0.2630%	0.9787	-0.0056%	-2.13%
324	11/06/2004		0.2587%	0.0000%	0.2630%	0.9836	-0.0043%	-1.64%
325	11/06/2004		0.2587%	0.0000%	0.2630%	0.9833	-0.0044%	-1.67%
326	11/07/2004		0.2575%	0.0000%	0.2631%	0.9788	-0.0056%	-2.12%
327	11/08/2004		0.2581%	0.0000%	0.2631%	0.9813	-0.0049%	-1.87%
328	11/08/2004		0.2580%	0.0000%	0.2631%	0.9807	-0.0051%	-1.93%
329	11/08/2004		0.2604%	0.0000%	0.2631%	0.9898	-0.0027%	-1.02%
330	11/08/2004		0.2600%	0.0000%	0.2631%	0.9882	-0.0031%	-1.18%
331	11/09/2004		0.2576%	0.0000%	0.2631%	0.9790	-0.0055%	-2.10%
332	11/09/2004		0.2563%	0.0000%	0.2631%	0.9743	-0.0068%	-2.57%
333	11/10/2004		0.2580%	0.0000%	0.2631%	0.9808	-0.0051%	-1.92%
334	11/10/2004		0.2578%	0.0000%	0.2631%	0.9799	-0.0053%	-2.01%
335	11/10/2004		0.2589%	0.0000%	0.2631%	0.9842	-0.0042%	-1.58%
336	11/10/2004		0.2589%	0.0000%	0.2631%	0.9841	-0.0042%	-1.59%
337	11/11/2004		0.2602%	0.0000%	0.2631%	0.9888	-0.0029%	-1.12%
338	11/13/2004		0.2609%	0.0000%	0.2631%	0.9916	-0.0022%	-0.84%
339	11/13/2004		0.2581%	0.0000%	0.2631%	0.9807	-0.0051%	-1.93%
340	11/14/2004		0.2579%	0.0000%	0.2631%	0.9801	-0.0052%	-1.99%
341	11/14/2004		0.2588%	0.0000%	0.2631%	0.9836	-0.0043%	-1.64%
342	11/14/2004		0.2593%	0.0000%	0.2631%	0.9852	-0.0039%	-1.48%
343	11/15/2004		0.2575%	0.0000%	0.2632%	0.9786	-0.0056%	-2.14%

WEIGHT PERCENT 241-Am DATA

Calendar Year 2004

262

SRS : Calex 1

#	Date Measured	Instr. ID	241-Am	Uncert. 1 STD	Accepted Weight %	Ratio M/A	Weight % Error	Percent Error	
344	11/16/2004		0.2582%	0.0000%	0.2632%	0.9811	-.0050%	-1.89%	
345	11/17/2004		0.2578%	0.0000%	0.2632%	0.9794	-.0054%	-2.06%	
346	11/17/2004		0.2577%	0.0000%	0.2632%	0.9790	-.0055%	-2.10%	
347	11/18/2004		0.2573%	0.0000%	0.2632%	0.9775	-.0059%	-2.25%	
348	11/18/2004		0.2600%	0.0000%	0.2632%	0.9876	-.0033%	-1.24%	
349	11/19/2004		0.2573%	0.0000%	0.2632%	0.9774	-.0060%	-2.26%	
350	11/19/2004		0.2583%	0.0000%	0.2632%	0.9812	-.0049%	-1.88%	
351	11/19/2004		0.2582%	0.0000%	0.2632%	0.9809	-.0050%	-1.91%	
352	11/19/2004		0.2572%	0.0000%	0.2632%	0.9770	-.0061%	-2.30%	
353	11/20/2004		0.2586%	0.0000%	0.2632%	0.9825	-.0046%	-1.75%	
354	11/21/2004		0.2583%	0.0000%	0.2632%	0.9813	-.0049%	-1.87%	
355	11/25/2004		0.2578%	0.0000%	0.2633%	0.9789	-.0055%	-2.11%	
356	11/25/2004		0.2584%	0.0000%	0.2633%	0.9814	-.0049%	-1.86%	
357	11/25/2004		0.2564%	0.0000%	0.2633%	0.9738	-.0069%	-2.62%	
358	12/03/2004		0.2578%	0.0000%	0.2634%	0.9787	-.0056%	-2.13%	
359	12/05/2004		0.2600%	0.0000%	0.2634%	0.9871	-.0034%	-1.29%	
360	12/14/2004		0.2606%	0.0000%	0.2635%	0.9887	-.0030%	-1.13%	
361	12/14/2004		0.2595%	0.0000%	0.2635%	0.9845	-.0041%	-1.55%	
362	12/14/2004		0.2585%	0.0000%	0.2635%	0.9808	-.0050%	-1.92%	
363	12/15/2004		0.2584%	0.0000%	0.2636%	0.9804	-.0052%	-1.96%	
364	12/15/2004		0.2576%	0.0000%	0.2636%	0.9774	-.0060%	-2.26%	
365	12/16/2004		0.2600%	0.0000%	0.2636%	0.9865	-.0036%	-1.35%	
366	12/16/2004		0.2594%	0.0000%	0.2636%	0.9841	-.0042%	-1.59%	
367	12/18/2004		0.2580%	0.0000%	0.2636%	0.9788	-.0056%	-2.12%	
368	12/19/2004		0.2598%	0.0000%	0.2636%	0.9856	-.0038%	-1.44%	
369	12/19/2004		0.2602%	0.0000%	0.2636%	0.9872	-.0034%	-1.28%	
370	12/19/2004		0.2587%	0.0000%	0.2636%	0.9814	-.0049%	-1.86%	
371	12/20/2004		0.2596%	0.0000%	0.2636%	0.9848	-.0040%	-1.52%	
372	12/20/2004		0.2597%	0.0000%	0.2636%	0.9849	-.0040%	-1.51%	
373	12/22/2004		0.2598%	0.0000%	0.2637%	0.9855	-.0038%	-1.45%	
374	12/22/2004		0.2595%	0.0000%	0.2637%	0.9842	-.0042%	-1.58%	
375	12/23/2004		0.2597%	0.0000%	0.2637%	0.9848	-.0040%	-1.52%	
376	12/23/2004		0.2581%	0.0000%	0.2637%	0.9790	-.0055%	-2.10%	
377	12/24/2004		0.2573%	0.0000%	0.2637%	0.9759	-.0064%	-2.41%	
378	12/26/2004		0.2605%	0.0000%	0.2637%	0.9879	-.0032%	-1.21%	
379	12/26/2004		0.2643%	0.0000%	0.2637%	1.0021	0.0006%	0.21%	
380	12/27/2004		0.2607%	0.0000%	0.2637%	0.9884	-.0031%	-1.16%	
381	12/27/2004		0.2609%	0.0000%	0.2637%	0.9894	-.0028%	-1.06%	
							Mean Error:	-0.0077%	-2.94%
							Standard Deviation:	0.0036%	1.37%

* Statistical outliers, not included in graphs and tables.