

U. S. DEPARTMENT OF ENERGY

CALORIMETRY EXCHANGE PROGRAM

ANNUAL REPORT
CALENDAR YEAR 2003

B. Srinivasan, Willard C. Losinger and Jon Neuhoff

NEW BRUNSWICK LABORATORY
9800 South Cass Avenue
Argonne, Illinois 60439

February, 2005

NBL Home Page: www.nbl.doe.gov
NBL Internet Address: USDOE.NBL@CH.DOE.GOV
NBL Telephone Number: 630-252-2442
NBL Facsimile Number: 630-252-6256

TABLE OF CONTENTS

NBL: HISTORY AND MISSION	iii
ACKNOWLEDGEMENTS	iv
ABSTRACT	v
A. INTRODUCTION	1
B. CALORIMETRIC STANDARDS	2
C. PARTICIPATING DOE FACILITIES	3
D. CY 2003 RESULTS AND REPORTING FORMAT	4
E. CONCLUSIONS	5
F. Pu MASS TABLES AND GRAPHS	8
G. POWER MEASUREMENTS TABLES AND GRAPHS	25
H. P_{eff} VALUES TABLES AND GRAPHS	51
I. ^{238}Pu ISOTOPE ABUNDANCE TABLES AND GRAPHS	89
J. ^{239}Pu ISOTOPE ABUNDANCE TABLES AND GRAPHS	128
K. ^{240}Pu ISOTOPE ABUNDANCE TABLES AND GRAPHS	166
L. ^{241}Pu ISOTOPE ABUNDANCE TABLES AND GRAPHS	204
M. ^{241}Am ISOTOPE ABUNDANCE TABLES AND GRAPHS	242

NBL: HISTORY AND MISSION

The New Brunswick Laboratory (NBL) is owned by the United States Department of Energy (DOE) and operated through the Office of Plutonium, Uranium and Special Materials Inventory (SO-20.3) in the Office of Security and Safety Performance Assurance (SSA).

NBL was established in 1949 as an analytical chemistry laboratory in New Brunswick, New Jersey to provide support to the United States Atomic Energy Commission. At that time, it was staffed by scientists from the National Bureau of Standards who had contributed significantly to nuclear material measurement programs in the Manhattan Project. At NBL, these scientists provided the necessary technical expertise and skills to solve problems related to quantitative analyses of uranium-bearing materials. In 1977, the laboratory moved from New Jersey to its present location at the Argonne National Laboratory site in Illinois.

Over the years, NBL has expanded its capabilities not only in uranium analysis work, but also in the following areas: trans-uranium elements (plutonium, americium and neptunium) analysis; research and development in analysis techniques; preparation of Certified Reference Materials for domestic and international use; and operation of the Safeguards Measurement Evaluation Program with domestic and international participation.

The current mission of NBL is to provide technical assistance to DOE in the following areas: operating the measurement evaluation program, preparing certified reference materials, developing measurement techniques, and measurements of nuclear materials. In addition, NBL helps DOE in three other areas: conducting technical audits, resolving shipper/receiver differences in material transfers, and assisting in nuclear safeguards and nonproliferation programs.

ACKNOWLEDGEMENTS

The authors of the 2003 Calorimetry Exchange Program report thank Margaret Legel, Usha Narayanan, Michael Soriano (all at NBL) and Jay Thompson (DOE-HQ) for review and comments on an earlier draft of the report, and Joel Catausan (DOE-CH contractor) for correcting coding errors in the database program. The NBL Calorimetry Exchange Program is administered by the Office of Plutonium, Uranium and Special Materials Inventory (SO-20.3) in the Office of Security and Safety Performance Assurance (SSA) for the United States Department of Energy.

ABSTRACT

The United States Department of Energy has tasked the New Brunswick Laboratory to conduct a measurement evaluation program to provide an independent verification of internal quality control of measurements made by DOE facilities for safeguarding nuclear materials. The program is administered by the Office of Plutonium, Uranium and Special Materials Inventory (SO-20.3) in the Office of Security and Safety Performance Assurance (SSA).

The measurement evaluation program evaluates the results from destructive and non-destructive analyses of uranium and plutonium bearing materials; the Safeguards Measurement Evaluation (SME) Program evaluates destructive analyses results, and the Calorimetry Sample Exchange (CALEX) Program non-destructive analyses results. This report describes the CALEX Program activities done during calendar year (CY) 2003. The SME Program activities are described in a separate report (NBL -375).

The 2003 CALEX Program was confined to evaluation of plutonium assay results. Three DOE facilities participated in the program. They analyzed two different calorimetric reference material standards containing well defined quantities of plutonium oxide using a combination of calorimetry and high resolution gamma spectrometry, both non-destructive methods. The facilities measured calorimetric power output, isotopic abundance, and effective specific power (P_{eff}) of the standards. They reported the results to NBL for calculation of plutonium mass in the standards and statistical evaluation of all measured quantities. The measurement results were compared to accepted reference values for the standards; differences between measured and accepted values were calculated in terms of measured and accepted ratios, measured minus accepted differences, and relative deviations (in %) of measured with respect to accepted values. All these are indicators of performance. This report is a summary of the statistical evaluation of measurement results, evaluations done on quarterly and annual basis. This report also serves as a repository of data collected during 2003.

A. INTRODUCTION

The New Brunswick Laboratory (NBL) is a nuclear material measurement laboratory of the U.S. Department of Energy (DOE). NBL reports to the DOE Office of Plutonium, Uranium and Special Materials Inventory (SO-20.3) in the Office of Security and Safety Performance Assurance (SSA). An important aspect of NBL's mission is to assist DOE in conducting the Measurement Evaluation Program. In this program, NBL evaluates the quality of nuclear material measurement results generated by DOE facilities for Materials Control and Accountability (MC&A) purposes. The facilities are required to participate in the program as it provides an independent verification of internal analytical quality control practices. The NBL Measurement Evaluation Program is organized in two parts; the Safeguards Measurement Evaluation (SME) Program for evaluating destructive analysis results (e.g., titration, mass spectrometry), and the Calorimetric Sample Exchange (CALEX) Program for evaluating non-destructive analysis results (e.g., calorimetry, high resolution gamma spectrometry).

The goals and objectives of the CALEX program are as follows:

1. Evaluate calorimetry and high resolution gamma spectrometry measurement results reported by DOE facilities. The facilities made measurements on plutonium oxide reference material standards (Calex 1 and Calex 2) to determine the plutonium contents.
2. Maintain measurement results data base. The data base is a permanent record of measurement results for mass of plutonium, calorimetric power, effective specific power (P_{eff}) and isotopic abundance.
3. Through reports, meetings and site visits, provide feedback to participating facilities on their performance. Inform DOE on the results and conclusions of the performance evaluation study.
4. Evaluate needs for additional reference material standards to meet CALEX program requirements. An immediate need is to re-evaluate the Calex 2 plutonium assay value determined earlier by NBL and LANL, using coulometric method of analysis. About 0.2% difference is seen between the two determinations. Investigate the cause for this difference.
5. Expand the scope of the CALEX program to include other methods of non-destructive analysis such as active neutron coincidence counting method for uranium determination,

and passive neutron coincidence counting method for plutonium determination.

B. CALORIMETRIC STANDARDS

Two different reference material standards, Calex 1 and Calex 2, were used in the CY 2003 CALEX Program. Calex 1 was made in 1979 by Mound Applied Technologies and Calex 2 in 1995 by the Los Alamos National Laboratory (LANL). Six identical units of Calex 1 and ten identical units of Calex 2 were made and distributed to DOE facilities. Both standards contain plutonium in the form of plutonium oxide. The values for the characterized parameters and the dates of characterization are shown in Table 1 for the two standards, Calex 1 and Calex 2.

Table 1. Characterized values for calorimetric standards Calex 1 and Calex 2.

Parameter	Calex 1 as of 05/29/1979	Calex 2 as of 07/24/1995
PuO ₂ mass	454.60 g	2000.00 g
Pu concentration	87.8191 wt %	87.41 wt %*
Pu mass**	399.23 g	1748.20 g
²³⁸ Pu	0.0102 wt %	0.0801 wt %
²³⁹ Pu	93.7336 wt %	86.5324 wt %
²⁴⁰ Pu	5.8560 wt %	12.1705 wt %
²⁴¹ Pu	0.3712 wt %	1.0096 wt %
²⁴² Pu	0.0290 wt %	0.2074 wt %
²⁴¹ Am	0.0061 wt %	0.4791 wt %
P _{eff} [†]	2.3012 mW/g	3.5682 mW/g
Calorimetric power ^{††}	918.71 mW	6237.93 mW

* NBL and LANL characterization experiments of Calex 2 material showed about 0.2% difference in Pu concentration results. The Pu concentration of 87.41% is likely to be revised following review of results from NBL and LANL characterization work.

**The Pu mass in the standards is calculated as the product of PuO₂ mass and Pu concentration.

[†]P_{eff} values are calculated as a sum of products of isotopic abundance and respective specific power, the latter given in Table 2.

^{††}The calorimetric power is calculated as a product of Pu mass and P_{eff}.

The measurement results of Calex 1 and Calex 2 standards were evaluated with reference to characterized values shown in Table 1 with appropriate corrections for radioactive decay of plutonium isotopes and in-growth of ^{241}Am . The radioactive decay half-life values used in the calculations are shown in Table 2. The table also shows specific power values for plutonium and americium isotopes, values needed to calculate P_{eff} values. In the footnotes to the table, the half-lives used in CY 2002 are shown for comparison. Small differences exist between CY 2003 and CY 2002 values. In all cases, except ^{241}Pu , the differences are not significant. However, calculated values for ^{241}Pu and ^{241}Am abundance depend upon the assumed value for ^{241}Pu half-life value; using the higher value for ^{241}Pu (14.348 year) instead of the lower value (14.290 year) will over estimate ^{241}Pu and under estimate ^{241}Am . Note that ^{241}Pu decays by β^- emission to ^{241}Am , the latter an important contributor to calorimetric power.

Table 2. Radioactive decay half-lives for plutonium isotopes and ^{241}Am , and effective specific power of each isotope.

Isotope	Half-life (year)*	Specific power (mW/g)
^{238}Pu	87.70	567.57
^{239}Pu	24119	1.9300
^{240}Pu	6563	7.0800
^{241}Pu	14.290	3.410
^{242}Pu	373000	0.1200
^{241}Am	433.00	114.2

*The half-lives (in years) used in the CY 2002 CALEX Program: ^{238}Pu (87.74), ^{239}Pu (24119), ^{240}Pu (6564), ^{241}Pu (14.348), ^{242}Pu (376,300) and ^{241}Am (433.6).

C. PARTICIPATING DOE FACILITIES

LLNL (Lawrence Livermore National Laboratory), Hanford (Fluor Hanford), and SRS (Savannah River National Laboratory) participated in the CY 2003 CALEX program. LLNL measured both Calex 1 and Calex 2 standards; Hanford and SRS measured Calex 1 standard only. The facilities followed their own procedures in making power measurements using calorimetry and isotope abundance measurements using high resolution gamma spectrometry. There were differences in measurement duration, measurement frequency, and calibration procedures. Results were reported by facilities with different levels of precision. Under these circumstances, direct inter-laboratory comparison of results is of limited value and even misleading. Nonetheless, the CALEX Program is able to provide useful feedback to facilities on accuracy

and precision attainable in routine nuclear Materials Control and Accountability measurements that are done using facility specific procedures and practices.

D. EVALUATION OF CY 2003 RESULTS AND REPORTING FORMAT

The DOE facilities submitted measurement results to NBL for statistical evaluation. The evaluation methods used, and the reporting format for the evaluation results are given below:

- DOE facilities reported to NBL measurement results of calorimetric power, P_{eff} , and isotopic abundance (^{238}Pu , ^{239}Pu , ^{240}Pu , ^{241}Pu , ^{242}Pu and ^{241}Am).
- The measurement results, except ^{242}Pu abundance, were entered into a FoxPro[®] database and checked for errors. Both data entry and checking were done manually. Ignoring ^{242}Pu is unlikely to alter significantly any of the results and conclusions presented in this report. (NBL is planning to use electronic transfer of data in the future to minimize/eliminate errors caused by retyping).
- The plutonium mass was calculated from power and P_{eff} measurements that were made close to each other in time. Power/ P_{eff} yielded plutonium mass.
- The measured values of plutonium mass, calorimetric power, P_{eff} , and isotope abundance were compared to accepted values. The accepted values were calculated from characterized values (Table 1) with appropriate corrections for radioactive decay. Half-life values shown in Table 2 were used in the calculations.
- The measurement results were evaluated in terms of measured/accepted ratio (M/A), measured minus accepted difference (M-A), and percent relative deviation (% RD). The % RD was calculated using the following equation:

$$\% \text{ RD} = ((\text{Measured value} - \text{Accepted value}) / \text{Accepted value}) \times 100.$$
- The mean for each of the three quantities (M/A, M-A, and % RD), the standard deviation (σ), and the standard deviation of the mean (σ/\sqrt{n}) were calculated for the whole year data and also for every calendar quarter. In this report the standard deviation of the mean is referred to as uncertainty.

The results of evaluation are presented in the form of tables and graphs. There are three types of tables and three types of graphs:

1. Whole year data tables for each facility: These tables contain the original data submitted by the facility: measurement date, instrument used, measured value (M), and the uncertainty in the measured value as estimated by the facility. The table also contains accepted values (A) calculated from characterized values in Table 1 with appropriate corrections for radioactive decay and growth, M/A ratio, M-A difference, and % RD.
2. Quarterly summary tables for each facility: These tables summarize the results of statistical evaluation of power, P_{eff} and isotopic abundance measurements made in every calendar quarter of 2003. The quarterly mean of M-A and also % RD values are reported along with standard deviations, and uncertainties. In addition, the table contains a comparison of results from the present quarter with those from the immediately preceding quarter.
3. Annual summary tables for each facility: These tables summarize the results of statistical evaluation of plutonium mass, power, P_{eff} and isotopic abundance measurements made during 2003. The annual mean of M-A and also % RD values are reported along with standard deviations, and uncertainties. In addition, the table contains a comparison of results of the current year with those from the immediately preceding year.
4. Quarterly graphs for each facility: These figures show the quarterly variation of M/A values. The results for all four quarters are shown in the same graph, suitably offset to show the differences quarter by quarter. The uncertainties reported by the facilities are shown as vertical lines. The mean M/A values and uncertainties obtained from statistical evaluation are shown as horizontal lines. The middle horizontal line represents the mean for the quarter and the envelopes represent the uncertainty. In these graphs, M/A values of 1 indicate no difference between measured and accepted values.
5. Annual graphs for each facility: These figures show annual variation of M/A values, and constructed in a manner similar to quarterly graphs.
6. Annual graphs for all facilities: In these graphs % RDs are shown for each facility (instead of M/A values) along with uncertainties. These graphs are not meant to be used as inter-laboratory comparison graphs for reasons mentioned earlier. The % RD values of zero indicate no difference between measured and accepted values.

E. CONCLUSIONS

Three DOE facilities (Hanford, LLNL and SRS) were evaluated for their performance in making quantitative determinations of plutonium mass, power, P_{eff} , and isotopic abundance in two

different reference material standards (Calex 1 and Calex 2) using calorimetry and high resolution gamma spectrometry techniques. Table 3 presents the results of that evaluation through display of % RD values for plutonium mass, power, isotope abundance and P_{eff} measurements done during 2003. A zero value of % RD indicates no difference between measured and accepted values; a positive % RD indicates over estimation in the experimental measurement, and a negative % RD indicates under estimation.

Table 3. Performance evaluation of Calex 1 and Calex 2 measurement results reported by Hanford, LLNL and SRS facilities. The % RDs are shown along uncertainties ($\pm 1\sigma$). The values in this table are taken from annual evaluation tables given elsewhere in the report.

	Hanford Calex 1	LLNL Calex 1	LLNL Calex 2	SRS Calex 1
Pu mass	-0.13 \pm 0.54	0.22 \pm 0.22	2.72 \pm 0.09	-0.22 \pm 1.06
Power	-0.13 \pm 0.45	0.05 \pm 0.20	-0.07 \pm 0.31	-0.16 \pm 0.74
P_{eff}	-0.05 \pm 0.14	-0.24 \pm 0.09	-2.82 \pm 0.28	-0.14 \pm 0.60
^{238}Pu	-3.11 \pm 5.35	-2.80 \pm 3.39	2.40 \pm 0.57	2.95 \pm 33.76
^{239}Pu	-0.04 \pm 0.04	0.01 \pm 0.02	-0.12 \pm 0.05	-0.07 \pm 0.13
^{240}Pu	0.69 \pm 0.64	-0.18 \pm 0.35	0.10 \pm 0.37	1.11 \pm 2.09
^{241}Pu	0.20 \pm 0.58	-0.34 \pm 0.70	12.63 \pm 1.52	-0.22 \pm 2.44
^{241}Am	-0.32 \pm 0.49	-1.09 \pm 0.52	-13.3 \pm 0.53	-2.57 \pm 0.86

Two conclusions emerge from an examination of % RD results shown in Table 3:

- The three DOE facilities in the CY 2003 program were able to measure the plutonium mass in Calex 1 within about 0.2%. Similar results were obtained in the CY 2002 program.
- It is gratifying to note that LLNL continues to measure and submit results for both Calex 1 and Calex 2 standards. Plutonium mass in Calex 2 was measured with a positive deviation of 2.7%, whereas in CY 2002 the deviation was 0.2% positive. The higher deviation in CY 2003 appears to be a direct consequence of under estimation of ^{241}Am content (by about 13%) thereby leading to under estimation of P_{eff} (by about 2.8%) and

over estimation of plutonium mass (by about 2.7%). NBL recommends that LLNL review the 2003 procedures for ^{241}Am determinations and the results collected in that period.

In addition to the above, four other conclusions are drawn that pertain to work to be done in the future:

- The CALEX Program will be strengthened further if all participants measure both Calex 1 and Calex 2. The Calex 2 standard is expected to become an important reference material standard not only for calorimetry but also in neutron multiplicity measurements. NBL would like Hanford, SRS (and LANL) to begin Calex 2 measurements and submit results to NBL for statistical evaluation.
- The characterized value for plutonium assay of Calex 2 material must be re-defined. Coulometric experiments done earlier at NBL and LANL showed about 0.2% difference between the two determinations. This difference is quite high. A review of the earlier experimental work done at NBL and LANL may identify the cause for this discrepancy leading to a new value without the need for doing additional characterization experiments. If new experiments are to be performed to characterize the material, then the uncertainty in the measurements must be kept at 0.05 to 0.1% level; the uncertainty in the characterized value will be a small fraction of the measurement error expected in calorimetry (assumed to be about 0.2%).
- The half-life value of ^{241}Pu in the CY 2003 database was slightly different from that used in CY 2002 (see Table 2 in this report). The lower half-life in the CY 2003 program was based on a review of a recent publication on the re-determination of ^{241}Pu half-life. Note that, using the higher CY 2002 half-life (14.348 year) will over estimate ^{241}Pu content in Calex 2 by about 0.3% over a 10 year period relative to the lower CY 2003 value (14.290 year). In turn, ^{241}Am and P_{eff} values will be under estimated, and plutonium mass over estimated.
- The first draft of the CY 2003 CALEX report prepared in December 2004 contained a number of errors in the summary tables and graphs caused by coding errors, the codes written several years ago when FoxPro[®] database program was chosen to maintain CALEX records. The coding errors were corrected with help from RSIS (a DOE-CH contractor) to produce this CY 2003 CALEX Program report. NBL is planning to obtain additional help from RSIS to fully realize the report production capabilities of FoxPro[®], so that error-free and timely reports can be produced in the future.

F. Pu MASS TABLES AND GRAPHS

RESULTS OF ANALYSIS OF Pu MASS DATA 2003 Calex 1

	HANFORD	LLNL	SRS
Mean Error (g)	-0.513	0.868	-0.865
Standard Deviation (g)	2.157	0.878	4.208
Uncertainty in the Mean (g)	0.286	0.179	0.282
Mean Error (%)	-0.13%	0.22%	-0.22%
Standard Deviation (%)	0.54%	0.22%	1.06%
Uncertainty in the Mean (%)	0.07%	0.05%	0.07%
Number of Data Points	57	24	222
Number of Outliers	0	0	0

Difference from Last Year in:

Mean Error (g)	-0.450	-0.161	-0.088
Standard Deviation (g)	-0.756	-0.198	0.317
Uncertainty in the Mean (g)	-0.028	0.000	-0.029
Mean Error (%)	-0.11%	-0.04%	-0.02%
Standard Deviation (%)	-0.19%	-0.05%	0.08%
Uncertainty in the Mean (%)	-0.01%	0.00%	-0.01%
Number of Data Points	-29	-12	66

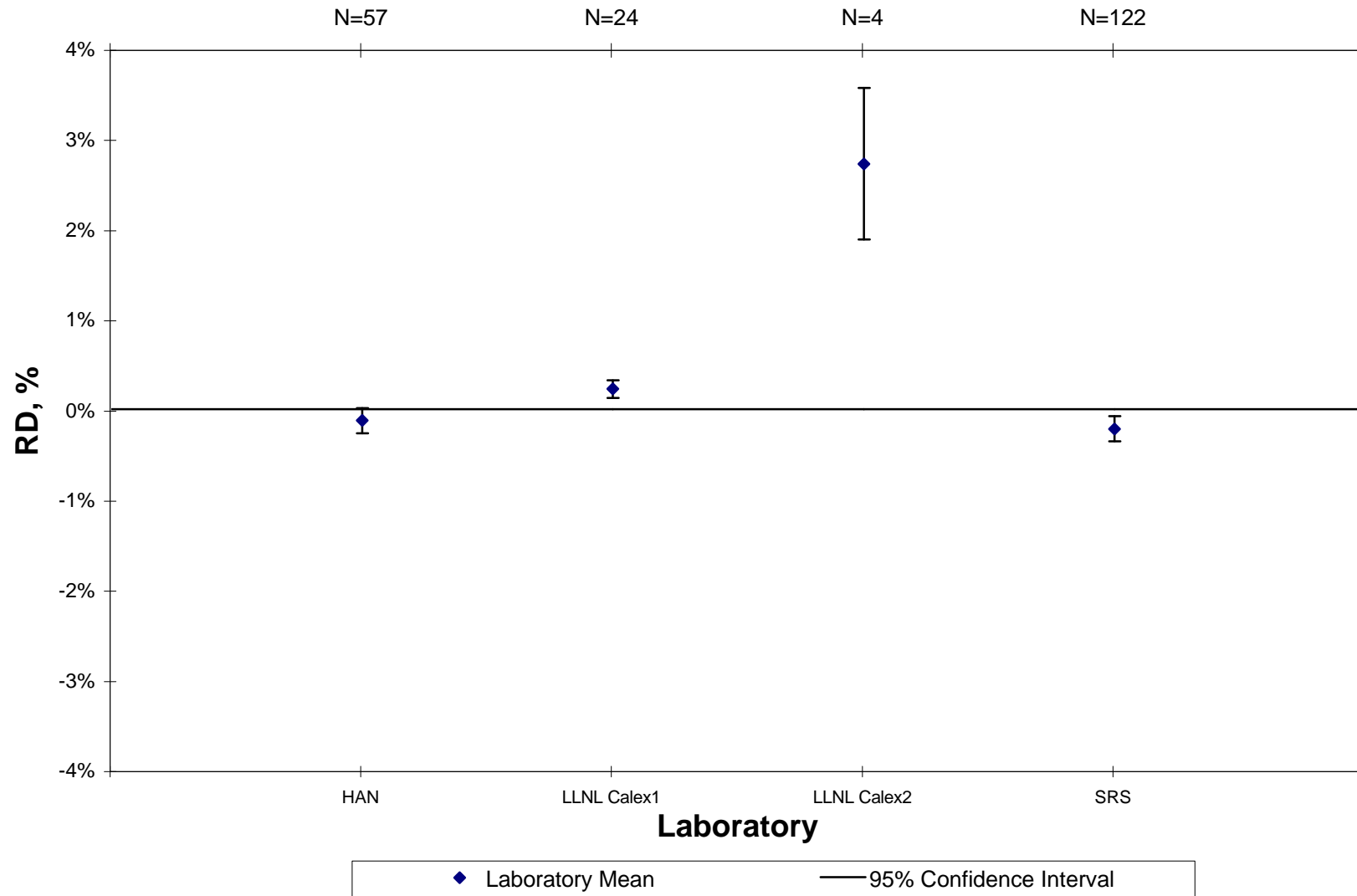
When calculated by NBL, Pu mass data were calculated from power measurements and P-effective determinations made within 2 days of each other; individual values may have been used more than once.

RESULTS OF ANALYSIS OF Pu MASS DATA
2003 Calex 2

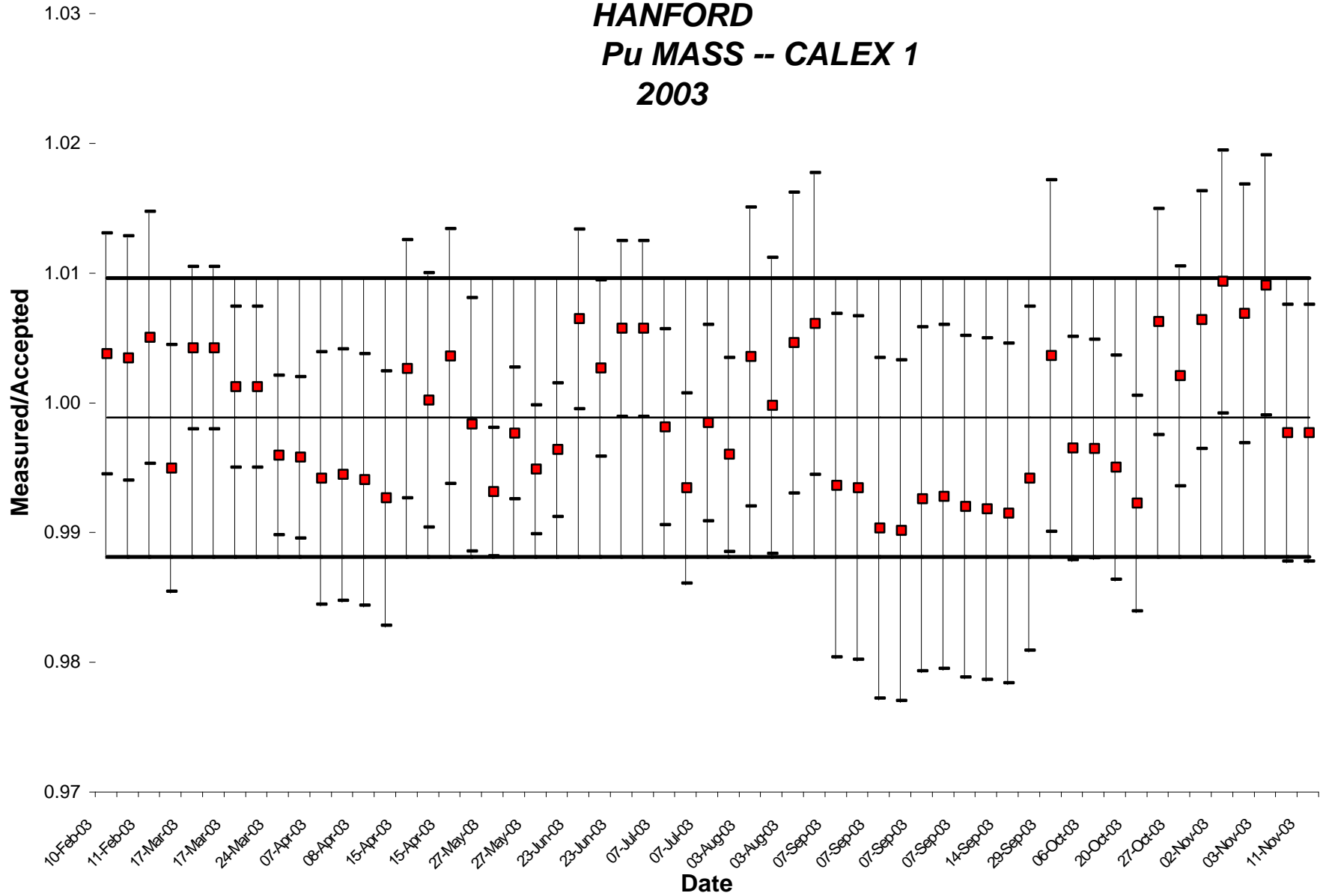
	HANFORD	LLNL	SRS
Mean Error (g)	****	47.431	****
Standard Deviation (g)	****	1.498	****
Uncertainty in the Mean (g)	****	0.749	****
Mean Error (%)	****	2.72%	****
Standard Deviation (%)	****	0.09%	****
Uncertainty in the Mean (%)	****	0.04%	****
Number of Data Points	****	4	****
Number of Outliers	0	0	0
Difference from Last Year in:			
Mean Error (g)	****	-292.5	****
Standard Deviation (g)	****	-673.3	****
Uncertainty in the Mean (g)	****	-336.7	****
Mean Error (%)	****	-82.3%	****
Standard Deviation (%)	****	-170%	****
Uncertainty in the Mean (%)	****	-84.9%	****
Number of Data Points	0	0	0

When calculated by NBL, Pu mass data were calculated from power measurements and P-effective determinations made within 2 days of each other; individual values may have been used more than once.

New Brunswick Laboratory Calorimetry Exchange Program Pu Mass, 2003

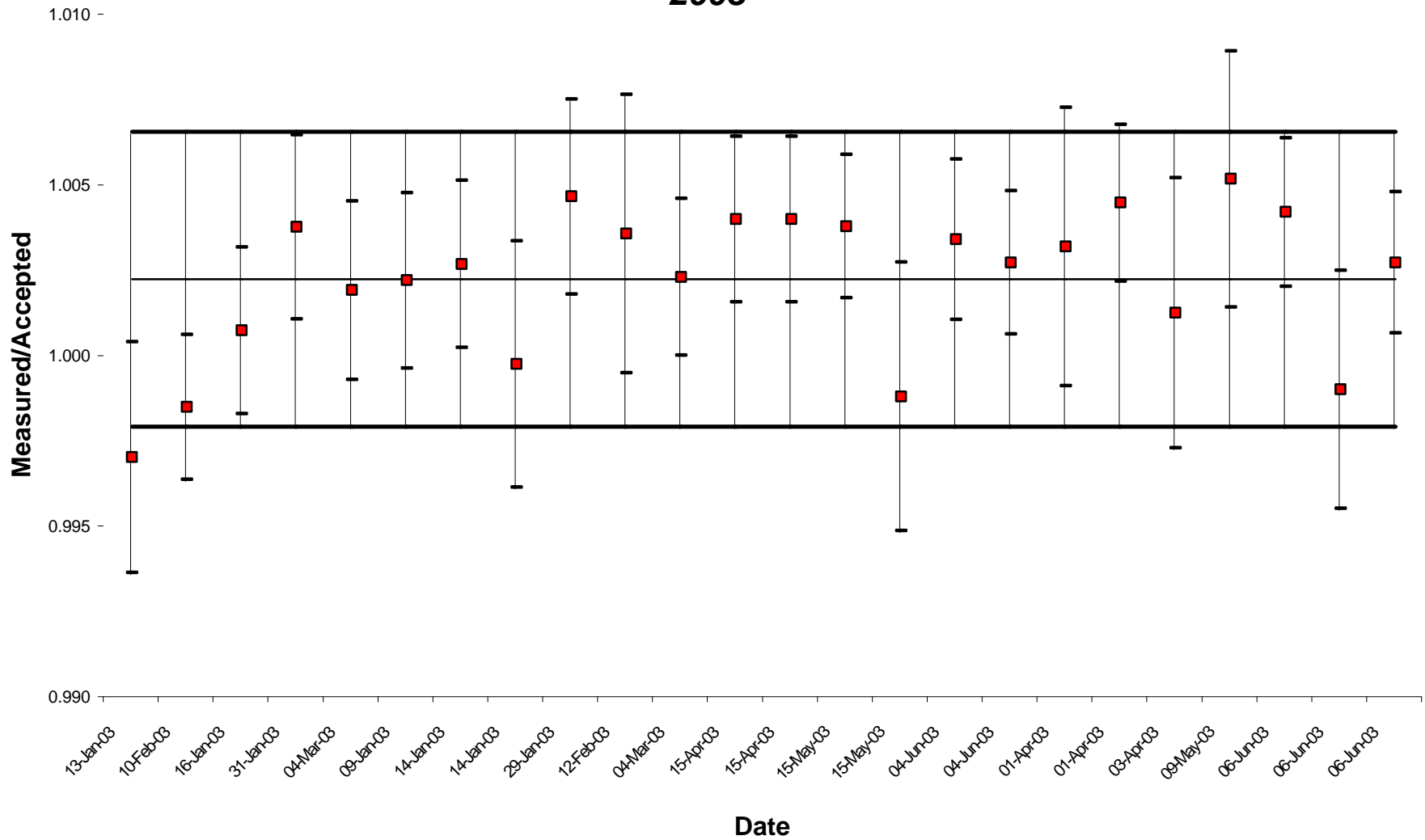


HANFORD Pu MASS -- CALEX 1 2003



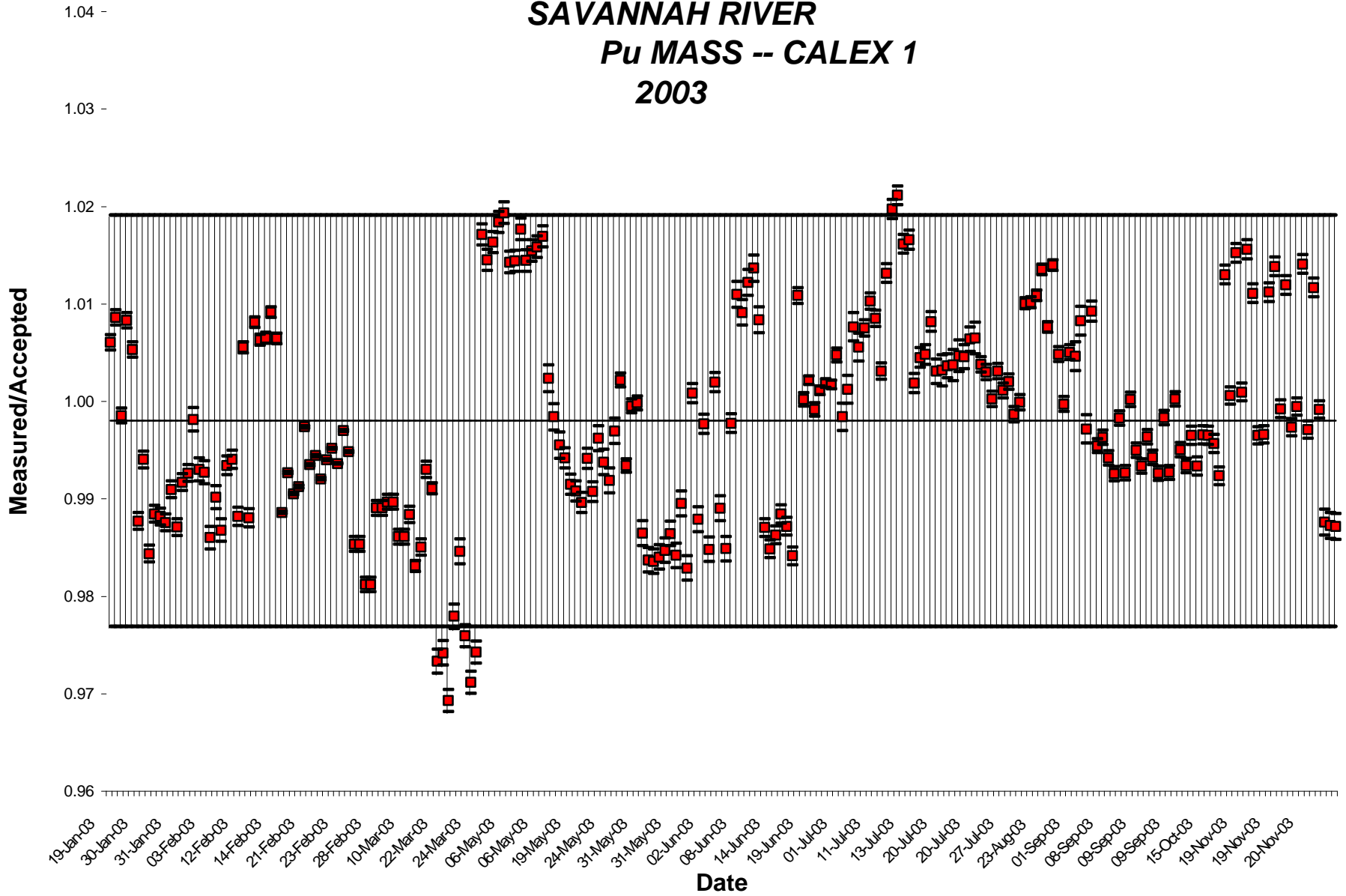
All standard deviation and uncertainty limits are at two sigma.

LAWRENCE LIVERMORE
Pu MASS -- CALEX 1
2003

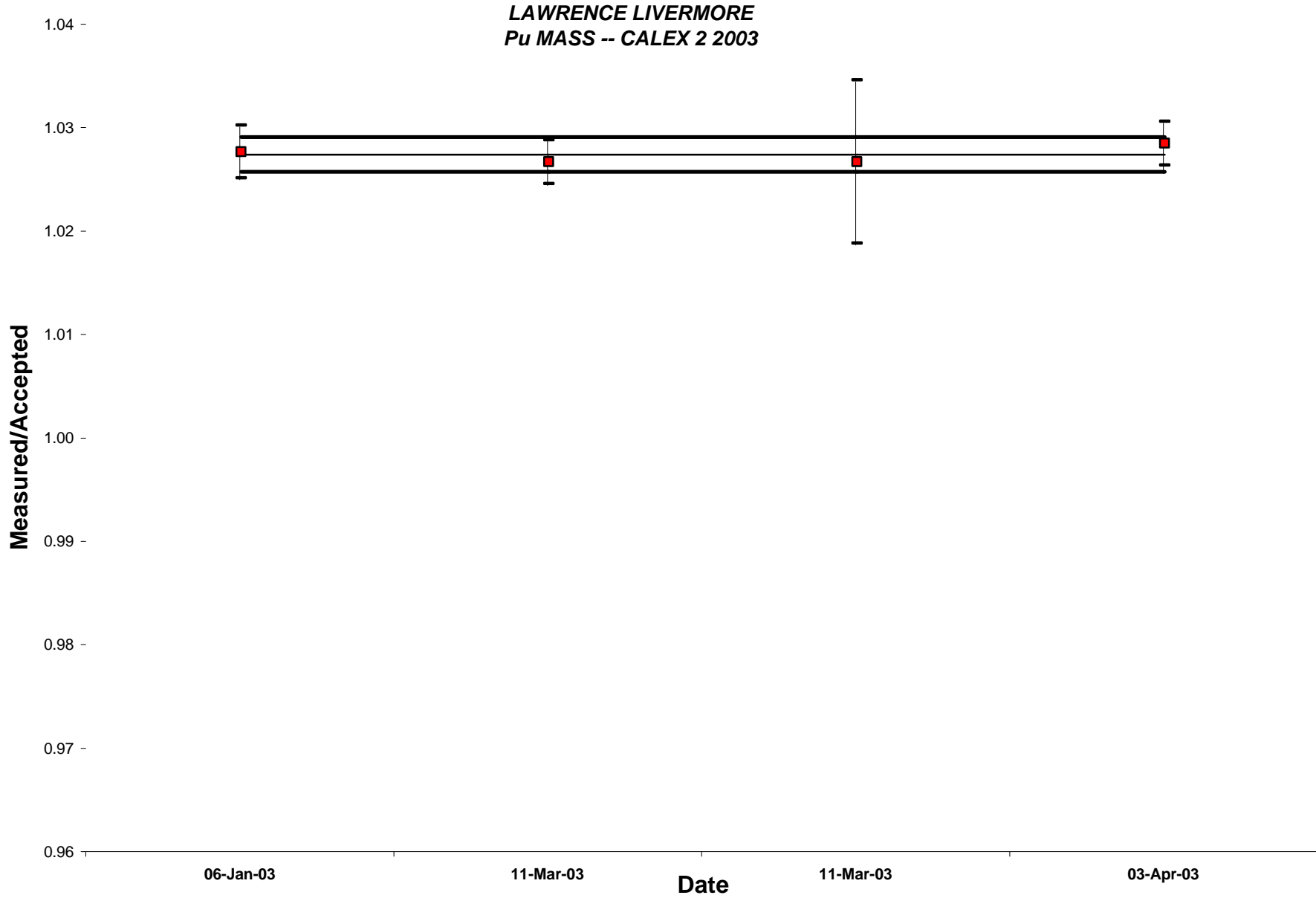


All standard deviation and uncertainty limits are at two sigma.

SAVANNAH RIVER Pu MASS -- CALEX 1 2003



All standard deviation and uncertainty limits are at two sigma.



All standard deviation and uncertainty limits are at two sigma.

Pu Mass DATA
Calendar Year 2003

WHO : Calex 1

#	Date Measured	Instr. ID	Measured Mass	Uncert. 1 STD	Accepted Mass	Ratio M/A	Grams Error	Percent Error
1	02/10/2003	2026 - 6	399.35	0.46%	397.90	1.0037	1.45	0.37%
2	02/10/2003	2424 - 6	399.22	0.47%	397.90	1.0033	1.31	0.33%
3	02/11/2003	1985 - 6	399.85	0.48%	397.90	1.0049	1.95	0.49%
4	02/11/2003	1985 - 8	395.84	0.48%	397.90	0.9948	-2.06	-0.52%
5	03/17/2003	1985 - 10	399.52	0.31%	397.90	1.0041	1.63	0.41%
6	03/17/2003	1985 - 10	399.52	0.31%	397.90	1.0041	1.63	0.41%
7	03/17/2003	2026 - 10	398.33	0.31%	397.90	1.0011	0.43	0.11%
8	03/17/2003	2026 - 10	398.33	0.31%	397.90	1.0011	0.43	0.11%
9	03/24/2003	1985 - 7	396.23	0.31%	397.90	0.9958	-1.67	-0.42%
10	03/24/2003	2026 - 7	396.17	0.31%	397.90	0.9957	-1.73	-0.43%
11	04/07/2003	2740 - 8	395.53	0.49%	397.90	0.9940	-2.37	-0.60%
12	04/07/2003	1985 - 8	395.64	0.49%	397.90	0.9943	-2.26	-0.57%
13	04/08/2003	2026 - 8	395.48	0.49%	397.89	0.9939	-2.41	-0.61%
14	04/09/2003	2424 - 8	394.91	0.50%	397.89	0.9925	-2.98	-0.75%
15	04/15/2003	2424 - 10	398.88	0.49%	397.90	1.0025	0.98	0.25%
16	04/15/2003	2026 - 10	397.92	0.49%	397.90	1.0001	0.03	0.01%
17	04/15/2003	2740 - 10	399.27	0.49%	397.90	1.0034	1.37	0.34%
18	04/29/2003	2740 - 7	397.18	0.49%	397.89	0.9982	-0.72	-0.18%
19	05/27/2003	2026 - 8	395.10	0.25%	397.89	0.9930	-2.79	-0.70%
20	05/27/2003	2424 - 8	396.90	0.25%	397.89	0.9975	-0.99	-0.25%
21	05/27/2003	2740 - 8	395.79	0.25%	397.89	0.9947	-2.10	-0.53%
22	05/28/2003	1985 - 8	396.39	0.26%	397.89	0.9962	-1.49	-0.38%
23	06/23/2003	1985 - 5	400.41	0.34%	397.89	1.0063	2.52	0.63%
24	06/23/2003	2026 - 5	398.90	0.34%	397.89	1.0025	1.01	0.25%
25	06/23/2003	2740 - 5	400.11	0.34%	397.89	1.0056	2.22	0.56%
26	06/23/2003	2740 - 5	400.11	0.34%	397.89	1.0056	2.22	0.56%
27	07/07/2003	2424 - 8	397.09	0.38%	397.89	0.9980	-0.79	-0.20%
28	07/07/2003	2740 - 8	395.21	0.37%	397.89	0.9933	-2.67	-0.67%
29	07/07/2003	1985 - 8	397.22	0.38%	397.89	0.9983	-0.67	-0.17%
30	07/07/2003	2026 - 8	396.24	0.38%	397.89	0.9959	-1.64	-0.41%
31	08/03/2003	1985 - 6	399.24	0.57%	397.88	1.0034	1.36	0.34%
32	08/03/2003	2740 - 6	397.74	0.57%	397.88	0.9996	-0.14	-0.04%
33	08/03/2003	2424 - 6	399.66	0.57%	397.88	1.0045	1.78	0.45%
34	08/19/2003	2424 - 5	400.26	0.57%	397.88	1.0060	2.37	0.60%
35	09/07/2003	1985 - 8	395.29	0.67%	397.88	0.9935	-2.59	-0.65%
36	09/07/2003	1985 - 7	395.21	0.67%	397.88	0.9933	-2.67	-0.67%
37	09/07/2003	2026 - 8	393.99	0.67%	397.88	0.9902	-3.89	-0.98%
38	09/07/2003	2026 - 7	393.91	0.67%	397.88	0.9900	-3.97	-1.00%
39	09/07/2003	2424 - 7	394.87	0.67%	397.88	0.9924	-3.00	-0.76%
40	09/07/2003	2424 - 8	394.95	0.67%	397.88	0.9926	-2.93	-0.74%
41	09/07/2003	2740 - 8	394.65	0.67%	397.88	0.9919	-3.24	-0.81%
42	09/07/2003	2740 - 7	394.57	0.67%	397.88	0.9917	-3.31	-0.83%
43	09/14/2003	2740 - 10	394.44	0.67%	397.88	0.9914	-3.44	-0.86%
44	09/14/2003	2424 - 10	395.50	0.67%	397.88	0.9940	-2.38	-0.60%
45	09/29/2003	1985 - 5	399.26	0.67%	397.88	1.0035	1.38	0.35%
46	10/06/2003	1985 - 7	396.43	0.43%	397.88	0.9964	-1.45	-0.36%
47	10/06/2003	2026 - 7	396.41	0.42%	397.88	0.9963	-1.46	-0.37%
48	10/20/2003	1985 - 8	395.84	0.44%	397.88	0.9949	-2.04	-0.51%

Pu Mass DATA
Calendar Year 2003

WHO : Calex 1

#	Date Measured	Instr. ID	Measured Mass	Uncert. 1 STD	Accepted Mass	Ratio M/A	Grams Error	Percent Error
49	10/20/2003	2026 - 8	394.75	0.42%	397.88	0.9921	-3.13	-0.79%
50	10/27/2003	1985 - 10	400.30	0.43%	397.88	1.0061	2.43	0.61%
51	10/27/2003	2026 - 10	398.64	0.42%	397.88	1.0019	0.77	0.19%
52	11/02/2003	2026 - 5	400.36	0.49%	397.87	1.0063	2.49	0.63%
53	11/02/2003	2424 - 5	401.53	0.50%	397.87	1.0092	3.66	0.92%
54	11/03/2003	2740 - 5	400.55	0.49%	397.87	1.0067	2.68	0.67%
55	11/03/2003	1985 - 5	401.42	0.49%	397.87	1.0089	3.55	0.89%
56	11/11/2003	1985 - 6	396.90	0.50%	397.87	0.9975	-0.98	-0.25%
57	11/11/2003	1985 - 7	396.90	0.50%	397.87	0.9975	-0.98	-0.25%

Statistical outliers are in bold *, and are not included in graphs and tables.

Mean:	-0.513	-0.13%
Std. Deviation:	2.157	0.54%

Pu Mass DATA
Calendar Year 2003

LLNL : Calex 1

#	Date Measured	Instr. ID	Measured Mass	Uncert. 1 STD	Accepted Mass	Ratio M/A	Grams Error	Percent Error
1	01/13/2003	1 - 30	396.69	0.17%	397.90	0.9970	-1.21	-0.30%
2	02/10/2003	1 - 18	397.27	0.11%	397.90	0.9984	-0.63	-0.16%
3	01/16/2003	2 - 18	398.17	0.12%	397.90	1.0007	0.27	0.07%
4	01/31/2003	2 - 33	399.38	0.13%	397.90	1.0037	1.48	0.37%
5	03/04/2003	2 - 18	398.64	0.13%	397.90	1.0019	0.74	0.19%
6	01/09/2003	3a - 18	398.75	0.13%	397.90	1.0021	0.85	0.21%
7	01/14/2003	3a - 18	398.95	0.12%	397.90	1.0026	1.04	0.26%
8	01/14/2003	3a - 30	397.78	0.18%	397.90	0.9997	-0.12	-0.03%
9	01/29/2003	3a - 33	399.73	0.14%	397.90	1.0046	1.83	0.46%
10	02/12/2003	3a - 30	399.30	0.20%	397.90	1.0035	1.40	0.35%
11	03/04/2003	3a - 18	398.79	0.11%	397.90	1.0022	0.89	0.22%
12	04/15/2003	1 - 18	399.45	0.12%	397.89	1.0039	1.56	0.39%
13	04/15/2003	1 - 18	399.45	0.12%	397.89	1.0039	1.56	0.39%
14	05/15/2003	1 - 32	399.38	0.10%	397.89	1.0037	1.48	0.37%
15	05/15/2003	1 - 30	397.39	0.20%	397.89	0.9987	-0.50	-0.13%
16	06/04/2003	1 - 33	399.22	0.12%	397.89	1.0033	1.33	0.33%
17	06/04/2003	1 - 32	398.95	0.10%	397.89	1.0027	1.06	0.27%
18	04/01/2003	3A - 30	399.14	0.20%	397.90	1.0031	1.25	0.31%
19	04/01/2003	3A - 32	399.65	0.11%	397.89	1.0044	1.76	0.44%
20	04/03/2003	3A - 30	398.37	0.20%	397.89	1.0012	0.47	0.12%
21	05/09/2003	3A - 33	399.92	0.19%	397.89	1.0051	2.03	0.51%
22	06/06/2003	3A - 33	399.53	0.11%	397.88	1.0041	1.65	0.41%
23	06/06/2003	3A - 30	397.47	0.17%	397.89	0.9989	-0.42	-0.11%
24	06/06/2003	3A - 18	398.95	0.10%	397.89	1.0027	1.06	0.27%
Mean:							0.868	0.22%
Std. Deviation:							0.878	0.22%

Statistical outliers are in bold *, and are not included in graphs and tables.

Pu Mass DATA
Calendar Year 2003

LLNL : Calex 2

#	Date Measured	Instr. ID	Measured Mass	Uncert. 1 STD	Accepted Mass	Ratio M/A	Grams Error	Percent Error
1	01/06/2003	3A - 30	1790.26	0.12%	1742.33	1.0275	47.93	2.75%
2	03/11/2003	2 - 30	1788.41	0.10%	1742.17	1.0265	46.23	2.65%
3	03/11/2003	2 - 30	1788.41	0.37%	1742.17	1.0265	46.23	2.65%
4	04/03/2003	3A - 29	1791.42	0.10%	1742.09	1.0283	49.33	2.83%
Mean:							47.431	2.72%
Std. Deviation:							1.498	0.09%

Statistical outliers are in bold *, and are not included in graphs and tables.

Pu Mass DATA
Calendar Year 2003

SRS : Calex 1

#	Date Measured	Instr. ID	Measured Mass	Uncert. 1 STD	Accepted Mass	Ratio M/A	Grams Error	Percent Error
1	01/19/2003	1 - 143-	400.23	0.04%	397.90	1.0058	2.33	0.58%
2	01/19/2003	1 - 143-	401.24	0.04%	397.90	1.0084	3.34	0.84%
3	01/20/2003	1 - 143-	397.25	0.04%	397.90	0.9984	-0.66	-0.16%
4	01/21/2003	1 - 143-	401.14	0.04%	397.90	1.0081	3.24	0.81%
5	01/21/2003	1 - 143-	399.93	0.04%	397.90	1.0051	2.03	0.51%
6	01/30/2003	1 - 143-	392.93	0.04%	397.90	0.9875	-4.97	-1.25%
7	01/30/2003	1 - 143-	395.45	0.04%	397.90	0.9938	-2.45	-0.62%
8	01/30/2003	1 - 143-	391.61	0.04%	397.90	0.9842	-6.30	-1.58%
9	01/30/2003	1 - 143-	393.23	0.04%	397.90	0.9882	-4.68	-1.18%
10	01/30/2003	1 - 143-	393.12	0.04%	397.90	0.9880	-4.78	-1.20%
11	01/30/2003	1 - 143-	392.87	0.04%	397.90	0.9874	-5.03	-1.26%
12	01/31/2003	1 - 143-	394.23	0.04%	397.90	0.9908	-3.68	-0.92%
13	01/31/2003	1 - 143-	392.69	0.04%	397.90	0.9869	-5.21	-1.31%
14	02/01/2003	1 - 143-	394.52	0.04%	397.90	0.9915	-3.38	-0.85%
15	02/01/2003	1 - 143-	394.89	0.04%	397.90	0.9924	-3.01	-0.76%
16	02/02/2003	1 - 143-	397.08	0.06%	397.90	0.9979	-0.82	-0.21%
17	02/02/2003	1 - 143-	395.04	0.06%	397.90	0.9928	-2.86	-0.72%
18	02/03/2003	1 - 143-	394.93	0.06%	397.90	0.9925	-2.97	-0.75%
19	02/03/2003	1 - 143-	392.26	0.06%	397.90	0.9858	-5.64	-1.42%
20	02/04/2003	1 - 143-	393.90	0.06%	397.90	0.9900	-3.99	-1.00%
21	02/04/2003	1 - 143-	392.56	0.06%	397.90	0.9866	-5.34	-1.34%
22	02/10/2003	1 - 143-	395.21	0.05%	397.90	0.9932	-2.69	-0.68%
23	02/10/2003	1 - 143-	395.45	0.05%	397.90	0.9938	-2.45	-0.62%
24	02/11/2003	1 - 143-	393.12	0.05%	397.90	0.9880	-4.78	-1.20%
25	02/12/2003	1 - 143-	400.03	0.03%	397.90	1.0053	2.13	0.53%
26	02/12/2003	1 - 143-	393.06	0.05%	397.90	0.9878	-4.84	-1.22%
27	02/13/2003	1 - 143-	401.05	0.03%	397.90	1.0079	3.15	0.79%
28	02/13/2003	1 - 143-	400.34	0.03%	397.90	1.0061	2.44	0.61%
29	02/13/2003	1 - 143-	400.41	0.03%	397.90	1.0063	2.51	0.63%
30	02/14/2003	1 - 143-	401.47	0.03%	397.90	1.0090	3.57	0.90%
31	02/14/2003	1 - 143-	400.38	0.03%	397.90	1.0062	2.48	0.62%
32	02/19/2003	1 - 143-	393.29	0.01%	397.90	0.9884	-4.61	-1.16%
33	02/19/2003	1 - 143-	394.91	0.01%	397.90	0.9925	-2.99	-0.75%
34	02/20/2003	1 - 143-	394.04	0.01%	397.90	0.9903	-3.85	-0.97%
35	02/21/2003	1 - 143-	394.33	0.01%	397.90	0.9910	-3.56	-0.90%
36	02/21/2003	1 - 143-	396.78	0.01%	397.90	0.9972	-1.12	-0.28%
37	02/21/2003	1 - 143-	395.23	0.01%	397.90	0.9933	-2.67	-0.67%
38	02/21/2003	1 - 143-	395.60	0.01%	397.90	0.9942	-2.30	-0.58%
39	02/21/2003	1 - 143-	394.65	0.01%	397.90	0.9918	-3.24	-0.82%
40	02/22/2003	1 - 143-	395.44	0.00%	397.90	0.9938	-2.46	-0.62%
41	02/23/2003	1 - 143-	395.89	0.00%	397.90	0.9950	-2.00	-0.50%
42	02/23/2003	1 - 143-	395.28	0.00%	397.90	0.9934	-2.61	-0.66%
43	02/23/2003	1 - 143-	396.63	0.00%	397.90	0.9968	-1.27	-0.32%
44	02/24/2003	1 - 143-	395.76	0.00%	397.90	0.9946	-2.14	-0.54%
45	02/27/2003	1 - 143-	391.99	0.04%	397.90	0.9852	-5.91	-1.48%
46	02/27/2003	1 - 143-	391.99	0.04%	397.90	0.9852	-5.91	-1.48%
47	02/27/2003	1 - 143-	390.34	0.04%	397.90	0.9810	-7.56	-1.90%
48	02/27/2003	1 - 143-	390.34	0.04%	397.90	0.9810	-7.56	-1.90%

Pu Mass DATA
Calendar Year 2003

SRS : Calex 1

#	Date Measured	Instr. ID	Measured Mass	Uncert. 1 STD	Accepted Mass	Ratio M/A	Grams Error	Percent Error
49	02/28/2003	1 - 143-	393.47	0.04%	397.90	0.9889	-4.43	-1.11%
50	02/28/2003	1 - 143-	393.47	0.04%	397.90	0.9889	-4.43	-1.11%
51	03/01/2003	1 - 143-	393.72	0.04%	397.90	0.9895	-4.18	-1.05%
52	03/01/2003	1 - 143-	393.72	0.04%	397.90	0.9895	-4.18	-1.05%
53	03/01/2003	1 - 143-	392.29	0.04%	397.90	0.9859	-5.60	-1.41%
54	03/01/2003	1 - 143-	392.29	0.04%	397.90	0.9859	-5.60	-1.41%
55	03/10/2003	1 - 143-	393.21	0.04%	397.90	0.9882	-4.69	-1.18%
56	03/12/2003	1 - 143-	391.10	0.03%	397.90	0.9829	-6.80	-1.71%
57	03/12/2003	1 - 143-	391.87	0.04%	397.89	0.9848	-6.03	-1.52%
58	03/12/2003	1 - 143-	395.04	0.04%	397.89	0.9928	-2.85	-0.72%
59	03/12/2003	1 - 143-	394.26	0.03%	397.90	0.9909	-3.63	-0.91%
60	03/21/2003	1 - 143-	387.21	0.07%	397.90	0.9731	-10.69	-2.69%
61	03/22/2003	1 - 143-	387.55	0.07%	397.90	0.9740	-10.35	-2.60%
62	03/23/2003	1 - 143-	385.61	0.06%	397.90	0.9691	-12.29	-3.09%
63	03/23/2003	1 - 143-	389.04	0.07%	397.89	0.9777	-8.86	-2.23%
64	03/23/2003	1 - 143-	391.70	0.07%	397.89	0.9844	-6.20	-1.56%
65	03/23/2003	1 - 143-	388.25	0.06%	397.90	0.9757	-9.65	-2.43%
66	03/24/2003	1 - 143-	386.35	0.06%	397.89	0.9710	-11.55	-2.90%
67	03/24/2003	1 - 143-	387.58	0.06%	397.89	0.9741	-10.32	-2.59%
68	05/05/2003	1 - 143-	404.63	0.05%	397.89	1.0169	6.74	1.69%
69	05/06/2003	1 - 143-	403.59	0.05%	397.89	1.0143	5.70	1.43%
70	05/06/2003	1 - 143-	404.31	0.05%	397.89	1.0161	6.42	1.61%
71	05/06/2003	1 - 143-	405.13	0.05%	397.89	1.0182	7.24	1.82%
72	05/06/2003	1 - 143-	405.51	0.05%	397.89	1.0192	7.62	1.92%
73	05/06/2003	1 - 143-	403.50	0.05%	397.89	1.0141	5.61	1.41%
74	05/06/2003	1 - 143-	403.54	0.05%	397.89	1.0142	5.65	1.42%
75	05/06/2003	1 - 143-	404.85	0.05%	397.89	1.0175	6.96	1.75%
76	05/06/2003	1 - 143-	403.56	0.05%	397.89	1.0142	5.67	1.42%
77	05/06/2003	1 - 143-	403.97	0.05%	397.89	1.0153	6.08	1.53%
78	05/06/2003	1 - 143-	404.12	0.05%	397.89	1.0157	6.23	1.57%
79	05/06/2003	1 - 143-	404.55	0.05%	397.89	1.0167	6.66	1.67%
80	05/08/2003	1 - 143-	398.75	0.07%	397.89	1.0022	0.86	0.22%
81	05/10/2003	1 - 143-	397.18	0.07%	397.89	0.9982	-0.71	-0.18%
82	05/10/2003	1 - 143-	396.02	0.07%	397.89	0.9953	-1.87	-0.47%
83	05/18/2003	1 - 143-	395.50	0.05%	397.89	0.9940	-2.39	-0.60%
84	05/18/2003	1 - 143-	394.43	0.05%	397.89	0.9913	-3.46	-0.87%
85	05/19/2003	1 - 143-	394.15	0.05%	397.89	0.9906	-3.74	-0.94%
86	05/20/2003	1 - 143-	393.68	0.05%	397.89	0.9894	-4.21	-1.06%
87	05/20/2003	1 - 143-	395.47	0.05%	397.89	0.9939	-2.41	-0.61%
88	05/20/2003	1 - 143-	394.12	0.05%	397.89	0.9905	-3.76	-0.95%
89	05/23/2003	1 - 143-	396.31	0.07%	397.89	0.9960	-1.58	-0.40%
90	05/23/2003	1 - 143-	395.34	0.07%	397.89	0.9936	-2.56	-0.64%
91	05/24/2003	1 - 143-	394.58	0.07%	397.89	0.9917	-3.31	-0.83%
92	05/25/2003	1 - 143-	396.60	0.07%	397.89	0.9968	-1.28	-0.32%
93	05/25/2003	1 - 143-	398.68	0.04%	397.89	1.0020	0.79	0.20%
94	05/26/2003	1 - 143-	395.19	0.04%	397.89	0.9932	-2.70	-0.68%
95	05/26/2003	1 - 143-	397.62	0.04%	397.89	0.9993	-0.26	-0.07%
96	05/26/2003	1 - 143-	397.75	0.04%	397.89	0.9996	-0.14	-0.04%

Pu Mass DATA
Calendar Year 2003

SRS : Calex 1

#	Date Measured	Instr. ID	Measured Mass	Uncert. 1 STD	Accepted Mass	Ratio M/A	Grams Error	Percent Error
97	05/31/2003	1 - 143-	392.43	0.07%	397.89	0.9863	-5.46	-1.37%
98	05/31/2003	1 - 143-	391.34	0.07%	397.89	0.9835	-6.55	-1.65%
99	05/31/2003	1 - 143-	391.28	0.07%	397.89	0.9834	-6.61	-1.66%
100	05/31/2003	1 - 143-	391.46	0.07%	397.89	0.9838	-6.43	-1.62%
101	05/31/2003	1 - 143-	391.73	0.07%	397.89	0.9845	-6.16	-1.55%
102	05/31/2003	1 - 143-	392.42	0.07%	397.89	0.9862	-5.47	-1.38%
103	05/31/2003	1 - 143-	391.52	0.07%	397.89	0.9840	-6.37	-1.60%
104	05/31/2003	1 - 143-	393.64	0.07%	397.89	0.9893	-4.25	-1.07%
105	05/31/2003	1 - 143-	391.00	0.07%	397.89	0.9827	-6.89	-1.73%
106	06/01/2003	1 - 143-	398.14	0.05%	397.89	1.0006	0.25	0.06%
107	06/01/2003	1 - 143-	393.00	0.07%	397.89	0.9877	-4.89	-1.23%
108	06/02/2003	1 - 143-	396.89	0.05%	397.89	0.9975	-1.00	-0.25%
109	06/02/2003	1 - 143-	391.76	0.07%	397.89	0.9846	-6.12	-1.54%
110	06/02/2003	1 - 143-	398.59	0.05%	397.89	1.0018	0.70	0.18%
111	06/02/2003	1 - 143-	393.44	0.07%	397.89	0.9888	-4.44	-1.12%
112	06/02/2003	1 - 143-	391.79	0.07%	397.89	0.9847	-6.09	-1.53%
113	06/02/2003	1 - 143-	396.92	0.05%	397.89	0.9976	-0.97	-0.24%
114	06/07/2003	1 - 143-	402.17	0.07%	397.89	1.0108	4.28	1.08%
115	06/08/2003	1 - 143-	401.44	0.07%	397.89	1.0089	3.55	0.89%
116	06/08/2003	1 - 143-	402.66	0.07%	397.89	1.0120	4.77	1.20%
117	06/09/2003	1 - 143-	403.24	0.07%	397.89	1.0135	5.36	1.35%
118	06/09/2003	1 - 143-	401.13	0.07%	397.89	1.0082	3.24	0.82%
119	06/13/2003	1 - 143-	392.66	0.05%	397.89	0.9868	-5.23	-1.32%
120	06/13/2003	1 - 143-	391.79	0.05%	397.89	0.9847	-6.10	-1.53%
121	06/14/2003	1 - 143-	392.35	0.05%	397.89	0.9861	-5.54	-1.39%
122	06/15/2003	1 - 143-	393.21	0.05%	397.88	0.9882	-4.68	-1.18%
123	06/15/2003	1 - 143-	392.70	0.05%	397.88	0.9870	-5.18	-1.30%
124	06/15/2003	1 - 143-	391.50	0.05%	397.88	0.9840	-6.39	-1.60%
125	06/16/2003	1 - 143-	402.13	0.04%	397.89	1.0107	4.24	1.07%
126	06/19/2003	1 - 143-	397.89	0.04%	397.88	1.0000	0.00	0.00%
127	06/19/2003	1 - 143-	398.68	0.02%	397.89	1.0020	0.79	0.20%
128	06/19/2003	1 - 143-	397.47	0.04%	397.88	0.9990	-0.41	-0.10%
129	06/19/2003	1 - 143-	398.26	0.02%	397.89	1.0009	0.37	0.09%
130	06/20/2003	1 - 143-	398.56	0.02%	397.89	1.0017	0.67	0.17%
131	06/20/2003	1 - 143-	398.49	0.02%	397.89	1.0015	0.61	0.15%
132	06/27/2003	1 - 143-	399.70	0.04%	397.89	1.0046	1.81	0.46%
133	07/01/2003	1 - 143-	397.18	0.07%	397.89	0.9982	-0.71	-0.18%
134	07/01/2003	1 - 143-	398.30	0.07%	397.89	1.0010	0.42	0.10%
135	07/01/2003	1 - 143-	400.85	0.07%	397.89	1.0074	2.96	0.74%
136	07/02/2003	1 - 143-	400.02	0.07%	397.88	1.0054	2.13	0.54%
137	07/10/2003	1 - 143-	400.81	0.04%	397.89	1.0074	2.92	0.74%
138	07/11/2003	1 - 143-	401.90	0.04%	397.88	1.0101	4.01	1.01%
139	07/11/2003	1 - 143-	401.19	0.04%	397.88	1.0083	3.30	0.83%
140	07/12/2003	1 - 143-	399.04	0.04%	397.88	1.0029	1.15	0.29%
141	07/13/2003	1 - 143-	403.04	0.05%	397.89	1.0130	5.15	1.30%
142	07/13/2003	1 - 143-	405.66	0.05%	397.89	1.0195	7.77	1.95%
143	07/13/2003	1 - 143-	406.22	0.05%	397.89	1.0209	8.33	2.09%
144	07/13/2003	1 - 143-	404.24	0.05%	397.89	1.0160	6.35	1.60%

Pu Mass DATA

Calendar Year 2003

23

SRS : Calex 1

#	Date Measured	Instr. ID	Measured Mass	Uncert. 1 STD	Accepted Mass	Ratio M/A	Grams Error	Percent Error
145	07/13/2003	1 - 143-	404.41	0.05%	397.89	1.0164	6.52	1.64%
146	07/16/2003	1 - 143-	398.55	0.05%	397.88	1.0017	0.67	0.17%
147	07/16/2003	1 - 143-	399.59	0.05%	397.88	1.0043	1.71	0.43%
148	07/17/2003	1 - 143-	399.72	0.05%	397.88	1.0046	1.83	0.46%
149	07/17/2003	1 - 143-	401.06	0.05%	397.88	1.0080	3.18	0.80%
150	07/20/2003	1 - 143-	399.04	0.06%	397.89	1.0029	1.15	0.29%
151	07/20/2003	1 - 143-	399.07	0.08%	397.89	1.0030	1.19	0.30%
152	07/20/2003	1 - 143-	399.25	0.06%	397.89	1.0034	1.37	0.34%
153	07/20/2003	1 - 143-	399.29	0.08%	397.89	1.0035	1.40	0.35%
154	07/20/2003	1 - 143-	399.66	0.08%	397.89	1.0045	1.78	0.45%
155	07/20/2003	1 - 143-	399.63	0.06%	397.89	1.0044	1.74	0.44%
156	07/20/2003	1 - 143-	400.35	0.06%	397.89	1.0062	2.46	0.62%
157	07/20/2003	1 - 143-	400.38	0.08%	397.89	1.0063	2.50	0.63%
158	07/26/2003	1 - 143-	399.32	0.04%	397.88	1.0036	1.44	0.36%
159	07/26/2003	1 - 143-	398.99	0.04%	397.88	1.0028	1.11	0.28%
160	07/26/2003	1 - 143-	397.91	0.04%	397.88	1.0001	0.02	0.01%
161	07/26/2003	1 - 143-	399.04	0.04%	397.88	1.0029	1.15	0.29%
162	07/27/2003	1 - 143-	398.25	0.04%	397.88	1.0009	0.36	0.09%
163	07/27/2003	1 - 143-	398.60	0.04%	397.88	1.0018	0.72	0.18%
164	07/28/2003	1 - 143-	397.27	0.04%	397.88	0.9985	-0.61	-0.15%
165	07/28/2003	1 - 143-	397.77	0.04%	397.88	0.9997	-0.11	-0.03%
166	08/20/2003	1 - 143-	401.81	0.03%	397.88	1.0099	3.92	0.99%
167	08/21/2003	1 - 143-	401.84	0.03%	397.88	1.0099	3.96	0.99%
168	08/23/2003	1 - 143-	402.13	0.03%	397.88	1.0107	4.25	1.07%
169	08/23/2003	1 - 143-	403.19	0.03%	397.88	1.0133	5.31	1.33%
170	08/24/2003	1 - 143-	400.83	0.03%	397.88	1.0074	2.95	0.74%
171	08/24/2003	1 - 143-	403.36	0.03%	397.88	1.0138	5.48	1.38%
172	08/26/2003	1 - 143-	399.72	0.04%	397.88	1.0046	1.84	0.46%
173	08/27/2003	1 - 143-	397.69	0.04%	397.88	0.9995	-0.19	-0.05%
174	08/27/2003	1 - 143-	399.80	0.04%	397.88	1.0048	1.92	0.48%
175	09/01/2003	1 - 143-	399.65	0.07%	397.88	1.0044	1.77	0.44%
176	09/01/2003	1 - 143-	401.09	0.07%	397.88	1.0081	3.21	0.81%
177	09/02/2003	1 - 143-	396.67	0.07%	397.88	0.9970	-1.21	-0.30%
178	09/04/2003	1 - 143-	401.48	0.05%	397.88	1.0090	3.60	0.90%
179	09/08/2003	1 - 143-	395.99	0.04%	397.88	0.9952	-1.89	-0.48%
180	09/09/2003	1 - 143-	396.33	0.04%	397.88	0.9961	-1.55	-0.39%
181	09/08/2003	1 - 143-	395.49	0.04%	397.88	0.9940	-2.39	-0.60%
182	09/09/2003	1 - 143-	394.85	0.04%	397.88	0.9924	-3.03	-0.76%
183	09/09/2003	1 - 143-	397.12	0.04%	397.88	0.9981	-0.76	-0.19%
184	09/09/2003	1 - 143-	394.88	0.04%	397.88	0.9925	-3.00	-0.75%
185	09/09/2003	1 - 143-	397.88	0.04%	397.88	1.0000	0.01	0.00%
186	09/09/2003	1 - 143-	395.80	0.04%	397.88	0.9948	-2.08	-0.52%
187	09/09/2003	1 - 143-	395.15	0.04%	397.88	0.9932	-2.72	-0.68%
188	09/09/2003	1 - 143-	396.34	0.04%	397.88	0.9961	-1.53	-0.39%
189	09/09/2003	1 - 143-	395.51	0.04%	397.88	0.9940	-2.37	-0.60%
190	09/09/2003	1 - 143-	394.86	0.04%	397.88	0.9924	-3.02	-0.76%
191	09/09/2003	1 - 143-	397.14	0.04%	397.88	0.9981	-0.74	-0.19%
192	09/09/2003	1 - 143-	394.89	0.04%	397.88	0.9925	-2.98	-0.75%

Pu Mass DATA
Calendar Year 2003

SRS : Calex 1

#	Date Measured	Instr. ID	Measured Mass	Uncert. 1 STD	Accepted Mass	Ratio M/A	Grams Error	Percent Error	
193	09/09/2003	1 - 143-	397.90	0.04%	397.88	1.0001	0.02	0.01%	
194	09/09/2003	1 - 143-	395.82	0.04%	397.88	0.9948	-2.06	-0.52%	
195	09/09/2003	1 - 143-	395.17	0.04%	397.88	0.9932	-2.71	-0.68%	
196	10/15/2003	1 - 143-	396.40	0.05%	397.88	0.9963	-1.47	-0.37%	
197	10/15/2003	1 - 143-	395.15	0.05%	397.88	0.9932	-2.73	-0.68%	
198	10/15/2003	1 - 143-	396.42	0.05%	397.88	0.9963	-1.46	-0.37%	
199	10/15/2003	1 - 143-	396.40	0.05%	397.88	0.9963	-1.47	-0.37%	
200	10/16/2003	1 - 143-	396.08	0.05%	397.87	0.9955	-1.80	-0.45%	
201	10/17/2003	1 - 143-	394.75	0.05%	397.87	0.9922	-3.12	-0.78%	
202	11/18/2003	1 - 143-	402.97	0.05%	397.87	1.0128	5.10	1.28%	
203	11/19/2003	1 - 143-	398.03	0.05%	397.87	1.0004	0.16	0.04%	
204	11/19/2003	1 - 143-	403.85	0.05%	397.87	1.0150	5.98	1.50%	
205	11/19/2003	1 - 143-	398.17	0.05%	397.87	1.0008	0.30	0.08%	
206	11/19/2003	1 - 143-	404.00	0.05%	397.87	1.0154	6.13	1.54%	
207	11/19/2003	1 - 143-	402.20	0.05%	397.87	1.0109	4.33	1.09%	
208	11/19/2003	1 - 143-	396.40	0.05%	397.87	0.9963	-1.47	-0.37%	
209	11/19/2003	1 - 143-	396.45	0.05%	397.87	0.9964	-1.42	-0.36%	
210	11/19/2003	1 - 143-	402.25	0.05%	397.87	1.0110	4.38	1.10%	
211	11/19/2003	1 - 143-	403.30	0.05%	397.87	1.0136	5.43	1.36%	
212	11/19/2003	1 - 143-	397.49	0.05%	397.87	0.9990	-0.38	-0.10%	
213	11/19/2003	1 - 143-	402.55	0.05%	397.87	1.0117	4.67	1.17%	
214	11/19/2003	1 - 143-	396.74	0.05%	397.87	0.9972	-1.13	-0.28%	
215	11/19/2003	1 - 143-	397.58	0.05%	397.87	0.9993	-0.29	-0.07%	
216	11/19/2003	1 - 143-	403.40	0.05%	397.87	1.0139	5.52	1.39%	
217	11/20/2003	1 - 143-	396.64	0.05%	397.87	0.9969	-1.24	-0.31%	
218	11/20/2003	1 - 143-	402.44	0.05%	397.87	1.0115	4.57	1.15%	
219	11/21/2003	1 - 143-	397.46	0.05%	397.87	0.9990	-0.41	-0.10%	
220	12/13/2003	1 - 143-	392.86	0.07%	397.87	0.9874	-5.01	-1.26%	
221	12/14/2003	1 - 143-	392.72	0.07%	397.87	0.9871	-5.15	-1.29%	
222	12/14/2003	1 - 143-	392.68	0.07%	397.87	0.9869	-5.19	-1.31%	
							Mean:	-0.865	-0.22%
							Std. Deviation:	4.208	1.06%

Statistical outliers are in bold *, and are not included in graphs and tables.

G. POWER MEASUREMENTS TABLES AND GRAPHS

RESULTS OF ANALYSIS OF POWER DATA

1st QUARTER 2003 Calex 1

	HANFORD	LLNL	SRS
Mean Error (mW)	-0.114	0.727	-2.467
Standard Deviation (mW)	4.076	1.940	7.222
Uncertainty in the Mean (mW)	1.130	0.501	1.805
Mean Error (%)	-0.01%	0.07%	-0.24%
Standard Deviation (%)	0.40%	0.19%	0.71%
Uncertainty in the Mean (%)	0.11%	0.05%	0.18%
Number of Data Points	13	15	16
Number of Outliers	0	0	0

Difference from Last Quarter in:

Mean Error (mW)	0.911	1.164	7.089
Standard Deviation (mW)	0.314	-1.042	-3.425
Uncertainty in the Mean (mW)	0.125	-0.493	-0.944
Mean Error (%)	0.09%	0.11%	0.69%
Standard Deviation (%)	0.03%	-0.10%	-0.34%
Uncertainty in the Mean (%)	0.01%	-0.05%	-0.09%
Number of Data Points	-1	6	1

RESULTS OF ANALYSIS OF POWER DATA

2nd QUARTER 2003 Calex 1

	HANFORD	LLNL	SRS
Mean Error (mW)	-1.493	0.264	-0.772
Standard Deviation (mW)	4.121	2.318	8.435
Uncertainty in the Mean (mW)	1.303	0.699	1.886
Mean Error (%)	-0.15%	0.03%	-0.08%
Standard Deviation (%)	0.40%	0.23%	0.82%
Uncertainty in the Mean (%)	0.13%	0.07%	0.18%
Number of Data Points	10	11	20
Number of Outliers	0	0	0

Difference from Last Quarter in:

Mean Error (mW)	-1.379	-0.463	1.695
Standard Deviation (mW)	0.045	0.378	1.214
Uncertainty in the Mean (mW)	0.173	0.198	0.081
Mean Error (%)	-0.13%	-0.05%	0.17%
Standard Deviation (%)	0.00%	0.04%	0.12%
Uncertainty in the Mean (%)	0.02%	0.02%	0.01%
Number of Data Points	-3	-4	4

RESULTS OF ANALYSIS OF POWER DATA
3rd QUARTER 2003 Calex 1

	HANFORD	LLNL	SRS
Mean Error (mW)	-2.532	****	0.275
Standard Deviation (mW)	5.538	****	4.942
Uncertainty in the Mean (mW)	1.430	****	1.371
Mean Error (%)	-0.25%	****	0.03%
Standard Deviation (%)	0.54%	****	0.48%
Uncertainty in the Mean (%)	0.14%	****	0.13%
Number of Data Points	15	****	13
Number of Outliers	0	****	0
Difference from Last Quarter in:			
Mean Error (mW)	-1.039	****	1.046
Standard Deviation (mW)	1.417	****	-3.493
Uncertainty in the Mean (mW)	0.127	****	-0.515
Mean Error (%)	-0.10%	****	0.10%
Standard Deviation (%)	0.14%	****	-0.34%
Uncertainty in the Mean (%)	0.01%	****	-0.05%
Number of Data Points	5	-11	-7

RESULTS OF ANALYSIS OF POWER DATA
4th QUARTER 2003 Calex 1

	HANFORD	LLNL	SRS
Mean Error (mW)	-0.764	****	-8.234
Standard Deviation (mW)	4.517	****	10.673
Uncertainty in the Mean (mW)	1.506	****	5.337
Mean Error (%)	-0.07%	****	-0.80%
Standard Deviation (%)	0.44%	****	1.04%
Uncertainty in the Mean (%)	0.15%	****	0.52%
Number of Data Points	9	****	4
Number of Outliers	0	****	0
Difference from Last Quarter in:			
Mean Error (mW)	1.768	****	-8.509
Standard Deviation (mW)	-1.021	****	5.731
Uncertainty in the Mean (mW)	0.076	****	3.966
Mean Error (%)	0.17%	****	-0.83%
Standard Deviation (%)	-0.10%	****	0.56%
Uncertainty in the Mean (%)	0.01%	****	0.39%
Number of Data Points	-6	0	-9

RESULTS OF ANALYSIS OF POWER DATA
1st QUARTER 2003 Calex 2

	HANFORD	LLNL	SRS
Mean Error (mW)	****	2.396	****
Standard Deviation (mW)	****	16.126	****
Uncertainty in the Mean (mW)	****	6.095	****
Mean Error (%)	****	0.04%	****
Standard Deviation (%)	****	0.24%	****
Uncertainty in the Mean (%)	****	0.09%	****
Number of Data Points	****	7	****
Number of Outliers	****	0	****
Difference from Last Quarter in:			
Mean Error (mW)	****	5.537	****
Standard Deviation (mW)	****	2.787	****
Uncertainty in the Mean (mW)	****	0.649	****
Mean Error (%)	****	0.08%	****
Standard Deviation (%)	****	0.04%	****
Uncertainty in the Mean (%)	****	0.01%	****
Number of Data Points	0	1	0

RESULTS OF ANALYSIS OF POWER DATA
2nd QUARTER 2003 Calex 2

	HANFORD	LLNL	SRS
Mean Error (mW)	****	-21.21	****
Standard Deviation (mW)	****	25.194	****
Uncertainty in the Mean (mW)	****	14.546	****
Mean Error (%)	****	-0.31%	****
Standard Deviation (%)	****	0.37%	****
Uncertainty in the Mean (%)	****	0.21%	****
Number of Data Points	****	3	****
Number of Outliers	****	1	****
Difference from Last Quarter in:			
Mean Error (mW)	****	-23.60	****
Standard Deviation (mW)	****	9.067	****
Uncertainty in the Mean (mW)	****	8.450	****
Mean Error (%)	****	-0.35%	****
Standard Deviation (%)	****	0.13%	****
Uncertainty in the Mean (%)	****	0.12%	****
Number of Data Points	0	-4	0

RESULTS OF ANALYSIS OF POWER DATA

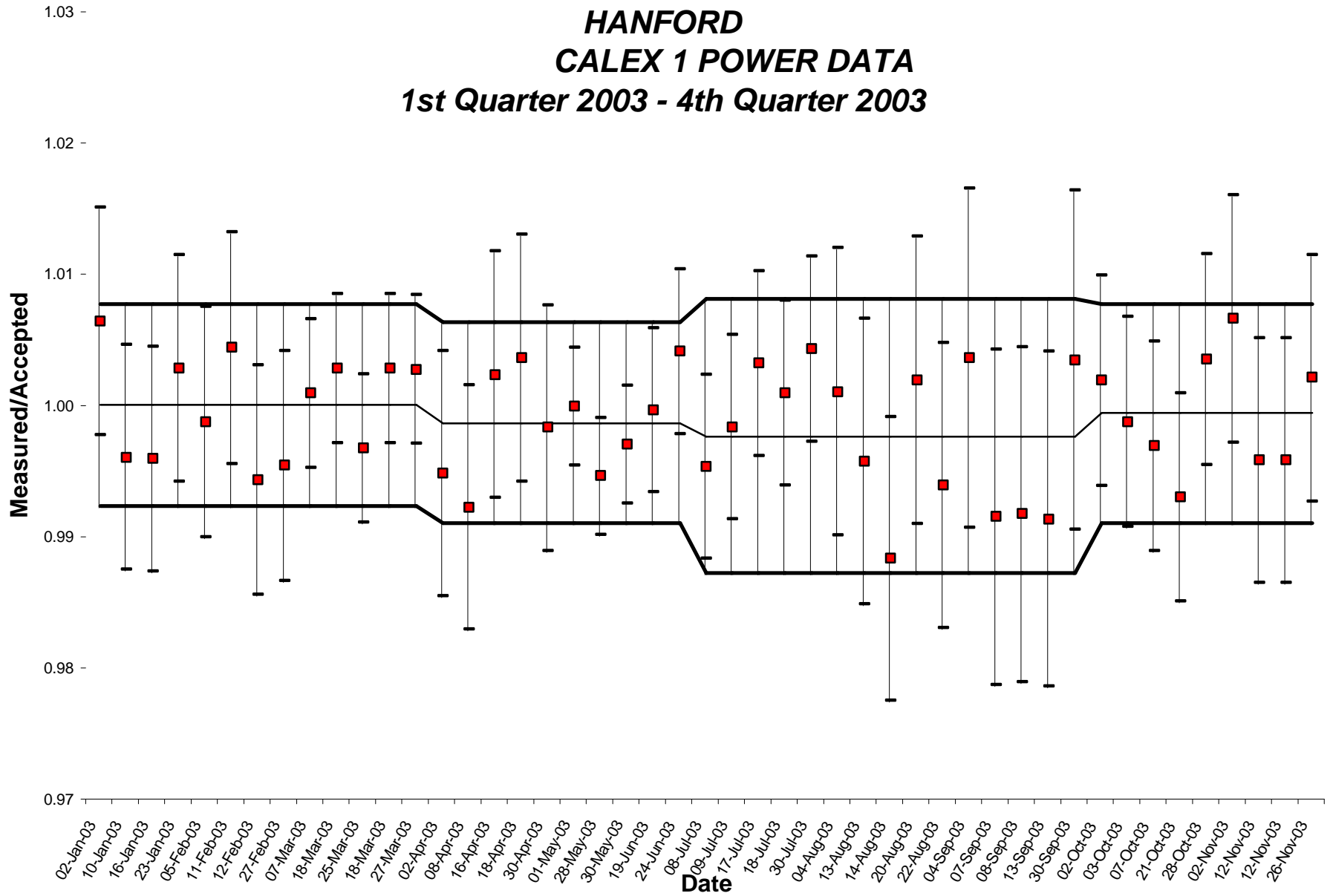
3rd QUARTER 2003 Calex 2

	HANFORD	LLNL	SRS
Mean Error (mW)	****	****	****
Standard Deviation (mW)	****	****	****
Uncertainty in the Mean (mW)	****	****	****
Mean Error (%)	****	****	****
Standard Deviation (%)	****	****	****
Uncertainty in the Mean (%)	****	****	****
Number of Data Points	****	****	****
Number of Outliers	****	****	****
Difference from Last Quarter in:			
Mean Error (mW)	****	****	****
Standard Deviation (mW)	****	****	****
Uncertainty in the Mean (mW)	****	****	****
Mean Error (%)	****	****	****
Standard Deviation (%)	****	****	****
Uncertainty in the Mean (%)	****	****	****
Number of Data Points	0	-3	0

RESULTS OF ANALYSIS OF POWER DATA 4th QUARTER 2003 Calex 2

	HANFORD	LLNL	SRS
Mean Error (mW)	****	****	****
Standard Deviation (mW)	****	****	****
Uncertainty in the Mean (mW)	****	****	****
Mean Error (%)	****	****	****
Standard Deviation (%)	****	****	****
Uncertainty in the Mean (%)	****	****	****
Number of Data Points	****	****	****
Number of Outliers	****	****	****
Difference from Last Quarter in:			
Mean Error (mW)	****	****	****
Standard Deviation (mW)	****	****	****
Uncertainty in the Mean (mW)	****	****	****
Mean Error (%)	****	****	****
Standard Deviation (%)	****	****	****
Uncertainty in the Mean (%)	****	****	****
Number of Data Points	0	0	0

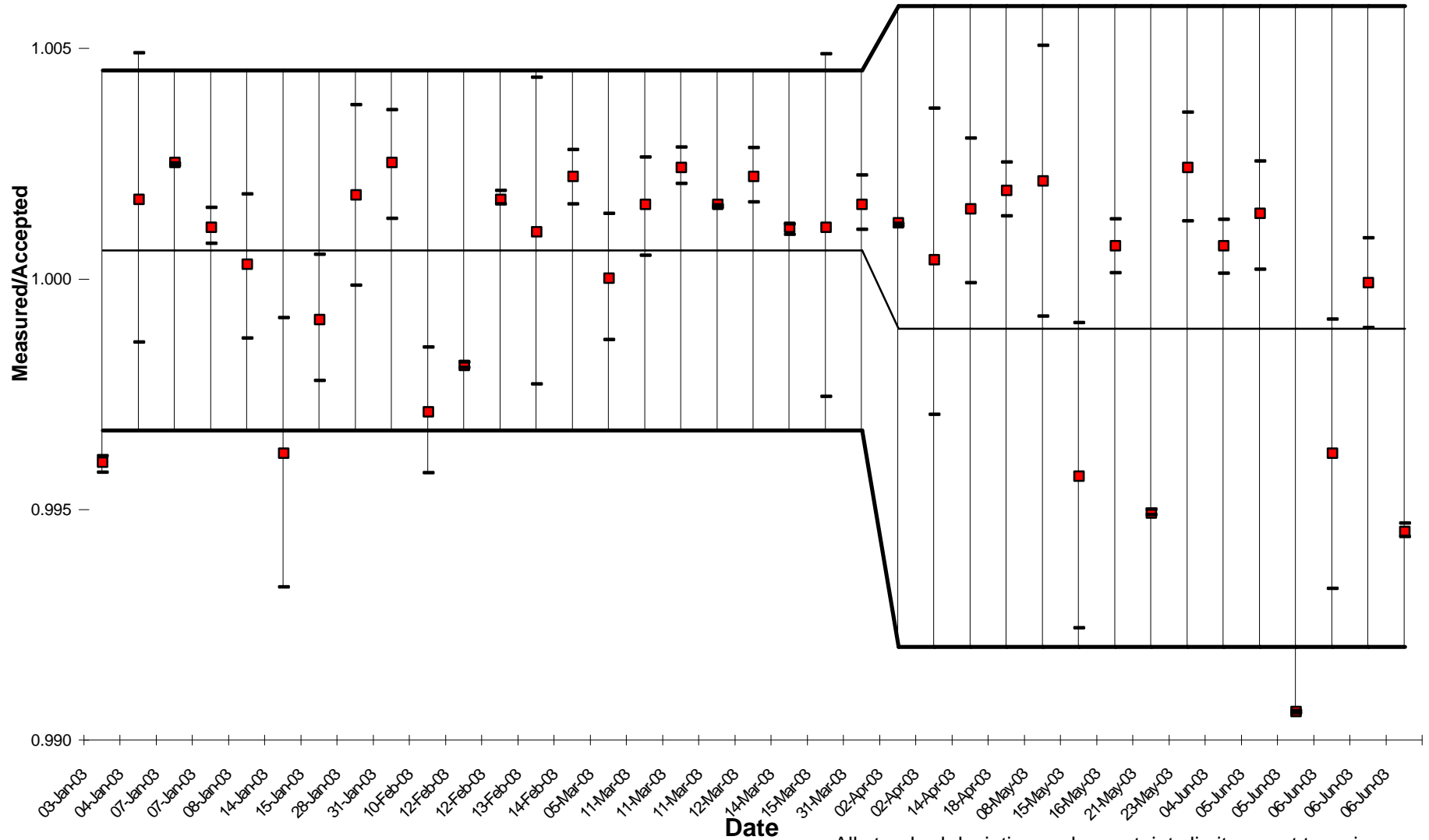
HANFORD CALEX 1 POWER DATA 1st Quarter 2003 - 4th Quarter 2003



All standard deviation and uncertainty limits are at two sigma.

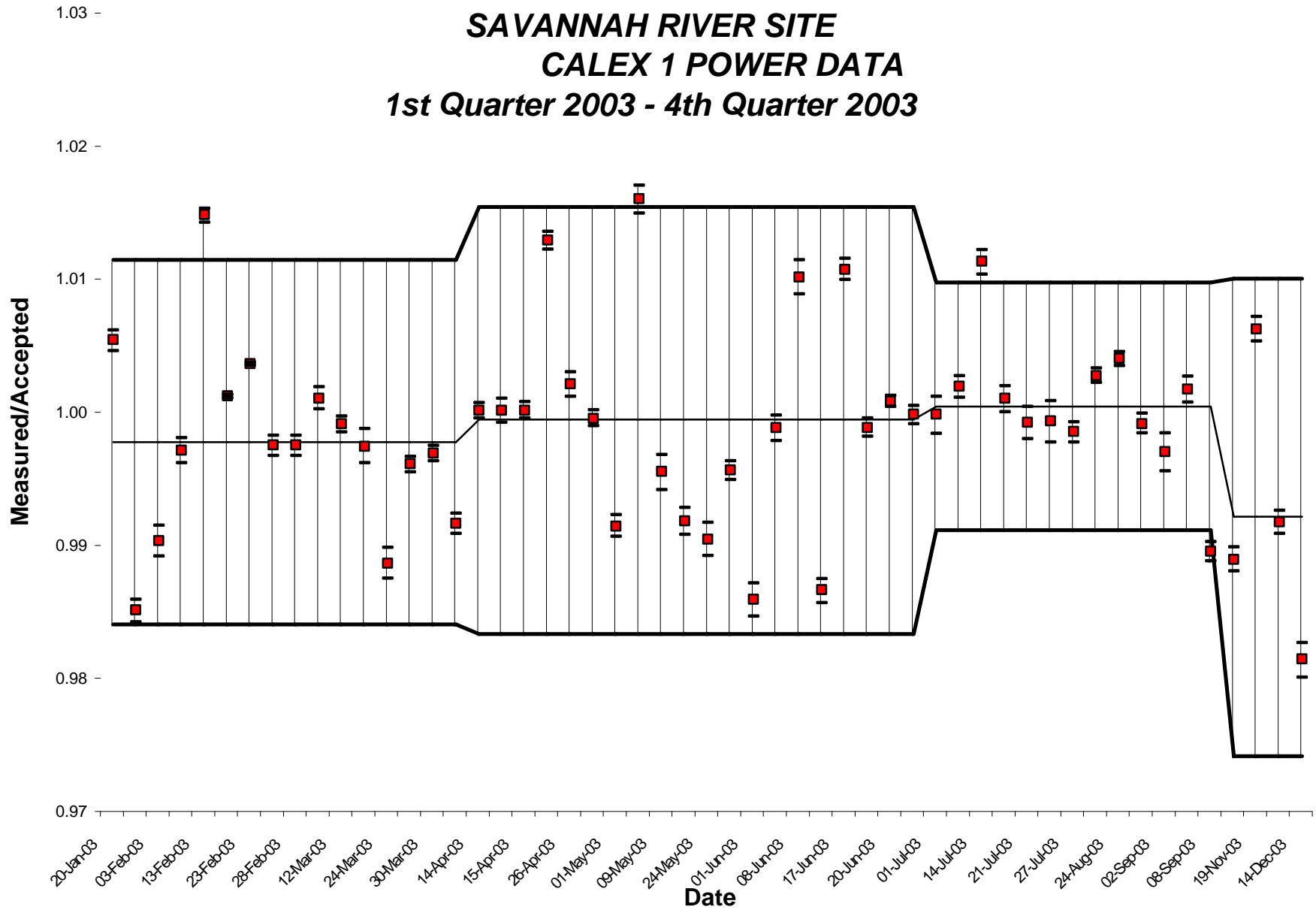
LAWRENCE LIVERMORE CALEX 1 POWER DATA 1st Quarter 2003 - 4th Quarter 2003

1.010 -



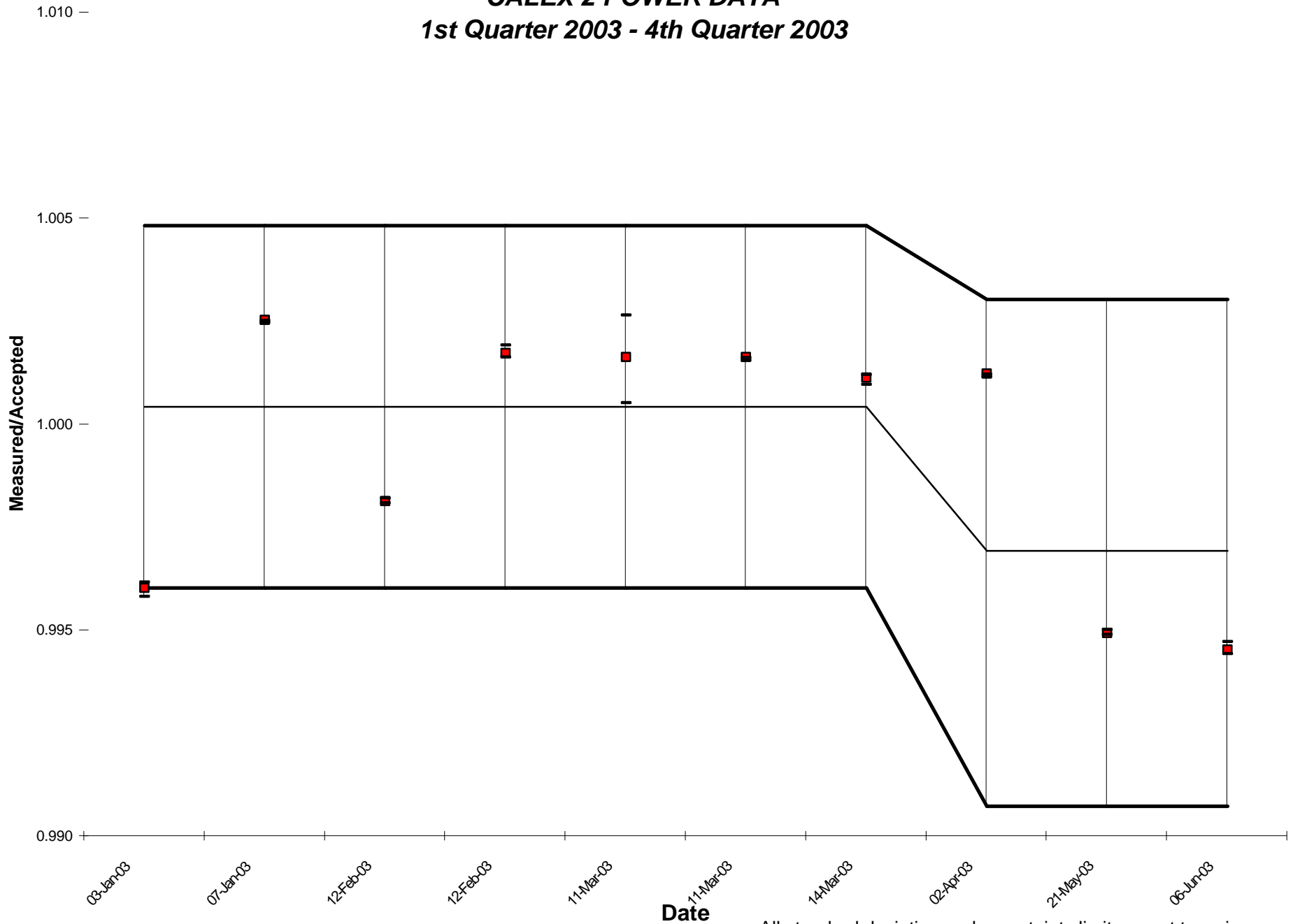
All standard deviation and uncertainty limits are at two-sigma.

SAVANNAH RIVER SITE CALEX 1 POWER DATA 1st Quarter 2003 - 4th Quarter 2003



All standard deviation and uncertainty limits are at two sigma.

LAWRENCE LIVERMORE CALEX 2 POWER DATA 1st Quarter 2003 - 4th Quarter 2003



All standard deviation and uncertainty limits are at two-sigma.

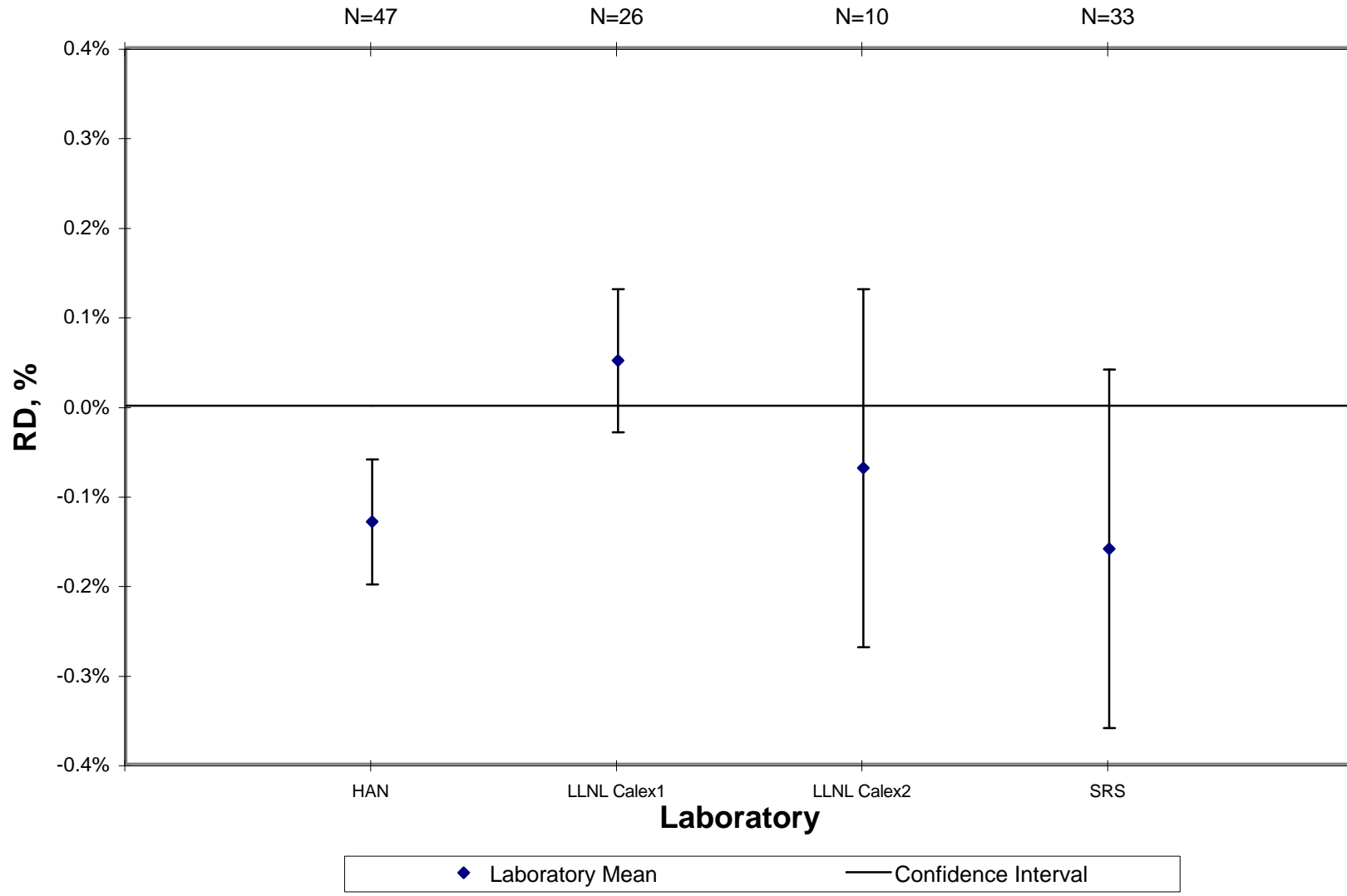
RESULTS OF ANALYSIS OF POWER DATA:Calex 1 2003

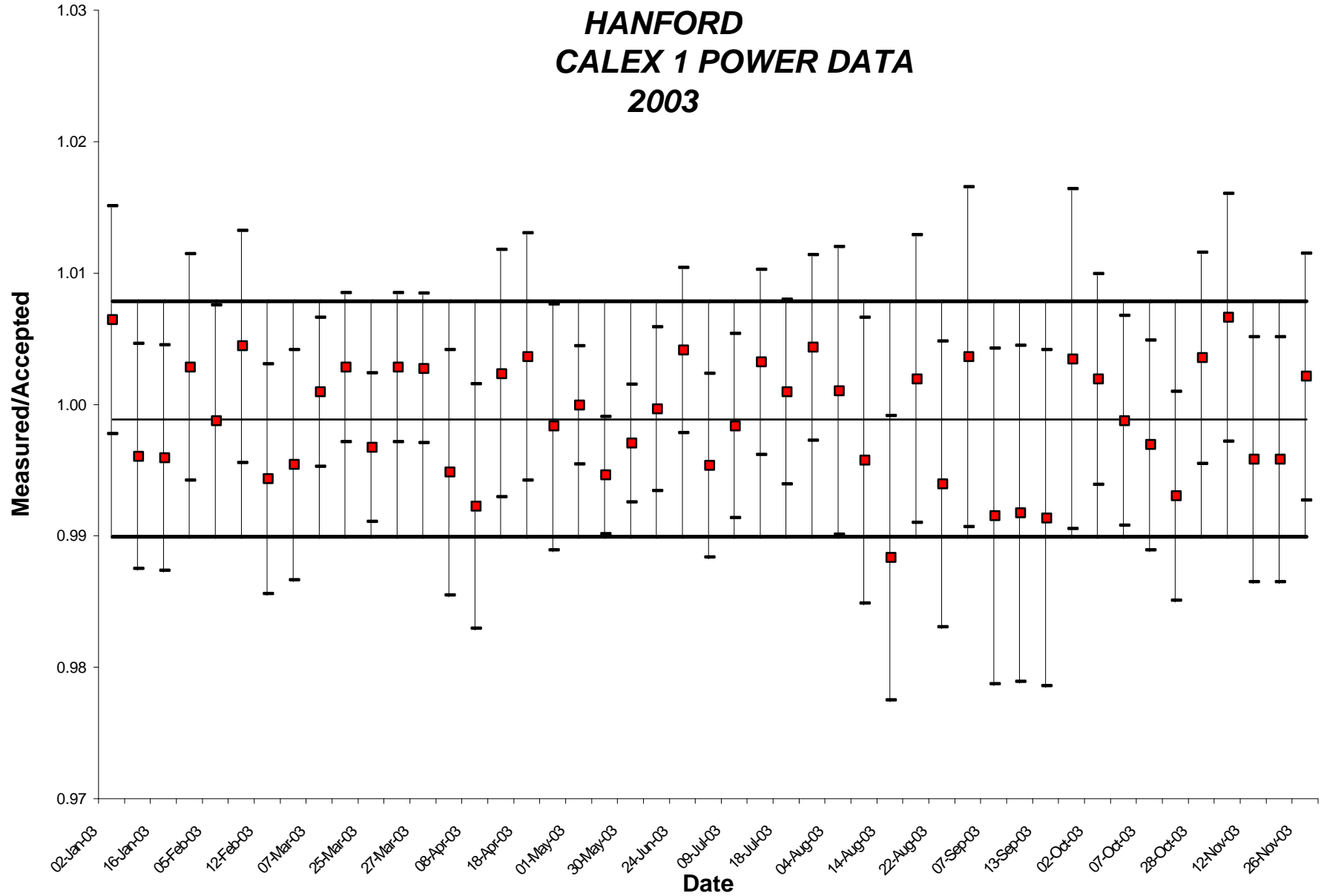
	HANFORD	LLNL	SRS
Mean Error (mW)	-1.304	0.531	-1.590
Standard Deviation (mW)	4.636	2.076	7.616
Uncertainty in the Mean (mW)	0.676	0.407	1.046
Mean Error (%)	-0.13%	0.05%	-0.16%
Standard Deviation (%)	0.45%	0.20%	0.74%
Uncertainty in the Mean (%)	0.07%	0.04%	0.10%
Number of Data Points	47	26	53
Number of Outliers	0	0	0
Difference from Last Year in:			
Mean Error (mW)	-0.788	0.431	-0.401
Standard Deviation (mW)	-0.979	-0.236	-2.774
Uncertainty in the Mean (mW)	0.019	0.066	-0.253
Mean Error (%)	-0.08%	0.04%	-0.04%
Standard Deviation (%)	-0.10%	-0.02%	-0.27%
Uncertainty in the Mean (%)	0.00%	0.01%	-0.02%
Number of Data Points	-26	-20	-11
Number of Outliers	0	0	-6

RESULTS OF ANALYSIS OF POWER DATA:Calex 2 2003

	HANFORD	LLNL	SRS
Mean Error (mW)	****	-4.685	****
Standard Deviation (mW)	****	21.081	****
Uncertainty in the Mean (mW)	****	6.666	****
Mean Error (%)	****	-0.07%	****
Standard Deviation (%)	****	0.31%	****
Uncertainty in the Mean (%)	****	0.10%	****
Number of Data Points	****	10	****
Number of Outliers	****	1	****
Difference from Last Year in:			
Mean Error (mW)	N/A	6.926	****
Standard Deviation (mW)	****	4.861	****
Uncertainty in the Mean (mW)	N/A	3.208	****
Mean Error (%)	N/A	0.10%	****
Standard Deviation (%)	N/A	0.07%	****
Uncertainty in the Mean (%)	N/A	0.05%	****
Number of Data Points	0	-12	0
Number of Outliers	0	0	0

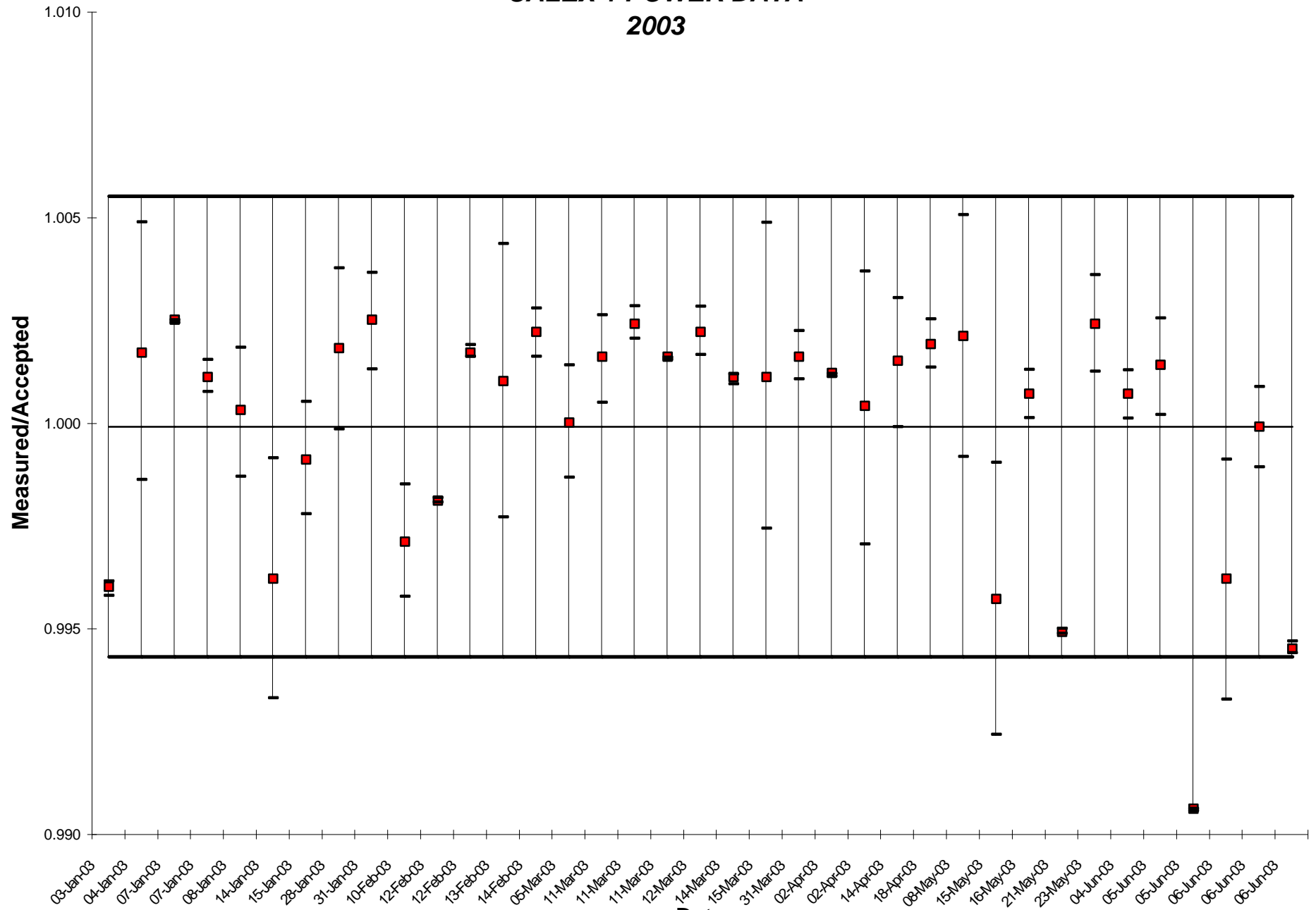
New Brunswick Laboratory Calorimetry Exchange Program Power, 2003



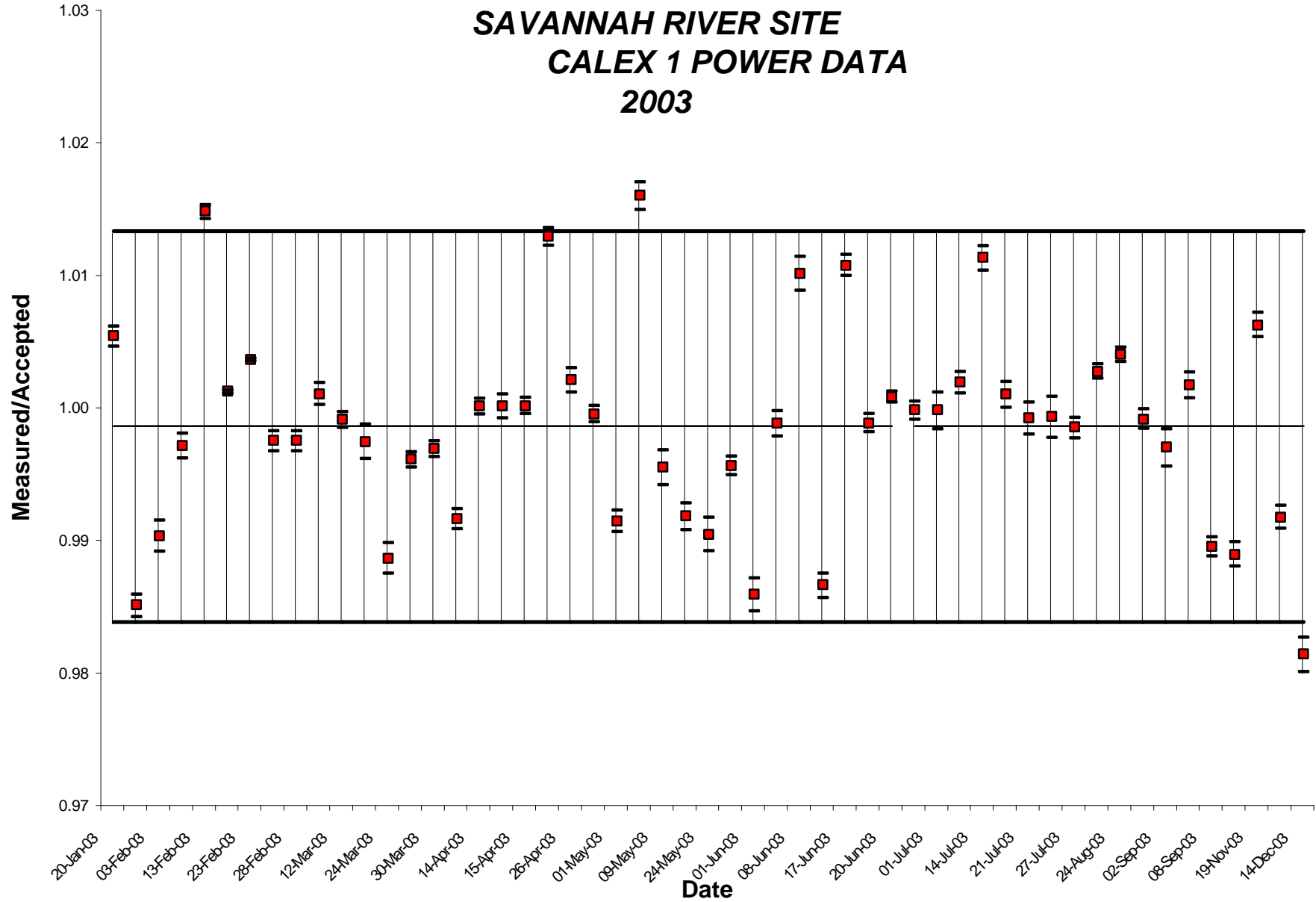


All standard deviation and uncertainty limits are at two sigma.

LAWRENCE LIVERMORE CALEX 1 POWER DATA 2003

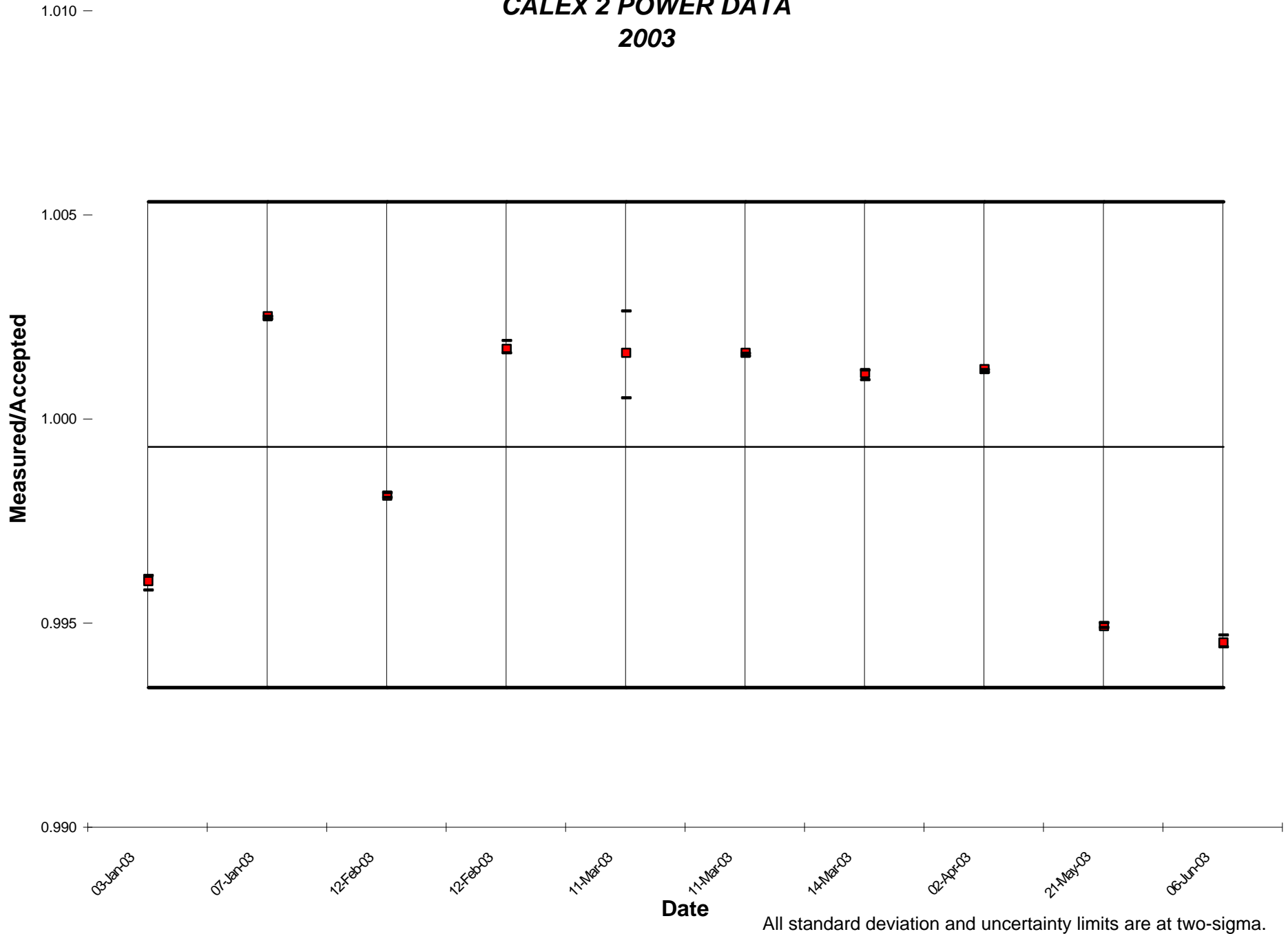


All standard deviation and uncertainty limits are at two-sigma.



All standard deviation and uncertainty limits are at two sigma.

LAWRENCE LIVERMORE CALEX 2 POWER DATA 2003



All standard deviation and uncertainty limits are at two-sigma.

POWER DATA

Calendar Year 2003

45

WHO : Calex 1

#	Date Measured	Instr. ID	Measured Watts	Uncert. 1 STD	Accepted Watts	Ratio M/A	W Error	Percent Error
1	01/02/2003	6	1.0271	0.44%	1.0207	1.0063	0.0064	0.63%
2	01/10/2003	10	1.0188	0.44%	1.0229	0.9959	-0.0041	-0.41%
3	01/16/2003	7	1.0187	0.44%	1.0230	0.9958	-0.0043	-0.42%
4	01/23/2003	5	1.0258	0.44%	1.0230	1.0027	0.0028	0.27%
5	02/05/2003	9	1.0217	0.45%	1.0231	0.9986	-0.0014	-0.14%
6	02/11/2003	6	1.0275	0.45%	1.0231	1.0043	0.0044	0.43%
7	02/12/2003	8	1.0172	0.45%	1.0231	0.9942	-0.0059	-0.58%
8	02/27/2003	7	1.0184	0.45%	1.0232	0.9953	-0.0048	-0.47%
9	03/07/2003	5	1.0241	0.29%	1.0233	1.0008	0.0008	0.08%
10	03/18/2003	10	1.0261	0.29%	1.0233	1.0027	0.0028	0.27%
11	03/25/2003	7	1.0199	0.29%	1.0234	0.9966	-0.0035	-0.34%
12	03/18/2003	10	1.0261	0.29%	1.0233	1.0027	0.0028	0.27%
13	03/27/2003	6	1.0261	0.29%	1.0234	1.0026	0.0027	0.26%
14	04/02/2003	9	1.0180	0.48%	1.0234	0.9947	-0.0054	-0.53%
15	04/08/2003	8	1.0154	0.48%	1.0235	0.9921	-0.0081	-0.79%
16	04/16/2003	10	1.0258	0.48%	1.0235	1.0022	0.0023	0.22%
17	04/18/2003	5	1.0271	0.48%	1.0235	1.0035	0.0036	0.35%
18	04/30/2003	7	1.0217	0.48%	1.0236	0.9982	-0.0019	-0.18%
19	05/01/2003	6	1.0234	0.23%	1.0236	0.9998	-0.0002	-0.02%
20	05/28/2003	8	1.0181	0.23%	1.0238	0.9945	-0.0057	-0.55%
21	05/30/2003	10	1.0206	0.23%	1.0238	0.9969	-0.0032	-0.31%
22	06/19/2003	6	1.0234	0.32%	1.0239	0.9995	-0.0005	-0.05%
23	06/24/2003	5	1.0280	0.32%	1.0239	1.0040	0.0041	0.40%
24	07/08/2003	8	1.0191	0.36%	1.0240	0.9952	-0.0049	-0.48%
25	07/09/2003	9	1.0222	0.36%	1.0240	0.9982	-0.0018	-0.18%
26	07/17/2003	5	1.0272	0.36%	1.0240	1.0031	0.0032	0.31%
27	07/18/2003	7	1.0249	0.36%	1.0240	1.0008	0.0009	0.08%
28	07/30/2003	10	1.0284	0.36%	1.0241	1.0042	0.0043	0.42%
29	08/04/2003	6	1.0251	0.56%	1.0241	1.0009	0.0010	0.09%
30	08/13/2003	9	1.0197	0.56%	1.0242	0.9956	-0.0045	-0.44%
31	08/14/2003	8	1.0121	0.56%	1.0242	0.9882	-0.0121	-1.18%
32	08/20/2003	5	1.0261	0.56%	1.0242	1.0018	0.0019	0.18%
33	08/22/2003	7	1.0179	0.56%	1.0242	0.9938	-0.0063	-0.62%
34	09/04/2003	6	1.0279	0.66%	1.0243	1.0035	0.0036	0.35%
35	09/07/2003	7	1.0155	0.66%	1.0243	0.9914	-0.0088	-0.86%
36	09/08/2003	8	1.0157	0.66%	1.0243	0.9916	-0.0086	-0.84%
37	09/13/2003	10	1.0154	0.66%	1.0244	0.9912	-0.0090	-0.88%
38	09/30/2003	5	1.0279	0.66%	1.0245	1.0033	0.0034	0.33%
39	10/02/2003	6	1.0263	0.41%	1.0245	1.0018	0.0018	0.18%
40	10/03/2003	9	1.0231	0.41%	1.0245	0.9986	-0.0014	-0.14%
41	10/07/2003	7	1.0212	0.41%	1.0245	0.9968	-0.0033	-0.32%
42	10/21/2003	8	1.0173	0.41%	1.0246	0.9929	-0.0073	-0.71%
43	10/28/2003	10	1.0281	0.41%	1.0246	1.0034	0.0035	0.34%
44	11/02/2003	5	1.0313	0.48%	1.0247	1.0065	0.0066	0.65%
45	11/12/2003	7	1.0203	0.48%	1.0247	0.9957	-0.0044	-0.43%
46	11/12/2003	6	1.0203	0.48%	1.0247	0.9957	-0.0044	-0.43%
47	11/26/2003	8	1.0268	0.48%	1.0248	1.0020	0.0020	0.20%

Statistical outliers are in bold *, and are not included in graphs and tables.

Mean:	-0.0013	-0.13%
Std. Deviation:	0.0046	46 0.45%

POWER DATA

Calendar Year 2003

LLNL : Calex 1

#	Date Measured	Instr. ID	Measured Watts	Uncert. 1 STD	Accepted Watts	Ratio M/A	W Error	Percent Error	
1	01/04/2003	30	1.0247	0.16%	1.0229	1.0017	0.0018	0.17%	
2	01/07/2003	32	1.0241	0.02%	1.0229	1.0011	0.0012	0.11%	
3	01/08/2003	18	1.0232	0.08%	1.0229	1.0003	0.0003	0.03%	
4	01/14/2003	30	1.0191	0.15%	1.0230	0.9962	-0.0039	-0.38%	
5	01/15/2003	18	1.0221	0.07%	1.0230	0.9991	-0.0009	-0.09%	
6	01/28/2003	33	1.0249	0.10%	1.0231	1.0018	0.0018	0.18%	
7	01/31/2003	33	1.0256	0.06%	1.0231	1.0025	0.0025	0.25%	
8	02/10/2003	18	1.0202	0.07%	1.0231	0.9971	-0.0029	-0.29%	
9	02/13/2003	30	1.0242	0.17%	1.0231	1.0010	0.0011	0.10%	
10	02/14/2003	32	1.0254	0.03%	1.0232	1.0022	0.0022	0.22%	
11	03/05/2003	18	1.0233	0.07%	1.0233	1.0000	0.0000	0.00%	
12	03/11/2003	32	1.0258	0.02%	1.0233	1.0024	0.0025	0.24%	
13	03/12/2003	32	1.0256	0.03%	1.0233	1.0022	0.0023	0.22%	
14	03/15/2003	30	1.0245	0.19%	1.0233	1.0011	0.0012	0.11%	
15	03/31/2003	32	1.0251	0.03%	1.0234	1.0016	0.0017	0.16%	
16	04/02/2003	30	1.0238	0.17%	1.0234	1.0004	0.0004	0.04%	
17	04/14/2003	18	1.0250	0.08%	1.0235	1.0015	0.0015	0.15%	
18	04/18/2003	32	1.0255	0.03%	1.0235	1.0019	0.0020	0.19%	
19	05/08/2003	33	1.0258	0.15%	1.0236	1.0021	0.0022	0.21%	
20	05/15/2003	30	1.0193	0.17%	1.0237	0.9957	-0.0044	-0.43%	
21	05/16/2003	32	1.0244	0.03%	1.0237	1.0007	0.0007	0.07%	
22	05/23/2003	18	1.0262	0.06%	1.0237	1.0024	0.0025	0.24%	
23	06/04/2003	32	1.0245	0.03%	1.0238	1.0007	0.0007	0.07%	
24	06/05/2003	33	1.0252	0.06%	1.0238	1.0014	0.0014	0.14%	
25	06/06/2003	30	1.0199	0.15%	1.0238	0.9962	-0.0039	-0.38%	
26	06/06/2003	18	1.0237	0.05%	1.0238	0.9999	-0.0001	-0.01%	
Statistical outliers are in bold *, and are not included in graphs and tables.							Mean:	0.0005	0.05%
							Std. Deviation:	0.0021	0.20%

POWER DATA
Calendar Year 2003

LLNL : Calex 2

#	Date Measured	Instr. ID	Measured Watts	Uncert. 1 STD	Accepted Watts	Ratio M/A	W Error	Percent Error
1	01/03/2003	29	6.7387	0.06%	6.7660	0.9960	-0.0273	-0.40%
2	01/07/2003	30	6.7833	0.01%	6.7666	1.0025	0.0167	0.25%
3	02/12/2003	30	6.7595	0.02%	6.7722	0.9981	-0.0127	-0.19%
4	02/12/2003	29	6.7841	0.05%	6.7722	1.0017	0.0119	0.17%
5	03/11/2003	30	6.7870	0.36%	6.7764	1.0016	0.0106	0.16%
6	03/11/2003	30	6.7870	0.01%	6.7764	1.0016	0.0106	0.16%
7	03/14/2003	29	6.7841	0.04%	6.7769	1.0011	0.0072	0.11%
8	04/02/2003	29	6.7877	0.01%	6.7799	1.0012	0.0078	0.12%
9	05/21/2003	30	6.7530	0.02%	6.7874	0.9949	-0.0344	-0.51%
10	06/05/2003	30	6.7258	0.01%	6.7897	0.9906	-0.0639	-0.94%
11	06/06/2003	29	6.7528	0.05%	6.7899	0.9945	-0.0371	-0.55%
Mean:							-0.0047	-0.07%
Std. Deviation:							0.0211	0.31%

Statistical outliers are in bold *, and are not included in graphs and tables.

*

POWER DATA

Calendar Year 2003

SRS : Calex 1

#	Date Measured	Instr. ID	Measured Watts	Uncert. 1 STD	Accepted Watts	Ratio M/A	W Error	Percent Error
1	01/20/2003	143	1.0284	0.04%	1.0230	1.0053	0.0054	0.53%
2	01/31/2003	143	1.0077	0.04%	1.0231	0.9850	-0.0154	-1.50%
3	02/03/2003	143	1.0131	0.06%	1.0231	0.9902	-0.0100	-0.98%
4	02/11/2003	143	1.0201	0.05%	1.0231	0.9970	-0.0031	-0.30%
5	02/13/2003	143	1.0382	0.03%	1.0231	1.0147	0.0150	1.47%
6	02/20/2003	143	1.0243	0.01%	1.0232	1.0011	0.0011	0.11%
7	02/23/2003	143	1.0268	0.00%	1.0232	1.0035	0.0036	0.35%
8	02/28/2003	143	1.0206	0.04%	1.0232	0.9974	-0.0027	-0.26%
9	02/28/2003	143	1.0206	0.04%	1.0232	0.9974	-0.0027	-0.26%
10	03/11/2003	143	1.0243	0.04%	1.0233	1.0009	0.0010	0.09%
11	03/12/2003	143	1.0223	0.03%	1.0233	0.9990	-0.0011	-0.10%
12	03/22/2003	143	1.0206	0.07%	1.0234	0.9973	-0.0027	-0.27%
13	03/24/2003	143	1.0117	0.06%	1.0234	0.9885	-0.0117	-1.15%
14	03/28/2003	143	1.0193	0.03%	1.0234	0.9960	-0.0041	-0.40%
15	03/30/2003	143	1.0201	0.03%	1.0234	0.9968	-0.0033	-0.32%
16	03/31/2003	143	1.0147	0.04%	1.0234	0.9915	-0.0087	-0.85%
17	04/14/2003	143	1.0235	0.03%	1.0235	1.0000	0.0000	0.00%
18	04/15/2003	143	1.0235	0.05%	1.0235	1.0000	0.0000	0.00%
19	04/15/2003	143	1.0235	0.03%	1.0235	1.0000	0.0000	0.00%
20	04/18/2003	143	1.0366	0.03%	1.0235	1.0128	0.0131	1.28%
21	04/26/2003	143	1.0256	0.05%	1.0236	1.0020	0.0020	0.20%
22	04/28/2003	143	1.0230	0.03%	1.0236	0.9994	-0.0006	-0.06%
23	05/01/2003	143	1.0147	0.04%	1.0236	0.9913	-0.0089	-0.87%
24	05/05/2003	143	1.0399	0.05%	1.0236	1.0159	0.0162	1.59%
25	05/09/2003	143	1.0189	0.07%	1.0236	0.9954	-0.0048	-0.46%
26	05/19/2003	143	1.0152	0.05%	1.0237	0.9917	-0.0085	-0.83%
27	05/24/2003	143	1.0138	0.07%	1.0237	0.9903	-0.0099	-0.97%
28	05/26/2003	143	1.0192	0.04%	1.0237	0.9955	-0.0046	-0.45%
29	06/01/2003	143	1.0092	0.07%	1.0238	0.9858	-0.0146	-1.42%
30	06/02/2003	143	1.0224	0.05%	1.0238	0.9987	-0.0014	-0.13%
31	06/08/2003	143	1.0341	0.07%	1.0238	1.0100	0.0103	1.00%
32	06/14/2003	143	1.0100	0.05%	1.0239	0.9865	-0.0139	-1.35%
33	06/17/2003	143	1.0348	0.04%	1.0239	1.0106	0.0109	1.06%
34	06/18/2003	143	1.0226	0.04%	1.0239	0.9987	-0.0013	-0.13%
35	06/20/2003	143	1.0246	0.02%	1.0239	1.0007	0.0007	0.07%
36	06/28/2003	143	1.0236	0.04%	1.0239	0.9997	-0.0003	-0.03%
37	07/01/2003	143	1.0236	0.07%	1.0240	0.9997	-0.0004	-0.03%
38	07/11/2003	143	1.0258	0.04%	1.0240	1.0018	0.0018	0.18%
39	07/14/2003	143	1.0355	0.05%	1.0240	1.0112	0.0114	1.12%
40	07/16/2003	143	1.0249	0.05%	1.0240	1.0009	0.0009	0.09%
41	07/21/2003	143	1.0231	0.06%	1.0241	0.9991	-0.0009	-0.09%
42	07/21/2003	143	1.0232	0.08%	1.0241	0.9992	-0.0008	-0.08%
43	07/27/2003	143	1.0224	0.04%	1.0241	0.9984	-0.0017	-0.16%
44	08/21/2003	143	1.0269	0.03%	1.0242	1.0026	0.0027	0.26%
45	08/24/2003	143	1.0283	0.03%	1.0243	1.0039	0.0040	0.39%
46	08/26/2003	143	1.0233	0.04%	1.0243	0.9990	-0.0010	-0.10%
47	09/02/2003	143	1.0211	0.07%	1.0243	0.9969	-0.0032	-0.31%
48	09/04/2003	143	1.0259	0.05%	1.0243	1.0016	0.0016	0.16%

POWER DATA
Calendar Year 2003

SRS : Calex 1

#	Date Measured	Instr. ID	Measured Watts	Uncert. 1 STD	Accepted Watts	Ratio M/A	W Error	Percent Error
49	09/08/2003	143	1.0135	0.04%	1.0243	0.9894	-0.0109	-1.06%
50	10/16/2003	143	1.0131	0.05%	1.0246	0.9888	-0.0114	-1.12%
51	11/19/2003	143	1.0310	0.05%	1.0248	1.0061	0.0063	0.61%
52	11/20/2003	143	1.0162	0.05%	1.0248	0.9916	-0.0086	-0.84%
53	12/14/2003	143	1.0057	0.07%	1.0249	0.9813	-0.0192	-1.87%
Mean:							-0.0016	-0.16%
Std. Deviation:							0.0076	0.74%

Statistical outliers are in bold *, and are not included in graphs and tables.

H. P_{eff} VALUES TABLES AND GRAPHS

RESULTS OF ANALYSIS OF P-EFFECTIVE DATA
1st QUARTER 2003 Calex 1

	HANFORD	LLNL	SRS
Mean Error (uW/g)	-0.083	-4.545	11.840
Standard Deviation (uW/g)	3.261	2.010	18.145
Uncertainty in the Mean (uW/g)	0.544	0.410	1.556
Mean Error (%)	0.00%	-0.18%	0.46%
Standard Deviation (%)	0.13%	0.08%	0.71%
Uncertainty in the Mean (%)	0.02%	0.02%	0.06%
Number of Data Points	36	24	136
Number of Outliers	0	0	1

Difference from Last Quarter in:

Mean Error (uW/g)	-0.450	1.117	19.246
Standard Deviation (uW/g)	3.261	-0.782	9.745
Uncertainty in the Mean (uW/g)	0.003	-0.214	0.675
Mean Error (%)	-0.02%	0.04%	0.75%
Standard Deviation (%)	0.13%	-0.03%	0.38%
Uncertainty in the Mean (%)	0.00%	-0.01%	0.03%
Number of Data Points	-4	4	45

RESULTS OF ANALYSIS OF P-EFFECTIVE DATA

2nd QUARTER 2003 Calex 1

	HANFORD	LLNL	SRS
Mean Error (uW/g)	-2.493	-6.036	-2.431
Standard Deviation (uW/g)	2.944	1.926	5.756
Uncertainty in the Mean (uW/g)	0.416	0.420	0.567
Mean Error (%)	-0.10%	-0.23%	-0.09%
Standard Deviation (%)	0.11%	0.07%	0.22%
Uncertainty in the Mean (%)	0.02%	0.02%	0.02%
Number of Data Points	50	21	103
Number of Outliers	1	1	1

Difference from Last Quarter in:

Mean Error (uW/g)	-2.410	-1.491	-14.27
Standard Deviation (uW/g)	2.944	-0.083	-12.39
Uncertainty in the Mean (uW/g)	-0.127	0.010	-0.989
Mean Error (%)	-0.09%	-0.06%	-0.55%
Standard Deviation (%)	0.11%	0.00%	-0.48%
Uncertainty in the Mean (%)	0.00%	0.00%	-0.04%
Number of Data Points	14	-3	-33

RESULTS OF ANALYSIS OF P-EFFECTIVE DATA
3rd QUARTER 2003 Calex 1

	HANFORD	LLNL	SRS
Mean Error (uW/g)	-0.837	-7.084	-12.92
Standard Deviation (uW/g)	4.189	2.254	7.498
Uncertainty in the Mean (uW/g)	0.592	0.387	0.648
Mean Error (%)	-0.03%	-0.28%	-0.50%
Standard Deviation (%)	0.16%	0.09%	0.29%
Uncertainty in the Mean (%)	0.02%	0.02%	0.03%
Number of Data Points	50	34	134
Number of Outliers	1	0	0

Difference from Last Quarter in:

Mean Error (uW/g)	1.656	-1.048	-10.49
Standard Deviation (uW/g)	4.189	0.328	1.742
Uncertainty in the Mean (uW/g)	0.176	-0.034	0.081
Mean Error (%)	0.06%	-0.04%	-0.41%
Standard Deviation (%)	0.16%	0.01%	0.07%
Uncertainty in the Mean (%)	0.01%	0.00%	0.00%
Number of Data Points	0	13	31

RESULTS OF ANALYSIS OF P-EFFECTIVE DATA

4th QUARTER 2003 Calex 1

	HANFORD	LLNL	SRS
Mean Error (uW/g)	-1.279	-6.214	-13.10
Standard Deviation (uW/g)	3.563	2.018	6.593
Uncertainty in the Mean (uW/g)	0.651	0.673	0.640
Mean Error (%)	-0.05%	-0.24%	-0.51%
Standard Deviation (%)	0.14%	0.08%	0.26%
Uncertainty in the Mean (%)	0.03%	0.03%	0.02%
Number of Data Points	30	9	106
Number of Outliers	0	0	1

Difference from Last Quarter in:

Mean Error (uW/g)	-0.442	0.870	-0.188
Standard Deviation (uW/g)	3.563	-0.236	-0.905
Uncertainty in the Mean (uW/g)	0.058	0.286	-0.007
Mean Error (%)	-0.02%	0.03%	-0.01%
Standard Deviation (%)	0.14%	-0.01%	-0.04%
Uncertainty in the Mean (%)	0.00%	0.01%	0.00%
Number of Data Points	-20	-25	-28

RESULTS OF ANALYSIS OF P-EFFECTIVE DATA
1st QUARTER 2003 Calex 2

	HANFORD	LLNL	SRS
Mean Error (uW/g)	****	-96.12	****
Standard Deviation (uW/g)	****	2.537	****
Uncertainty in the Mean (uW/g)	****	1.465	****
Mean Error (%)	****	-2.47%	****
Standard Deviation (%)	****	0.06%	****
Uncertainty in the Mean (%)	****	0.04%	****
Number of Data Points	****	3	****
Number of Outliers	****	0	****

Difference from Last Quarter in:

Mean Error (uW/g)	****	-15.26	****
Standard Deviation (uW/g)	****	-7.304	****
Uncertainty in the Mean (uW/g)	****	-2.255	****
Mean Error (%)	****	-0.39%	****
Standard Deviation (%)	****	-0.19%	****
Uncertainty in the Mean (%)	****	-0.06%	****
Number of Data Points	0	-4	0

RESULTS OF ANALYSIS OF P-EFFECTIVE DATA
2nd QUARTER 2003 Calex 2

	HANFORD	LLNL	SRS
Mean Error (uW/g)	****	-102.7	****
Standard Deviation (uW/g)	****	2.573	****
Uncertainty in the Mean (uW/g)	****	1.286	****
Mean Error (%)	****	-2.64%	****
Standard Deviation (%)	****	0.07%	****
Uncertainty in the Mean (%)	****	0.03%	****
Number of Data Points	****	4	****
Number of Outliers	****	0	****
Difference from Last Quarter in:			
Mean Error (uW/g)	****	-6.573	****
Standard Deviation (uW/g)	****	0.035	****
Uncertainty in the Mean (uW/g)	****	-0.179	****
Mean Error (%)	****	-0.17%	****
Standard Deviation (%)	****	0.00%	****
Uncertainty in the Mean (%)	****	0.00%	****
Number of Data Points	0	1	0

RESULTS OF ANALYSIS OF P-EFFECTIVE DATA
3rd QUARTER 2003 Calex 2

	HANFORD	LLNL	SRS
Mean Error (uW/g)	****	-109.6	****
Standard Deviation (uW/g)	****	2.199	****
Uncertainty in the Mean (uW/g)	****	0.984	****
Mean Error (%)	****	-2.81%	****
Standard Deviation (%)	****	0.05%	****
Uncertainty in the Mean (%)	****	0.02%	****
Number of Data Points	****	5	****
Number of Outliers	****	0	****

Difference from Last Quarter in:

Mean Error (uW/g)	****	-6.880	****
Standard Deviation (uW/g)	****	-0.373	****
Uncertainty in the Mean (uW/g)	****	-0.303	****
Mean Error (%)	****	-0.17%	****
Standard Deviation (%)	****	-0.01%	****
Uncertainty in the Mean (%)	****	-0.01%	****
Number of Data Points	0	1	0

RESULTS OF ANALYSIS OF P-EFFECTIVE DATA
4th QUARTER 2003 Calex 2

	HANFORD	LLNL	SRS
Mean Error (uW/g)	****	-124.7	****
Standard Deviation (uW/g)	****	2.274	****
Uncertainty in the Mean (uW/g)	****	1.017	****
Mean Error (%)	****	-3.19%	****
Standard Deviation (%)	****	0.06%	****
Uncertainty in the Mean (%)	****	0.03%	****
Number of Data Points	****	5	****
Number of Outliers	****	0	****

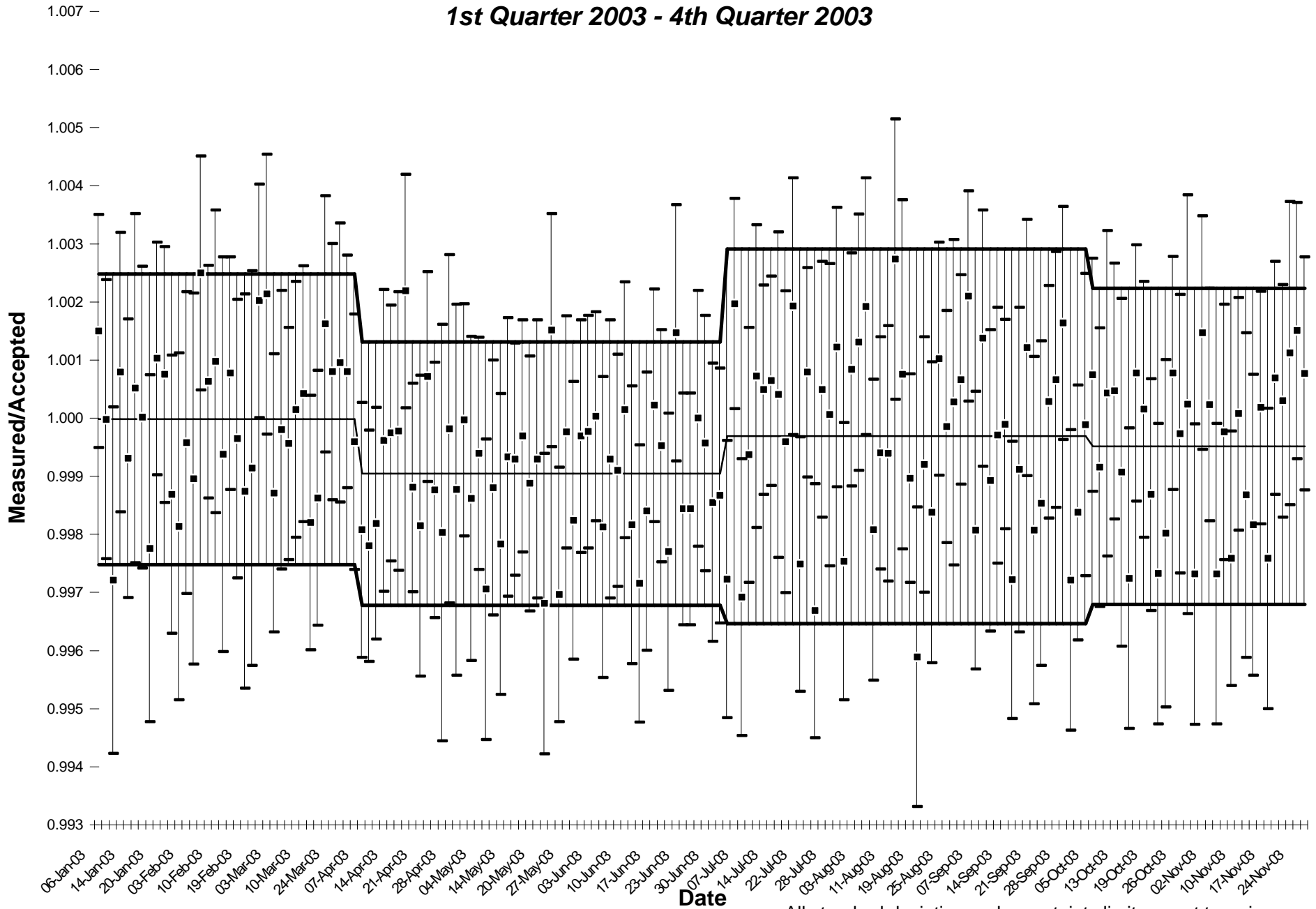
Difference from Last Quarter in:

Mean Error (uW/g)	****	-15.11	****
Standard Deviation (uW/g)	****	0.074	****
Uncertainty in the Mean (uW/g)	****	0.033	****
Mean Error (%)	****	-0.38%	****
Standard Deviation (%)	****	0.00%	****
Uncertainty in the Mean (%)	****	0.00%	****
Number of Data Points	0	0	0

HANFORD

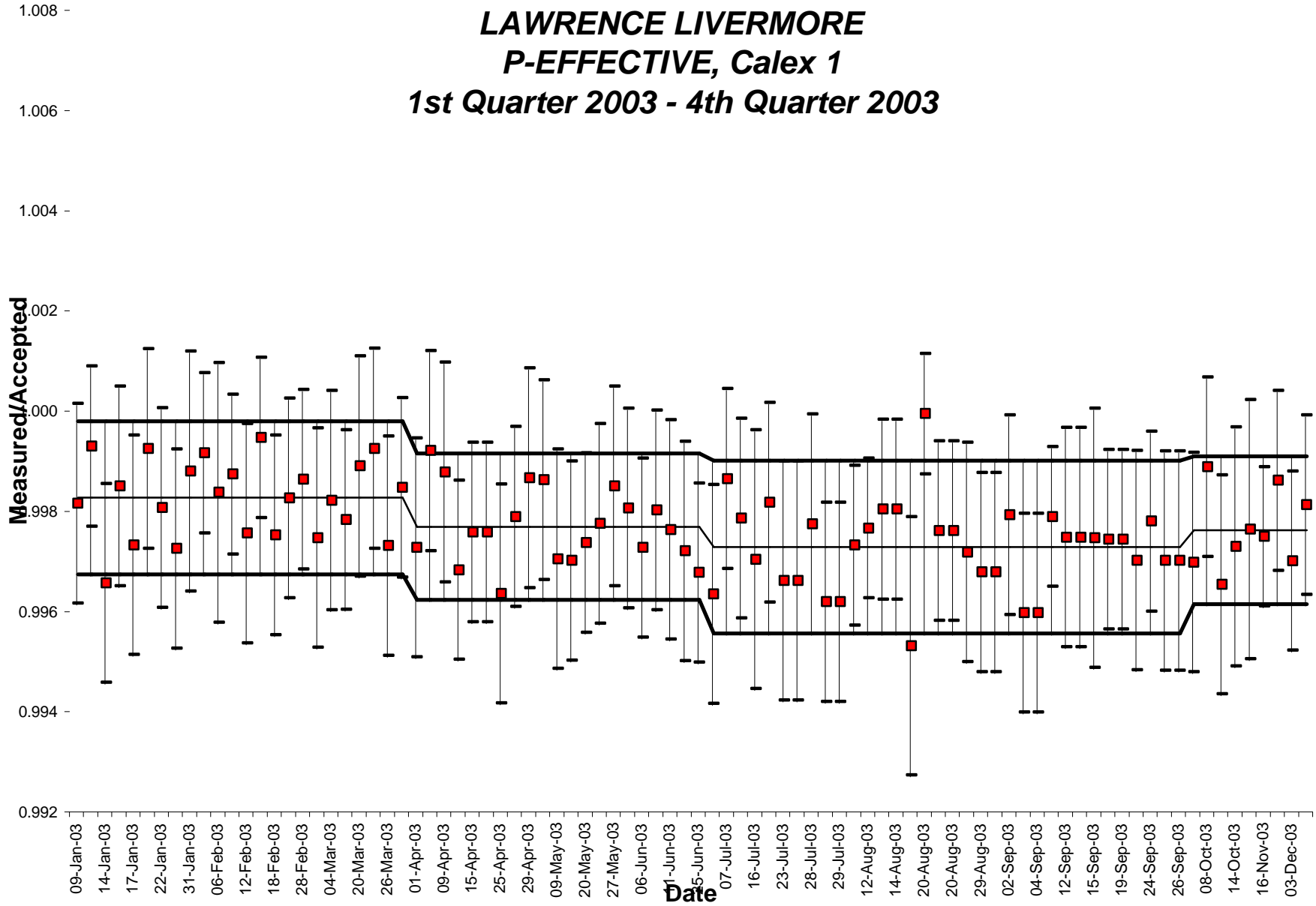
P-EFFECTIVE, Calex 1

1st Quarter 2003 - 4th Quarter 2003



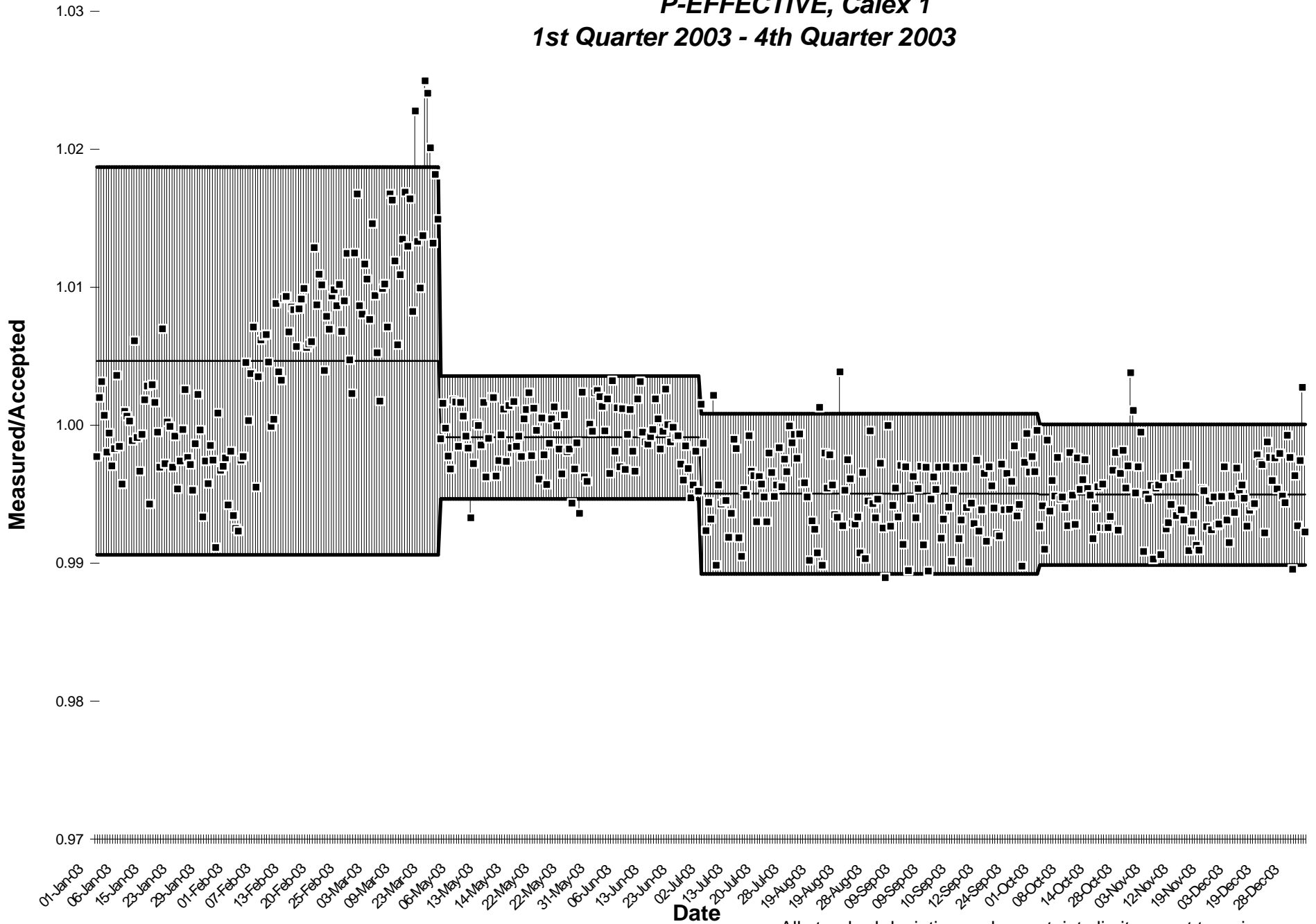
All standard deviation and uncertainty limits are at two sigma.

LAWRENCE LIVERMORE P-EFFECTIVE, Calex 1 1st Quarter 2003 - 4th Quarter 2003

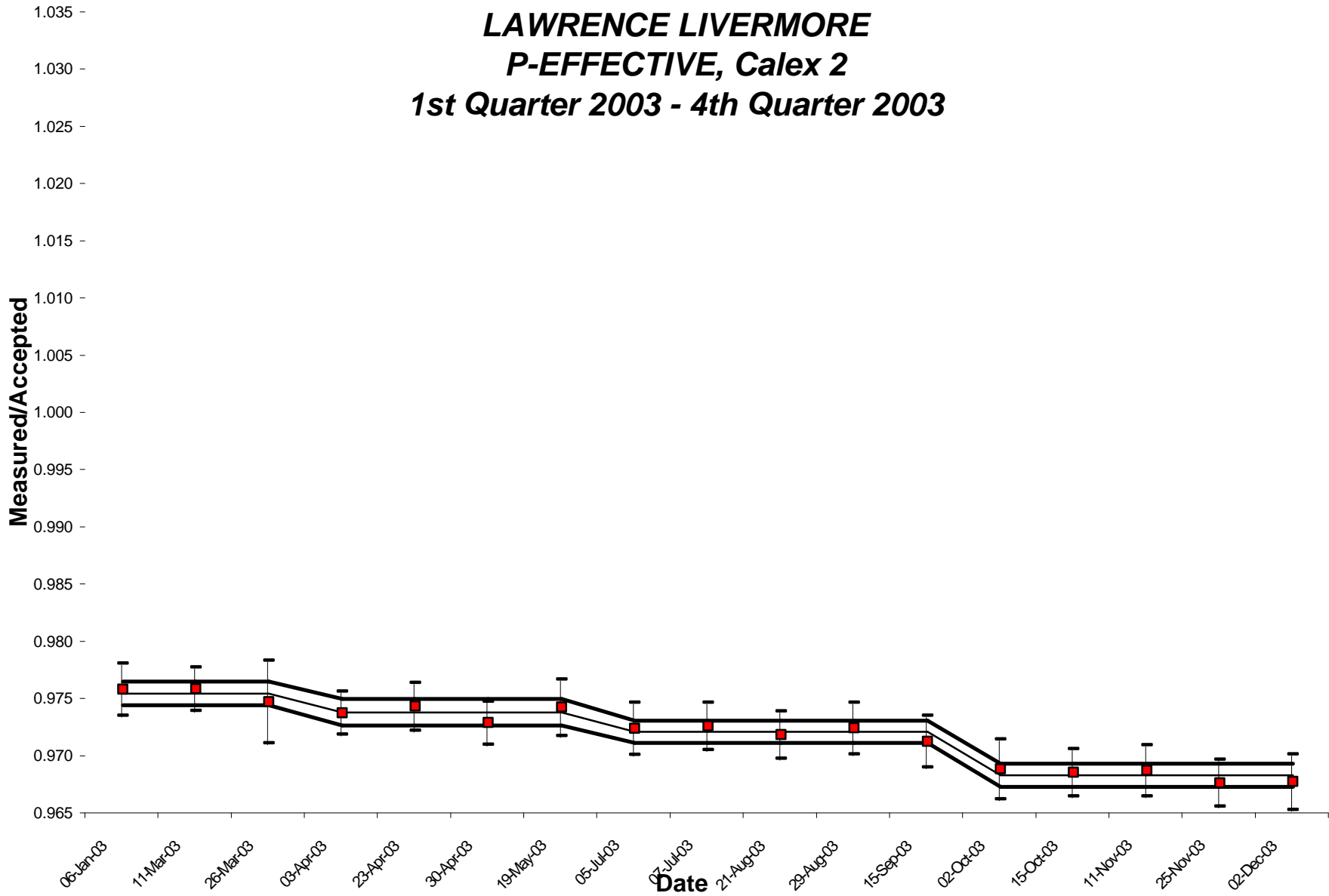


All standard deviation and uncertainty limits are at two sigma.

SAVANNAH RIVER P-EFFECTIVE, Calex 1 1st Quarter 2003 - 4th Quarter 2003



All standard deviation and uncertainty limits are at two sigma.



All standard deviation and uncertainty limits are at two sigma.

RESULTS OF ANALYSIS OF P-EFFECTIVE DATA: Calex 1 2003

	HANFORD	LLNL	SRS
Mean Error (uW/g)	-1.252	-6.053	-3.674
Standard Deviation (uW/g)	3.618	2.295	15.418
Uncertainty in the Mean (uW/g)	0.281	0.245	0.704
Mean Error (%)	-0.05%	-0.24%	-0.14%
Standard Deviation (%)	0.14%	0.09%	0.60%
Uncertainty in the Mean (%)	0.01%	0.01%	0.03%
Number of Data Points	166	88	479
Number of Outliers	2	1	3

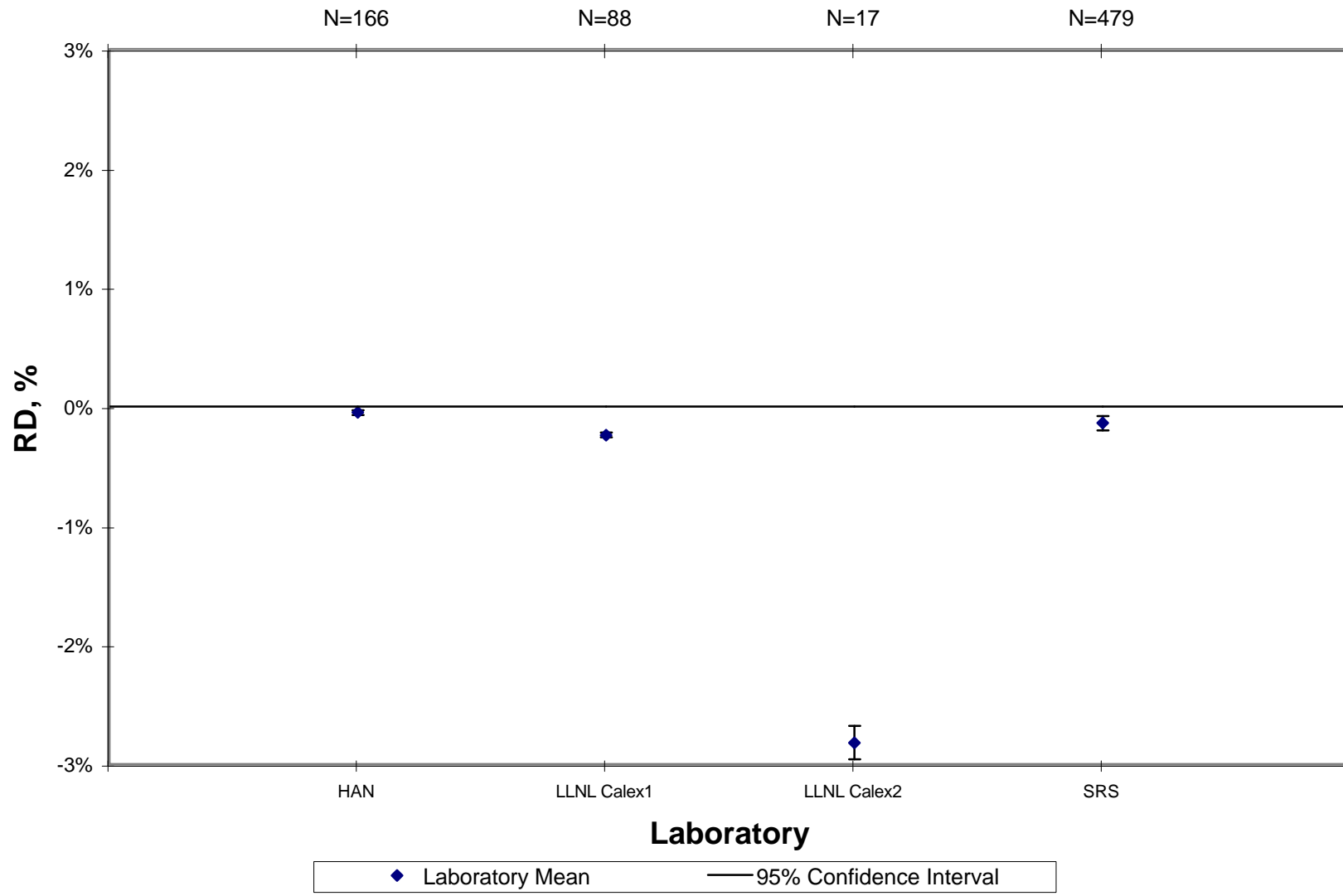
Difference from Last Year in:

Mean Error (uW/g)	-1.186	-0.134	-7.270
Standard Deviation (uW/g)	0.218	-0.276	1.802
Uncertainty in the Mean (uW/g)	0.019	-0.007	-0.145
Mean Error (%)	-0.05%	0.00%	-0.28%
Standard Deviation (%)	0.01%	-0.01%	0.07%
Uncertainty in the Mean (%)	0.00%	0.00%	-0.01%
Number of Data Points	-3	-16	222
Number of Outliers	2	1	3

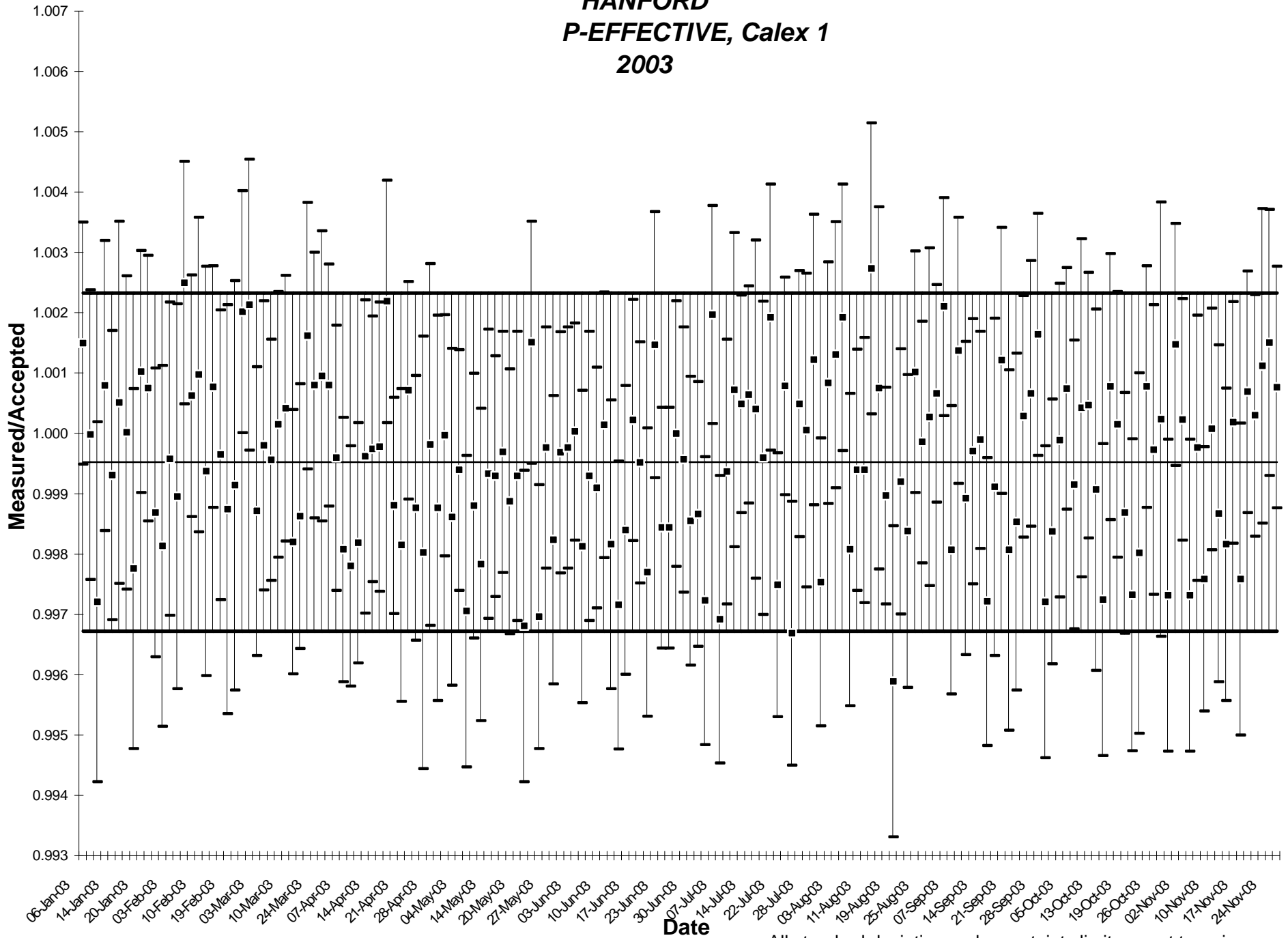
RESULTS OF ANALYSIS OF P-EFFECTIVE DATA: Calex 2 2003

	HANFORD	LLNL	SRS
Mean Error (uW/g)	****	-110.0	****
Standard Deviation (uW/g)	****	11.019	****
Uncertainty in the Mean (uW/g)	****	2.673	****
Mean Error (%)	****	-2.82%	****
Standard Deviation (%)	****	0.28%	****
Uncertainty in the Mean (%)	****	0.07%	****
Number of Data Points	****	17	****
Number of Outliers	****	0	****
Difference from Last Year in:			
Mean Error (uW/g)	****	-47.53	****
Standard Deviation (uW/g)	****	-17.10	****
Uncertainty in the Mean (uW/g)	****	-4.147	****
Mean Error (%)	****	-1.21%	****
Standard Deviation (%)	****	-0.45%	****
Uncertainty in the Mean (%)	****	-0.11%	****
Number of Data Points	0	0	0
Number of Outliers	0	0	0

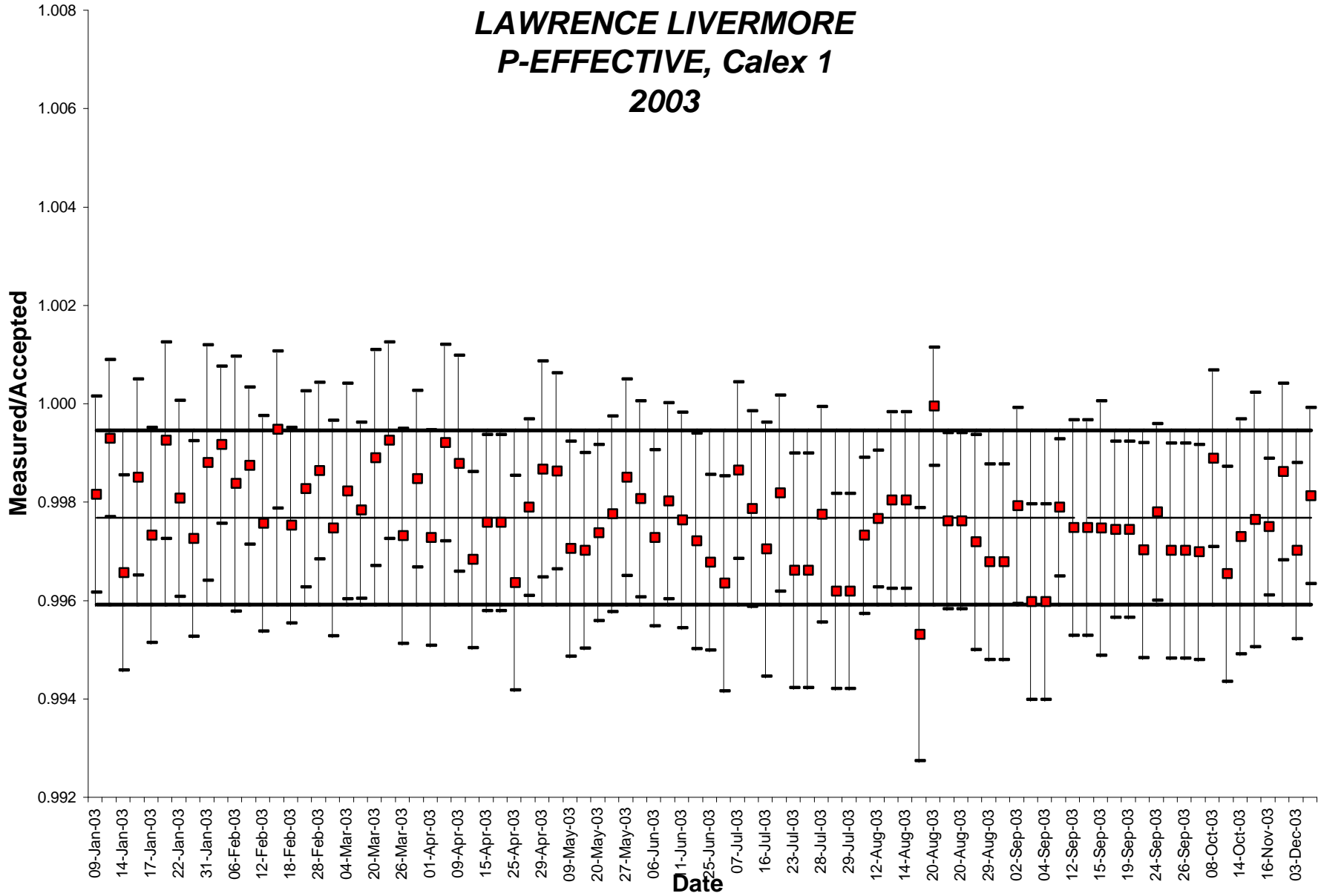
New Brunswick Laboratory Calorimetry Exchange Program P_{eff} , 2003



HANFORD P-EFFECTIVE, Calex 1 2003

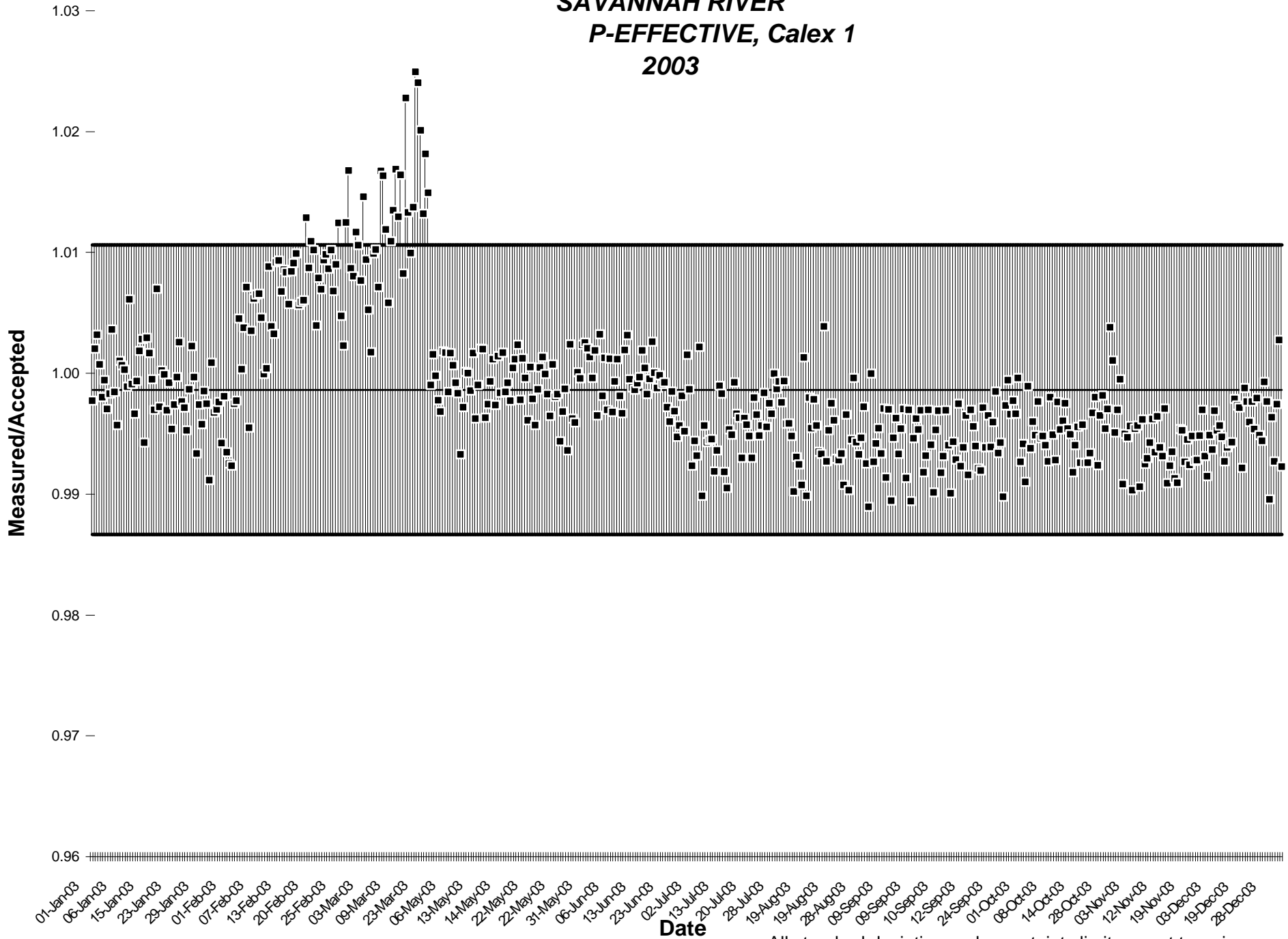


All standard deviation and uncertainty limits are at two sigma.

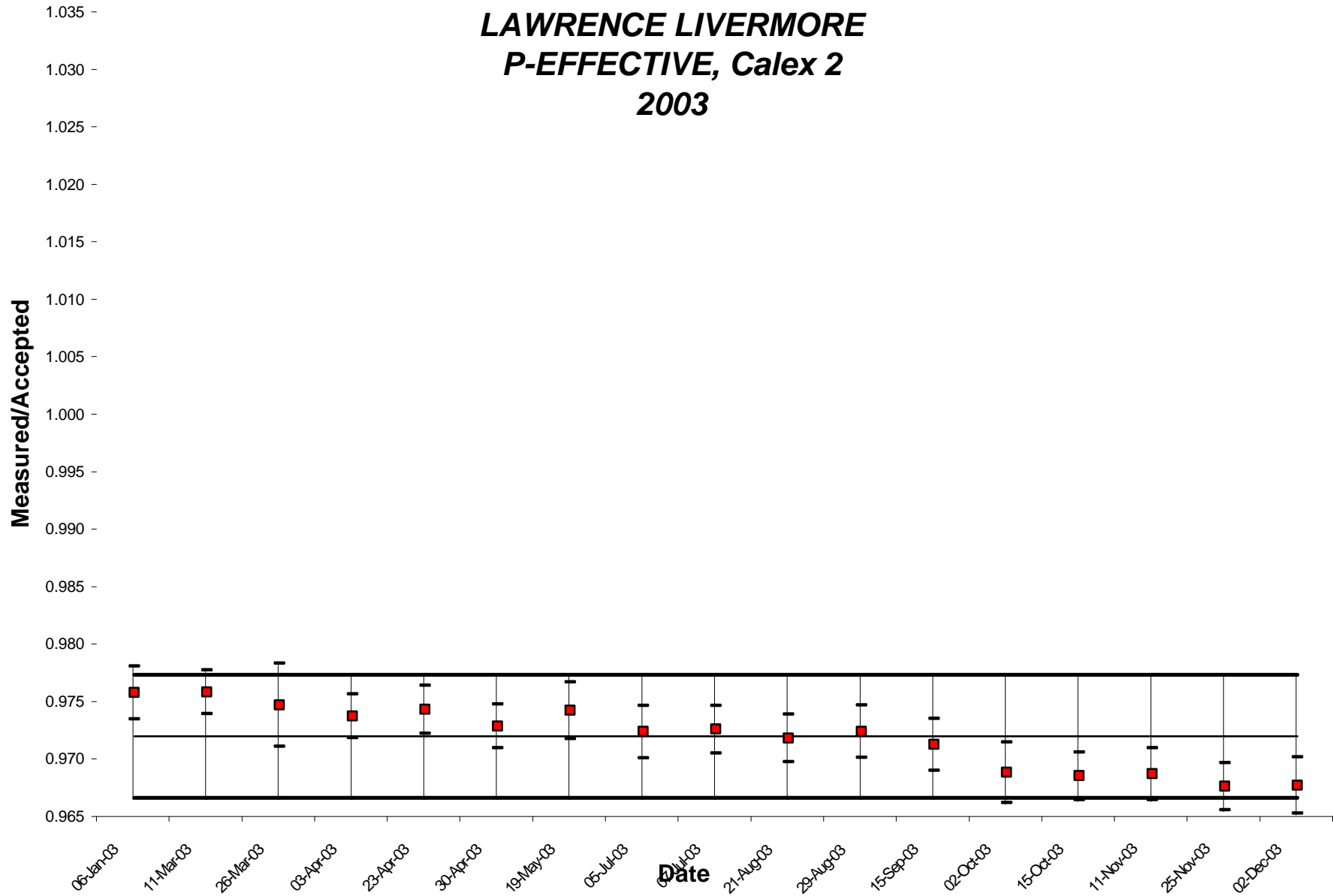


All standard deviation and uncertainty limits are at two sigma.

SAVANNAH RIVER P-EFFECTIVE, Calex 1 2003



All standard deviation and uncertainty limits are at two sigma.



All standard deviation and uncertainty limits are at two sigma.

P-EFFECTIVE DATA

Calendar Year 2003

WHO : Calex 1

#	Date Measured	Instr. ID	P-eff (mw/g)	Uncert. 1 STD	Accepted P-eff	Ratio M/A	mW/g Error	Percent Error
1	01/06/2003	2026	2.5746	0.10%	2.5708	1.001	0.0038	0.15%
2	01/06/2003	2424	2.5707	0.12%	2.5708	1.000	-.0001	0.00%
3	01/07/2003	1985	2.5636	0.15%	2.5708	0.997	-.0072	-.28%
4	01/13/2003	2026		%				%
			2.5691	0.12	2.5709	0.999	-.0018	-.07
6	01/14/2003	1985	2.5722	0.15%	2.5709	1.000	0.0013	0.05%
7	01/20/2003	2424	2.5710	0.13%	2.5710	1.000	0.0000	0.00%
8	01/20/2003	1985	2.5652	0.15%	2.5710	0.998	-.0058	-.23%
9	01/20/2003	2026	2.5736	0.10%	2.5710	1.001	0.0026	0.10%
10	01/27/2003	2026	2.5730	0.11%	2.5711	1.001	0.0019	0.07%
11	01/27/2003	2424	2.5677	0.12%	2.5711	0.999	-.0034	-.13%
12	01/28/2003	1985	2.5663	0.15%	2.5711	0.998	-.0048	-.19%
13	02/03/2003	2424	2.5701	0.13%	2.5712	1.000	-.0011	-.04%
14	02/03/2003	1985	2.5685	0.16%	2.5712	0.999	-.0027	-.11%
15	02/03/2003	2026	2.5776	0.10%	2.5712	1.002	0.0064	0.25%
16	02/10/2003	2026	2.5729	0.10%	2.5713	1.001	0.0016	0.06%
17	02/10/2003	2424	2.5738	0.13%	2.5713	1.001	0.0025	0.10%
18	02/11/2003	1985	2.5697	0.17%	2.5713	0.999	-.0016	-.06%
19	02/18/2003	2026	2.5734	0.10%	2.5715	1.001	0.0020	0.08%
20	02/18/2003	2424	2.5705	0.12%	2.5715	1.000	-.0010	-.04%
21	02/19/2003	1985	2.5682	0.17%	2.5715	0.999	-.0033	-.13%
22	02/24/2003	1985	2.5693	0.17%	2.5716	0.999	-.0023	-.09%
23	02/24/2003	2026	2.5767	0.10%	2.5716	1.002	0.0052	0.20%
24	02/24/2003	2424	2.5770	0.12%	2.5716	1.002	0.0055	0.21%
25	03/03/2003	2026	2.5683	0.12%	2.5717	0.999	-.0034	-.13%
26	03/03/2003	2424	2.5711	0.12%	2.5717	1.000	-.0006	-.02%
27	03/04/2003	1985	2.5705	0.10%	2.5717	1.000	-.0012	-.05%
28	03/10/2003	1985	2.5721	0.11%	2.5718	1.000	0.0003	0.01%
29	03/10/2003	2026	2.5728	0.11%	2.5718	1.000	0.0010	0.04%
30	03/10/2003	2424	2.5671	0.11%	2.5718	0.998	-.0047	-.18%
31	03/17/2003	1985	2.5683	0.11%	2.5719	0.999	-.0036	-.14%
32	03/17/2003	2026	2.5760	0.11%	2.5719	1.002	0.0041	0.16%
33	03/24/2003	1985	2.5740	0.11%	2.5720	1.001	0.0020	0.08%
34	03/24/2003	2026	2.5744	0.12%	2.5720	1.001	0.0024	0.09%
35	03/31/2003	2026	2.5741	0.10%	2.5721	1.001	0.0020	0.08%
36	03/31/2003	1985	2.5710	0.11%	2.5721	1.000	-.0011	-.04%
37	04/07/2003	2740	2.5672	0.11%	2.5722	0.998	-.0050	-.19%
38	04/07/2003	1985	2.5665	0.10%	2.5722	0.998	-.0057	-.22%
39	04/08/2003	2026	2.5675	0.10%	2.5722	0.998	-.0047	-.18%
40	04/09/2003	2424	2.5712	0.13%	2.5722	1.000	-.0010	-.04%
41	04/14/2003	1985	2.5716	0.11%	2.5723	1.000	-.0007	-.03%
42	04/15/2003	2424	2.5717	0.12%	2.5723	1.000	-.0006	-.02%
43	04/15/2003	2026	2.5779	0.10%	2.5723	1.002	0.0056	0.22%
44	04/15/2003	2740	2.5692	0.09%	2.5723	0.999	-.0031	-.12%
45	04/21/2003	2424	2.5676	0.13%	2.5724	0.998	-.0048	-.19%
46	04/21/2003	2740	2.5742	0.09%	2.5724	1.001	0.0018	0.07%
47	04/22/2003	1985	2.5692	0.11%	2.5724	0.999	-.0032	-.13%
48	04/23/2003	2026	2.7575	0.10%	2.5724	1.072	0.1851	7.19%

*

P-EFFECTIVE DATA

Calendar Year 2003

WHO : Calex 1

#	Date Measured	Instr. ID	P-eff (mw/g)	Uncert. 1 STD	Accepted P-eff	Ratio M/A	mW/g Error	Percent Error
49	04/28/2003	1985	2.5674	0.18%	2.5725	0.998	-.0051	-.20%
50	04/28/2003	2026	2.5720	0.15%	2.5725	1.000	-.0005	-.02%
51	04/28/2003	2424	2.5693	0.16%	2.5725	0.999	-.0032	-.12%
52	04/29/2003	2740	2.5724	0.10%	2.5725	1.000	-.0001	0.00%
53	05/04/2003	1985	2.5690	0.14%	2.5726	0.999	-.0036	-.14%
54	05/04/2003	2026	2.5710	0.10%	2.5726	0.999	-.0016	-.06%
55	05/05/2003	2424	2.5650	0.13%	2.5726	0.997	-.0076	-.30%
56	05/05/2003	2740	2.5695	0.11%	2.5726	0.999	-.0031	-.12%
57	05/12/2003	2424	2.5671	0.13%	2.5727	0.998	-.0056	-.22%
58	05/14/2003	1985	2.5710	0.12%	2.5728	0.999	-.0018	-.07%
59	05/14/2003	2740	2.5709	0.10%	2.5728	0.999	-.0019	-.07%
60	05/19/2003	2740	2.5720	0.10%	2.5728	1.000	-.0008	-.03%
61	05/19/2003	1985	2.5699	0.11%	2.5728	0.999	-.0029	-.11%
62	05/20/2003	2740	2.5710	0.12%	2.5729	0.999	-.0019	-.07%
63	05/20/2003	2424	2.5646	0.13%	2.5729	0.997	-.0083	-.32%
64	05/27/2003	2026	2.5768	0.10%	2.5730	1.001	0.0039	0.15%
65	05/27/2003	2424	2.5651	0.11%	2.5730	0.997	-.0079	-.31%
66	05/27/2003	2740	2.5723	0.10%	2.5730	1.000	-.0007	-.03%
67	05/28/2003	1985	2.5684	0.12%	2.5730	0.998	-.0046	-.18%
68	06/02/2003	2740	2.5722	0.10%	2.5730	1.000	-.0008	-.03%
69	06/02/2003	1985	2.5724	0.10%	2.5730	1.000	-.0006	-.02%
70	06/03/2003	2026	2.5731	0.09%	2.5731	1.000	0.0000	0.00%
71	06/03/2003	2424	2.5682	0.13%	2.5731	0.998	-.0049	-.19%
72	06/09/2003	1985	2.5713	0.12%	2.5732	0.999	-.0019	-.07%
73	06/09/2003	2740	2.5708	0.10%	2.5732	0.999	-.0024	-.09%
74	06/10/2003	2026	2.5735	0.11%	2.5732	1.000	0.0003	0.01%
75	06/10/2003	2424	2.5684	0.12%	2.5732	0.998	-.0048	-.19%
76	06/16/2003	2424	2.5659	0.12%	2.5733	0.997	-.0074	-.29%
77	06/16/2003	1985	2.5691	0.12%	2.5733	0.998	-.0042	-.16%
78	06/17/2003	2026	2.5738	0.10%	2.5733	1.000	0.0005	0.02%
79	06/17/2003	2740	2.5720	0.10%	2.5733	1.000	-.0013	-.05%
80	06/23/2003	1985	2.5674	0.12%	2.5734	0.998	-.0060	-.23%
81	06/23/2003	2026	2.5771	0.11%	2.5734	1.001	0.0037	0.15%
82	06/23/2003	2740	2.5693	0.10%	2.5734	0.998	-.0041	-.16%
83	06/23/2003	2740	2.5693	0.10%	2.5734	0.998	-.0041	-.16%
84	06/29/2003	2740	2.5734	0.11%	2.5735	1.000	-.0001	0.00%
85	06/29/2003	2026	2.5723	0.11%	2.5735	1.000	-.0012	-.04%
86	06/30/2003	1985	2.5697	0.12%	2.5735	0.999	-.0038	-.15%
87	06/30/2003	2424	2.5700	0.11%	2.5735	0.999	-.0035	-.13%
88	07/07/2003	2424	2.5664	0.12%	2.5736	0.997	-.0072	-.28%
89	07/07/2003	2740	2.5786	0.09%	2.5736	1.002	0.0050	0.20%
90	07/07/2003	1985	2.5656	0.12%	2.5736	0.997	-.0080	-.31%
91	07/07/2003	2026	2.5719	0.11%	2.5736	0.999	-.0017	-.06%
92	07/14/2003	1985	2.5755	0.13%	2.5737	1.001	0.0018	0.07%
93	07/14/2003	2026	2.5749	0.09%	2.5737	1.000	0.0012	0.05%
94	07/14/2003	2740	2.5753	0.09%	2.5737	1.001	0.0016	0.06%
95	07/15/2003	2424	2.5747	0.14%	2.5737	1.000	0.0010	0.04%
96	07/21/2003	1985	2.5727	0.13%	2.5738	1.000	-.0011	-.04%

P-EFFECTIVE DATA

Calendar Year 2003

WHO : Calex 1

#	Date Measured	Instr. ID	P-eff (mw/g)	Uncert. 1 STD	Accepted P-eff	Ratio M/A	mW/g Error	Percent Error
97	07/21/2003	2026	2.5787	0.11%	2.5738	1.002	0.0049	0.19%
98	07/22/2003	2424	2.5673	0.11%	2.5738	0.997	-0.0065	-0.25%
99	07/23/2003	2740	2.5758	0.09%	2.5738	1.001	0.0020	0.08%
100	07/27/2003	2424	2.5653	0.11%	2.5739	0.997	-0.0086	-0.33%
101	07/27/2003	2740	2.5751	0.11%	2.5739	1.000	0.0012	0.05%
102	07/28/2003	1985	2.5740	0.13%	2.5739	1.000	0.0001	0.00%
103	07/28/2003	2026	2.5770	0.12%	2.5739	1.001	0.0031	0.12%
104	08/03/2003	1985	2.5676	0.12%	2.5740	0.998	-0.0064	-0.25%
105	08/03/2003	2026	2.5761	0.10%	2.5740	1.001	0.0021	0.08%
106	08/03/2003	2740	2.5773	0.11%	2.5740	1.001	0.0033	0.13%
107	08/03/2003	2424	2.5649	0.13%	2.5740	0.996	-0.0091	-0.35%
108	08/10/2003	2026	2.5790	0.11%	2.5741	1.002	0.0049	0.19%
109	08/10/2003	1985	2.5691	0.13%	2.5741	0.998	-0.0050	-0.19%
110	08/10/2003	2740	2.5725	0.10%	2.5741	0.999	-0.0016	-0.06%
111	08/11/2003	2424	2.5725	0.11%	2.5741	0.999	-0.0016	-0.06%
112	08/18/2003	2026	2.5812	0.12%	2.5742	1.003	0.0070	0.27%
113	08/18/2003	1985	2.5761	0.15%	2.5742	1.001	0.0019	0.07%
114	08/18/2003	2740	2.5715	0.09%	2.5742	0.999	-0.0027	-0.10%
115	08/19/2003	2424	2.5636	0.13%	2.5742	0.996	-0.0106	-0.41%
116	08/24/2003	2424	2.5722	0.11%	2.5743	0.999	-0.0021	-0.08%
117	08/25/2003	1985	2.5701	0.13%	2.5743	0.998	-0.0042	-0.16%
118	08/25/2003	2026	2.5769	0.10%	2.5743	1.001	0.0026	0.10%
119	08/25/2003	2740	2.5739	0.10%	2.5743	1.000	-0.0004	-0.02%
120	09/02/2003	1985	2.5751	0.14%	2.5744	1.000	0.0007	0.03%
121	09/02/2003	2026	2.5761	0.09%	2.5744	1.001	0.0017	0.06%
122	09/02/2003	2740	2.5798	0.09%	2.5744	1.002	0.0054	0.21%
123	09/07/2003	1985	2.5695	0.12%	2.5745	0.998	-0.0050	-0.19%
124	09/07/2003	2026	2.5780	0.11%	2.5745	1.001	0.0035	0.14%
125	09/07/2003	2424	2.5717	0.13%	2.5745	0.999	-0.0028	-0.11%
126	09/07/2003	2740	2.5737	0.11%	2.5745	1.000	-0.0008	-0.03%
127	09/14/2003	2740	2.5743	0.09%	2.5746	1.000	-0.0003	-0.01%
128	09/14/2003	2424	2.5674	0.12%	2.5746	0.997	-0.0072	-0.28%
129	09/15/2003	1985	2.5723	0.14%	2.5746	0.999	-0.0023	-0.09%
130	09/15/2003	2026	2.5777	0.11%	2.5746	1.001	0.0031	0.12%
131	09/21/2003	1985	2.5697	0.15%	2.5747	0.998	-0.0050	-0.19%
132	09/21/2003	2424	2.5709	0.14%	2.5747	0.999	-0.0038	-0.15%
133	09/21/2003	2740	2.5754	0.10%	2.5747	1.000	0.0007	0.03%
134	09/22/2003	2026	2.5764	0.11%	2.5747	1.001	0.0017	0.06%
135	09/28/2003	2026	2.5790	0.10%	2.5748	1.002	0.0042	0.16%
136	09/28/2003	2740	2.5676	0.13%	2.5748	0.997	-0.0072	-0.28%
137	09/28/2003	2424	2.5706	0.11%	2.5748	0.998	-0.0042	-0.16%
138	09/29/2003	1985	2.5745	0.13%	2.5748	1.000	-0.0003	-0.01%
139	10/05/2003	2740	2.5768	0.10%	2.5749	1.001	0.0019	0.07%
140	10/05/2003	2424	2.5727	0.12%	2.5749	0.999	-0.0022	-0.09%
141	10/06/2003	1985	2.5760	0.14%	2.5749	1.000	0.0011	0.04%
142	10/06/2003	2026	2.5761	0.11%	2.5749	1.000	0.0012	0.05%
143	10/13/2003	1985	2.5726	0.15%	2.5750	0.999	-0.0024	-0.09%
144	10/13/2003	2424	2.5679	0.13%	2.5750	0.997	-0.0071	-0.28%

*

P-EFFECTIVE DATA

Calendar Year 2003

WHO : Calex 1

#	Date Measured	Instr. ID	P-eff (mw/g)	Uncert. 1 STD	Accepted P-eff	Ratio M/A	mW/g Error	Percent Error	
145	10/13/2003	2740	2.5770	0.11%	2.5750	1.001	0.0020	0.08%	
146	10/14/2003	2026	2.5754	0.11%	2.5751	1.000	0.0004	0.01%	
147	10/19/2003	2740	2.5717	0.10%	2.5751	0.999	-0.0034	-.13%	
148	10/19/2003	2424	2.5682	0.13%	2.5751	0.997	-0.0069	-.27%	
149	10/20/2003	1985	2.5700	0.15%	2.5751	0.998	-0.0051	-.20%	
150	10/20/2003	2026	2.5771	0.10%	2.5751	1.001	0.0020	0.08%	
151	10/26/2003	2740	2.5745	0.12%	2.5752	1.000	-0.0007	-.03%	
152	10/26/2003	2424	2.5758	0.18%	2.5752	1.000	0.0006	0.02%	
153	10/27/2003	1985	2.5683	0.13%	2.5753	0.997	-0.0070	-.27%	
154	10/27/2003	2026	2.5790	0.10%	2.5753	1.001	0.0038	0.15%	
155	11/02/2003	2026	2.5759	0.10%	2.5753	1.000	0.0006	0.02%	
156	11/02/2003	2424	2.5684	0.13%	2.5753	0.997	-0.0069	-.27%	
157	11/03/2003	2740	2.5747	0.11%	2.5754	1.000	-0.0007	-.03%	
158	11/03/2003	1985	2.5691	0.11%	2.5754	0.998	-0.0063	-.24%	
159	11/10/2003	2740	2.5756	0.10%	2.5755	1.000	0.0002	0.01%	
160	11/10/2003	2424	2.5720	0.14%	2.5755	0.999	-0.0035	-.13%	
161	11/11/2003	1985	2.5707	0.13%	2.5755	0.998	-0.0048	-.19%	
162	11/11/2003	2026	2.5759	0.10%	2.5755	1.000	0.0004	0.02%	
163	11/17/2003	1985	2.5693	0.13%	2.5756	0.998	-0.0063	-.24%	
164	11/17/2003	2026	2.5773	0.10%	2.5756	1.001	0.0017	0.07%	
165	11/18/2003	2740	2.5763	0.10%	2.5756	1.000	0.0007	0.03%	
166	11/24/2003	1985	2.5785	0.13%	2.5757	1.001	0.0028	0.11%	
167	11/24/2003	2740	2.5795	0.11%	2.5757	1.001	0.0038	0.15%	
168	11/24/2003	2026	2.5776	0.10%	2.5757	1.001	0.0019	0.08%	
Statistical outliers are in bold *, and are not included in graphs and tables.							Mean Error:	-0.0013	-0.05%
							Standard Deviation:	0.0036	0.14%

P-EFFECTIVE DATA

Calendar Year 2003

LLNL : Calex 1

#	Date Measured	Instr. ID	P-eff (mw/g)	Uncert. 1 STD	Accepted P-eff	Ratio M/A	mW/g Error	Percent Error
1	01/09/2003	3a	2.5660	0.10%	2.5708	0.998	-.0048	-.19%
2	01/13/2003	1	2.5690	0.08%	2.5709	0.999	-.0019	-.07%
3	01/14/2003	3a	2.5620	0.10%	2.5709	0.997	-.0089	-.35%
4	01/16/2003	2	2.5670	0.10%	2.5709	0.998	-.0039	-.15%
5	01/17/2003	3a	2.5640	0.11%	2.5710	0.997	-.0070	-.27%
6	01/21/2003	1	2.5690	0.10%	2.5710	0.999	-.0020	-.08%
7	01/22/2003	3a	2.5660	0.10%	2.5710	0.998	-.0050	-.20%
8	01/29/2003	3a	2.5640	0.10%	2.5712	0.997	-.0072	-.28%
9	01/31/2003	2	2.5680	0.12%	2.5712	0.999	-.0032	-.12%
10	02/04/2003	1	2.5690	0.08%	2.5712	0.999	-.0022	-.09%
11	02/06/2003	3a	2.5670	0.13%	2.5713	0.998	-.0043	-.17%
12	02/10/2003	1	2.5680	0.08%	2.5713	0.999	-.0033	-.13%
13	02/12/2003	3a	2.5650	0.11%	2.5714	0.998	-.0064	-.25%
14	02/18/2003	1	2.5700	0.08%	2.5715	0.999	-.0015	-.06%
15	02/18/2003	3a	2.5650	0.10%	2.5715	0.997	-.0065	-.25%
16	02/24/2003	3a	2.5670	0.10%	2.5716	0.998	-.0046	-.18%
17	02/28/2003	1	2.5680	0.09%	2.5716	0.999	-.0036	-.14%
18	02/28/2003	3a	2.5650	0.11%	2.5716	0.997	-.0066	-.26%
19	03/04/2003	2	2.5670	0.11%	2.5717	0.998	-.0047	-.18%
20	03/04/2003	3a	2.5660	0.09%	2.5717	0.998	-.0057	-.22%
21	03/20/2003	2	2.5690	0.11%	2.5719	0.999	-.0029	-.11%
22	03/26/2003	2	2.5700	0.10%	2.5720	0.999	-.0020	-.08%
23	03/26/2003	3a	2.5650	0.11%	2.5720	0.997	-.0070	-.27%
24	03/27/2003	1	2.5680	0.09%	2.5720	0.998	-.0040	-.16%
25	04/01/2003	3A	2.5650	0.11%	2.5721	0.997	-.0071	-.28%
26	04/03/2003	3A	2.5700	0.10%	2.5721	0.999	-.0021	-.08%
27	04/09/2003	2	2.5690	0.11%	2.5722	0.999	-.0032	-.13%
28	04/11/2003	3A	2.5640	0.09%	2.5723	0.997	-.0083	-.32%
29	04/15/2003	1	2.5660	0.09%	2.5723	0.998	-.0063	-.25%
30	04/15/2003	1	2.5660	0.09%	2.5723	0.998	-.0063	-.25%
31	04/25/2003	3A	2.5630	0.11%	2.5725	0.996	-.0095	-.37%
32	04/28/2003	1	2.5670	0.09%	2.5725	0.998	-.0055	-.21%
33	04/29/2003	2	2.5690	0.11%	2.5725	0.999	-.0035	-.14%
34	05/05/2003	3A	2.5690	0.10%	2.5726	0.999	-.0036	-.14%
35	05/09/2003	3A	2.5650	0.11%	2.5727	0.997	-.0077	-.30%
36	05/15/2003	1	2.5650	0.10%	2.5728	0.997	-.0078	-.30%
37	05/20/2003	2	2.5660	0.09%	2.5729	0.997	-.0069	-.27%
38	05/21/2003	3A	2.5670	0.10%	2.5729	0.998	-.0059	-.23%
39	05/27/2003	3A	2.5690	0.10%	2.5730	0.998	-.0040	-.15%
40	06/04/2003	1	2.5680	0.10%	2.5731	0.998	-.0051	-.20%
41	06/06/2003	3A	2.5660	0.09%	2.5731	0.997	-.0071	-.28%
42	06/11/2003	1	2.5680	0.10%	2.5732	0.998	-.0052	-.20%
43	06/11/2003	3A	2.5670	0.11%	2.5732	0.998	-.0062	-.24%
44	06/16/2003	2	2.6690	0.10%	2.5733	1.037	0.0957	3.72% *
45	06/18/2003	3A	2.5660	0.11%	2.5733	0.997	-.0073	-.28%
46	06/25/2003	3A	2.5650	0.09%	2.5734	0.997	-.0084	-.33%
47	07/02/2003	3A	2.5640	0.11%	2.5735	0.996	-.0095	-.37%
48	07/07/2003	1	2.5700	0.09%	2.5736	0.999	-.0036	-.14%

P-EFFECTIVE DATA

Calendar Year 2003

LLNL : Calex 1

#	Date Measured	Instr. ID	P-eff (mw/g)	Uncert. 1 STD	Accepted P-eff	Ratio M/A	mW/g Error	Percent Error
49	07/08/2003	3A	2.5680	0.10%	2.5736	0.998	-.0056	-.22%
50	07/16/2003	3A	2.5660	0.13%	2.5737	0.997	-.0077	-.30%
51	07/21/2003	1	2.5690	0.10%	2.5738	0.998	-.0048	-.19%
52	07/23/2003	3A	2.5650	0.12%	2.5738	0.997	-.0088	-.34%
53	07/23/2003	3A	2.5650	0.12%	2.5738	0.997	-.0088	-.34%
54	07/28/2003	1	2.5680	0.11%	2.5739	0.998	-.0059	-.23%
55	07/29/2003	3A	2.5640	0.10%	2.5739	0.996	-.0099	-.38%
56	07/29/2003	3A	2.5640	0.10%	2.5739	0.996	-.0099	-.38%
57	08/04/2003	2	2.5670	0.08%	2.5740	0.997	-.0070	-.27%
58	08/12/2003	1	2.5680	0.07%	2.5741	0.998	-.0061	-.24%
59	08/14/2003	3A	2.5690	0.09%	2.5741	0.998	-.0051	-.20%
60	08/14/2003	3A	2.5690	0.09%	2.5741	0.998	-.0051	-.20%
61	08/15/2003	2	2.5620	0.13%	2.5742	0.995	-.0122	-.47%
62	08/20/2003	1	2.5740	0.06%	2.5742	1.000	-.0002	-.01%
63	08/20/2003	3A	2.5680	0.09%	2.5742	0.998	-.0062	-.24%
64	08/20/2003	3A	2.5680	0.09%	2.5742	0.998	-.0062	-.24%
65	08/27/2003	2	2.5670	0.11%	2.5743	0.997	-.0073	-.29%
66	08/29/2003	3A	2.5660	0.10%	2.5744	0.997	-.0084	-.33%
67	08/29/2003	3A	2.5660	0.10%	2.5744	0.997	-.0084	-.33%
68	09/02/2003	1	2.5690	0.10%	2.5744	0.998	-.0054	-.21%
69	09/04/2003	3A	2.5640	0.10%	2.5745	0.996	-.0105	-.41%
70	09/04/2003	3A	2.5640	0.10%	2.5745	0.996	-.0105	-.41%
71	09/08/2003	1	2.5690	0.07%	2.5745	0.998	-.0055	-.21%
72	09/12/2003	3A	2.5680	0.11%	2.5746	0.997	-.0066	-.26%
73	09/12/2003	3A	2.5680	0.11%	2.5746	0.997	-.0066	-.26%
74	09/15/2003	1	2.5680	0.13%	2.5746	0.997	-.0066	-.26%
75	09/19/2003	3A	2.5680	0.09%	2.5747	0.997	-.0067	-.26%
76	09/19/2003	3A	2.5680	0.09%	2.5747	0.997	-.0067	-.26%
77	09/24/2003	1	2.5670	0.11%	2.5748	0.997	-.0078	-.30%
78	09/24/2003	2	2.5690	0.09%	2.5748	0.998	-.0058	-.22%
79	09/26/2003	3A	2.5670	0.11%	2.5748	0.997	-.0078	-.30%
80	09/26/2003	3A	2.5670	0.11%	2.5748	0.997	-.0078	-.30%
81	10/01/2003	3A	2.5670	0.11%	2.5749	0.997	-.0079	-.31%
82	10/08/2003	3A	2.5720	0.09%	2.5750	0.999	-.0030	-.11%
83	10/10/2003	3A	2.5660	0.11%	2.5750	0.997	-.0090	-.35%
84	10/14/2003	3A	2.5680	0.12%	2.5751	0.997	-.0071	-.27%
85	10/21/2003	3A	2.5690	0.13%	2.5752	0.998	-.0062	-.24%
86	11/16/2003	3A	2.5690	0.07%	2.5755	0.997	-.0065	-.25%
87	11/24/2003	3A	2.5720	0.09%	2.5757	0.999	-.0037	-.14%
88	12/03/2003	3A	2.5680	0.09%	2.5758	0.997	-.0078	-.30%
89	12/11/2003	3A	2.5710	0.09%	2.5759	0.998	-.0049	-.19%

Statistical outliers are in bold *, and are not included in graphs and tables.

Mean Error:

-0.0061

-0.24%

Standard Deviation:

0.0023

0.09%

P-EFFECTIVE DATA

Calendar Year 2003

LLNL : Calex 2

#	Date Measured	Instr. ID	P-eff (mw/g)	Uncert. 1 STD	Accepted P-eff	Ratio M/A	mW/g Error	Percent Error	
1	01/06/2003	3A	3.7890	0.12%	3.8837	0.976	-.0947	-2.44%	
2	03/11/2003	2	3.7950	0.10%	3.8897	0.976	-.0947	-2.43%	
3	03/26/2003	3	3.7920	0.19%	3.8911	0.975	-.0991	-2.55%	
4	04/03/2003	3A	3.7890	0.10%	3.8918	0.974	-.1028	-2.64%	
5	04/23/2003	3A	3.7930	0.11%	3.8937	0.974	-.1007	-2.58%	
6	04/30/2003	3A	3.7880	0.10%	3.8943	0.973	-.1063	-2.73%	
7	05/19/2003	3A	3.7950	0.13%	3.8960	0.974	-.1010	-2.59%	
8	07/05/2003	3A	3.7920	0.12%	3.9004	0.972	-.1084	-2.78%	
9	07/07/2003	3A	3.7930	0.11%	3.9006	0.972	-.1076	-2.76%	
10	08/21/2003	3A	3.7940	0.11%	3.9047	0.972	-.1107	-2.83%	
11	08/29/2003	3A	3.7970	0.12%	3.9054	0.972	-.1084	-2.78%	
12	09/15/2003	3A	3.7940	0.12%	3.9069	0.971	-.1129	-2.89%	
13	10/02/2003	3A	3.7860	0.14%	3.9085	0.969	-.1225	-3.13%	
14	10/15/2003	3A	3.7860	0.11%	3.9096	0.968	-.1236	-3.16%	
15	11/11/2003	3A	3.7890	0.12%	3.9121	0.969	-.1231	-3.15%	
16	11/25/2003	3A	3.7860	0.11%	3.9133	0.967	-.1273	-3.25%	
17	12/02/2003	3A	3.7870	0.13%	3.9139	0.968	-.1269	-3.24%	
Statistical outliers are in bold *, and are not included in graphs and tables.							Mean Error:	-110.0	-2.82%
							Standard Deviation:	11.019	0.28%

P-EFFECTIVE DATA

Calendar Year 2003

78

SRS : Calex 1

#	Date Measured	Instr. ID	P-eff (mw/g)	Uncert. 1 STD	Accepted P-eff	Ratio M/A	mW/g Error	Percent Error
1	01/01/2003	1	2.5647	0.00%	2.5707	0.998	-0.0060	-.23%
2	01/01/2003	1	2.5757	0.00%	2.5707	1.002	0.0050	0.19%
3	01/02/2003	1	2.5787	0.00%	2.5707	1.003	0.0080	0.31%
4	01/02/2003	1	2.5724	0.00%	2.5707	1.001	0.0017	0.06%
5	01/03/2003	1	2.5655	0.00%	2.5707	0.998	-0.0052	-.20%
6	01/03/2003	1	2.5691	0.00%	2.5707	0.999	-0.0016	-.06%
7	01/04/2003	1	2.5630	0.00%	2.5708	0.997	-0.0078	-.30%
8	01/04/2003	1	2.5662	0.00%	2.5708	0.998	-0.0046	-.18%
9	01/05/2003	1	2.5799	0.00%	2.5708	1.004	0.0091	0.36%
10	01/05/2003	1	2.5666	0.00%	2.5708	0.998	-0.0042	-.16%
11	01/06/2003	1	2.5596	0.00%	2.5708	0.996	-0.0112	-.44%
12	01/06/2003	1	2.5732	0.00%	2.5708	1.001	0.0024	0.09%
13	01/07/2003	1	2.5723	0.00%	2.5708	1.001	0.0015	0.06%
14	01/08/2003	1	2.5714	0.00%	2.5708	1.000	0.0006	0.02%
15	01/09/2003	1	2.5678	0.00%	2.5708	0.999	-0.0030	-.12%
16	01/10/2003	1	2.5864	0.00%	2.5709	1.006	0.0156	0.60%
17	01/10/2003	1	2.5684	0.00%	2.5709	0.999	-0.0025	-.10%
18	01/11/2003	1	2.5621	0.00%	2.5709	0.997	-0.0088	-.34%
19	01/11/2003	1	2.5690	0.00%	2.5709	0.999	-0.0019	-.07%
20	01/12/2003	1	2.5754	0.00%	2.5709	1.002	0.0045	0.18%
21	01/12/2003	1	2.5780	0.00%	2.5709	1.003	0.0071	0.28%
22	01/13/2003	1	2.5560	0.00%	2.5709	0.994	-0.0149	-.58%
23	01/15/2003	1	2.5783	0.00%	2.5709	1.003	0.0074	0.29%
24	01/16/2003	1	2.5750	0.00%	2.5709	1.002	0.0041	0.16%
25	01/19/2003	1	2.5695	0.00%	2.5710	0.999	-0.0015	-.06%
26	01/19/2003	1	2.5630	0.00%	2.5710	0.997	-0.0080	-.31%
27	01/20/2003	1	2.5888	0.00%	2.5710	1.007	0.0178	0.69%
28	01/21/2003	1	2.5637	0.00%	2.5710	0.997	-0.0073	-.28%
29	01/21/2003	1	2.5714	0.00%	2.5710	1.000	0.0004	0.01%
30	01/22/2003	1	2.5706	0.00%	2.5710	1.000	-0.0004	-.02%
31	01/22/2003	1	2.5630	0.00%	2.5710	0.997	-0.0080	-.31%
32	01/23/2003	1	2.5688	0.00%	2.5711	0.999	-0.0023	-.09%
33	01/23/2003	1	2.5590	0.00%	2.5711	0.995	-0.0121	-.47%
34	01/23/2003	1	2.5642	0.00%	2.5711	0.997	-0.0069	-.27%
35	01/24/2003	1	2.5701	0.00%	2.5711	1.000	-0.0010	-.04%
36	01/25/2003	1	2.5775	0.00%	2.5711	1.002	0.0064	0.25%
37	01/26/2003	1	2.5649	0.00%	2.5711	0.998	-0.0062	-.24%
38	01/26/2003	1	2.5636	0.00%	2.5711	0.997	-0.0075	-.29%
39	01/26/2003	1	2.5588	0.00%	2.5711	0.995	-0.0123	-.48%
40	01/28/2003	1	2.5675	0.00%	2.5711	0.999	-0.0036	-.14%
41	01/29/2003	1	2.5767	0.00%	2.5712	1.002	0.0056	0.22%
42	01/29/2003	1	2.5701	0.00%	2.5712	1.000	-0.0011	-.04%
43	01/29/2003	1	2.5539	0.00%	2.5712	0.993	-0.0173	-.67%
44	01/29/2003	1	2.5643	0.00%	2.5712	0.997	-0.0069	-.27%
45	01/29/2003	1	2.5601	0.00%	2.5712	0.996	-0.0111	-.43%
46	01/29/2003	1	2.5672	0.00%	2.5712	0.998	-0.0040	-.15%
47	01/30/2003	1	2.5645	0.00%	2.5712	0.997	-0.0067	-.26%
48	01/30/2003	1	2.5482	0.00%	2.5712	0.991	-0.0230	-.89%

P-EFFECTIVE DATA

Calendar Year 2003

SRS : Calex 1

#	Date Measured	Instr. ID	P-eff (mw/g)	Uncert. 1 STD	Accepted P-eff	Ratio M/A	mW/g Error	Percent Error
49	01/30/2003	1	2.5732	0.00%	2.5712	1.001	0.0020	0.08%
50	01/30/2003	1	2.5626	0.00%	2.5712	0.997	-.0086	-.33%
51	01/30/2003	1	2.5633	0.00%	2.5712	0.997	-.0079	-.31%
52	01/30/2003	1	2.5649	0.00%	2.5712	0.998	-.0063	-.24%
53	01/31/2003	1	2.5561	0.00%	2.5712	0.994	-.0151	-.59%
54	01/31/2003	1	2.5661	0.00%	2.5712	0.998	-.0051	-.20%
55	02/01/2003	1	2.5542	0.00%	2.5712	0.993	-.0170	-.66%
56	02/01/2003	1	2.5518	0.00%	2.5712	0.992	-.0194	-.75%
57	02/02/2003	1	2.5513	0.00%	2.5712	0.992	-.0199	-.77%
58	02/02/2003	1	2.5645	0.00%	2.5712	0.997	-.0067	-.26%
59	02/03/2003	1	2.5652	0.00%	2.5712	0.998	-.0060	-.23%
60	02/03/2003	1	2.5827	0.00%	2.5712	1.004	0.0115	0.45%
61	02/04/2003	1	2.5719	0.00%	2.5712	1.000	0.0007	0.03%
62	02/04/2003	1	2.5807	0.00%	2.5712	1.004	0.0095	0.37%
63	02/05/2003	1	2.5894	0.00%	2.5713	1.007	0.0181	0.71%
64	02/05/2003	1	2.6432	0.00%	2.5713	1.028	0.0719	2.80%
65	02/06/2003	1	2.5595	0.00%	2.5713	0.995	-.0118	-.46%
66	02/06/2003	1	2.5801	0.00%	2.5713	1.003	0.0088	0.34%
67	02/07/2003	1	2.5870	0.00%	2.5713	1.006	0.0157	0.61%
68	02/07/2003	1	2.5878	0.00%	2.5713	1.006	0.0165	0.64%
69	02/07/2003	1	2.5880	0.00%	2.5713	1.007	0.0167	0.65%
70	02/08/2003	1	2.5829	0.00%	2.5713	1.005	0.0116	0.45%
71	02/08/2003	1	2.5709	0.00%	2.5713	1.000	-.0004	-.02%
72	02/09/2003	1	2.5722	0.00%	2.5713	1.000	0.0009	0.03%
73	02/09/2003	1	2.5938	0.00%	2.5713	1.009	0.0225	0.87%
74	02/10/2003	1	2.5811	0.00%	2.5713	1.004	0.0098	0.38%
75	02/10/2003	1	2.5795	0.00%	2.5713	1.003	0.0082	0.32%
76	02/11/2003	1	2.5948	0.00%	2.5713	1.009	0.0235	0.91%
77	02/12/2003	1	2.5952	0.00%	2.5714	1.009	0.0238	0.93%
78	02/13/2003	1	2.5886	0.00%	2.5714	1.007	0.0172	0.67%
79	02/13/2003	1	2.5932	0.00%	2.5714	1.008	0.0218	0.85%
80	02/13/2003	1	2.5927	0.00%	2.5714	1.008	0.0213	0.83%
81	02/14/2003	1	2.5859	0.00%	2.5714	1.006	0.0145	0.56%
82	02/14/2003	1	2.5929	0.00%	2.5714	1.008	0.0215	0.84%
83	02/15/2003	1	2.5947	0.00%	2.5714	1.009	0.0233	0.91%
84	02/16/2003	1	2.5967	0.00%	2.5714	1.010	0.0253	0.98%
85	02/16/2003	1	2.5857	0.00%	2.5714	1.006	0.0143	0.56%
86	02/17/2003	1	2.5864	0.00%	2.5714	1.006	0.0150	0.58%
87	02/18/2003	1	2.5868	0.00%	2.5715	1.006	0.0154	0.60%
88	02/19/2003	1	2.6044	0.00%	2.5715	1.013	0.0329	1.28%
89	02/19/2003	1	2.5937	0.00%	2.5715	1.009	0.0222	0.86%
90	02/20/2003	1	2.5994	0.00%	2.5715	1.011	0.0279	1.09%
91	02/21/2003	1	2.5975	0.00%	2.5715	1.010	0.0260	1.01%
92	02/21/2003	1	2.5815	0.00%	2.5715	1.004	0.0100	0.39%
93	02/21/2003	1	2.5916	0.00%	2.5715	1.008	0.0201	0.78%
94	02/21/2003	1	2.5892	0.00%	2.5715	1.007	0.0177	0.69%
95	02/21/2003	1	2.5954	0.00%	2.5715	1.009	0.0239	0.93%
96	02/22/2003	1	2.5966	0.00%	2.5715	1.010	0.0251	0.98%

*

P-EFFECTIVE DATA

Calendar Year 2003

80

SRS : Calex 1

#	Date Measured	Instr. ID	P-eff (mw/g)	Uncert. 1 STD	Accepted P-eff	Ratio M/A	mW/g Error	Percent Error
97	02/23/2003	1	2.5936	0.00%	2.5715	1.009	0.0221	0.86%
98	02/23/2003	1	2.5976	0.00%	2.5715	1.010	0.0261	1.01%
99	02/23/2003	1	2.5888	0.00%	2.5715	1.007	0.0173	0.67%
100	02/24/2003	1	2.5945	0.00%	2.5716	1.009	0.0230	0.89%
101	02/25/2003	1	2.6034	0.00%	2.5716	1.012	0.0318	1.24%
102	02/26/2003	1	2.5836	0.00%	2.5716	1.005	0.0120	0.47%
103	02/26/2003	1	2.5773	0.00%	2.5716	1.002	0.0057	0.22%
104	02/27/2003	1	2.6035	0.00%	2.5716	1.012	0.0319	1.24%
105	02/27/2003	1	2.6145	0.00%	2.5716	1.017	0.0429	1.67%
106	02/28/2003	1	2.5937	0.00%	2.5716	1.009	0.0221	0.86%
107	03/01/2003	1	2.5921	0.00%	2.5716	1.008	0.0205	0.80%
108	03/01/2003	1	2.6015	0.00%	2.5716	1.012	0.0299	1.16%
109	03/02/2003	1	2.5987	0.00%	2.5716	1.011	0.0271	1.05%
110	03/03/2003	1	2.5912	0.00%	2.5717	1.008	0.0196	0.76%
111	03/03/2003	1	2.6090	0.00%	2.5717	1.015	0.0374	1.45%
112	03/03/2003	1	2.5956	0.00%	2.5717	1.009	0.0240	0.93%
113	03/04/2003	1	2.5850	0.00%	2.5717	1.005	0.0133	0.52%
114	03/04/2003	1	2.5760	0.00%	2.5717	1.002	0.0043	0.17%
115	03/05/2003	1	2.5970	0.00%	2.5717	1.010	0.0253	0.98%
116	03/06/2003	1	2.5978	0.00%	2.5717	1.010	0.0261	1.01%
117	03/06/2003	1	2.5898	0.00%	2.5717	1.007	0.0181	0.70%
118	03/06/2003	1	2.6146	0.00%	2.5717	1.017	0.0429	1.67%
119	03/07/2003	1	2.6135	0.00%	2.5717	1.016	0.0418	1.62%
120	03/07/2003	1	2.6021	0.00%	2.5717	1.012	0.0304	1.18%
121	03/08/2003	1	2.5865	0.00%	2.5717	1.006	0.0148	0.57%
122	03/08/2003	1	2.5996	0.00%	2.5717	1.011	0.0279	1.08%
123	03/09/2003	1	2.6062	0.00%	2.5718	1.013	0.0345	1.34%
124	03/09/2003	1	2.6150	0.00%	2.5718	1.017	0.0433	1.68%
125	03/10/2003	1	2.6049	0.00%	2.5718	1.013	0.0331	1.29%
126	03/12/2003	1	2.6138	0.00%	2.5718	1.016	0.0420	1.63%
127	03/12/2003	1	2.5928	0.00%	2.5718	1.008	0.0210	0.82%
128	03/15/2003	1	2.6302	0.00%	2.5718	1.023	0.0584	2.27%
129	03/16/2003	1	2.6059	0.00%	2.5719	1.013	0.0341	1.32%
130	03/16/2003	1	2.5972	0.00%	2.5719	1.010	0.0254	0.99%
131	03/17/2003	1	2.6070	0.00%	2.5719	1.014	0.0351	1.37%
132	03/21/2003	1	2.6359	0.00%	2.5719	1.025	0.0640	2.49%
133	03/22/2003	1	2.6336	0.00%	2.5719	1.024	0.0617	2.40%
134	03/23/2003	1	2.6235	0.00%	2.5720	1.020	0.0515	2.00%
135	03/23/2003	1	2.6057	0.00%	2.5720	1.013	0.0337	1.31%
136	03/24/2003	1	2.6185	0.00%	2.5720	1.018	0.0465	1.81%
137	03/24/2003	1	2.6102	0.00%	2.5720	1.015	0.0382	1.49%
138	05/05/2003	1	2.5699	0.00%	2.5726	0.999	-.0027	-.11%
139	05/06/2003	1	2.5765	0.00%	2.5726	1.002	0.0039	0.15%
140	05/06/2003	1	2.5719	0.00%	2.5726	1.000	-.0007	-.03%
141	05/06/2003	1	2.5667	0.00%	2.5726	0.998	-.0059	-.23%
142	05/06/2003	1	2.5643	0.00%	2.5726	0.997	-.0083	-.32%
143	05/06/2003	1	2.5771	0.00%	2.5726	1.002	0.0045	0.17%
144	05/06/2003	1	2.5768	0.00%	2.5726	1.002	0.0042	0.16%

P-EFFECTIVE DATA

Calendar Year 2003

SRS : Calex 1

#	Date Measured	Instr. ID	P-eff (mw/g)	Uncert. 1 STD	Accepted P-eff	Ratio M/A	mW/g Error	Percent Error
145	05/06/2003	1	2.5685	0.00%	2.5726	0.998	-.0041	-.16%
146	05/06/2003	1	2.5767	0.00%	2.5726	1.002	0.0041	0.16%
147	05/06/2003	1	2.5741	0.00%	2.5726	1.001	0.0015	0.06%
148	05/06/2003	1	2.5731	0.00%	2.5726	1.000	0.0005	0.02%
149	05/06/2003	1	2.5704	0.00%	2.5726	0.999	-.0022	-.09%
150	05/07/2003	1	2.5682	0.00%	2.5727	0.998	-.0045	-.17%
151	05/08/2003	1	2.5552	0.00%	2.5727	0.993	-.0175	-.68%
152	05/10/2003	1	2.5653	0.00%	2.5727	0.997	-.0074	-.29%
153	05/10/2003	1	2.5728	0.00%	2.5727	1.000	0.0001	0.00%
154	05/11/2003	1	2.5725	0.00%	2.5727	1.000	-.0002	-.01%
155	05/11/2003	1	2.5688	0.00%	2.5727	0.998	-.0039	-.15%
156	05/12/2003	1	2.5768	0.00%	2.5727	1.002	0.0041	0.16%
157	05/13/2003	1	2.5629	0.00%	2.5727	0.996	-.0098	-.38%
158	05/14/2003	1	2.5701	0.00%	2.5728	0.999	-.0027	-.10%
159	05/14/2003	1	2.5778	0.00%	2.5728	1.002	0.0050	0.20%
160	05/14/2003	1	2.5777	0.00%	2.5728	1.002	0.0049	0.19%
161	05/14/2003	1	2.5631	0.00%	2.5728	0.996	-.0097	-.38%
162	05/14/2003	1	2.5660	0.00%	2.5728	0.997	-.0068	-.26%
163	05/14/2003	1	2.5708	0.00%	2.5728	0.999	-.0020	-.08%
164	05/14/2003	1	2.5756	0.00%	2.5728	1.001	0.0028	0.11%
165	05/14/2003	1	2.5658	0.00%	2.5728	0.997	-.0070	-.27%
166	05/14/2003	1	2.5762	0.00%	2.5728	1.001	0.0034	0.13%
167	05/14/2003	1	2.5684	0.00%	2.5728	0.998	-.0044	-.17%
168	05/14/2003	1	2.5770	0.00%	2.5728	1.002	0.0042	0.16%
169	05/15/2003	1	2.5686	0.00%	2.5728	0.998	-.0042	-.16%
170	05/17/2003	1	2.5706	0.00%	2.5728	0.999	-.0022	-.09%
171	05/18/2003	1	2.5668	0.00%	2.5728	0.998	-.0060	-.23%
172	05/18/2003	1	2.5738	0.00%	2.5728	1.000	0.0010	0.04%
173	05/19/2003	1	2.5756	0.00%	2.5728	1.001	0.0028	0.11%
174	05/20/2003	1	2.5787	0.00%	2.5729	1.002	0.0059	0.23%
175	05/20/2003	1	2.5670	0.00%	2.5729	0.998	-.0059	-.23%
176	05/20/2003	1	2.5758	0.00%	2.5729	1.001	0.0030	0.11%
177	05/21/2003	1	2.5717	0.00%	2.5729	1.000	-.0012	-.05%
178	05/21/2003	1	2.5626	0.00%	2.5729	0.996	-.0103	-.40%
179	05/22/2003	1	2.5740	0.00%	2.5729	1.000	0.0011	0.04%
180	05/22/2003	1	2.5672	0.00%	2.5729	0.998	-.0057	-.22%
181	05/22/2003	1	2.5616	0.00%	2.5729	0.996	-.0113	-.44%
182	05/22/2003	1	2.5693	0.00%	2.5729	0.999	-.0036	-.14%
183	05/22/2003	1	2.5739	0.00%	2.5729	1.000	0.0010	0.04%
184	05/22/2003	1	2.5761	0.00%	2.5729	1.001	0.0032	0.13%
185	05/22/2003	1	2.5725	0.00%	2.5729	1.000	-.0004	-.01%
186	05/22/2003	1	2.5682	0.00%	2.5729	0.998	-.0047	-.18%
187	05/22/2003	1	2.5636	0.00%	2.5729	0.996	-.0093	-.36%
188	05/22/2003	1	2.5746	0.00%	2.5729	1.001	0.0017	0.07%
189	05/22/2003	1	2.5677	0.00%	2.5729	0.998	-.0052	-.20%
190	05/22/2003	1	2.5682	0.00%	2.5729	0.998	-.0047	-.18%
191	05/23/2003	1	2.5582	0.00%	2.5729	0.994	-.0147	-.57%
192	05/23/2003	1	2.5645	0.00%	2.5729	0.997	-.0084	-.33%

*

P-EFFECTIVE DATA

Calendar Year 2003

82

SRS : Calex 1

#	Date Measured	Instr. ID	P-eff (mw/g)	Uncert. 1 STD	Accepted P-eff	Ratio M/A	mW/g Error	Percent Error
193	05/24/2003	1	2.5694	0.00%	2.5729	0.999	-.0035	-.14%
194	05/25/2003	1	2.5563	0.00%	2.5729	0.994	-.0166	-.65%
195	05/26/2003	1	2.5789	0.00%	2.5729	1.002	0.0060	0.23%
196	05/26/2003	1	2.5631	0.00%	2.5729	0.996	-.0098	-.38%
197	05/26/2003	1	2.5623	0.00%	2.5729	0.996	-.0106	-.41%
198	05/30/2003	1	2.5730	0.00%	2.5730	1.000	0.0000	0.00%
199	05/31/2003	1	2.5717	0.00%	2.5730	0.999	-.0013	-.05%
200	05/31/2003	1	2.5789	0.00%	2.5730	1.002	0.0059	0.23%
201	05/31/2003	1	2.5793	0.00%	2.5730	1.002	0.0063	0.24%
202	05/31/2003	1	2.5781	0.00%	2.5730	1.002	0.0051	0.20%
203	05/31/2003	1	2.5763	0.00%	2.5730	1.001	0.0033	0.13%
204	05/31/2003	1	2.5718	0.00%	2.5730	1.000	-.0012	-.05%
205	05/31/2003	1	2.5777	0.00%	2.5730	1.002	0.0047	0.18%
206	05/31/2003	1	2.5638	0.00%	2.5730	0.996	-.0092	-.36%
207	05/31/2003	1	2.5811	0.00%	2.5730	1.003	0.0081	0.31%
208	06/01/2003	1	2.5680	0.00%	2.5730	0.998	-.0050	-.20%
209	06/02/2003	1	2.5761	0.00%	2.5730	1.001	0.0031	0.12%
210	06/02/2003	1	2.5651	0.00%	2.5730	0.997	-.0079	-.31%
211	06/02/2003	1	2.5759	0.00%	2.5730	1.001	0.0029	0.11%
212	06/06/2003	1	2.5647	0.00%	2.5731	0.997	-.0084	-.33%
213	06/07/2003	1	2.5712	0.00%	2.5731	0.999	-.0019	-.07%
214	06/08/2003	1	2.5759	0.00%	2.5731	1.001	0.0028	0.11%
215	06/08/2003	1	2.5681	0.00%	2.5731	0.998	-.0050	-.20%
216	06/09/2003	1	2.5644	0.00%	2.5732	0.997	-.0088	-.34%
217	06/09/2003	1	2.5779	0.00%	2.5732	1.002	0.0048	0.18%
218	06/10/2003	1	2.5811	0.00%	2.5732	1.003	0.0079	0.31%
219	06/10/2003	1	2.5717	0.00%	2.5732	0.999	-.0015	-.06%
220	06/11/2003	1	2.5699	0.00%	2.5732	0.999	-.0033	-.13%
221	06/12/2003	1	2.5695	0.00%	2.5732	0.999	-.0037	-.14%
222	06/12/2003	1	2.5709	0.00%	2.5732	0.999	-.0023	-.09%
223	06/13/2003	1	2.5722	0.00%	2.5732	1.000	-.0010	-.04%
224	06/13/2003	1	2.5779	0.00%	2.5732	1.002	0.0047	0.18%
225	06/14/2003	1	2.5742	0.00%	2.5732	1.000	0.0010	0.04%
226	06/15/2003	1	2.5686	0.00%	2.5732	0.998	-.0046	-.18%
227	06/15/2003	1	2.5719	0.00%	2.5732	0.999	-.0013	-.05%
228	06/15/2003	1	2.5798	0.00%	2.5732	1.003	0.0066	0.25%
229	06/16/2003	1	2.5732	0.00%	2.5733	1.000	-.0001	0.00%
230	06/19/2003	1	2.5700	0.00%	2.5733	0.999	-.0033	-.13%
231	06/19/2003	1	2.5727	0.00%	2.5733	1.000	-.0006	-.02%
232	06/20/2003	1	2.5708	0.00%	2.5733	0.999	-.0025	-.10%
233	06/20/2003	1	2.5712	0.00%	2.5733	0.999	-.0021	-.08%
234	06/23/2003	1	2.5659	0.00%	2.5734	0.997	-.0075	-.29%
235	06/23/2003	1	2.5629	0.00%	2.5734	0.996	-.0105	-.41%
236	06/24/2003	1	2.5693	0.00%	2.5734	0.998	-.0041	-.16%
237	06/26/2003	1	2.5651	0.00%	2.5734	0.997	-.0083	-.32%
238	06/26/2003	1	2.5597	0.00%	2.5734	0.995	-.0137	-.53%
239	06/26/2003	1	2.5621	0.00%	2.5734	0.996	-.0113	-.44%
240	06/26/2003	1	2.5684	0.00%	2.5734	0.998	-.0050	-.19%

P-EFFECTIVE DATA

Calendar Year 2003

SRS : Calex 1

#	Date Measured	Instr. ID	P-eff (mw/g)	Uncert. 1 STD	Accepted P-eff	Ratio M/A	mW/g Error	Percent Error
241	06/27/2003	1	2.5609	0.00%	2.5734	0.995	-.0125	-.49%
242	07/01/2003	1	2.5772	0.00%	2.5735	1.001	0.0037	0.14%
243	07/01/2003	1	2.5699	0.00%	2.5735	0.999	-.0036	-.14%
244	07/01/2003	1	2.5536	0.00%	2.5735	0.992	-.0199	-.77%
245	07/02/2003	1	2.5589	0.00%	2.5735	0.994	-.0146	-.57%
246	07/03/2003	1	2.5558	0.00%	2.5735	0.993	-.0177	-.69%
247	07/03/2003	1	2.5789	0.00%	2.5735	1.002	0.0054	0.21%
248	07/05/2003	1	2.5472	0.00%	2.5735	0.990	-.0263	*. **%
249	07/05/2003	1	2.5622	0.00%	2.5735	0.996	-.0113	-.44%
250	07/08/2003	1	2.5587	0.00%	2.5736	0.994	-.0149	-.58%
251	07/08/2003	1	2.5592	0.00%	2.5736	0.994	-.0144	-.56%
252	07/10/2003	1	2.5594	0.00%	2.5736	0.994	-.0142	-.55%
253	07/11/2003	1	2.5525	0.00%	2.5736	0.992	-.0211	-.82%
254	07/11/2003	1	2.5570	0.00%	2.5736	0.994	-.0166	-.65%
255	07/12/2003	1	2.5708	0.00%	2.5737	0.999	-.0029	-.11%
256	07/13/2003	1	2.5691	0.00%	2.5737	0.998	-.0046	-.18%
257	07/13/2003	1	2.5525	0.00%	2.5737	0.992	-.0212	-.82%
258	07/13/2003	1	2.5490	0.00%	2.5737	0.990	-.0247	-.96%
259	07/13/2003	1	2.5615	0.00%	2.5737	0.995	-.0122	-.47%
260	07/13/2003	1	2.5604	0.00%	2.5737	0.995	-.0133	-.52%
261	07/16/2003	1	2.5716	0.00%	2.5737	0.999	-.0021	-.08%
262	07/16/2003	1	2.5649	0.00%	2.5737	0.997	-.0088	-.34%
263	07/17/2003	1	2.5641	0.00%	2.5737	0.996	-.0096	-.37%
264	07/17/2003	1	2.5555	0.00%	2.5737	0.993	-.0182	-.71%
265	07/20/2003	1	2.5640	0.00%	2.5738	0.996	-.0098	-.38%
266	07/20/2003	1	2.5626	0.00%	2.5738	0.996	-.0112	-.43%
267	07/20/2003	1	2.5602	0.00%	2.5738	0.995	-.0136	-.53%
268	07/20/2003	1	2.5556	0.00%	2.5738	0.993	-.0182	-.71%
269	07/23/2003	1	2.5684	0.00%	2.5738	0.998	-.0054	-.21%
270	07/25/2003	1	2.5648	0.00%	2.5738	0.996	-.0090	-.35%
271	07/26/2003	1	2.5604	0.00%	2.5739	0.995	-.0135	-.52%
272	07/26/2003	1	2.5625	0.00%	2.5739	0.996	-.0114	-.44%
273	07/26/2003	1	2.5695	0.00%	2.5739	0.998	-.0044	-.17%
274	07/26/2003	1	2.5622	0.00%	2.5739	0.995	-.0117	-.45%
275	07/27/2003	1	2.5673	0.00%	2.5739	0.997	-.0066	-.26%
276	07/27/2003	1	2.5650	0.00%	2.5739	0.997	-.0089	-.34%
277	07/28/2003	1	2.5736	0.00%	2.5739	1.000	-.0003	-.01%
278	07/28/2003	1	2.5704	0.00%	2.5739	0.999	-.0035	-.14%
279	07/29/2003	1	2.5720	0.00%	2.5739	0.999	-.0019	-.07%
280	07/29/2003	1	2.5675	0.00%	2.5739	0.998	-.0064	-.25%
281	08/07/2003	1	2.5722	0.00%	2.5740	0.999	-.0018	-.07%
282	08/17/2003	1	2.5632	0.00%	2.5742	0.996	-.0110	-.43%
283	08/17/2003	1	2.5633	0.00%	2.5742	0.996	-.0109	-.42%
284	08/17/2003	1	2.5606	0.00%	2.5742	0.995	-.0136	-.53%
285	08/19/2003	1	2.5488	0.00%	2.5742	0.990	-.0254	-.99%
286	08/19/2003	1	2.5562	0.00%	2.5742	0.993	-.0180	-.70%
287	08/19/2003	1	2.5546	0.00%	2.5742	0.992	-.0196	-.76%
288	08/19/2003	1	2.5502	0.00%	2.5742	0.991	-.0240	-.93%

P-EFFECTIVE DATA

Calendar Year 2003

SRS : Calex 1

#	Date Measured	Instr. ID	P-eff (mw/g)	Uncert. 1 STD	Accepted P-eff	Ratio M/A	mW/g Error	Percent Error
289	08/19/2003	1	2.5774	0.00%	2.5742	1.001	0.0032	0.12%
290	08/19/2003	1	2.5479	0.00%	2.5742	0.990	-.0263	*.***%
291	08/19/2003	1	2.5688	0.00%	2.5742	0.998	-.0054	-.21%
292	08/19/2003	1	2.5623	0.00%	2.5742	0.995	-.0119	-.46%
293	08/19/2003	1	2.5685	0.00%	2.5742	0.998	-.0057	-.22%
294	08/19/2003	1	2.5629	0.00%	2.5742	0.996	-.0113	-.44%
295	08/19/2003	1	2.5573	0.00%	2.5742	0.993	-.0169	-.66%
296	08/19/2003	1	2.5568	0.00%	2.5742	0.993	-.0174	-.68%
297	08/19/2003	1	2.5840	0.00%	2.5742	1.004	0.0098	0.38%
298	08/19/2003	1	2.5553	0.00%	2.5742	0.993	-.0189	-.73%
299	08/19/2003	1	2.5619	0.00%	2.5742	0.995	-.0123	-.48%
300	08/19/2003	1	2.5676	0.00%	2.5742	0.997	-.0066	-.26%
301	08/19/2003	1	2.5640	0.00%	2.5742	0.996	-.0102	-.40%
302	08/20/2003	1	2.5558	0.00%	2.5742	0.993	-.0184	-.72%
303	08/21/2003	1	2.5556	0.00%	2.5743	0.993	-.0187	-.72%
304	08/23/2003	1	2.5570	0.00%	2.5743	0.993	-.0173	-.67%
305	08/23/2003	1	2.5503	0.00%	2.5743	0.991	-.0240	-.93%
306	08/24/2003	1	2.5653	0.00%	2.5743	0.997	-.0090	-.35%
307	08/24/2003	1	2.5492	0.00%	2.5743	0.990	-.0251	-.97%
308	08/26/2003	1	2.5600	0.00%	2.5743	0.994	-.0143	-.56%
309	08/27/2003	1	2.5731	0.00%	2.5743	1.000	-.0012	-.05%
310	08/27/2003	1	2.5595	0.00%	2.5743	0.994	-.0148	-.58%
311	08/28/2003	1	2.5569	0.00%	2.5744	0.993	-.0175	-.68%
312	08/30/2003	1	2.5604	0.00%	2.5744	0.995	-.0140	-.54%
313	08/31/2003	1	2.5671	0.00%	2.5744	0.997	-.0073	-.28%
314	09/01/2003	1	2.5550	0.00%	2.5744	0.992	-.0194	-.75%
315	09/01/2003	1	2.5458	0.00%	2.5744	0.989	-.0286	*.***%
316	09/02/2003	1	2.5742	0.00%	2.5744	1.000	-.0002	-.01%
317	09/04/2003	1	2.5554	0.00%	2.5745	0.993	-.0191	-.74%
318	09/08/2003	1	2.5594	0.00%	2.5745	0.994	-.0151	-.59%
319	09/08/2003	1	2.5626	0.00%	2.5745	0.995	-.0119	-.46%
320	09/09/2003	1	2.5572	0.00%	2.5745	0.993	-.0173	-.67%
321	09/09/2003	1	2.5668	0.00%	2.5745	0.997	-.0077	-.30%
322	09/09/2003	1	2.5521	0.00%	2.5745	0.991	-.0224	-.87%
323	09/09/2003	1	2.5666	0.00%	2.5745	0.997	-.0079	-.31%
324	09/09/2003	1	2.5472	0.00%	2.5745	0.989	-.0273	*.***%
325	09/09/2003	1	2.5606	0.00%	2.5745	0.995	-.0139	-.54%
326	09/09/2003	1	2.5648	0.00%	2.5745	0.996	-.0097	-.38%
327	09/09/2003	1	2.5571	0.00%	2.5745	0.993	-.0174	-.68%
328	09/09/2003	1	2.5625	0.00%	2.5745	0.995	-.0120	-.47%
329	09/09/2003	1	2.5667	0.00%	2.5745	0.997	-.0078	-.30%
330	09/09/2003	1	2.5520	0.00%	2.5745	0.991	-.0225	-.88%
331	09/09/2003	1	2.5665	0.00%	2.5745	0.997	-.0080	-.31%
332	09/09/2003	1	2.5471	0.00%	2.5745	0.989	-.0274	*.***%
333	09/09/2003	1	2.5605	0.00%	2.5745	0.995	-.0140	-.54%
334	09/09/2003	1	2.5647	0.00%	2.5745	0.996	-.0098	-.38%
335	09/10/2003	1	2.5624	0.00%	2.5746	0.995	-.0122	-.47%
336	09/10/2003	1	2.5665	0.00%	2.5746	0.997	-.0081	-.31%

P-EFFECTIVE DATA

Calendar Year 2003

85

SRS : Calex 1

#	Date Measured	Instr. ID	P-eff (mw/g)	Uncert. 1 STD	Accepted P-eff	Ratio M/A	mW/g Error	Percent Error
337	09/10/2003	1	2.5533	0.00%	2.5746	0.992	-.0213	-.83%
338	09/10/2003	1	2.5568	0.00%	2.5746	0.993	-.0178	-.69%
339	09/10/2003	1	2.5666	0.00%	2.5746	0.997	-.0080	-.31%
340	09/10/2003	1	2.5591	0.00%	2.5746	0.994	-.0155	-.60%
341	09/10/2003	1	2.5490	0.00%	2.5746	0.990	-.0256	-.99%
342	09/10/2003	1	2.5623	0.00%	2.5746	0.995	-.0123	-.48%
343	09/10/2003	1	2.5664	0.00%	2.5746	0.997	-.0082	-.32%
344	09/10/2003	1	2.5532	0.00%	2.5746	0.992	-.0214	-.83%
345	09/10/2003	1	2.5567	0.00%	2.5746	0.993	-.0179	-.69%
346	09/10/2003	1	2.5665	0.00%	2.5746	0.997	-.0081	-.31%
347	09/10/2003	1	2.5590	0.00%	2.5746	0.994	-.0156	-.60%
348	09/10/2003	1	2.5488	0.00%	2.5746	0.990	-.0258	*. **%
349	09/11/2003	1	2.5598	0.00%	2.5746	0.994	-.0148	-.57%
350	09/12/2003	1	2.5560	0.00%	2.5746	0.993	-.0186	-.72%
351	09/12/2003	1	2.5679	0.00%	2.5746	0.997	-.0067	-.26%
352	09/12/2003	1	2.5546	0.00%	2.5746	0.992	-.0200	-.78%
353	09/12/2003	1	2.5586	0.00%	2.5746	0.994	-.0160	-.62%
354	09/12/2003	1	2.5654	0.00%	2.5746	0.996	-.0092	-.36%
355	09/12/2003	1	2.5527	0.00%	2.5746	0.992	-.0219	-.85%
356	09/12/2003	1	2.5666	0.00%	2.5746	0.997	-.0080	-.31%
357	09/15/2003	1	2.5631	0.00%	2.5746	0.996	-.0115	-.45%
358	09/19/2003	1	2.5590	0.00%	2.5747	0.994	-.0157	-.61%
359	09/19/2003	1	2.5542	0.00%	2.5747	0.992	-.0205	-.80%
360	09/20/2003	1	2.5538	0.00%	2.5747	0.992	-.0209	-.81%
361	09/20/2003	1	2.5672	0.00%	2.5747	0.997	-.0075	-.29%
362	09/20/2003	1	2.5587	0.00%	2.5747	0.994	-.0160	-.62%
363	09/21/2003	1	2.5655	0.00%	2.5747	0.996	-.0092	-.36%
364	09/22/2003	1	2.5588	0.00%	2.5747	0.994	-.0159	-.62%
365	09/23/2003	1	2.5641	0.00%	2.5747	0.996	-.0106	-.41%
366	09/24/2003	1	2.5707	0.00%	2.5748	0.998	-.0041	-.16%
367	09/24/2003	1	2.5576	0.00%	2.5748	0.993	-.0172	-.67%
368	09/25/2003	1	2.5598	0.00%	2.5748	0.994	-.0150	-.58%
369	09/25/2003	1	2.5483	0.00%	2.5748	0.990	-.0265	*. **%
370	09/26/2003	1	2.5677	0.00%	2.5748	0.997	-.0071	-.27%
371	09/27/2003	1	2.5731	0.00%	2.5748	0.999	-.0017	-.07%
372	09/28/2003	1	2.5659	0.00%	2.5748	0.997	-.0089	-.35%
373	09/28/2003	1	2.5688	0.00%	2.5748	0.998	-.0060	-.23%
374	09/29/2003	1	2.5660	0.00%	2.5748	0.997	-.0088	-.34%
375	09/30/2003	1	2.5737	0.00%	2.5749	1.000	-.0012	-.04%
376	10/01/2003	1	2.5558	0.00%	2.5749	0.993	-.0191	-.74%
377	10/01/2003	1	2.5596	0.00%	2.5749	0.994	-.0153	-.59%
378	10/02/2003	1	2.5515	0.00%	2.5749	0.991	-.0234	-.91%
379	10/03/2003	1	2.5719	0.00%	2.5749	0.999	-.0030	-.12%
380	10/03/2003	1	2.5587	0.00%	2.5749	0.994	-.0162	-.63%
381	10/03/2003	1	2.5644	0.00%	2.5749	0.996	-.0105	-.41%
382	10/04/2003	1	2.5615	0.00%	2.5749	0.995	-.0134	-.52%
383	10/04/2003	1	2.5687	0.00%	2.5749	0.998	-.0062	-.24%
384	10/05/2003	1	2.5609	0.00%	2.5749	0.995	-.0140	-.54%

P-EFFECTIVE DATA

Calendar Year 2003

SRS : Calex 1

#	Date Measured	Instr. ID	P-eff (mw/g)	Uncert. 1 STD	Accepted P-eff	Ratio M/A	mW/g Error	Percent Error
385	10/06/2003	1	2.5614	0.00%	2.5749	0.995	-.0135	-.53%
386	10/07/2003	1	2.5594	0.00%	2.5750	0.994	-.0156	-.60%
387	10/07/2003	1	2.5560	0.00%	2.5750	0.993	-.0190	-.74%
388	10/08/2003	1	2.5697	0.00%	2.5750	0.998	-.0053	-.20%
389	10/09/2003	1	2.5617	0.00%	2.5750	0.995	-.0133	-.52%
390	10/10/2003	1	2.5563	0.00%	2.5750	0.993	-.0187	-.73%
391	10/10/2003	1	2.5687	0.00%	2.5750	0.998	-.0063	-.24%
392	10/11/2003	1	2.5628	0.00%	2.5750	0.995	-.0122	-.47%
393	10/11/2003	1	2.5647	0.00%	2.5750	0.996	-.0103	-.40%
394	10/12/2003	1	2.5684	0.00%	2.5750	0.997	-.0066	-.26%
395	10/12/2003	1	2.5630	0.00%	2.5750	0.995	-.0120	-.47%
396	10/12/2003	1	2.5618	0.00%	2.5750	0.995	-.0132	-.51%
397	10/13/2003	1	2.5537	0.00%	2.5750	0.992	-.0213	-.83%
398	10/14/2003	1	2.5595	0.00%	2.5751	0.994	-.0156	-.60%
399	10/14/2003	1	2.5634	0.00%	2.5751	0.995	-.0117	-.45%
400	10/15/2003	1	2.5558	0.00%	2.5751	0.993	-.0193	-.75%
401	10/15/2003	1	2.5639	0.00%	2.5751	0.996	-.0112	-.43%
402	10/15/2003	1	2.5557	0.00%	2.5751	0.992	-.0194	-.75%
403	10/15/2003	1	2.5558	0.00%	2.5751	0.993	-.0193	-.75%
404	10/16/2003	1	2.5579	0.00%	2.5751	0.993	-.0172	-.67%
405	10/17/2003	1	2.5665	0.00%	2.5751	0.997	-.0086	-.33%
406	10/22/2003	1	2.5699	0.00%	2.5752	0.998	-.0053	-.21%
407	10/23/2003	1	2.5554	0.00%	2.5752	0.992	-.0198	-.77%
408	10/23/2003	1	2.5660	0.00%	2.5752	0.996	-.0092	-.36%
409	10/24/2003	1	2.5703	0.00%	2.5752	0.998	-.0049	-.19%
410	10/28/2003	1	2.5633	0.00%	2.5753	0.995	-.0120	-.46%
411	10/28/2003	1	2.5675	0.00%	2.5753	0.997	-.0078	-.30%
412	10/28/2003	1	2.5849	0.00%	2.5753	1.004	0.0096	0.37%
413	10/28/2003	1	2.5778	0.00%	2.5753	1.001	0.0025	0.10%
414	10/28/2003	1	2.5624	0.00%	2.5753	0.995	-.0129	-.50%
415	10/28/2003	1	2.5673	0.00%	2.5753	0.997	-.0080	-.31%
416	10/28/2003	1	2.5738	0.00%	2.5753	0.999	-.0015	-.06%
417	10/29/2003	1	2.5515	0.00%	2.5753	0.991	-.0238	-.92%
418	10/30/2003	1	2.5622	0.00%	2.5753	0.995	-.0131	-.51%
419	10/30/2003	1	2.5614	0.00%	2.5753	0.995	-.0139	-.54%
420	10/30/2003	1	2.5639	0.00%	2.5753	0.996	-.0114	-.44%
421	11/03/2003	1	2.5502	0.00%	2.5754	0.990	-.0252	-.98%
422	11/03/2003	1	2.5634	0.00%	2.5754	0.995	-.0120	-.46%
423	11/03/2003	1	2.5640	0.00%	2.5754	0.996	-.0114	-.44%
424	11/03/2003	1	2.5510	0.00%	2.5754	0.991	-.0244	-.95%
425	11/03/2003	1	2.5653	0.00%	2.5754	0.996	-.0101	-.39%
426	11/03/2003	1	2.5558	0.00%	2.5754	0.992	-.0196	-.76%
427	11/04/2003	1	2.5570	0.00%	2.5754	0.993	-.0184	-.71%
428	11/06/2003	1	2.5604	0.00%	2.5754	0.994	-.0150	-.58%
429	11/07/2003	1	2.5655	0.00%	2.5754	0.996	-.0099	-.38%
430	11/10/2003	1	2.5584	0.00%	2.5755	0.993	-.0171	-.66%
431	11/10/2003	1	2.5661	0.00%	2.5755	0.996	-.0094	-.36%
432	11/12/2003	1	2.5595	0.00%	2.5755	0.994	-.0160	-.62%

P-EFFECTIVE DATA

Calendar Year 2003

SRS : Calex 1

#	Date Measured	Instr. ID	P-eff (mw/g)	Uncert. 1 STD	Accepted P-eff	Ratio M/A	mW/g Error	Percent Error
433	11/12/2003	1	2.5576	0.00%	2.5755	0.993	-.0179	-.69%
434	11/13/2003	1	2.5678	0.00%	2.5755	0.997	-.0077	-.30%
435	11/14/2003	1	2.5519	0.00%	2.5755	0.991	-.0236	-.92%
436	11/16/2003	1	2.5556	0.00%	2.5755	0.992	-.0199	-.77%
437	11/18/2003	1	2.5586	0.00%	2.5756	0.993	-.0170	-.66%
438	11/19/2003	1	2.5530	0.00%	2.5756	0.991	-.0226	-.88%
439	11/19/2003	1	2.5521	0.00%	2.5756	0.991	-.0235	-.91%
440	11/19/2003	1	2.5635	0.00%	2.5756	0.995	-.0121	-.47%
441	11/19/2003	1	2.5632	0.00%	2.5756	0.995	-.0124	-.48%
442	11/19/2003	1	2.5565	0.00%	2.5756	0.993	-.0191	-.74%
443	11/19/2003	1	2.5613	0.00%	2.5756	0.994	-.0143	-.55%
444	11/19/2003	1	2.5559	0.00%	2.5756	0.992	-.0197	-.76%
445	11/20/2003	1	2.5620	0.00%	2.5756	0.995	-.0136	-.53%
446	11/21/2003	1	2.5567	0.00%	2.5756	0.993	-.0189	-.73%
447	11/25/2003	1	2.5570	0.00%	2.5757	0.993	-.0187	-.72%
448	11/25/2003	1	2.5622	0.00%	2.5757	0.995	-.0135	-.52%
449	11/26/2003	1	2.5677	0.00%	2.5757	0.997	-.0080	-.31%
450	11/26/2003	1	2.5578	0.00%	2.5757	0.993	-.0179	-.69%
451	11/27/2003	1	2.5536	0.00%	2.5757	0.991	-.0221	-.86%
452	11/27/2003	1	2.5623	0.00%	2.5757	0.995	-.0134	-.52%
453	12/03/2003	1	2.5593	0.00%	2.5758	0.994	-.0165	-.64%
454	12/03/2003	1	2.5676	0.00%	2.5758	0.997	-.0082	-.32%
455	12/09/2003	1	2.5635	0.00%	2.5759	0.995	-.0124	-.48%
456	12/11/2003	1	2.5646	0.00%	2.5759	0.996	-.0113	-.44%
457	12/11/2003	1	2.5621	0.00%	2.5759	0.995	-.0138	-.54%
458	12/12/2003	1	2.5569	0.00%	2.5759	0.993	-.0190	-.74%
459	12/13/2003	1	2.5599	0.00%	2.5759	0.994	-.0160	-.62%
460	12/14/2003	1	2.5608	0.00%	2.5760	0.994	-.0152	-.59%
461	12/14/2003	1	2.5611	0.00%	2.5760	0.994	-.0149	-.58%
462	12/17/2003	1	2.5703	0.00%	2.5760	0.998	-.0057	-.22%
463	12/17/2003	1	2.5689	0.00%	2.5760	0.997	-.0071	-.28%
464	12/18/2003	1	2.5685	0.00%	2.5760	0.997	-.0075	-.29%
465	12/19/2003	1	2.5557	0.00%	2.5760	0.992	-.0203	-.79%
466	12/19/2003	1	2.5727	0.00%	2.5760	0.999	-.0033	-.13%
467	12/20/2003	1	2.5698	0.00%	2.5760	0.998	-.0062	-.24%
468	12/21/2003	1	2.5655	0.00%	2.5761	0.996	-.0106	-.41%
469	12/22/2003	1	2.5698	0.00%	2.5761	0.998	-.0063	-.24%
470	12/22/2003	1	2.5640	0.00%	2.5761	0.995	-.0121	-.47%
471	12/23/2003	1	2.5619	0.00%	2.5761	0.994	-.0142	-.55%
472	12/23/2003	1	2.5706	0.00%	2.5761	0.998	-.0055	-.21%
473	12/24/2003	1	2.5627	0.00%	2.5761	0.995	-.0134	-.52%
474	12/26/2003	1	2.5615	0.00%	2.5761	0.994	-.0146	-.57%
475	12/27/2003	1	2.5741	0.00%	2.5762	0.999	-.0021	-.08%
476	12/27/2003	1	2.5699	0.00%	2.5762	0.998	-.0063	-.24%
477	12/28/2003	1	2.5491	0.00%	2.5762	0.989	-.0271	*. **%
478	12/29/2003	1	2.5666	0.00%	2.5762	0.996	-.0096	-.37%
479	12/29/2003	1	2.5572	0.00%	2.5762	0.993	-.0190	-.74%
480	12/30/2003	1	2.5694	0.00%	2.5762	0.997	-.0068	-.26%

*

P-EFFECTIVE DATA

Calendar Year 2003

SRS : Calex 1

#	Date Measured	Instr. ID	P-eff (mw/g)	Uncert. 1 STD	Accepted P-eff	Ratio M/A	mW/g Error	Percent Error
481	12/30/2003	1	2.5831	0.00%	2.5762	1.003	0.0069	0.27%
482	12/31/2003	1	2.5561	0.00%	2.5762	0.992	-.0201	-.78%

Statistical outliers are in bold *, and are not included in graphs and tables.

Mean Error:	-0.0037	-0.14%
Standard Deviation:	0.0154	0.60%

I. ^{238}Pu ISOTOPE ABUNDANCE TABLES AND GRAPHS

RESULTS OF ANALYSIS OF 238-Pu DATA
1st QUARTER 2003 Calex 1

	HANFORD	LLNL	SRS
Mean error (weight %)	-0.0003%	-0.0001%	0.0038%
Standard Deviation (weight %)	0.0005%	0.0003%	0.0029%
Uncertainty in the Mean (weight %)	0.0001%	0.0001%	0.0003%
Mean Error (%)	-3.00%	-1.37%	44.81%
Standard Deviation (%)	5.93%	3.24%	34.58%
Uncertainty in the Mean (%)	0.99%	0.66%	2.97%
Number of Data Points	36	24	136
Number of Outliers	0	0	1

Difference from Last Quarter in:

Mean error (weight %)	0.0000%	0.0001%	0.0039%
Standard Deviation (weight %)	0.0000%	-0.0001%	0.0020%
Uncertainty in the Mean (weight %)	0.0000%	0.0000%	0.0002%
Mean Error (%)	-0.01%	0.74%	45.55%
Standard Deviation (%)	-0.10%	-0.73%	23.64%
Uncertainty in the Mean (%)	0.04%	-0.23%	1.82%
Number of Data Points	-4	4	45

RESULTS OF ANALYSIS OF 238-Pu DATA
2nd QUARTER 2003 Calex 1

	HANFORD	LLNL	SRS
Mean error (weight %)	-0.0003%	-0.0003%	-0.0002%
Standard Deviation (weight %)	0.0004%	0.0003%	0.0006%
Uncertainty in the Mean (weight %)	0.0001%	0.0001%	0.0001%
Mean Error (%)	-3.70%	-3.14%	-2.56%
Standard Deviation (%)	4.81%	3.67%	6.61%
Uncertainty in the Mean (%)	0.68%	0.80%	0.65%
Number of Data Points	50	21	103
Number of Outliers	1	1	1

Difference from Last Quarter in:

Mean error (weight %)	-0.0001%	-0.0001%	-0.0040%
Standard Deviation (weight %)	-0.0001%	0.0000%	-0.0024%
Uncertainty in the Mean (weight %)	0.0000%	0.0000%	-0.0002%
Mean Error (%)	-0.71%	-1.77%	-47.37%
Standard Deviation (%)	-1.12%	0.43%	-27.97%
Uncertainty in the Mean (%)	-0.31%	0.14%	-2.31%
Number of Data Points	14	-3	-33

RESULTS OF ANALYSIS OF 238-Pu DATA
3rd QUARTER 2003 Calex 1

	HANFORD	LLNL	SRS
Mean error (weight %)	-0.0002%	-0.0003%	-0.0016%
Standard Deviation (weight %)	0.0005%	0.0003%	0.0008%
Uncertainty in the Mean (weight %)	0.0001%	0.0000%	0.0001%
Mean Error (%)	-2.67%	-3.33%	-18.44%
Standard Deviation (%)	5.56%	3.19%	8.97%
Uncertainty in the Mean (%)	0.79%	0.55%	0.77%
Number of Data Points	50	34	134
Number of Outliers	1	0	0

Difference from Last Quarter in:

Mean error (weight %)	0.0001%	0.0000%	-0.0013%
Standard Deviation (weight %)	0.0001%	0.0000%	0.0002%
Uncertainty in the Mean (weight %)	0.0000%	0.0000%	0.0000%
Mean Error (%)	1.04%	-0.19%	-15.88%
Standard Deviation (%)	0.74%	-0.48%	2.36%
Uncertainty in the Mean (%)	0.10%	-0.25%	0.12%
Number of Data Points	0	13	31

RESULTS OF ANALYSIS OF 238-Pu DATA
4th QUARTER 2003 Calex 1

	HANFORD	LLNL	SRS
Mean error (weight %)	-0.0003%	-0.0003%	-0.0016%
Standard Deviation (weight %)	0.0004%	0.0003%	0.0011%
Uncertainty in the Mean (weight %)	0.0001%	0.0001%	0.0001%
Mean Error (%)	-2.98%	-3.82%	-18.38%
Standard Deviation (%)	5.29%	3.18%	12.86%
Uncertainty in the Mean (%)	0.97%	1.06%	1.25%
Number of Data Points	30	9	106
Number of Outliers	0	0	1

Difference from Last Quarter in:

Mean error (weight %)	0.0000%	0.0000%	0.0000%
Standard Deviation (weight %)	0.0000%	0.0000%	0.0003%
Uncertainty in the Mean (weight %)	0.0000%	0.0000%	0.0000%
Mean Error (%)	-0.32%	-0.49%	0.06%
Standard Deviation (%)	-0.27%	-0.01%	3.89%
Uncertainty in the Mean (%)	0.18%	0.51%	0.47%
Number of Data Points	-20	-25	-28

RESULTS OF ANALYSIS OF 238-Pu DATA
1st QUARTER 2003 Calex 2

	HANFORD	LLNL	SRS
Mean error (weight %)	****	0.0014%	****
Standard Deviation (weight %)	****	0.0005%	****
Uncertainty in the Mean (weight %)	****	0.0003%	****
Mean Error (%)	****	1.85%	****
Standard Deviation (%)	****	0.73%	****
Uncertainty in the Mean (%)	****	0.42%	****
Number of Data Points	****	3	****
Number of Outliers	****	0	****
Difference from Last Quarter in:			
Mean error (weight %)	****	-0.0009%	****
Standard Deviation (weight %)	****	-0.0001%	****
Uncertainty in the Mean (weight %)	****	0.0001%	****
Mean Error (%)	****	-1.21%	****
Standard Deviation (%)	****	-0.09%	****
Uncertainty in the Mean (%)	****	0.11%	****
Number of Data Points	0	-4	0

RESULTS OF ANALYSIS OF 238-Pu DATA
2nd QUARTER 2003 Calex 2

	HANFORD	LLNL	SRS
Mean error (weight %)	****	0.0018%	****
Standard Deviation (weight %)	****	0.0004%	****
Uncertainty in the Mean (weight %)	****	0.0002%	****
Mean Error (%)	****	2.38%	****
Standard Deviation (%)	****	0.59%	****
Uncertainty in the Mean (%)	****	0.30%	****
Number of Data Points	****	4	****
Number of Outliers	****	0	****
Difference from Last Quarter in:			
Mean error (weight %)	****	0.0004%	****
Standard Deviation (weight %)	****	-0.0001%	****
Uncertainty in the Mean (weight %)	****	-0.0001%	****
Mean Error (%)	****	0.54%	****
Standard Deviation (%)	****	-0.14%	****
Uncertainty in the Mean (%)	****	-0.12%	****
Number of Data Points	0	1	0

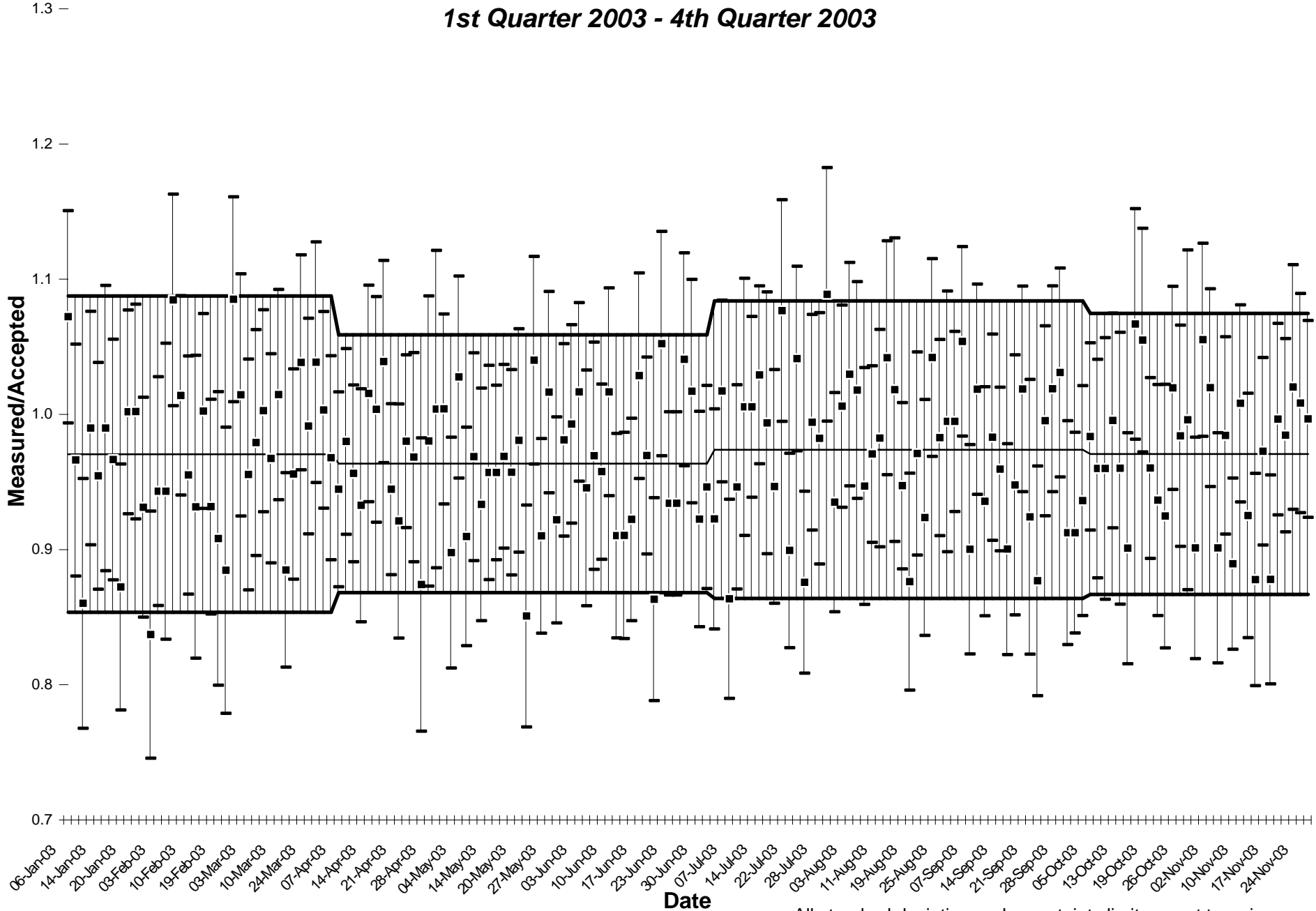
RESULTS OF ANALYSIS OF 238-Pu DATA
3rd QUARTER 2003 Calex 2

	HANFORD	LLNL	SRS
Mean error (weight %)	****	0.0021%	****
Standard Deviation (weight %)	****	0.0004%	****
Uncertainty in the Mean (weight %)	****	0.0002%	****
Mean Error (%)	****	2.72%	****
Standard Deviation (%)	****	0.51%	****
Uncertainty in the Mean (%)	****	0.23%	****
Number of Data Points	****	5	****
Number of Outliers	****	0	****
Difference from Last Quarter in:			
Mean error (weight %)	****	0.0002%	****
Standard Deviation (weight %)	****	-0.0001%	****
Uncertainty in the Mean (weight %)	****	0.0000%	****
Mean Error (%)	****	0.33%	****
Standard Deviation (%)	****	-0.08%	****
Uncertainty in the Mean (%)	****	-0.07%	****
Number of Data Points	0	1	0

RESULTS OF ANALYSIS OF 238-Pu DATA
4th QUARTER 2003 Calex 2

	HANFORD	LLNL	SRS
Mean error (weight %)	****	0.0018%	****
Standard Deviation (weight %)	****	0.0003%	****
Uncertainty in the Mean (weight %)	****	0.0001%	****
Mean Error (%)	****	2.43%	****
Standard Deviation (%)	****	0.42%	****
Uncertainty in the Mean (%)	****	0.19%	****
Number of Data Points	****	5	****
Number of Outliers	****	0	****
Difference from Last Quarter in:			
Mean error (weight %)	****	-0.0002%	****
Standard Deviation (weight %)	****	-0.0001%	****
Uncertainty in the Mean (weight %)	****	0.0000%	****
Mean Error (%)	****	-0.29%	****
Standard Deviation (%)	****	-0.10%	****
Uncertainty in the Mean (%)	****	-0.04%	****
Number of Data Points	0	0	0

HANFORD
238-Pu, Calex 1
1st Quarter 2003 - 4th Quarter 2003



All standard deviation and uncertainty limits are at two sigma.

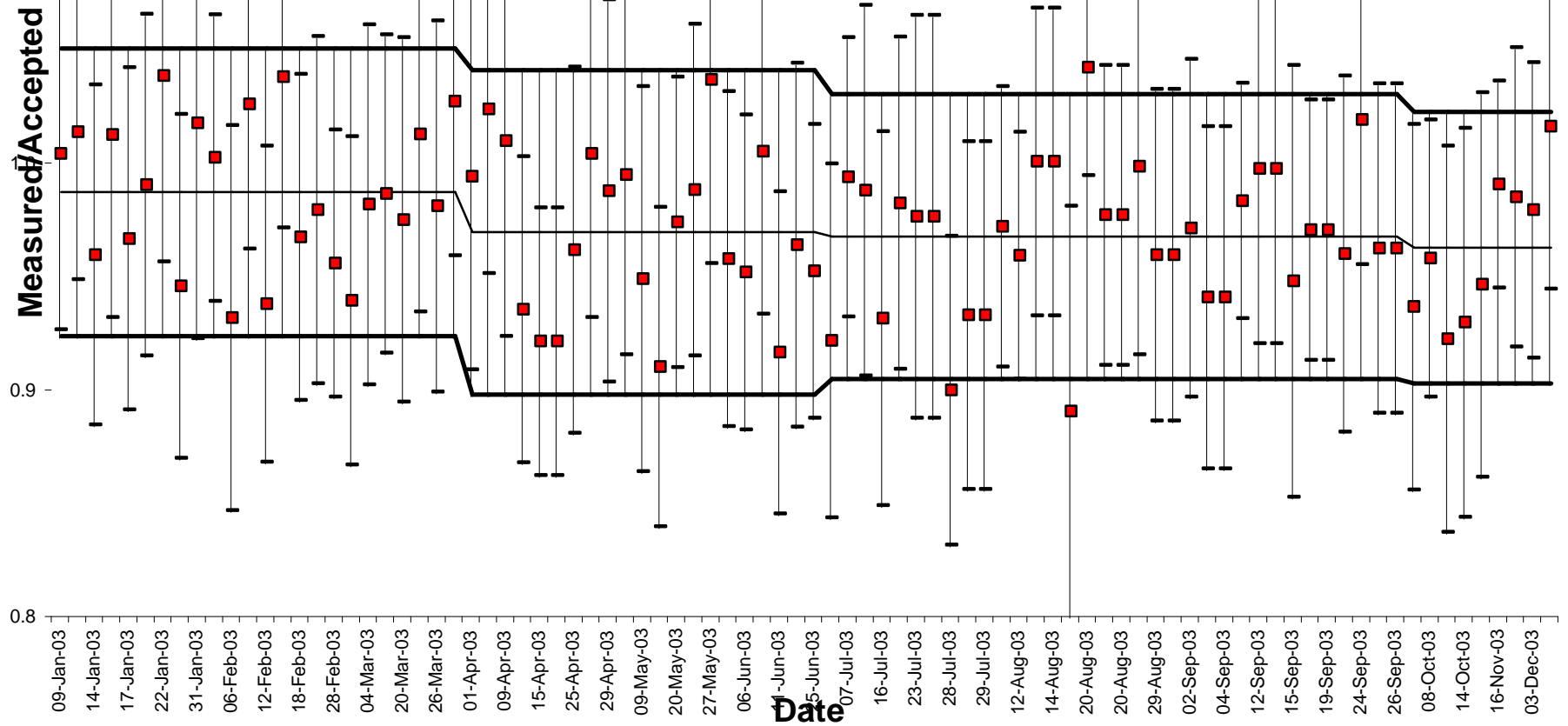
LAWRENCE LIVERMORE

238-Pu, Calex 1

1st Quarter 2003 - 4th Quarter 2003

1.2 -

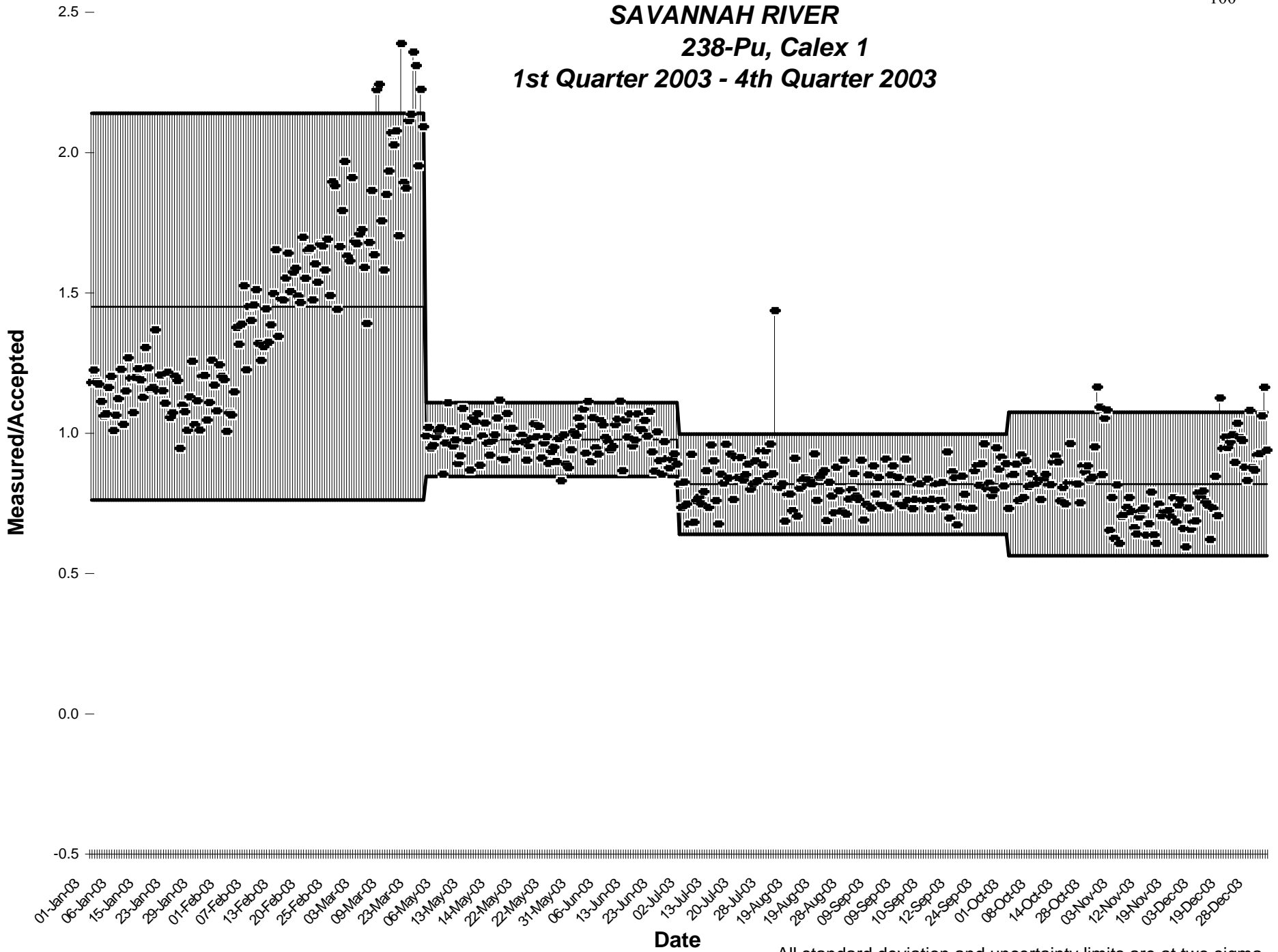
1.1 -



0.8 -

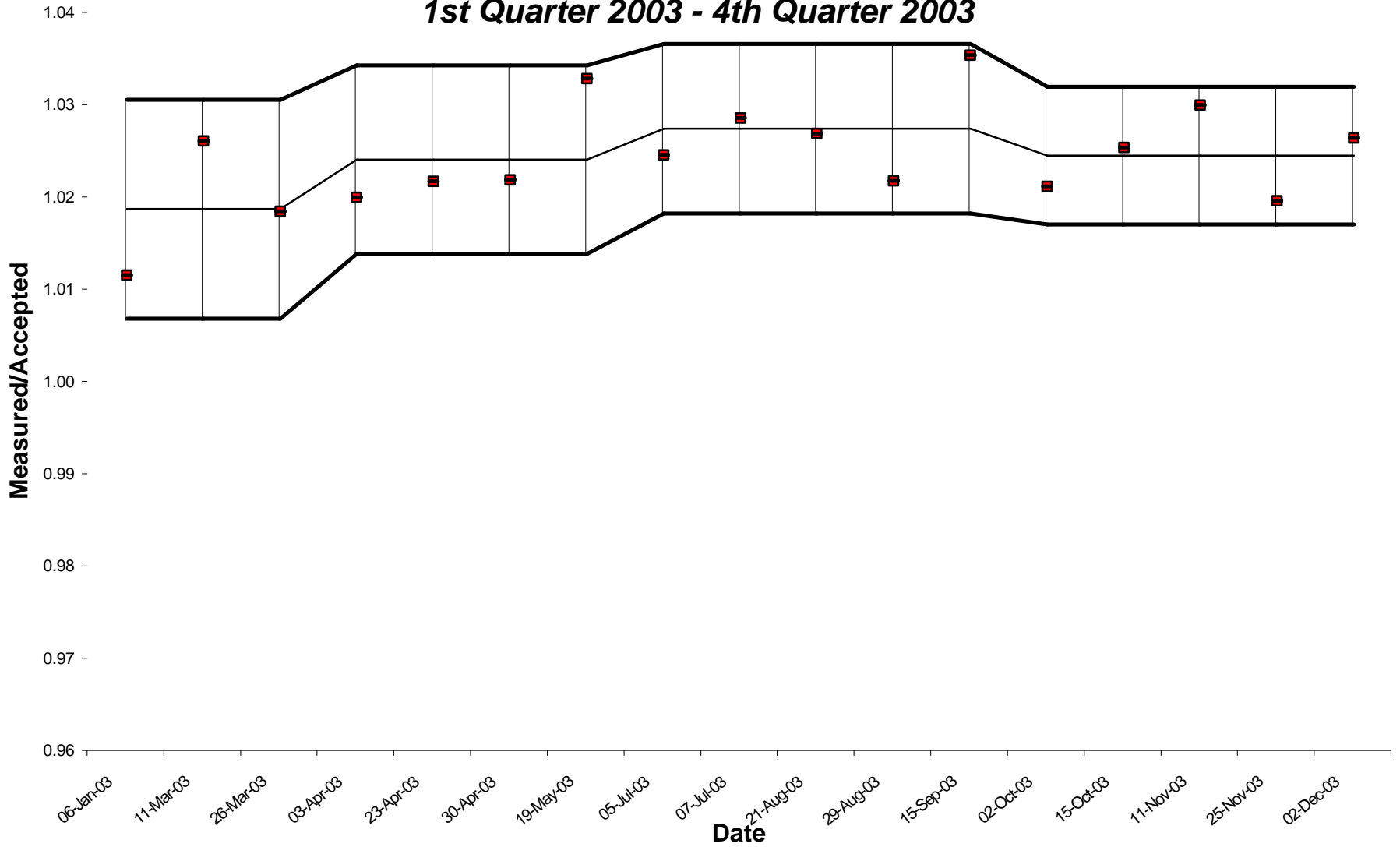
All standard deviation and uncertainty limits are at two sigma.

SAVANNAH RIVER 238-Pu, Calex 1 1st Quarter 2003 - 4th Quarter 2003



All standard deviation and uncertainty limits are at two sigma.

LAWRENCE LIVERMORE
238-Pu, Calex 2
1st Quarter 2003 - 4th Quarter 2003



All standard deviation and uncertainty limits are at two sigma.

RESULTS OF ANALYSIS OF 238-Pu DATA
2003 Calex 1

	HANFORD	LLNL	SRS
Mean error (weight %)	-0.0003%	-0.0002%	0.0025%
Standard Deviation (weight %)	0.0005%	0.0003%	0.0286%
Uncertainty in the Mean (weight %)	0.0000%	0.0000%	0.0013%
Mean Error (%)	-3.11%	-2.80%	2.95%
Standard Deviation (%)	5.35%	3.39%	33.76%
Uncertainty in the Mean (%)	0.42%	0.36%	1.54%
Number of Data Points	166	88	479
Number of Outliers	2	1	3

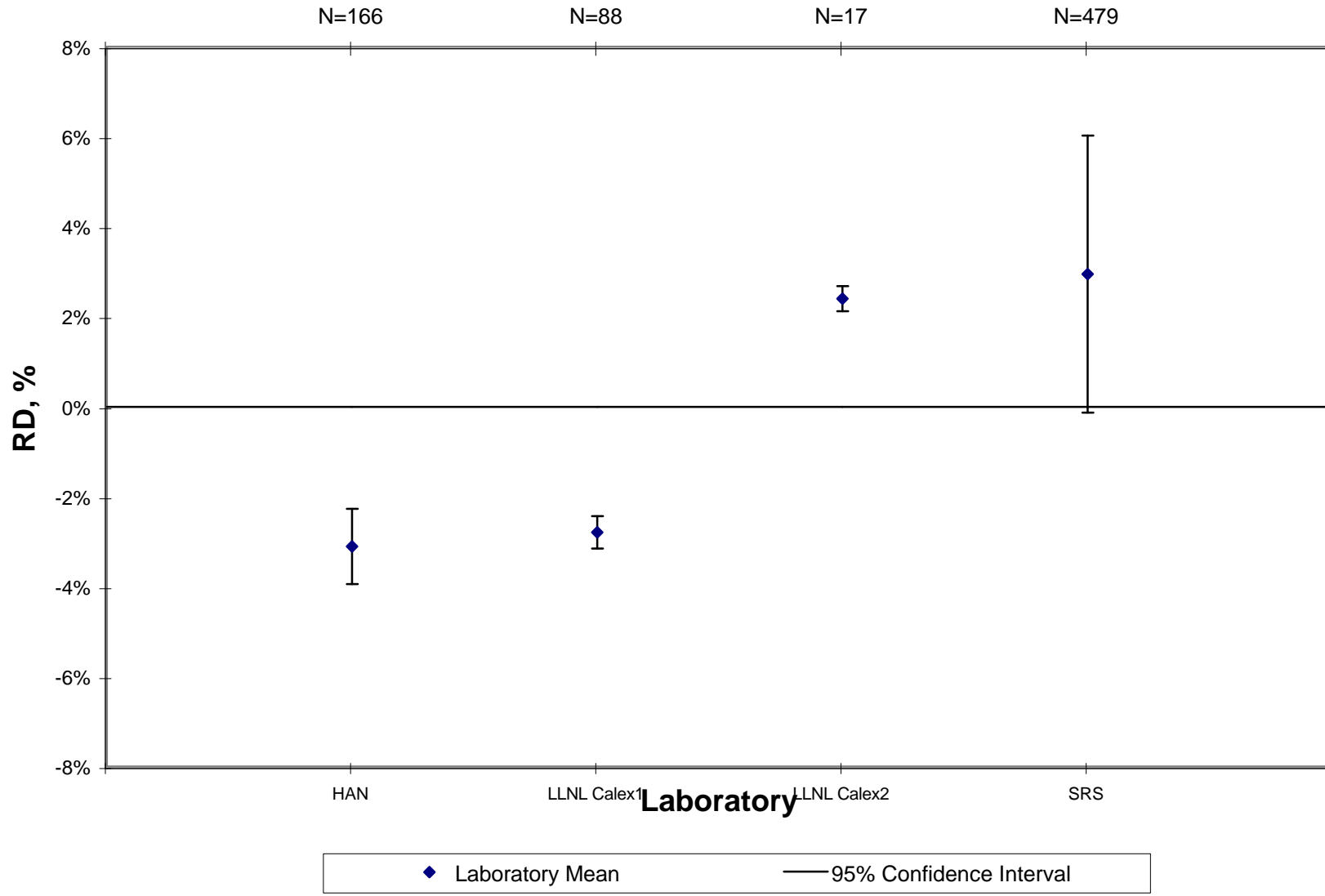
Difference from Last Year in:

Mean error (weight %)	0.0000%	0.0000%	-0.0075%
Standard Deviation (weight %)	0.0000%	0.0000%	0.0125%
Uncertainty in the Mean (weight %)	0.0000%	0.0000%	0.0003%
Mean Error (%)	-0.07%	-0.13%	-8.77%
Standard Deviation (%)	-0.13%	-0.28%	14.87%
Uncertainty in the Mean (%)	-0.01%	0.00%	0.36%
Number of Data Points	-3	-16	222
Number of Outliers	2	1	3

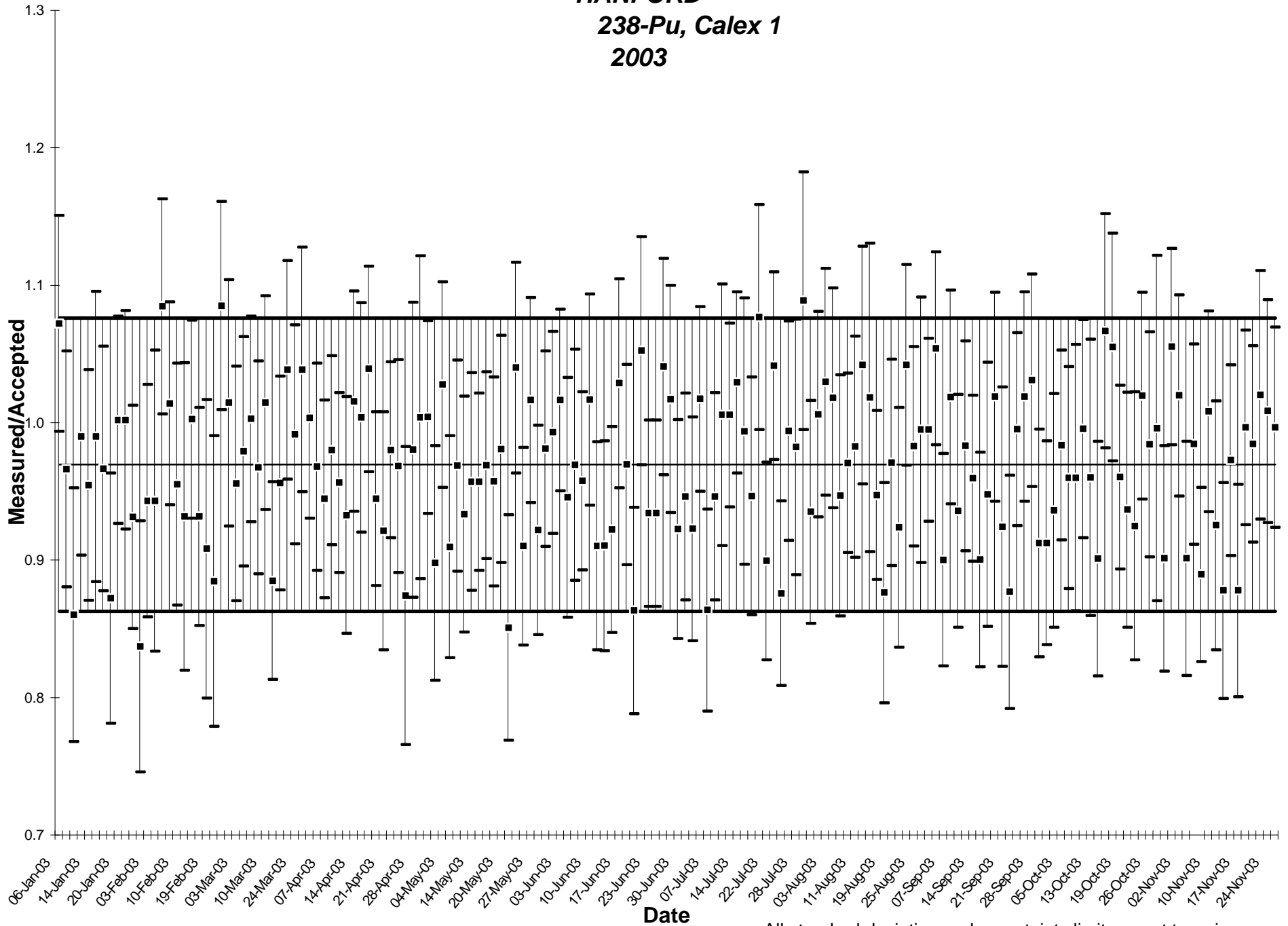
RESULTS OF ANALYSIS OF 238-Pu DATA
2003 Calex 2

	HANFORD	LLNL	SRS
Mean error (weight %)	****	0.0018%	****
Standard Deviation (weight %)	****	0.0004%	****
Uncertainty in the Mean (weight %)	****	0.0001%	****
Mean Error (%)	****	2.40%	****
Standard Deviation (%)	****	0.57%	****
Uncertainty in the Mean (%)	****	0.14%	****
Number of Data Points	****	17	****
Number of Outliers	****	0	****
Difference from Last Year in:			
Mean error (weight %)	****	0.0002%	****
Standard Deviation (weight %)	****	-0.0006%	****
Uncertainty in the Mean (weight %)	****	-0.0001%	****
Mean Error (%)	****	0.22%	****
Standard Deviation (%)	****	-0.77%	****
Uncertainty in the Mean (%)	****	-0.19%	****
Number of Data Points	0	0	0
Number of Outliers	0	0	0

New Brunswick Laboratory Calorimetry Exchange Program Percent ²³⁸Pu, 2003



HANFORD
238-Pu, Calex 1
2003



All standard deviation and uncertainty limits are at two sigma.

1.2 -

LAWRENCE LIVERMORE 238-Pu, Calex 1 2003

1.1 -

Measured/Accepted

0.9

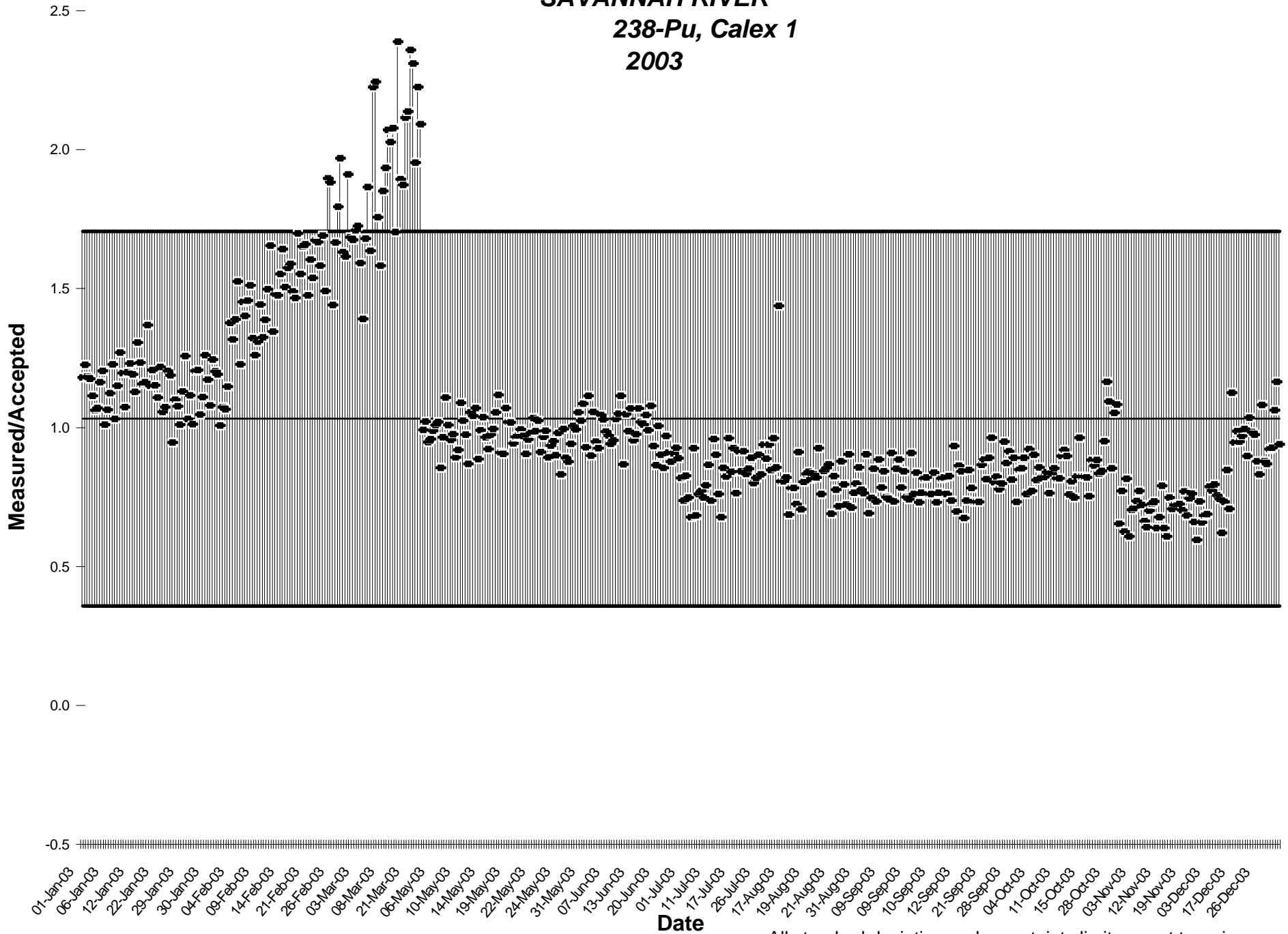
0.8

09-Jan-03 14-Jan-03 17-Jan-03 22-Jan-03 31-Jan-03 06-Feb-03 12-Feb-03 18-Feb-03 28-Feb-03 04-Mar-03 20-Mar-03 26-Mar-03 01-Apr-03 09-Apr-03 15-Apr-03 25-Apr-03 29-Apr-03 09-May-03 20-May-03 27-May-03 06-Jun-03 15-Jun-03 16-Jun-03 07-Jul-03 16-Jul-03 23-Jul-03 28-Jul-03 29-Jul-03 12-Aug-03 14-Aug-03 20-Aug-03 20-Aug-03 29-Aug-03 02-Sep-03 04-Sep-03 12-Sep-03 15-Sep-03 19-Sep-03 24-Sep-03 26-Sep-03 08-Oct-03 14-Oct-03 16-Nov-03 03-Dec-03

Date

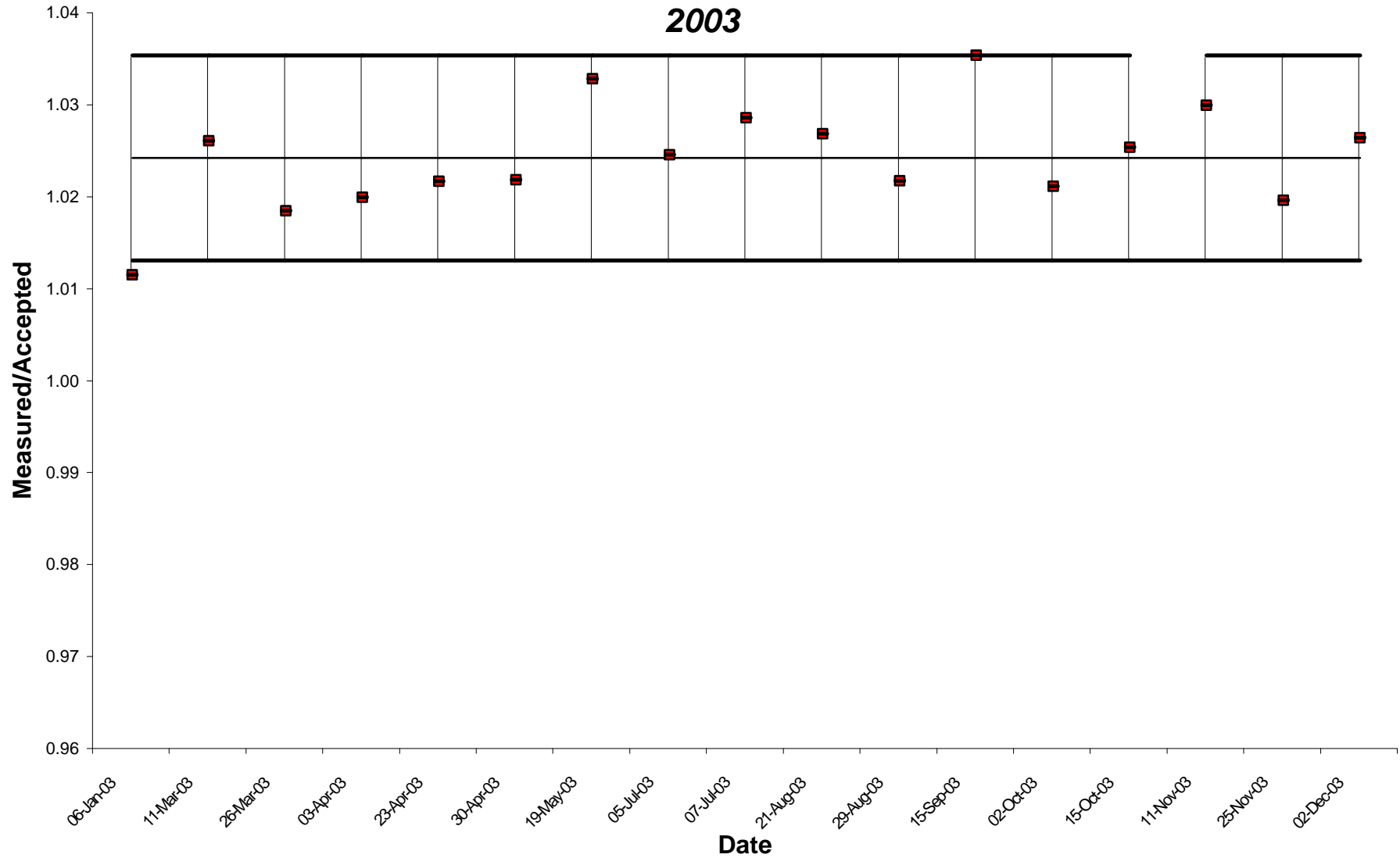
All standard deviation and uncertainty limits are at two sigma.

SAVANNAH RIVER
238-Pu, Calex 1
2003



All standard deviation and uncertainty limits are at two sigma.

LAWRENCE LIVERMORE
238-Pu, Calex 2
2003



All standard deviation and uncertainty limits are at two sigma.

WEIGHT PERCENT 238-Pu DATA

Calendar Year 2003

109

WHO : Calex 1

#	Date Measured	Instr. ID	238-Pu	Uncert. 1 STD	Accepted Weight %	Ratio M/A	Weight % Error	Percent Error
1	01/06/2003	2026	0.0091%	3.4200%	0.0085%	1.0716	0.0006%	7.16%
2	01/06/2003	2424	0.0082%	4.6000%	0.0085%	0.9656	-0.0003%	-3.44%
3	01/07/2003	1985	0.0073%	6.2500%	0.0085%	0.8596	-0.0012%	-14.0%
4	01/13/2003	2026	0.0084%	4.4100%	0.0085%	0.9893	-0.0001%	-1.07%
5	01/14/2003	2424	0.0081%	4.6100%	0.0085%	0.9540	-0.0004%	-4.60%
6	01/14/2003	1985	0.0084%	5.3900%	0.0085%	0.9893	-0.0001%	-1.07%
7	01/20/2003	2424	0.0082%	4.7700%	0.0085%	0.9660	-0.0003%	-3.40%
8	01/20/2003	1985	0.0074%	5.9900%	0.0085%	0.8717	-0.0011%	-12.8%
9	01/20/2003	2026	0.0085%	3.7600%	0.0085%	1.0013	0.0000%	0.13%
10	01/27/2003	2026	0.0085%	3.9600%	0.0085%	1.0014	0.0000%	0.14%
11	01/27/2003	2424	0.0079%	4.6900%	0.0085%	0.9307	-0.0006%	-6.93%
12	01/28/2003	1985	0.0071%	6.5300%	0.0085%	0.8365	-0.0014%	-16.4%
13	02/03/2003	2424	0.0080%	4.7600%	0.0085%	0.9426	-0.0005%	-5.74%
14	02/03/2003	1985	0.0080%	6.1600%	0.0085%	0.9426	-0.0005%	-5.74%
15	02/03/2003	2026	0.0092%	3.3300%	0.0085%	1.0840	0.0007%	8.40%
16	02/10/2003	2026	0.0086%	3.5900%	0.0085%	1.0134	0.0001%	1.34%
17	02/10/2003	2424	0.0081%	4.8300%	0.0085%	0.9545	-0.0004%	-4.55%
18	02/11/2003	1985	0.0079%	6.4600%	0.0085%	0.9311	-0.0006%	-6.89%
19	02/18/2003	2026	0.0085%	3.5900%	0.0085%	1.0019	0.0000%	0.19%
20	02/18/2003	2424	0.0079%	4.5800%	0.0085%	0.9312	-0.0006%	-6.88%
21	02/19/2003	1985	0.0077%	6.5900%	0.0085%	0.9076	-0.0008%	-9.24%
22	02/24/2003	1985	0.0075%	6.7700%	0.0085%	0.8841	-0.0010%	-11.6%
23	02/24/2003	2026	0.0092%	3.2200%	0.0085%	1.0845	0.0007%	8.45%
24	02/24/2003	2424	0.0086%	4.3600%	0.0085%	1.0138	0.0001%	1.38%
25	03/03/2003	2026	0.0081%	4.6800%	0.0085%	0.9550	-0.0004%	-4.50%
26	03/03/2003	2424	0.0083%	4.3600%	0.0085%	0.9785	-0.0002%	-2.15%
27	03/04/2003	1985	0.0085%	3.7200%	0.0085%	1.0021	0.0000%	0.21%
28	03/10/2003	1985	0.0082%	4.1400%	0.0085%	0.9669	-0.0003%	-3.31%
29	03/10/2003	2026	0.0086%	3.7800%	0.0085%	1.0140	0.0001%	1.40%
30	03/10/2003	2424	0.0075%	4.6000%	0.0085%	0.8843	-0.0010%	-11.6%
31	03/17/2003	1985	0.0081%	4.2600%	0.0085%	0.9553	-0.0004%	-4.47%
32	03/17/2003	2026	0.0088%	3.6900%	0.0085%	1.0379	0.0003%	3.79%
33	03/24/2003	1985	0.0084%	4.0600%	0.0085%	0.9908	-0.0001%	-0.92%
34	03/24/2003	2026	0.0088%	4.1300%	0.0085%	1.0380	0.0003%	3.80%
35	03/31/2003	2026	0.0085%	3.6200%	0.0085%	1.0027	0.0000%	0.27%
36	03/31/2003	1985	0.0082%	4.0300%	0.0085%	0.9673	-0.0003%	-3.27%
37	04/07/2003	2740	0.0080%	4.0400%	0.0085%	0.9440	-0.0005%	-5.60%
38	04/07/2003	1985	0.0083%	3.5800%	0.0085%	0.9794	-0.0002%	-2.06%
39	04/08/2003	2026	0.0081%	3.5800%	0.0085%	0.9558	-0.0004%	-4.42%
40	04/09/2003	2424	0.0079%	4.9600%	0.0085%	0.9322	-0.0006%	-6.78%
41	04/14/2003	1985	0.0086%	3.8900%	0.0085%	1.0149	0.0001%	1.49%
42	04/15/2003	2424	0.0085%	4.1500%	0.0085%	1.0031	0.0000%	0.31%
43	04/15/2003	2026	0.0088%	3.4700%	0.0085%	1.0385	0.0003%	3.85%
44	04/15/2003	2740	0.0080%	3.5500%	0.0085%	0.9441	-0.0005%	-5.59%
45	04/21/2003	2424	0.0078%	5.1100%	0.0085%	0.9206	-0.0007%	-7.94%
46	04/21/2003	2740	0.0083%	3.3300%	0.0085%	0.9796	-0.0002%	-2.04%
47	04/22/2003	1985	0.0082%	4.1300%	0.0085%	0.9678	-0.0003%	-3.22%
* 48	04/23/2003	2026	0.0085%	3.4500%	0.0085%	1.0032	0.0000%	0.32%

WEIGHT PERCENT 238-Pu DATA

Calendar Year 2003

110

WHO : Calex 1

#	Date Measured	Instr. ID	238-Pu	Uncert. 1 STD	Accepted Weight %	Ratio M/A	Weight % Error	Percent Error
49	04/28/2003	1985	0.0074%	7.1100%	0.0085%	0.8735	-.0011%	-12.7%
50	04/28/2003	2026	0.0083%	5.5900%	0.0085%	0.9797	-.0002%	-2.03%
51	04/28/2003	2424	0.0085%	5.8300%	0.0085%	1.0033	0.0000%	0.33%
52	04/29/2003	2740	0.0085%	3.4900%	0.0085%	1.0034	0.0000%	0.34%
53	05/04/2003	1985	0.0076%	5.3000%	0.0085%	0.8972	-.0009%	-10.3%
54	05/04/2003	2026	0.0087%	3.5400%	0.0085%	1.0270	0.0002%	2.70%
55	05/05/2003	2424	0.0077%	4.8900%	0.0085%	0.9091	-.0008%	-9.09%
56	05/05/2003	2740	0.0082%	4.1000%	0.0085%	0.9681	-.0003%	-3.19%
57	05/12/2003	2424	0.0079%	4.9400%	0.0085%	0.9328	-.0006%	-6.72%
58	05/14/2003	1985	0.0081%	4.3300%	0.0085%	0.9564	-.0004%	-4.36%
59	05/14/2003	2740	0.0081%	3.5300%	0.0085%	0.9564	-.0004%	-4.36%
60	05/19/2003	2740	0.0082%	3.6200%	0.0085%	0.9684	-.0003%	-3.16%
61	05/19/2003	1985	0.0081%	4.1500%	0.0085%	0.9565	-.0004%	-4.35%
62	05/20/2003	2740	0.0083%	4.3000%	0.0085%	0.9802	-.0002%	-1.98%
63	05/20/2003	2424	0.0072%	5.6800%	0.0085%	0.8503	-.0013%	-15.0%
64	05/27/2003	2026	0.0088%	3.5500%	0.0085%	1.0395	0.0003%	3.95%
65	05/27/2003	2424	0.0077%	4.3500%	0.0085%	0.9095	-.0008%	-9.05%
66	05/27/2003	2740	0.0086%	3.6100%	0.0085%	1.0158	0.0001%	1.58%
67	05/28/2003	1985	0.0078%	4.4900%	0.0085%	0.9213	-.0007%	-7.87%
68	06/02/2003	2740	0.0083%	3.7000%	0.0085%	0.9805	-.0002%	-1.95%
69	06/02/2003	1985	0.0084%	3.7300%	0.0085%	0.9923	-.0001%	-0.77%
70	06/03/2003	2026	0.0086%	3.2000%	0.0085%	1.0159	0.0001%	1.59%
71	06/03/2003	2424	0.0080%	4.8800%	0.0085%	0.9451	-.0005%	-5.49%
72	06/09/2003	1985	0.0082%	4.4800%	0.0085%	0.9688	-.0003%	-3.12%
73	06/09/2003	2740	0.0081%	3.5400%	0.0085%	0.9570	-.0004%	-4.30%
74	06/10/2003	2026	0.0086%	3.7200%	0.0085%	1.0161	0.0001%	1.61%
75	06/10/2003	2424	0.0077%	4.5700%	0.0085%	0.9097	-.0008%	-9.03%
76	06/16/2003	2424	0.0077%	4.6100%	0.0085%	0.9098	-.0008%	-9.02%
77	06/16/2003	1985	0.0078%	4.4100%	0.0085%	0.9217	-.0007%	-7.83%
78	06/17/2003	2026	0.0087%	3.6000%	0.0085%	1.0280	0.0002%	2.80%
79	06/17/2003	2740	0.0082%	3.8800%	0.0085%	0.9689	-.0003%	-3.11%
80	06/23/2003	1985	0.0073%	5.0400%	0.0085%	0.8627	-.0012%	-13.7%
81	06/23/2003	2026	0.0089%	3.7500%	0.0085%	1.0518	0.0004%	5.18%
82	06/23/2003	2740	0.0079%	3.8900%	0.0085%	0.9336	-.0006%	-6.64%
83	06/23/2003	2740	0.0079%	3.8900%	0.0085%	0.9336	-.0006%	-6.64%
84	06/29/2003	2740	0.0088%	3.6400%	0.0085%	1.0402	0.0003%	4.02%
85	06/29/2003	2026	0.0086%	4.0000%	0.0085%	1.0165	0.0001%	1.65%
86	06/30/2003	1985	0.0078%	4.6900%	0.0085%	0.9220	-.0007%	-7.80%
87	06/30/2003	2424	0.0080%	4.2000%	0.0085%	0.9456	-.0005%	-5.44%
88	07/07/2003	2424	0.0078%	4.7900%	0.0085%	0.9221	-.0007%	-7.79%
89	07/07/2003	2740	0.0086%	3.2500%	0.0085%	1.0167	0.0001%	1.67%
90	07/07/2003	1985	0.0073%	4.9400%	0.0085%	0.8630	-.0012%	-13.7%
91	07/07/2003	2026	0.0080%	4.2200%	0.0085%	0.9457	-.0005%	-5.43%
92	07/14/2003	1985	0.0085%	4.7100%	0.0085%	1.0050	0.0000%	0.50%
93	07/14/2003	2026	0.0085%	3.3100%	0.0085%	1.0050	0.0000%	0.50%
94	07/14/2003	2740	0.0087%	3.1100%	0.0085%	1.0286	0.0002%	2.86%
95	07/15/2003	2424	0.0084%	4.9100%	0.0085%	0.9931	-.0001%	-0.69%
96	07/21/2003	1985	0.0080%	4.8300%	0.0085%	0.9461	-.0005%	-5.39%

WEIGHT PERCENT 238-Pu DATA

Calendar Year 2003

111

WHO : Calex 1

#	Date Measured	Instr. ID	238-Pu	Uncert. 1 STD	Accepted Weight %	Ratio M/A	Weight % Error	Percent Error
97	07/21/2003	2026	0.0091%	3.5400%	0.0085%	1.0762	0.0006%	7.62%
98	07/22/2003	2424	0.0076%	4.4500%	0.0085%	0.8988	-0.0009%	-10.1%
99	07/23/2003	2740	0.0088%	3.1500%	0.0085%	1.0407	0.0003%	4.07%
100	07/27/2003	2424	0.0074%	4.3900%	0.0085%	0.8752	-0.0011%	-12.5%
101	07/27/2003	2740	0.0084%	4.0400%	0.0085%	0.9935	-0.0001%	-0.65%
102	07/28/2003	1985	0.0083%	4.8200%	0.0085%	0.9817	-0.0002%	-1.83%
103	07/28/2003	2026	0.0092%	3.9600%	0.0085%	1.0881	0.0007%	8.81%
104	08/03/2003	1985	0.0079%	4.6400%	0.0085%	0.9345	-0.0006%	-6.55%
105	08/03/2003	2026	0.0085%	3.7000%	0.0085%	1.0054	0.0000%	0.54%
106	08/03/2003	2740	0.0087%	3.9000%	0.0085%	1.0291	0.0002%	2.91%
* 107	08/03/2003	2424	0.0075%	5.1900%	0.0085%	0.8872	-0.0010%	-11.3%
108	08/10/2003	2026	0.0086%	3.8700%	0.0085%	1.0174	0.0001%	1.74%
109	08/10/2003	1985	0.0080%	4.8900%	0.0085%	0.9464	-0.0005%	-5.36%
110	08/10/2003	2740	0.0082%	3.4700%	0.0085%	0.9701	-0.0003%	-2.99%
111	08/11/2003	2424	0.0083%	4.1700%	0.0085%	0.9819	-0.0002%	-1.81%
112	08/18/2003	2026	0.0088%	3.9900%	0.0085%	1.0413	0.0003%	4.13%
113	08/18/2003	1985	0.0086%	5.4200%	0.0085%	1.0176	0.0001%	1.76%
114	08/18/2003	2740	0.0080%	3.4300%	0.0085%	0.9466	-0.0005%	-5.34%
115	08/19/2003	2424	0.0074%	5.2300%	0.0085%	0.8756	-0.0011%	-12.4%
116	08/24/2003	2424	0.0082%	3.9900%	0.0085%	0.9704	-0.0003%	-2.96%
117	08/25/2003	1985	0.0078%	5.1200%	0.0085%	0.9231	-0.0007%	-7.69%
118	08/25/2003	2026	0.0088%	3.3700%	0.0085%	1.0414	0.0004%	4.14%
119	08/25/2003	2740	0.0083%	3.7600%	0.0085%	0.9822	-0.0002%	-1.78%
120	09/02/2003	1985	0.0084%	4.8800%	0.0084%	0.9942	0.0000%	-0.58%
121	09/02/2003	2026	0.0084%	3.3700%	0.0084%	0.9942	0.0000%	-0.58%
122	09/02/2003	2740	0.0089%	3.1600%	0.0084%	1.0534	0.0005%	5.34%
123	09/07/2003	1985	0.0076%	4.7800%	0.0084%	0.8996	-0.0008%	-10.0%
124	09/07/2003	2026	0.0086%	3.7500%	0.0084%	1.0180	0.0002%	1.80%
125	09/07/2003	2424	0.0079%	4.8400%	0.0084%	0.9351	-0.0005%	-6.49%
126	09/07/2003	2740	0.0083%	3.9500%	0.0084%	0.9825	-0.0001%	-1.75%
127	09/14/2003	2740	0.0081%	3.2900%	0.0084%	0.9589	-0.0003%	-4.11%
128	09/14/2003	2424	0.0076%	4.8200%	0.0084%	0.8997	-0.0008%	-10.0%
129	09/15/2003	1985	0.0080%	5.3600%	0.0084%	0.9472	-0.0004%	-5.28%
130	09/15/2003	2026	0.0086%	3.6700%	0.0084%	1.0182	0.0002%	1.82%
131	09/21/2003	1985	0.0078%	5.9600%	0.0084%	0.9236	-0.0006%	-7.64%
132	09/21/2003	2424	0.0074%	5.5300%	0.0084%	0.8763	-0.0010%	-12.4%
133	09/21/2003	2740	0.0084%	3.5500%	0.0084%	0.9947	0.0000%	-0.53%
134	09/22/2003	2026	0.0086%	3.6700%	0.0084%	1.0184	0.0002%	1.84%
135	09/28/2003	2026	0.0087%	3.6400%	0.0084%	1.0303	0.0003%	3.03%
136	09/28/2003	2740	0.0077%	4.9800%	0.0084%	0.9119	-0.0007%	-8.81%
137	09/28/2003	2424	0.0077%	4.4600%	0.0084%	0.9119	-0.0007%	-8.81%
138	09/29/2003	1985	0.0079%	4.8600%	0.0084%	0.9356	-0.0005%	-6.44%
139	10/05/2003	2740	0.0083%	3.5800%	0.0084%	0.9831	-0.0001%	-1.69%
140	10/05/2003	2424	0.0081%	4.3900%	0.0084%	0.9594	-0.0003%	-4.06%
141	10/06/2003	1985	0.0081%	5.2600%	0.0084%	0.9594	-0.0003%	-4.06%
142	10/06/2003	2026	0.0084%	4.0100%	0.0084%	0.9949	0.0000%	-0.51%
143	10/13/2003	1985	0.0081%	5.4600%	0.0084%	0.9596	-0.0003%	-4.04%
144	10/13/2003	2424	0.0076%	5.2700%	0.0084%	0.9004	-0.0008%	-9.96%

WEIGHT PERCENT 238-Pu DATA

Calendar Year 2003

112

WHO : Calex 1

#	Date Measured	Instr. ID	238-Pu	Uncert. 1 STD	Accepted Weight %	Ratio M/A	Weight % Error	Percent Error
145	10/13/2003	2740	0.0090%	3.7500%	0.0084%	1.0662	0.0006%	6.62%
146	10/14/2003	2026	0.0089%	3.7200%	0.0084%	1.0544	0.0005%	5.44%
147	10/19/2003	2740	0.0081%	3.6300%	0.0084%	0.9597	-0.0003%	-4.03%
148	10/19/2003	2424	0.0079%	4.8800%	0.0084%	0.9360	-0.0005%	-6.40%
149	10/20/2003	1985	0.0078%	5.7100%	0.0084%	0.9242	-0.0006%	-7.58%
150	10/20/2003	2026	0.0086%	3.6200%	0.0084%	1.0190	0.0002%	1.90%
151	10/26/2003	2740	0.0083%	4.2300%	0.0084%	0.9835	-0.0001%	-1.65%
152	10/26/2003	2424	0.0084%	6.3400%	0.0084%	0.9954	0.0000%	-0.46%
153	10/27/2003	1985	0.0076%	5.0500%	0.0084%	0.9006	-0.0008%	-9.94%
154	10/27/2003	2026	0.0089%	3.2100%	0.0084%	1.0546	0.0005%	5.46%
155	11/02/2003	2026	0.0086%	3.5200%	0.0084%	1.0192	0.0002%	1.92%
156	11/02/2003	2424	0.0076%	5.2500%	0.0084%	0.9007	-0.0008%	-9.93%
157	11/03/2003	2740	0.0083%	3.7700%	0.0084%	0.9838	-0.0001%	-1.62%
158	11/03/2003	1985	0.0075%	4.0100%	0.0084%	0.8889	-0.0009%	-11.1%
159	11/10/2003	2740	0.0085%	3.5900%	0.0084%	1.0076	0.0001%	0.76%
160	11/10/2003	2424	0.0078%	5.2900%	0.0084%	0.9246	-0.0006%	-7.54%
161	11/11/2003	1985	0.0074%	5.1000%	0.0084%	0.8772	-0.0010%	-12.3%
162	11/11/2003	2026	0.0082%	3.6700%	0.0084%	0.9720	-0.0002%	-2.80%
163	11/17/2003	1985	0.0074%	5.0200%	0.0084%	0.8773	-0.0010%	-12.3%
164	11/17/2003	2026	0.0084%	3.5700%	0.0084%	0.9959	0.0000%	-0.41%
165	11/18/2003	2740	0.0083%	3.6900%	0.0084%	0.9840	-0.0001%	-1.60%
166	11/24/2003	1985	0.0086%	4.3500%	0.0084%	1.0197	0.0002%	1.97%
167	11/24/2003	2740	0.0085%	3.9900%	0.0084%	1.0078	0.0001%	0.78%
168	11/24/2003	2026	0.0084%	3.6700%	0.0084%	0.9960	0.0000%	-0.40%
Mean Error:							-0.0003%	-3.11%
Standard Deviation:							0.0005%	5.35%

Statistical outliers are in bold *, and are not included in graphs and tables.

WEIGHT PERCENT 238-Pu DATA

Calendar Year 2003

113

LLNL : Calex 1

#	Date Measured	Instr. ID	238-Pu	Uncert. 1 STD	Accepted Weight %	Ratio M/A	Weight % Error	Percent Error
1	01/09/2003	3a	0.0085%	3.8600%	0.0085%	1.0034	0.0000%	0.34%
2	01/13/2003	1	0.0086%	3.1700%	0.0085%	1.0128	0.0001%	1.28%
3	01/14/2003	3a	0.0081%	4.0800%	0.0085%	0.9587	-0.0004%	-4.13%
4	01/16/2003	2	0.0086%	3.9400%	0.0085%	1.0118	0.0001%	1.18%
5	01/17/2003	3a	0.0082%	4.0500%	0.0085%	0.9658	-0.0003%	-3.42%
6	01/21/2003	1	0.0084%	3.8500%	0.0085%	0.9895	-0.0001%	-1.05%
7	01/22/2003	3a	0.0088%	3.8100%	0.0085%	1.0378	0.0003%	3.78%
8	01/29/2003	3a	0.0080%	4.2500%	0.0085%	0.9449	-0.0005%	-5.51%
9	01/31/2003	2	0.0086%	4.6000%	0.0085%	1.0168	0.0001%	1.68%
10	02/04/2003	1	0.0085%	3.1500%	0.0085%	1.0015	0.0000%	0.15%
11	02/06/2003	3a	0.0079%	4.9000%	0.0085%	0.9309	-0.0006%	-6.91%
12	02/10/2003	1	0.0087%	3.0400%	0.0085%	1.0252	0.0002%	2.52%
13	02/12/2003	3a	0.0080%	3.9700%	0.0085%	0.9369	-0.0005%	-6.31%
14	02/18/2003	1	0.0088%	3.1000%	0.0085%	1.0372	0.0003%	3.72%
15	02/18/2003	3a	0.0082%	3.8500%	0.0085%	0.9665	-0.0003%	-3.35%
16	02/24/2003	3a	0.0083%	4.0000%	0.0085%	0.9784	-0.0002%	-2.16%
17	02/28/2003	1	0.0081%	3.2300%	0.0085%	0.9550	-0.0004%	-4.50%
18	02/28/2003	3a	0.0080%	4.1100%	0.0085%	0.9385	-0.0005%	-6.15%
19	03/04/2003	2	0.0083%	4.1300%	0.0085%	0.9809	-0.0002%	-1.91%
20	03/04/2003	3a	0.0084%	3.6100%	0.0085%	0.9856	-0.0001%	-1.44%
21	03/20/2003	2	0.0083%	4.2400%	0.0085%	0.9742	-0.0002%	-2.58%
22	03/26/2003	2	0.0086%	3.8300%	0.0085%	1.0120	0.0001%	1.20%
23	03/26/2003	3a	0.0083%	4.2600%	0.0085%	0.9802	-0.0002%	-1.98%
24	03/27/2003	1	0.0087%	3.2200%	0.0085%	1.0263	0.0002%	2.63%
25	04/01/2003	3A	0.0084%	4.3200%	0.0085%	0.9933	-0.0001%	-0.67%
26	04/03/2003	3A	0.0087%	3.4600%	0.0085%	1.0229	0.0002%	2.29%
27	04/09/2003	2	0.0086%	4.2300%	0.0085%	1.0088	0.0001%	0.88%
28	04/11/2003	3A	0.0079%	3.8700%	0.0085%	0.9345	-0.0006%	-6.55%
29	04/15/2003	1	0.0078%	3.4800%	0.0085%	0.9205	-0.0007%	-7.95%
30	04/15/2003	1	0.0078%	3.4800%	0.0085%	0.9205	-0.0007%	-7.95%
31	04/25/2003	3A	0.0081%	4.3800%	0.0085%	0.9608	-0.0003%	-3.92%
32	04/28/2003	1	0.0085%	3.5800%	0.0085%	1.0033	0.0000%	0.33%
33	04/29/2003	2	0.0084%	4.3300%	0.0085%	0.9869	-0.0001%	-1.31%
34	05/05/2003	3A	0.0084%	4.0200%	0.0085%	0.9941	-0.0001%	-0.59%
35	05/09/2003	3A	0.0080%	4.7300%	0.0085%	0.9481	-0.0004%	-5.19%
36	05/15/2003	1	0.0077%	4.2600%	0.0085%	0.9092	-0.0008%	-9.08%
37	05/20/2003	2	0.0082%	3.3800%	0.0085%	0.9731	-0.0002%	-2.69%
38	05/21/2003	3A	0.0084%	3.7500%	0.0085%	0.9874	-0.0001%	-1.26%
39	05/27/2003	3A	0.0088%	3.7700%	0.0085%	1.0359	0.0003%	3.59%
40	06/04/2003	1	0.0081%	4.0400%	0.0085%	0.9569	-0.0004%	-4.31%
41	06/06/2003	3A	0.0081%	3.8400%	0.0085%	0.9510	-0.0004%	-4.90%
42	06/11/2003	1	0.0085%	3.5500%	0.0085%	1.0043	0.0000%	0.43%
43	06/11/2003	3A	0.0078%	4.2400%	0.0085%	0.9156	-0.0007%	-8.44%
* 44	06/16/2003	2	0.0084%	3.6100%	0.0085%	0.9926	-0.0001%	-0.74%
45	06/18/2003	3A	0.0082%	4.3300%	0.0085%	0.9631	-0.0003%	-3.69%
46	06/25/2003	3A	0.0081%	3.5800%	0.0085%	0.9514	-0.0004%	-4.86%
47	07/02/2003	3A	0.0078%	4.6100%	0.0085%	0.9208	-0.0007%	-7.92%
48	07/07/2003	1	0.0084%	3.1300%	0.0085%	0.9930	-0.0001%	-0.70%

WEIGHT PERCENT 238-Pu DATA

Calendar Year 2003

114

LLNL : Calex 1

#	Date Measured	Instr. ID	238-Pu	Uncert. 1 STD	Accepted Weight %	Ratio M/A	Weight % Error	Percent Error
49	07/08/2003	3A	0.0084%	4.1900%	0.0085%	0.9871	-0.0001%	-1.29%
50	07/16/2003	3A	0.0079%	4.7600%	0.0085%	0.9306	-0.0006%	-6.94%
51	07/21/2003	1	0.0083%	3.8000%	0.0085%	0.9816	-0.0002%	-1.84%
52	07/23/2003	3A	0.0083%	4.6700%	0.0085%	0.9756	-0.0002%	-2.44%
53	07/23/2003	3A	0.0083%	4.6700%	0.0085%	0.9756	-0.0002%	-2.44%
54	07/28/2003	1	0.0076%	4.2200%	0.0085%	0.8989	-0.0009%	-10.1%
55	07/29/2003	3A	0.0079%	4.4200%	0.0085%	0.9320	-0.0006%	-6.80%
56	07/29/2003	3A	0.0079%	4.4200%	0.0085%	0.9320	-0.0006%	-6.80%
57	08/04/2003	2	0.0082%	3.2800%	0.0085%	0.9711	-0.0002%	-2.89%
58	08/12/2003	1	0.0081%	2.9700%	0.0085%	0.9584	-0.0004%	-4.16%
59	08/14/2003	3A	0.0085%	3.4000%	0.0085%	0.9998	0.0000%	-0.02%
60	08/14/2003	3A	0.0085%	3.4000%	0.0085%	0.9998	0.0000%	-0.02%
61	08/15/2003	2	0.0075%	5.7100%	0.0085%	0.8897	-0.0009%	-11.0%
62	08/20/2003	1	0.0088%	2.1900%	0.0085%	1.0413	0.0003%	4.13%
63	08/20/2003	3A	0.0083%	3.4700%	0.0085%	0.9762	-0.0002%	-2.38%
64	08/20/2003	3A	0.0083%	3.4700%	0.0085%	0.9762	-0.0002%	-2.38%
65	08/27/2003	2	0.0084%	4.1700%	0.0085%	0.9976	0.0000%	-0.24%
66	08/29/2003	3A	0.0081%	3.9800%	0.0084%	0.9587	-0.0003%	-4.13%
67	08/29/2003	3A	0.0081%	3.9800%	0.0084%	0.9587	-0.0003%	-4.13%
68	09/02/2003	1	0.0082%	3.9600%	0.0084%	0.9705	-0.0002%	-2.95%
69	09/04/2003	3A	0.0079%	4.2700%	0.0084%	0.9399	-0.0005%	-6.01%
70	09/04/2003	3A	0.0079%	4.2700%	0.0084%	0.9399	-0.0005%	-6.01%
71	09/08/2003	1	0.0083%	2.6900%	0.0084%	0.9825	-0.0001%	-1.75%
72	09/12/2003	3A	0.0084%	3.8800%	0.0084%	0.9968	0.0000%	-0.32%
73	09/12/2003	3A	0.0084%	3.8800%	0.0084%	0.9968	0.0000%	-0.32%
74	09/15/2003	1	0.0080%	5.3100%	0.0084%	0.9472	-0.0004%	-5.28%
75	09/19/2003	3A	0.0082%	3.0600%	0.0084%	0.9697	-0.0003%	-3.03%
76	09/19/2003	3A	0.0082%	3.0600%	0.0084%	0.9697	-0.0003%	-3.03%
77	09/24/2003	1	0.0081%	4.2700%	0.0084%	0.9591	-0.0003%	-4.09%
78	09/24/2003	2	0.0086%	3.0800%	0.0084%	1.0184	0.0002%	1.84%
79	09/26/2003	3A	0.0081%	3.9300%	0.0084%	0.9616	-0.0003%	-3.84%
80	09/26/2003	3A	0.0081%	3.9300%	0.0084%	0.9616	-0.0003%	-3.84%
81	10/01/2003	3A	0.0079%	4.6100%	0.0084%	0.9357	-0.0005%	-6.43%
82	10/08/2003	3A	0.0081%	3.3400%	0.0084%	0.9571	-0.0004%	-4.29%
83	10/10/2003	3A	0.0078%	5.0200%	0.0084%	0.9216	-0.0007%	-7.84%
84	10/14/2003	3A	0.0078%	4.9700%	0.0084%	0.9288	-0.0006%	-7.12%
85	10/21/2003	3A	0.0080%	4.7400%	0.0084%	0.9455	-0.0005%	-5.45%
86	11/16/2003	3A	0.0084%	2.3300%	0.0084%	0.9899	-0.0001%	-1.01%
87	11/24/2003	3A	0.0083%	3.4100%	0.0084%	0.9841	-0.0001%	-1.59%
88	12/03/2003	3A	0.0083%	3.4100%	0.0084%	0.9784	-0.0002%	-2.16%
89	12/11/2003	3A	0.0086%	3.4800%	0.0084%	1.0153	0.0001%	1.53%

Statistical outliers are in bold *, and are not included in graphs and tables.

Mean Error:	-0.0002%	-2.80%
Standard Deviation:	0.0003%	115 3.39%

WEIGHT PERCENT 238-Pu DATA

Calendar Year 2003

LLNL : Calex 2

#	Date Measured	Instr. ID	238-Pu	Uncert. 1 STD	Accepted Weight %	Ratio M/A	Weight % Error	Percent Error	
1	01/06/2003	3A	0.0766%	0.0000%	0.0757%	1.0113	0.0009%	1.13%	
2	03/11/2003	2	0.0776%	0.0000%	0.0756%	1.0258	0.0020%	2.58%	
3	03/26/2003	3	0.0770%	0.0000%	0.0756%	1.0182	0.0014%	1.82%	
4	04/03/2003	3A	0.0771%	0.0000%	0.0756%	1.0197	0.0015%	1.97%	
5	04/23/2003	3A	0.0772%	0.0000%	0.0756%	1.0215	0.0016%	2.15%	
6	04/30/2003	3A	0.0772%	0.0000%	0.0756%	1.0216	0.0016%	2.16%	
7	05/19/2003	3A	0.0780%	0.0000%	0.0755%	1.0326	0.0025%	3.26%	
8	07/05/2003	3A	0.0773%	0.0000%	0.0755%	1.0243	0.0018%	2.43%	
9	07/07/2003	3A	0.0776%	0.0000%	0.0755%	1.0283	0.0021%	2.83%	
10	08/21/2003	3A	0.0774%	0.0000%	0.0754%	1.0266	0.0020%	2.66%	
11	08/29/2003	3A	0.0770%	0.0000%	0.0754%	1.0215	0.0016%	2.15%	
12	09/15/2003	3A	0.0780%	0.0000%	0.0754%	1.0351	0.0026%	3.51%	
13	10/02/2003	3A	0.0769%	0.0000%	0.0753%	1.0209	0.0016%	2.09%	
14	10/15/2003	3A	0.0772%	0.0000%	0.0753%	1.0252	0.0019%	2.52%	
15	11/11/2003	3A	0.0775%	0.0000%	0.0753%	1.0297	0.0022%	2.97%	
16	11/25/2003	3A	0.0767%	0.0000%	0.0752%	1.0194	0.0015%	1.94%	
17	12/02/2003	3A	0.0772%	0.0000%	0.0752%	1.0262	0.0020%	2.62%	
Statistical outliers are in bold *, and are not included in graphs and tables.							Mean Error:	0.0018%	2.40%
							Standard Deviation:	0.0004%	0.57%

WEIGHT PERCENT 238-Pu DATA

Calendar Year 2003

117

SRS : Calex 1

#	Date Measured	Instr. ID	238-Pu	Uncert. 1 STD	Accepted Weight %	Ratio M/A	Weight % Error	Percent Error
1	01/01/2003	1	0.0100%	0.0000%	0.0085%	1.1774	0.0015%	17.74%
2	01/01/2003	1	0.0104%	0.0000%	0.0085%	1.2222	0.0019%	22.22%
3	01/02/2003	1	0.0100%	0.0000%	0.0085%	1.1798	0.0015%	17.98%
4	01/02/2003	1	0.0100%	0.0000%	0.0085%	1.1716	0.0015%	17.16%
5	01/03/2003	1	0.0094%	0.0000%	0.0085%	1.1103	0.0009%	11.03%
6	01/03/2003	1	0.0090%	0.0000%	0.0085%	1.0585	0.0005%	5.85%
7	01/04/2003	1	0.0091%	0.0000%	0.0085%	1.0669	0.0006%	6.69%
8	01/04/2003	1	0.0099%	0.0000%	0.0085%	1.1599	0.0014%	15.99%
9	01/05/2003	1	0.0102%	0.0000%	0.0085%	1.2000	0.0017%	20.00%
10	01/05/2003	1	0.0086%	0.0000%	0.0085%	1.0068	0.0001%	0.68%
11	01/06/2003	1	0.0090%	0.0000%	0.0085%	1.0610	0.0005%	6.10%
12	01/06/2003	1	0.0095%	0.0000%	0.0085%	1.1199	0.0010%	11.99%
13	01/07/2003	1	0.0104%	0.0000%	0.0085%	1.2247	0.0019%	22.47%
14	01/08/2003	1	0.0087%	0.0000%	0.0085%	1.0280	0.0002%	2.80%
15	01/09/2003	1	0.0097%	0.0000%	0.0085%	1.1471	0.0012%	14.71%
16	01/10/2003	1	0.0108%	0.0000%	0.0085%	1.2660	0.0023%	26.60%
17	01/10/2003	1	0.0101%	0.0000%	0.0085%	1.1930	0.0016%	19.30%
18	01/11/2003	1	0.0091%	0.0000%	0.0085%	1.0705	0.0006%	7.05%
19	01/11/2003	1	0.0102%	0.0000%	0.0085%	1.1954	0.0017%	19.54%
20	01/12/2003	1	0.0104%	0.0000%	0.0085%	1.2272	0.0019%	22.72%
21	01/12/2003	1	0.0101%	0.0000%	0.0085%	1.1871	0.0016%	18.71%
22	01/13/2003	1	0.0096%	0.0000%	0.0085%	1.1247	0.0011%	12.47%
23	01/15/2003	1	0.0111%	0.0000%	0.0085%	1.3027	0.0026%	30.27%
24	01/16/2003	1	0.0104%	0.0000%	0.0085%	1.2297	0.0020%	22.97%
25	01/19/2003	1	0.0098%	0.0000%	0.0085%	1.1531	0.0013%	15.31%
26	01/19/2003	1	0.0099%	0.0000%	0.0085%	1.1602	0.0014%	16.02%
27	01/20/2003	1	0.0116%	0.0000%	0.0085%	1.3653	0.0031%	36.53%
28	01/21/2003	1	0.0097%	0.0000%	0.0085%	1.1474	0.0013%	14.74%
29	01/21/2003	1	0.0102%	0.0000%	0.0085%	1.2039	0.0017%	20.39%
30	01/22/2003	1	0.0098%	0.0000%	0.0085%	1.1485	0.0013%	14.85%
31	01/22/2003	1	0.0094%	0.0000%	0.0085%	1.1038	0.0009%	10.38%
32	01/23/2003	1	0.0103%	0.0000%	0.0085%	1.2145	0.0018%	21.45%
33	01/23/2003	1	0.0089%	0.0000%	0.0085%	1.0531	0.0005%	5.31%
34	01/23/2003	1	0.0091%	0.0000%	0.0085%	1.0696	0.0006%	6.96%
35	01/24/2003	1	0.0102%	0.0000%	0.0085%	1.2004	0.0017%	20.04%
36	01/25/2003	1	0.0101%	0.0000%	0.0085%	1.1851	0.0016%	18.51%
37	01/26/2003	1	0.0080%	0.0000%	0.0085%	0.9425	-.0005%	-5.75%
38	01/26/2003	1	0.0093%	0.0000%	0.0085%	1.0968	0.0008%	9.68%
39	01/26/2003	1	0.0091%	0.0000%	0.0085%	1.0733	0.0006%	7.33%
40	01/28/2003	1	0.0086%	0.0000%	0.0085%	1.0073	0.0001%	0.73%
41	01/29/2003	1	0.0096%	0.0000%	0.0085%	1.1263	0.0011%	12.63%
42	01/29/2003	1	0.0106%	0.0000%	0.0085%	1.2535	0.0022%	25.35%
43	01/29/2003	1	0.0087%	0.0000%	0.0085%	1.0273	0.0002%	2.73%
44	01/29/2003	1	0.0094%	0.0000%	0.0085%	1.1122	0.0010%	11.22%
45	01/29/2003	1	0.0086%	0.0000%	0.0085%	1.0085	0.0001%	0.85%
46	01/29/2003	1	0.0102%	0.0000%	0.0085%	1.2005	0.0017%	20.05%
47	01/30/2003	1	0.0102%	0.0000%	0.0085%	1.2029	0.0017%	20.29%
48	01/30/2003	1	0.0089%	0.0000%	0.0085%	1.0438	0.0004%	4.38%

WEIGHT PERCENT 238-Pu DATA

Calendar Year 2003

118

SRS : Calex 1

#	Date Measured	Instr. ID	238-Pu	Uncert. 1 STD	Accepted Weight %	Ratio M/A	Weight % Error	Percent Error
49	01/30/2003	1	0.0094%	0.0000%	0.0085%	1.1063	0.0009%	10.63%
50	01/30/2003	1	0.0107%	0.0000%	0.0085%	1.2571	0.0022%	25.71%
51	01/30/2003	1	0.0099%	0.0000%	0.0085%	1.1687	0.0014%	16.87%
52	01/30/2003	1	0.0091%	0.0000%	0.0085%	1.0768	0.0007%	7.68%
53	01/31/2003	1	0.0105%	0.0000%	0.0085%	1.2407	0.0020%	24.07%
54	01/31/2003	1	0.0102%	0.0000%	0.0085%	1.1995	0.0017%	19.95%
55	02/01/2003	1	0.0101%	0.0000%	0.0085%	1.1877	0.0016%	18.77%
56	02/01/2003	1	0.0085%	0.0000%	0.0085%	1.0039	0.0000%	0.39%
57	02/02/2003	1	0.0091%	0.0000%	0.0085%	1.0699	0.0006%	6.99%
58	02/02/2003	1	0.0090%	0.0000%	0.0085%	1.0616	0.0005%	6.16%
59	02/03/2003	1	0.0097%	0.0000%	0.0085%	1.1441	0.0012%	14.41%
60	02/03/2003	1	0.0117%	0.0000%	0.0085%	1.3739	0.0032%	37.39%
61	02/04/2003	1	0.0112%	0.0000%	0.0085%	1.3138	0.0027%	31.38%
62	02/04/2003	1	0.0118%	0.0000%	0.0085%	1.3856	0.0033%	38.56%
63	02/05/2003	1	0.0129%	0.0000%	0.0085%	1.5223	0.0044%	52.23%
* 64	02/05/2003	1	0.0161%	0.0000%	0.0085%	1.9017	0.0077%	90.17%
65	02/06/2003	1	0.0104%	0.0000%	0.0085%	1.2232	0.0019%	22.32%
66	02/06/2003	1	0.0123%	0.0000%	0.0085%	1.4483	0.0038%	44.83%
67	02/07/2003	1	0.0119%	0.0000%	0.0085%	1.3988	0.0034%	39.88%
68	02/07/2003	1	0.0123%	0.0000%	0.0085%	1.4542	0.0039%	45.42%
69	02/07/2003	1	0.0128%	0.0000%	0.0085%	1.5084	0.0043%	50.84%
70	02/08/2003	1	0.0112%	0.0000%	0.0085%	1.3175	0.0027%	31.75%
71	02/08/2003	1	0.0107%	0.0000%	0.0085%	1.2562	0.0022%	25.62%
72	02/09/2003	1	0.0111%	0.0000%	0.0085%	1.3057	0.0026%	30.57%
73	02/09/2003	1	0.0122%	0.0000%	0.0085%	1.4400	0.0037%	44.00%
74	02/10/2003	1	0.0112%	0.0000%	0.0085%	1.3210	0.0027%	32.10%
75	02/10/2003	1	0.0117%	0.0000%	0.0085%	1.3835	0.0033%	38.35%
76	02/11/2003	1	0.0127%	0.0000%	0.0085%	1.4944	0.0042%	49.44%
77	02/12/2003	1	0.0140%	0.0000%	0.0085%	1.6511	0.0055%	65.11%
78	02/13/2003	1	0.0114%	0.0000%	0.0085%	1.3424	0.0029%	34.24%
79	02/13/2003	1	0.0125%	0.0000%	0.0085%	1.4767	0.0040%	47.67%
80	02/13/2003	1	0.0125%	0.0000%	0.0085%	1.4720	0.0040%	47.20%
81	02/14/2003	1	0.0132%	0.0000%	0.0085%	1.5498	0.0047%	54.98%
82	02/14/2003	1	0.0139%	0.0000%	0.0085%	1.6382	0.0054%	63.82%
83	02/15/2003	1	0.0127%	0.0000%	0.0085%	1.5015	0.0043%	50.15%
84	02/16/2003	1	0.0133%	0.0000%	0.0085%	1.5710	0.0048%	57.10%
85	02/16/2003	1	0.0135%	0.0000%	0.0085%	1.5852	0.0050%	58.52%
86	02/17/2003	1	0.0126%	0.0000%	0.0085%	1.4863	0.0041%	48.63%
87	02/18/2003	1	0.0124%	0.0000%	0.0085%	1.4628	0.0039%	46.28%
88	02/19/2003	1	0.0144%	0.0000%	0.0085%	1.6950	0.0059%	69.50%
89	02/19/2003	1	0.0131%	0.0000%	0.0085%	1.5488	0.0047%	54.88%
90	02/20/2003	1	0.0140%	0.0000%	0.0085%	1.6490	0.0055%	64.90%
91	02/21/2003	1	0.0141%	0.0000%	0.0085%	1.6561	0.0056%	65.61%
92	02/21/2003	1	0.0125%	0.0000%	0.0085%	1.4722	0.0040%	47.22%
93	02/21/2003	1	0.0136%	0.0000%	0.0085%	1.6007	0.0051%	60.07%
94	02/21/2003	1	0.0130%	0.0000%	0.0085%	1.5347	0.0045%	53.47%
95	02/21/2003	1	0.0142%	0.0000%	0.0085%	1.6702	0.0057%	67.02%
96	02/22/2003	1	0.0141%	0.0000%	0.0085%	1.6645	0.0056%	66.45%

WEIGHT PERCENT 238-Pu DATA

Calendar Year 2003

119

SRS : Calex 1

#	Date Measured	Instr. ID	238-Pu	Uncert. 1 STD	Accepted Weight %	Ratio M/A	Weight % Error	Percent Error
97	02/23/2003	1	0.0134%	0.0000%	0.0085%	1.5785	0.0049%	57.85%
98	02/23/2003	1	0.0143%	0.0000%	0.0085%	1.6881	0.0058%	68.81%
99	02/23/2003	1	0.0126%	0.0000%	0.0085%	1.4877	0.0041%	48.77%
100	02/24/2003	1	0.0161%	0.0000%	0.0085%	1.8932	0.0076%	89.32%
101	02/25/2003	1	0.0159%	0.0000%	0.0085%	1.8791	0.0075%	87.91%
102	02/26/2003	1	0.0122%	0.0000%	0.0085%	1.4382	0.0037%	43.82%
103	02/26/2003	1	0.0141%	0.0000%	0.0085%	1.6621	0.0056%	66.21%
104	02/27/2003	1	0.0152%	0.0000%	0.0085%	1.7906	0.0067%	79.06%
105	02/27/2003	1	0.0167%	0.0000%	0.0085%	1.9651	0.0082%	96.51%
106	02/28/2003	1	0.0138%	0.0000%	0.0085%	1.6282	0.0053%	62.82%
107	03/01/2003	1	0.0137%	0.0000%	0.0085%	1.6116	0.0052%	61.16%
108	03/01/2003	1	0.0162%	0.0000%	0.0085%	1.9076	0.0077%	90.76%
109	03/02/2003	1	0.0143%	0.0000%	0.0085%	1.6812	0.0058%	68.12%
110	03/03/2003	1	0.0142%	0.0000%	0.0085%	1.6718	0.0057%	67.18%
111	03/03/2003	1	0.0145%	0.0000%	0.0085%	1.7071	0.0060%	70.71%
112	03/03/2003	1	0.0146%	0.0000%	0.0085%	1.7225	0.0061%	72.25%
113	03/04/2003	1	0.0135%	0.0000%	0.0085%	1.5881	0.0050%	58.81%
114	03/04/2003	1	0.0118%	0.0000%	0.0085%	1.3876	0.0033%	38.76%
115	03/05/2003	1	0.0142%	0.0000%	0.0085%	1.6767	0.0057%	67.67%
116	03/06/2003	1	0.0158%	0.0000%	0.0085%	1.8618	0.0073%	86.18%
117	03/06/2003	1	0.0139%	0.0000%	0.0085%	1.6331	0.0054%	63.31%
118	03/06/2003	1	0.0188%	0.0000%	0.0085%	2.2214	0.0104%	122.1%
119	03/07/2003	1	0.0190%	0.0000%	0.0085%	2.2403	0.0105%	124.0%
120	03/07/2003	1	0.0149%	0.0000%	0.0085%	1.7533	0.0064%	75.33%
121	03/08/2003	1	0.0134%	0.0000%	0.0085%	1.5788	0.0049%	57.88%
122	03/08/2003	1	0.0157%	0.0000%	0.0085%	1.8477	0.0072%	84.77%
123	03/09/2003	1	0.0164%	0.0000%	0.0085%	1.9314	0.0079%	93.14%
124	03/09/2003	1	0.0175%	0.0000%	0.0085%	2.0682	0.0091%	106.8%
125	03/10/2003	1	0.0172%	0.0000%	0.0085%	2.0245	0.0087%	102.5%
126	03/12/2003	1	0.0176%	0.0000%	0.0085%	2.0743	0.0091%	107.4%
127	03/12/2003	1	0.0144%	0.0000%	0.0085%	1.7005	0.0059%	70.05%
128	03/15/2003	1	0.0202%	0.0000%	0.0085%	2.3856	0.0118%	138.6%
129	03/16/2003	1	0.0160%	0.0000%	0.0085%	1.8906	0.0076%	89.06%
130	03/16/2003	1	0.0159%	0.0000%	0.0085%	1.8705	0.0074%	87.05%
131	03/17/2003	1	0.0179%	0.0000%	0.0085%	2.1111	0.0094%	111.1%
132	03/21/2003	1	0.0181%	0.0000%	0.0085%	2.1335	0.0096%	113.4%
133	03/22/2003	1	0.0200%	0.0000%	0.0085%	2.3555	0.0115%	135.6%
134	03/23/2003	1	0.0196%	0.0000%	0.0085%	2.3071	0.0111%	130.7%
135	03/23/2003	1	0.0165%	0.0000%	0.0085%	1.9498	0.0081%	94.98%
136	03/24/2003	1	0.0188%	0.0000%	0.0085%	2.2222	0.0104%	122.2%
137	03/24/2003	1	0.0177%	0.0000%	0.0085%	2.0889	0.0092%	108.9%
138	05/05/2003	1	0.0084%	0.0000%	0.0085%	0.9882	-0.0001%	-1.18%
139	05/06/2003	1	0.0086%	0.0000%	0.0085%	1.0177	0.0002%	1.77%
140	05/06/2003	1	0.0080%	0.0000%	0.0085%	0.9445	-0.0005%	-5.55%
141	05/06/2003	1	0.0081%	0.0000%	0.0085%	0.9551	-0.0004%	-4.49%
142	05/06/2003	1	0.0083%	0.0000%	0.0085%	0.9847	-0.0001%	-1.53%
143	05/06/2003	1	0.0085%	0.0000%	0.0085%	1.0047	0.0000%	0.47%
144	05/06/2003	1	0.0086%	0.0000%	0.0085%	1.0165	0.0001%	1.65%

WEIGHT PERCENT 238-Pu DATA

Calendar Year 2003

120

SRS : Calex 1

#	Date Measured	Instr. ID	238-Pu	Uncert. 1 STD	Accepted Weight %	Ratio M/A	Weight % Error	Percent Error
145	05/06/2003	1	0.0072%	0.0000%	0.0085%	0.8512	-0.0013%	-14.9%
146	05/06/2003	1	0.0082%	0.0000%	0.0085%	0.9622	-0.0003%	-3.78%
147	05/06/2003	1	0.0094%	0.0000%	0.0085%	1.1051	0.0009%	10.51%
* 148	05/06/2003	1	0.0078%	0.0000%	0.0085%	0.9162	-0.0007%	-8.38%
149	05/06/2003	1	0.0085%	0.0000%	0.0085%	1.0059	0.0001%	0.59%
150	05/07/2003	1	0.0081%	0.0000%	0.0085%	0.9516	-0.0004%	-4.84%
151	05/08/2003	1	0.0082%	0.0000%	0.0085%	0.9728	-0.0002%	-2.72%
152	05/10/2003	1	0.0075%	0.0000%	0.0085%	0.8891	-0.0009%	-11.1%
153	05/10/2003	1	0.0078%	0.0000%	0.0085%	0.9163	-0.0007%	-8.37%
154	05/11/2003	1	0.0092%	0.0000%	0.0085%	1.0851	0.0007%	8.51%
155	05/11/2003	1	0.0087%	0.0000%	0.0085%	1.0214	0.0002%	2.14%
156	05/12/2003	1	0.0082%	0.0000%	0.0085%	0.9706	-0.0002%	-2.94%
157	05/13/2003	1	0.0073%	0.0000%	0.0085%	0.8655	-0.0011%	-13.5%
158	05/14/2003	1	0.0089%	0.0000%	0.0085%	1.0509	0.0004%	5.09%
159	05/14/2003	1	0.0088%	0.0000%	0.0085%	1.0391	0.0003%	3.91%
160	05/14/2003	1	0.0090%	0.0000%	0.0085%	1.0662	0.0006%	6.62%
161	05/14/2003	1	0.0075%	0.0000%	0.0085%	0.8832	-0.0010%	-11.7%
162	05/14/2003	1	0.0084%	0.0000%	0.0085%	0.9871	-0.0001%	-1.29%
163	05/14/2003	1	0.0088%	0.0000%	0.0085%	1.0332	0.0003%	3.32%
164	05/14/2003	1	0.0081%	0.0000%	0.0085%	0.9612	-0.0003%	-3.88%
165	05/14/2003	1	0.0078%	0.0000%	0.0085%	0.9186	-0.0007%	-8.14%
166	05/14/2003	1	0.0082%	0.0000%	0.0085%	0.9706	-0.0002%	-2.94%
167	05/14/2003	1	0.0084%	0.0000%	0.0085%	0.9907	-0.0001%	-0.93%
168	05/14/2003	1	0.0089%	0.0000%	0.0085%	1.0509	0.0004%	5.09%
169	05/15/2003	1	0.0094%	0.0000%	0.0085%	1.1147	0.0010%	11.47%
170	05/17/2003	1	0.0077%	0.0000%	0.0085%	0.9069	-0.0008%	-9.31%
171	05/18/2003	1	0.0076%	0.0000%	0.0085%	0.9022	-0.0008%	-9.78%
172	05/18/2003	1	0.0090%	0.0000%	0.0085%	1.0675	0.0006%	6.75%
173	05/19/2003	1	0.0086%	0.0000%	0.0085%	1.0168	0.0001%	1.68%
174	05/20/2003	1	0.0086%	0.0000%	0.0085%	1.0144	0.0001%	1.44%
175	05/20/2003	1	0.0080%	0.0000%	0.0085%	0.9400	-0.0005%	-6.00%
176	05/20/2003	1	0.0082%	0.0000%	0.0085%	0.9636	-0.0003%	-3.64%
177	05/21/2003	1	0.0082%	0.0000%	0.0085%	0.9673	-0.0003%	-3.27%
178	05/21/2003	1	0.0084%	0.0000%	0.0085%	0.9897	-0.0001%	-1.03%
179	05/22/2003	1	0.0082%	0.0000%	0.0085%	0.9661	-0.0003%	-3.39%
180	05/22/2003	1	0.0076%	0.0000%	0.0085%	0.9011	-0.0008%	-9.89%
181	05/22/2003	1	0.0081%	0.0000%	0.0085%	0.9531	-0.0004%	-4.69%
182	05/22/2003	1	0.0083%	0.0000%	0.0085%	0.9779	-0.0002%	-2.21%
183	05/22/2003	1	0.0087%	0.0000%	0.0085%	1.0311	0.0003%	3.11%
184	05/22/2003	1	0.0083%	0.0000%	0.0085%	0.9838	-0.0001%	-1.62%
185	05/22/2003	1	0.0087%	0.0000%	0.0085%	1.0216	0.0002%	2.16%
186	05/22/2003	1	0.0077%	0.0000%	0.0085%	0.9082	-0.0008%	-9.18%
187	05/22/2003	1	0.0082%	0.0000%	0.0085%	0.9626	-0.0003%	-3.74%
188	05/22/2003	1	0.0083%	0.0000%	0.0085%	0.9850	-0.0001%	-1.50%
189	05/22/2003	1	0.0075%	0.0000%	0.0085%	0.8893	-0.0009%	-11.1%
190	05/22/2003	1	0.0079%	0.0000%	0.0085%	0.9319	-0.0006%	-6.81%
191	05/23/2003	1	0.0080%	0.0000%	0.0085%	0.9472	-0.0004%	-5.28%
192	05/23/2003	1	0.0076%	0.0000%	0.0085%	0.8964	-0.0009%	-10.4%

WEIGHT PERCENT 238-Pu DATA

Calendar Year 2003

121

SRS : Calex 1

#	Date Measured	Instr. ID	238-Pu	Uncert. 1 STD	Accepted Weight %	Ratio M/A	Weight % Error	Percent Error
193	05/24/2003	1	0.0083%	0.0000%	0.0085%	0.9779	-0.0002%	-2.21%
194	05/25/2003	1	0.0070%	0.0000%	0.0085%	0.8279	-0.0015%	-17.2%
195	05/26/2003	1	0.0084%	0.0000%	0.0085%	0.9909	-0.0001%	-0.91%
196	05/26/2003	1	0.0075%	0.0000%	0.0085%	0.8870	-0.0010%	-11.3%
197	05/26/2003	1	0.0074%	0.0000%	0.0085%	0.8740	-0.0011%	-12.6%
198	05/30/2003	1	0.0079%	0.0000%	0.0085%	0.9379	-0.0005%	-6.21%
199	05/31/2003	1	0.0085%	0.0000%	0.0085%	1.0017	0.0000%	0.17%
200	05/31/2003	1	0.0084%	0.0000%	0.0085%	0.9898	-0.0001%	-1.02%
201	05/31/2003	1	0.0089%	0.0000%	0.0085%	1.0513	0.0004%	5.13%
202	05/31/2003	1	0.0087%	0.0000%	0.0085%	1.0217	0.0002%	2.17%
203	05/31/2003	1	0.0092%	0.0000%	0.0085%	1.0832	0.0007%	8.32%
204	05/31/2003	1	0.0078%	0.0000%	0.0085%	0.9261	-0.0006%	-7.39%
205	05/31/2003	1	0.0094%	0.0000%	0.0085%	1.1103	0.0009%	11.03%
206	05/31/2003	1	0.0076%	0.0000%	0.0085%	0.8953	-0.0009%	-10.5%
207	05/31/2003	1	0.0089%	0.0000%	0.0085%	1.0524	0.0004%	5.24%
208	06/01/2003	1	0.0080%	0.0000%	0.0085%	0.9451	-0.0005%	-5.49%
209	06/02/2003	1	0.0078%	0.0000%	0.0085%	0.9226	-0.0007%	-7.74%
210	06/02/2003	1	0.0088%	0.0000%	0.0085%	1.0419	0.0004%	4.19%
211	06/02/2003	1	0.0087%	0.0000%	0.0085%	1.0266	0.0002%	2.66%
212	06/06/2003	1	0.0083%	0.0000%	0.0085%	0.9817	-0.0002%	-1.83%
213	06/07/2003	1	0.0082%	0.0000%	0.0085%	0.9676	-0.0003%	-3.24%
214	06/08/2003	1	0.0079%	0.0000%	0.0085%	0.9381	-0.0005%	-6.19%
215	06/08/2003	1	0.0080%	0.0000%	0.0085%	0.9499	-0.0004%	-5.01%
216	06/09/2003	1	0.0087%	0.0000%	0.0085%	1.0279	0.0002%	2.79%
217	06/09/2003	1	0.0089%	0.0000%	0.0085%	1.0468	0.0004%	4.68%
218	06/10/2003	1	0.0094%	0.0000%	0.0085%	1.1106	0.0009%	11.06%
219	06/10/2003	1	0.0073%	0.0000%	0.0085%	0.8637	-0.0012%	-13.6%
220	06/11/2003	1	0.0088%	0.0000%	0.0085%	1.0444	0.0004%	4.44%
221	06/12/2003	1	0.0083%	0.0000%	0.0085%	0.9830	-0.0001%	-1.70%
222	06/12/2003	1	0.0090%	0.0000%	0.0085%	1.0657	0.0006%	6.57%
223	06/13/2003	1	0.0081%	0.0000%	0.0085%	0.9512	-0.0004%	-4.88%
224	06/13/2003	1	0.0082%	0.0000%	0.0085%	0.9725	-0.0002%	-2.75%
225	06/14/2003	1	0.0090%	0.0000%	0.0085%	1.0658	0.0006%	6.58%
226	06/15/2003	1	0.0086%	0.0000%	0.0085%	1.0162	0.0001%	1.62%
227	06/15/2003	1	0.0085%	0.0000%	0.0085%	1.0067	0.0001%	0.67%
228	06/15/2003	1	0.0088%	0.0000%	0.0085%	1.0422	0.0004%	4.22%
229	06/16/2003	1	0.0084%	0.0000%	0.0085%	0.9866	-0.0001%	-1.34%
230	06/19/2003	1	0.0091%	0.0000%	0.0085%	1.0754	0.0006%	7.54%
231	06/19/2003	1	0.0079%	0.0000%	0.0085%	0.9300	-0.0006%	-7.00%
232	06/20/2003	1	0.0073%	0.0000%	0.0085%	0.8615	-0.0012%	-13.9%
233	06/20/2003	1	0.0085%	0.0000%	0.0085%	1.0021	0.0000%	0.21%
234	06/23/2003	1	0.0076%	0.0000%	0.0085%	0.8993	-0.0009%	-10.1%
235	06/23/2003	1	0.0072%	0.0000%	0.0085%	0.8509	-0.0013%	-14.9%
236	06/24/2003	1	0.0082%	0.0000%	0.0085%	0.9668	-0.0003%	-3.32%
237	06/26/2003	1	0.0077%	0.0000%	0.0085%	0.9065	-0.0008%	-9.35%
238	06/26/2003	1	0.0074%	0.0000%	0.0085%	0.8734	-0.0011%	-12.7%
239	06/26/2003	1	0.0076%	0.0000%	0.0085%	0.9030	-0.0008%	-9.70%
240	06/26/2003	1	0.0078%	0.0000%	0.0085%	0.9231	-0.0007%	-7.69%

WEIGHT PERCENT 238-Pu DATA

Calendar Year 2003

122

SRS : Calex 1

#	Date Measured	Instr. ID	238-Pu	Uncert. 1 STD	Accepted Weight %	Ratio M/A	Weight % Error	Percent Error
241	06/27/2003	1	0.0075%	0.0000%	0.0085%	0.8864	-0.0010%	-11.4%
242	07/01/2003	1	0.0069%	0.0000%	0.0085%	0.8156	-0.0016%	-18.4%
243	07/01/2003	1	0.0062%	0.0000%	0.0085%	0.7329	-0.0023%	-26.7%
244	07/01/2003	1	0.0070%	0.0000%	0.0085%	0.8227	-0.0015%	-17.7%
245	07/02/2003	1	0.0063%	0.0000%	0.0085%	0.7447	-0.0022%	-25.5%
246	07/03/2003	1	0.0057%	0.0000%	0.0085%	0.6738	-0.0028%	-32.6%
247	07/03/2003	1	0.0078%	0.0000%	0.0085%	0.9220	-0.0007%	-7.80%
248	07/05/2003	1	0.0058%	0.0000%	0.0085%	0.6797	-0.0027%	-32.0%
249	07/05/2003	1	0.0064%	0.0000%	0.0085%	0.7566	-0.0021%	-24.3%
250	07/08/2003	1	0.0065%	0.0000%	0.0085%	0.7684	-0.0020%	-23.2%
251	07/08/2003	1	0.0063%	0.0000%	0.0085%	0.7448	-0.0022%	-25.5%
252	07/10/2003	1	0.0067%	0.0000%	0.0085%	0.7886	-0.0018%	-21.1%
253	07/11/2003	1	0.0073%	0.0000%	0.0085%	0.8631	-0.0012%	-13.7%
254	07/11/2003	1	0.0062%	0.0000%	0.0085%	0.7330	-0.0023%	-26.7%
255	07/12/2003	1	0.0081%	0.0000%	0.0085%	0.9553	-0.0004%	-4.47%
256	07/13/2003	1	0.0076%	0.0000%	0.0085%	0.8986	-0.0009%	-10.1%
257	07/13/2003	1	0.0064%	0.0000%	0.0085%	0.7567	-0.0021%	-24.3%
258	07/13/2003	1	0.0057%	0.0000%	0.0085%	0.6739	-0.0028%	-32.6%
259	07/13/2003	1	0.0072%	0.0000%	0.0085%	0.8513	-0.0013%	-14.9%
260	07/13/2003	1	0.0069%	0.0000%	0.0085%	0.8193	-0.0015%	-18.1%
261	07/16/2003	1	0.0081%	0.0000%	0.0085%	0.9578	-0.0004%	-4.22%
262	07/16/2003	1	0.0071%	0.0000%	0.0085%	0.8372	-0.0014%	-16.3%
263	07/17/2003	1	0.0078%	0.0000%	0.0085%	0.9223	-0.0007%	-7.77%
264	07/17/2003	1	0.0064%	0.0000%	0.0085%	0.7603	-0.0020%	-24.0%
265	07/20/2003	1	0.0077%	0.0000%	0.0085%	0.9105	-0.0008%	-8.95%
266	07/20/2003	1	0.0071%	0.0000%	0.0085%	0.8395	-0.0014%	-16.1%
267	07/20/2003	1	0.0077%	0.0000%	0.0085%	0.9105	-0.0008%	-8.95%
268	07/20/2003	1	0.0070%	0.0000%	0.0085%	0.8301	-0.0014%	-17.0%
269	07/23/2003	1	0.0072%	0.0000%	0.0085%	0.8491	-0.0013%	-15.1%
270	07/25/2003	1	0.0075%	0.0000%	0.0085%	0.8869	-0.0010%	-11.3%
271	07/26/2003	1	0.0067%	0.0000%	0.0085%	0.7971	-0.0017%	-20.3%
272	07/26/2003	1	0.0069%	0.0000%	0.0085%	0.8160	-0.0016%	-18.4%
273	07/26/2003	1	0.0076%	0.0000%	0.0085%	0.8988	-0.0009%	-10.1%
274	07/26/2003	1	0.0070%	0.0000%	0.0085%	0.8278	-0.0015%	-17.2%
275	07/27/2003	1	0.0079%	0.0000%	0.0085%	0.9344	-0.0006%	-6.56%
276	07/27/2003	1	0.0075%	0.0000%	0.0085%	0.8847	-0.0010%	-11.5%
277	07/28/2003	1	0.0079%	0.0000%	0.0085%	0.9344	-0.0006%	-6.56%
278	07/28/2003	1	0.0071%	0.0000%	0.0085%	0.8433	-0.0013%	-15.7%
279	07/29/2003	1	0.0081%	0.0000%	0.0085%	0.9580	-0.0004%	-4.20%
280	07/29/2003	1	0.0072%	0.0000%	0.0085%	0.8527	-0.0012%	-14.7%
281	08/07/2003	1	0.0121%	0.0000%	0.0085%	1.4338	0.0037%	43.38%
282	08/17/2003	1	0.0068%	0.0000%	0.0085%	0.8034	-0.0017%	-19.7%
283	08/17/2003	1	0.0068%	0.0000%	0.0085%	0.8034	-0.0017%	-19.7%
284	08/17/2003	1	0.0069%	0.0000%	0.0085%	0.8164	-0.0016%	-18.4%
285	08/19/2003	1	0.0058%	0.0000%	0.0085%	0.6839	-0.0027%	-31.6%
286	08/19/2003	1	0.0066%	0.0000%	0.0085%	0.7786	-0.0019%	-22.1%
287	08/19/2003	1	0.0066%	0.0000%	0.0085%	0.7798	-0.0019%	-22.0%
288	08/19/2003	1	0.0061%	0.0000%	0.0085%	0.7206	-0.0024%	-27.9%

WEIGHT PERCENT 238-Pu DATA

Calendar Year 2003

123

SRS : Calex 1

#	Date Measured	Instr. ID	238-Pu	Uncert. 1 STD	Accepted Weight %	Ratio M/A	Weight % Error	Percent Error
289	08/19/2003	1	0.0077%	0.0000%	0.0085%	0.9076	-0.0008%	-9.24%
290	08/19/2003	1	0.0059%	0.0000%	0.0085%	0.7017	-0.0025%	-29.8%
291	08/19/2003	1	0.0068%	0.0000%	0.0085%	0.8011	-0.0017%	-19.9%
292	08/19/2003	1	0.0070%	0.0000%	0.0085%	0.8295	-0.0014%	-17.1%
293	08/19/2003	1	0.0071%	0.0000%	0.0085%	0.8378	-0.0014%	-16.2%
294	08/19/2003	1	0.0069%	0.0000%	0.0085%	0.8129	-0.0016%	-18.7%
295	08/19/2003	1	0.0070%	0.0000%	0.0085%	0.8283	-0.0015%	-17.2%
296	08/19/2003	1	0.0069%	0.0000%	0.0085%	0.8165	-0.0016%	-18.4%
297	08/19/2003	1	0.0078%	0.0000%	0.0085%	0.9230	-0.0007%	-7.70%
298	08/19/2003	1	0.0064%	0.0000%	0.0085%	0.7573	-0.0021%	-24.3%
299	08/19/2003	1	0.0071%	0.0000%	0.0085%	0.8401	-0.0014%	-16.0%
300	08/19/2003	1	0.0072%	0.0000%	0.0085%	0.8520	-0.0013%	-14.8%
301	08/19/2003	1	0.0073%	0.0000%	0.0085%	0.8638	-0.0012%	-13.6%
302	08/20/2003	1	0.0058%	0.0000%	0.0085%	0.6863	-0.0027%	-31.4%
303	08/21/2003	1	0.0070%	0.0000%	0.0085%	0.8224	-0.0015%	-17.8%
304	08/23/2003	1	0.0065%	0.0000%	0.0085%	0.7728	-0.0019%	-22.7%
305	08/23/2003	1	0.0060%	0.0000%	0.0085%	0.7136	-0.0024%	-28.6%
306	08/24/2003	1	0.0074%	0.0000%	0.0085%	0.8757	-0.0011%	-12.4%
307	08/24/2003	1	0.0067%	0.0000%	0.0085%	0.7917	-0.0018%	-20.8%
308	08/26/2003	1	0.0061%	0.0000%	0.0085%	0.7195	-0.0024%	-28.1%
309	08/27/2003	1	0.0076%	0.0000%	0.0085%	0.9006	-0.0008%	-9.94%
310	08/27/2003	1	0.0060%	0.0000%	0.0085%	0.7089	-0.0025%	-29.1%
311	08/28/2003	1	0.0064%	0.0000%	0.0085%	0.7621	-0.0020%	-23.8%
312	08/30/2003	1	0.0067%	0.0000%	0.0084%	0.7954	-0.0017%	-20.5%
313	08/31/2003	1	0.0072%	0.0000%	0.0084%	0.8534	-0.0012%	-14.7%
314	09/01/2003	1	0.0065%	0.0000%	0.0084%	0.7729	-0.0019%	-22.7%
315	09/01/2003	1	0.0064%	0.0000%	0.0084%	0.7610	-0.0020%	-23.9%
316	09/02/2003	1	0.0076%	0.0000%	0.0084%	0.9007	-0.0008%	-9.93%
317	09/04/2003	1	0.0058%	0.0000%	0.0084%	0.6877	-0.0026%	-31.2%
318	09/08/2003	1	0.0063%	0.0000%	0.0084%	0.7434	-0.0022%	-25.7%
319	09/08/2003	1	0.0072%	0.0000%	0.0084%	0.8487	-0.0013%	-15.1%
320	09/09/2003	1	0.0062%	0.0000%	0.0084%	0.7304	-0.0023%	-27.0%
321	09/09/2003	1	0.0074%	0.0000%	0.0084%	0.8808	-0.0010%	-11.9%
322	09/09/2003	1	0.0066%	0.0000%	0.0084%	0.7802	-0.0019%	-22.0%
323	09/09/2003	1	0.0071%	0.0000%	0.0084%	0.8394	-0.0014%	-16.1%
324	09/09/2003	1	0.0063%	0.0000%	0.0084%	0.7458	-0.0021%	-25.4%
325	09/09/2003	1	0.0062%	0.0000%	0.0084%	0.7387	-0.0022%	-26.1%
326	09/09/2003	1	0.0076%	0.0000%	0.0084%	0.9045	-0.0008%	-9.55%
327	09/09/2003	1	0.0062%	0.0000%	0.0084%	0.7304	-0.0023%	-27.0%
328	09/09/2003	1	0.0072%	0.0000%	0.0084%	0.8488	-0.0013%	-15.1%
329	09/09/2003	1	0.0074%	0.0000%	0.0084%	0.8808	-0.0010%	-11.9%
330	09/09/2003	1	0.0066%	0.0000%	0.0084%	0.7802	-0.0019%	-22.0%
331	09/09/2003	1	0.0071%	0.0000%	0.0084%	0.8394	-0.0014%	-16.1%
332	09/09/2003	1	0.0063%	0.0000%	0.0084%	0.7458	-0.0021%	-25.4%
333	09/09/2003	1	0.0062%	0.0000%	0.0084%	0.7387	-0.0022%	-26.1%
334	09/09/2003	1	0.0076%	0.0000%	0.0084%	0.9045	-0.0008%	-9.55%
335	09/10/2003	1	0.0064%	0.0000%	0.0084%	0.7577	-0.0020%	-24.2%
336	09/10/2003	1	0.0070%	0.0000%	0.0084%	0.8334	-0.0014%	-16.7%

WEIGHT PERCENT 238-Pu DATA

Calendar Year 2003

124

SRS : Calex 1

#	Date Measured	Instr. ID	238-Pu	Uncert. 1 STD	Accepted Weight %	Ratio M/A	Weight % Error	Percent Error
337	09/10/2003	1	0.0062%	0.0000%	0.0084%	0.7281	-.0023%	-27.2%
338	09/10/2003	1	0.0064%	0.0000%	0.0084%	0.7612	-.0020%	-23.9%
339	09/10/2003	1	0.0069%	0.0000%	0.0084%	0.8133	-.0016%	-18.7%
340	09/10/2003	1	0.0069%	0.0000%	0.0084%	0.8169	-.0015%	-18.3%
341	09/10/2003	1	0.0064%	0.0000%	0.0084%	0.7577	-.0020%	-24.2%
342	09/10/2003	1	0.0064%	0.0000%	0.0084%	0.7577	-.0020%	-24.2%
343	09/10/2003	1	0.0070%	0.0000%	0.0084%	0.8334	-.0014%	-16.7%
344	09/10/2003	1	0.0062%	0.0000%	0.0084%	0.7281	-.0023%	-27.2%
345	09/10/2003	1	0.0064%	0.0000%	0.0084%	0.7612	-.0020%	-23.9%
346	09/10/2003	1	0.0069%	0.0000%	0.0084%	0.8133	-.0016%	-18.7%
347	09/10/2003	1	0.0069%	0.0000%	0.0084%	0.8169	-.0015%	-18.3%
348	09/10/2003	1	0.0064%	0.0000%	0.0084%	0.7577	-.0020%	-24.2%
349	09/11/2003	1	0.0069%	0.0000%	0.0084%	0.8216	-.0015%	-17.8%
350	09/12/2003	1	0.0062%	0.0000%	0.0084%	0.7340	-.0022%	-26.6%
351	09/12/2003	1	0.0079%	0.0000%	0.0084%	0.9305	-.0006%	-6.95%
352	09/12/2003	1	0.0059%	0.0000%	0.0084%	0.6949	-.0026%	-30.5%
353	09/12/2003	1	0.0073%	0.0000%	0.0084%	0.8595	-.0012%	-14.1%
354	09/12/2003	1	0.0071%	0.0000%	0.0084%	0.8382	-.0014%	-16.2%
355	09/12/2003	1	0.0057%	0.0000%	0.0084%	0.6701	-.0028%	-33.0%
356	09/12/2003	1	0.0062%	0.0000%	0.0084%	0.7340	-.0022%	-26.6%
357	09/15/2003	1	0.0071%	0.0000%	0.0084%	0.8442	-.0013%	-15.6%
358	09/19/2003	1	0.0066%	0.0000%	0.0084%	0.7791	-.0019%	-22.1%
359	09/19/2003	1	0.0062%	0.0000%	0.0084%	0.7293	-.0023%	-27.1%
360	09/20/2003	1	0.0062%	0.0000%	0.0084%	0.7282	-.0023%	-27.2%
361	09/20/2003	1	0.0062%	0.0000%	0.0084%	0.7294	-.0023%	-27.1%
362	09/20/2003	1	0.0073%	0.0000%	0.0084%	0.8632	-.0012%	-13.7%
363	09/21/2003	1	0.0074%	0.0000%	0.0084%	0.8810	-.0010%	-11.9%
364	09/22/2003	1	0.0069%	0.0000%	0.0084%	0.8111	-.0016%	-18.9%
365	09/23/2003	1	0.0075%	0.0000%	0.0084%	0.8881	-.0009%	-11.2%
366	09/24/2003	1	0.0081%	0.0000%	0.0084%	0.9591	-.0003%	-4.09%
367	09/24/2003	1	0.0068%	0.0000%	0.0084%	0.7993	-.0017%	-20.1%
368	09/25/2003	1	0.0069%	0.0000%	0.0084%	0.8194	-.0015%	-18.1%
369	09/25/2003	1	0.0065%	0.0000%	0.0084%	0.7744	-.0019%	-22.6%
370	09/26/2003	1	0.0067%	0.0000%	0.0084%	0.7946	-.0017%	-20.5%
371	09/27/2003	1	0.0080%	0.0000%	0.0084%	0.9450	-.0005%	-5.50%
372	09/28/2003	1	0.0073%	0.0000%	0.0084%	0.8693	-.0011%	-13.1%
373	09/28/2003	1	0.0077%	0.0000%	0.0084%	0.9119	-.0007%	-8.81%
374	09/29/2003	1	0.0068%	0.0000%	0.0084%	0.8089	-.0016%	-19.1%
375	09/30/2003	1	0.0075%	0.0000%	0.0084%	0.8882	-.0009%	-11.2%
376	10/01/2003	1	0.0062%	0.0000%	0.0084%	0.7284	-.0023%	-27.2%
377	10/01/2003	1	0.0071%	0.0000%	0.0084%	0.8457	-.0013%	-15.4%
378	10/02/2003	1	0.0072%	0.0000%	0.0084%	0.8504	-.0013%	-15.0%
379	10/03/2003	1	0.0075%	0.0000%	0.0084%	0.8871	-.0010%	-11.3%
380	10/03/2003	1	0.0064%	0.0000%	0.0084%	0.7568	-.0021%	-24.3%
381	10/03/2003	1	0.0078%	0.0000%	0.0084%	0.9191	-.0007%	-8.09%
382	10/04/2003	1	0.0065%	0.0000%	0.0084%	0.7675	-.0020%	-23.3%
383	10/04/2003	1	0.0076%	0.0000%	0.0084%	0.8990	-.0009%	-10.1%
384	10/05/2003	1	0.0068%	0.0000%	0.0084%	0.8078	-.0016%	-19.2%

WEIGHT PERCENT 238-Pu DATA

Calendar Year 2003

125

SRS : Calex 1

#	Date Measured	Instr. ID	238-Pu	Uncert. 1 STD	Accepted Weight %	Ratio M/A	Weight % Error	Percent Error
385	10/06/2003	1	0.0072%	0.0000%	0.0084%	0.8528	-0.0012%	-14.7%
386	10/07/2003	1	0.0069%	0.0000%	0.0084%	0.8185	-0.0015%	-18.2%
387	10/07/2003	1	0.0069%	0.0000%	0.0084%	0.8185	-0.0015%	-18.2%
388	10/08/2003	1	0.0071%	0.0000%	0.0084%	0.8351	-0.0014%	-16.5%
389	10/09/2003	1	0.0064%	0.0000%	0.0084%	0.7605	-0.0020%	-24.0%
390	10/10/2003	1	0.0070%	0.0000%	0.0084%	0.8316	-0.0014%	-16.8%
391	10/10/2003	1	0.0072%	0.0000%	0.0084%	0.8505	-0.0013%	-15.0%
392	10/11/2003	1	0.0069%	0.0000%	0.0084%	0.8138	-0.0016%	-18.6%
393	10/11/2003	1	0.0069%	0.0000%	0.0084%	0.8138	-0.0016%	-18.6%
394	10/12/2003	1	0.0076%	0.0000%	0.0084%	0.8944	-0.0009%	-10.6%
395	10/12/2003	1	0.0077%	0.0000%	0.0084%	0.9158	-0.0007%	-8.42%
396	10/12/2003	1	0.0076%	0.0000%	0.0084%	0.8944	-0.0009%	-10.6%
397	10/13/2003	1	0.0064%	0.0000%	0.0084%	0.7558	-0.0021%	-24.4%
398	10/14/2003	1	0.0068%	0.0000%	0.0084%	0.8032	-0.0017%	-19.7%
399	10/14/2003	1	0.0063%	0.0000%	0.0084%	0.7452	-0.0022%	-25.5%
400	10/15/2003	1	0.0069%	0.0000%	0.0084%	0.8198	-0.0015%	-18.0%
401	10/15/2003	1	0.0081%	0.0000%	0.0084%	0.9596	-0.0003%	-4.04%
402	10/15/2003	1	0.0069%	0.0000%	0.0084%	0.8198	-0.0015%	-18.0%
403	10/15/2003	1	0.0069%	0.0000%	0.0084%	0.8198	-0.0015%	-18.0%
404	10/16/2003	1	0.0069%	0.0000%	0.0084%	0.8163	-0.0016%	-18.4%
405	10/17/2003	1	0.0063%	0.0000%	0.0084%	0.7487	-0.0021%	-25.1%
406	10/22/2003	1	0.0074%	0.0000%	0.0084%	0.8803	-0.0010%	-12.0%
407	10/23/2003	1	0.0073%	0.0000%	0.0084%	0.8591	-0.0012%	-14.1%
408	10/23/2003	1	0.0074%	0.0000%	0.0084%	0.8804	-0.0010%	-12.0%
409	10/24/2003	1	0.0070%	0.0000%	0.0084%	0.8307	-0.0014%	-16.9%
410	10/28/2003	1	0.0071%	0.0000%	0.0084%	0.8401	-0.0013%	-16.0%
411	10/28/2003	1	0.0080%	0.0000%	0.0084%	0.9480	-0.0004%	-5.20%
412	10/28/2003	1	0.0098%	0.0000%	0.0084%	1.1613	0.0014%	16.13%
413	10/28/2003	1	0.0092%	0.0000%	0.0084%	1.0902	0.0008%	9.02%
414	10/28/2003	1	0.0072%	0.0000%	0.0084%	0.8496	-0.0013%	-15.0%
415	10/28/2003	1	0.0089%	0.0000%	0.0084%	1.0499	0.0004%	4.99%
416	10/28/2003	1	0.0091%	0.0000%	0.0084%	1.0795	0.0007%	7.95%
417	10/29/2003	1	0.0055%	0.0000%	0.0084%	0.6506	-0.0029%	-34.9%
418	10/30/2003	1	0.0065%	0.0000%	0.0084%	0.7680	-0.0020%	-23.2%
419	10/30/2003	1	0.0053%	0.0000%	0.0084%	0.6222	-0.0032%	-37.8%
420	10/30/2003	1	0.0069%	0.0000%	0.0084%	0.8130	-0.0016%	-18.7%
421	11/03/2003	1	0.0051%	0.0000%	0.0084%	0.6045	-0.0033%	-39.6%
422	11/03/2003	1	0.0059%	0.0000%	0.0084%	0.7005	-0.0025%	-30.0%
423	11/03/2003	1	0.0060%	0.0000%	0.0084%	0.7100	-0.0024%	-29.0%
424	11/03/2003	1	0.0062%	0.0000%	0.0084%	0.7325	-0.0023%	-26.8%
425	11/03/2003	1	0.0065%	0.0000%	0.0084%	0.7680	-0.0020%	-23.2%
426	11/03/2003	1	0.0061%	0.0000%	0.0084%	0.7183	-0.0024%	-28.2%
427	11/04/2003	1	0.0056%	0.0000%	0.0084%	0.6602	-0.0029%	-34.0%
428	11/06/2003	1	0.0054%	0.0000%	0.0084%	0.6377	-0.0031%	-36.2%
429	11/07/2003	1	0.0059%	0.0000%	0.0084%	0.6981	-0.0025%	-30.2%
430	11/10/2003	1	0.0061%	0.0000%	0.0084%	0.7219	-0.0023%	-27.8%
431	11/10/2003	1	0.0062%	0.0000%	0.0084%	0.7302	-0.0023%	-27.0%
432	11/12/2003	1	0.0054%	0.0000%	0.0084%	0.6342	-0.0031%	-36.6%

WEIGHT PERCENT 238-Pu DATA

Calendar Year 2003

126

SRS : Calex 1

#	Date Measured	Instr. ID	238-Pu	Uncert. 1 STD	Accepted Weight %	Ratio M/A	Weight % Error	Percent Error
433	11/12/2003	1	0.0057%	0.0000%	0.0084%	0.6745	-0.0027%	-32.6%
434	11/13/2003	1	0.0066%	0.0000%	0.0084%	0.7871	-0.0018%	-21.3%
435	11/14/2003	1	0.0054%	0.0000%	0.0084%	0.6343	-0.0031%	-36.6%
436	11/16/2003	1	0.0051%	0.0000%	0.0084%	0.6046	-0.0033%	-39.5%
437	11/18/2003	1	0.0063%	0.0000%	0.0084%	0.7445	-0.0022%	-25.6%
438	11/19/2003	1	0.0059%	0.0000%	0.0084%	0.7030	-0.0025%	-29.7%
439	11/19/2003	1	0.0061%	0.0000%	0.0084%	0.7184	-0.0024%	-28.2%
440	11/19/2003	1	0.0060%	0.0000%	0.0084%	0.7161	-0.0024%	-28.4%
441	11/19/2003	1	0.0061%	0.0000%	0.0084%	0.7208	-0.0024%	-27.9%
442	11/19/2003	1	0.0059%	0.0000%	0.0084%	0.6983	-0.0025%	-30.2%
443	11/19/2003	1	0.0065%	0.0000%	0.0084%	0.7670	-0.0020%	-23.3%
444	11/19/2003	1	0.0057%	0.0000%	0.0084%	0.6805	-0.0027%	-32.0%
445	11/20/2003	1	0.0063%	0.0000%	0.0084%	0.7410	-0.0022%	-25.9%
446	11/21/2003	1	0.0064%	0.0000%	0.0084%	0.7588	-0.0020%	-24.1%
447	11/25/2003	1	0.0055%	0.0000%	0.0084%	0.6569	-0.0029%	-34.3%
448	11/25/2003	1	0.0050%	0.0000%	0.0084%	0.5917	-0.0034%	-40.8%
449	11/26/2003	1	0.0062%	0.0000%	0.0084%	0.7305	-0.0023%	-27.0%
450	11/26/2003	1	0.0055%	0.0000%	0.0084%	0.6546	-0.0029%	-34.5%
451	11/27/2003	1	0.0057%	0.0000%	0.0084%	0.6807	-0.0027%	-31.9%
452	11/27/2003	1	0.0058%	0.0000%	0.0084%	0.6842	-0.0027%	-31.6%
453	12/03/2003	1	0.0066%	0.0000%	0.0084%	0.7839	-0.0018%	-21.6%
454	12/03/2003	1	0.0065%	0.0000%	0.0084%	0.7697	-0.0019%	-23.0%
455	12/09/2003	1	0.0067%	0.0000%	0.0084%	0.7911	-0.0018%	-20.9%
456	12/11/2003	1	0.0063%	0.0000%	0.0084%	0.7520	-0.0021%	-24.8%
457	12/11/2003	1	0.0062%	0.0000%	0.0084%	0.7401	-0.0022%	-26.0%
458	12/12/2003	1	0.0052%	0.0000%	0.0084%	0.6180	-0.0032%	-38.2%
459	12/13/2003	1	0.0062%	0.0000%	0.0084%	0.7295	-0.0023%	-27.1%
460	12/14/2003	1	0.0071%	0.0000%	0.0084%	0.8434	-0.0013%	-15.7%
461	12/14/2003	1	0.0059%	0.0000%	0.0084%	0.7034	-0.0025%	-29.7%
462	12/17/2003	1	0.0095%	0.0000%	0.0084%	1.1222	0.0010%	12.22%
463	12/17/2003	1	0.0080%	0.0000%	0.0084%	0.9431	-0.0005%	-5.69%
464	12/18/2003	1	0.0083%	0.0000%	0.0084%	0.9835	-0.0001%	-1.65%
465	12/19/2003	1	0.0080%	0.0000%	0.0084%	0.9455	-0.0005%	-5.45%
466	12/19/2003	1	0.0081%	0.0000%	0.0084%	0.9657	-0.0003%	-3.43%
467	12/20/2003	1	0.0084%	0.0000%	0.0084%	0.9918	-0.0001%	-0.82%
468	12/21/2003	1	0.0075%	0.0000%	0.0084%	0.8933	-0.0009%	-10.7%
469	12/22/2003	1	0.0087%	0.0000%	0.0084%	1.0322	0.0003%	3.22%
470	12/22/2003	1	0.0083%	0.0000%	0.0084%	0.9811	-0.0002%	-1.89%
* 471	12/23/2003	1	0.0079%	0.0000%	0.0084%	0.9350	-0.0005%	-6.50%
472	12/23/2003	1	0.0082%	0.0000%	0.0084%	0.9706	-0.0002%	-2.94%
473	12/24/2003	1	0.0074%	0.0000%	0.0084%	0.8757	-0.0010%	-12.4%
474	12/26/2003	1	0.0070%	0.0000%	0.0084%	0.8282	-0.0014%	-17.2%
475	12/27/2003	1	0.0091%	0.0000%	0.0084%	1.0785	0.0007%	7.85%
476	12/27/2003	1	0.0074%	0.0000%	0.0084%	0.8745	-0.0011%	-12.6%
477	12/28/2003	1	0.0073%	0.0000%	0.0084%	0.8650	-0.0011%	-13.5%
478	12/29/2003	1	0.0078%	0.0000%	0.0084%	0.9197	-0.0007%	-8.03%
479	12/29/2003	1	0.0078%	0.0000%	0.0084%	0.9244	-0.0006%	-7.56%
480	12/30/2003	1	0.0089%	0.0000%	0.0084%	1.0585	0.0005%	5.85%

WEIGHT PERCENT 238-Pu DATA

Calendar Year 2003

SRS : Calex 1

#	Date Measured	Instr. ID	238-Pu	Uncert. 1 STD	Accepted Weight %	Ratio M/A	Weight % Error	Percent Error
481	12/30/2003	1	0.0098%	0.0000%	0.0084%	1.1606	0.0014%	16.06%
482	12/31/2003	1	0.0079%	0.0000%	0.0084%	0.9363	-.0005%	-6.37%

Statistical outliers are in bold *, and are not included in graphs and tables.

Mean Error:	0.0003%	2.95%
Standard Deviation:	0.0029%	33.76%

J. ²³⁹Pu ISOTOPE ABUNDANCE TABLES AND GRAPHS

RESULTS OF ANALYSIS OF 239-Pu DATA
1st QUARTER 2003 Calex 1

	HANFORD	LLNL	SRS
Mean error (weight %)	-0.0362%	0.0014%	0.0100%
Standard Deviation (weight %)	0.0250%	0.0201%	0.1256%
Uncertainty in the Mean (weight %)	0.0042%	0.0041%	0.0108%
Mean Error (%)	-0.04%	0.00%	0.01%
Standard Deviation (%)	0.03%	0.02%	0.13%
Uncertainty in the Mean (%)	0.00%	0.00%	0.01%
Number of Data Points	36	24	136
Number of Outliers	0	0	1

Difference from Last Quarter in:

Mean error (weight %)	0.0102%	-0.0094%	0.0615%
Standard Deviation (weight %)	-0.0083%	-0.0044%	0.0214%
Uncertainty in the Mean (weight %)	-0.0011%	-0.0014%	-0.0002%
Mean Error (%)	0.01%	-0.01%	0.07%
Standard Deviation (%)	-0.01%	0.00%	0.02%
Uncertainty in the Mean (%)	0.00%	0.00%	0.00%
Number of Data Points	-4	4	45

RESULTS OF ANALYSIS OF 239-Pu DATA
2nd QUARTER 2003 Calex 1

	HANFORD	LLNL	SRS
Mean error (weight %)	-0.0311%	0.0069%	-0.1371%
Standard Deviation (weight %)	0.0350%	0.0235%	0.0945%
Uncertainty in the Mean (weight %)	0.0049%	0.0051%	0.0093%
Mean Error (%)	-0.03%	0.01%	-0.15%
Standard Deviation (%)	0.04%	0.02%	0.10%
Uncertainty in the Mean (%)	0.01%	0.01%	0.01%
Number of Data Points	50	21	103
Number of Outliers	1	1	1

Difference from Last Quarter in:

Mean error (weight %)	0.0051%	0.0055%	-0.1471%
Standard Deviation (weight %)	0.0099%	0.0033%	-0.0311%
Uncertainty in the Mean (weight %)	0.0008%	0.0010%	-0.0015%
Mean Error (%)	0.01%	0.01%	-0.16%
Standard Deviation (%)	0.01%	0.00%	-0.03%
Uncertainty in the Mean (%)	0.00%	0.00%	0.00%
Number of Data Points	14	-3	-33

RESULTS OF ANALYSIS OF 239-Pu DATA
3rd QUARTER 2003 Calex 1

	HANFORD	LLNL	SRS
Mean error (weight %)	-0.0402%	0.0229%	-0.0684%
Standard Deviation (weight %)	0.0448%	0.0155%	0.1139%
Uncertainty in the Mean (weight %)	0.0063%	0.0027%	0.0098%
Mean Error (%)	-0.04%	0.02%	-0.07%
Standard Deviation (%)	0.05%	0.02%	0.12%
Uncertainty in the Mean (%)	0.01%	0.00%	0.01%
Number of Data Points	50	34	134
Number of Outliers	1	0	0

Difference from Last Quarter in:

Mean error (weight %)	-0.0092%	0.0160%	0.0687%
Standard Deviation (weight %)	0.0098%	-0.0080%	0.0194%
Uncertainty in the Mean (weight %)	0.0014%	-0.0025%	0.0005%
Mean Error (%)	-0.01%	0.02%	0.07%
Standard Deviation (%)	0.01%	-0.01%	0.02%
Uncertainty in the Mean (%)	0.00%	0.00%	0.00%
Number of Data Points	0	13	31

RESULTS OF ANALYSIS OF 239-Pu DATA
4th QUARTER 2003 Calex 1

	HANFORD	LLNL	SRS
Mean error (weight %)	-0.0372%	0.0040%	-0.0758%
Standard Deviation (weight %)	0.0423%	0.0130%	0.0988%
Uncertainty in the Mean (weight %)	0.0077%	0.0043%	0.0096%
Mean Error (%)	-0.04%	0.00%	-0.08%
Standard Deviation (%)	0.04%	0.01%	0.11%
Uncertainty in the Mean (%)	0.01%	0.00%	0.01%
Number of Data Points	30	9	106
Number of Outliers	0	0	1

Difference from Last Quarter in:

Mean error (weight %)	0.0031%	-0.0188%	-0.0074%
Standard Deviation (weight %)	-0.0025%	-0.0025%	-0.0150%
Uncertainty in the Mean (weight %)	0.0014%	0.0017%	-0.0002%
Mean Error (%)	0.00%	-0.02%	-0.01%
Standard Deviation (%)	0.00%	0.00%	-0.02%
Uncertainty in the Mean (%)	0.00%	0.00%	0.00%
Number of Data Points	-20	-25	-28

RESULTS OF ANALYSIS OF 239-Pu DATA
1st QUARTER 2003 Calex 2

	HANFORD	LLNL	SRS
Mean error (weight %)	****	-0.0963%	****
Standard Deviation (weight %)	****	0.0218%	****
Uncertainty in the Mean (weight %)	****	0.0126%	****
Mean Error (%)	****	-0.11%	****
Standard Deviation (%)	****	0.03%	****
Uncertainty in the Mean (%)	****	0.01%	****
Number of Data Points	****	3	****
Number of Outliers	****	0	****
Difference from Last Quarter in:			
Mean error (weight %)	****	-0.0118%	****
Standard Deviation (weight %)	****	-0.0136%	****
Uncertainty in the Mean (weight %)	****	-0.0008%	****
Mean Error (%)	****	-0.01%	****
Standard Deviation (%)	****	-0.02%	****
Uncertainty in the Mean (%)	****	0.00%	****
Number of Data Points	0	-4	0

RESULTS OF ANALYSIS OF 239-Pu DATA
2nd QUARTER 2003 Calex 2

	HANFORD	LLNL	SRS
Mean error (weight %)	****	-0.0903%	****
Standard Deviation (weight %)	****	0.0376%	****
Uncertainty in the Mean (weight %)	****	0.0188%	****
Mean Error (%)	****	-0.10%	****
Standard Deviation (%)	****	0.04%	****
Uncertainty in the Mean (%)	****	0.02%	****
Number of Data Points	****	4	****
Number of Outliers	****	0	****

Difference from Last Quarter in:

Mean error (weight %)	****	0.0060%	****
Standard Deviation (weight %)	****	0.0158%	****
Uncertainty in the Mean (weight %)	****	0.0062%	****
Mean Error (%)	****	0.01%	****
Standard Deviation (%)	****	0.02%	****
Uncertainty in the Mean (%)	****	0.01%	****
Number of Data Points	0	1	0

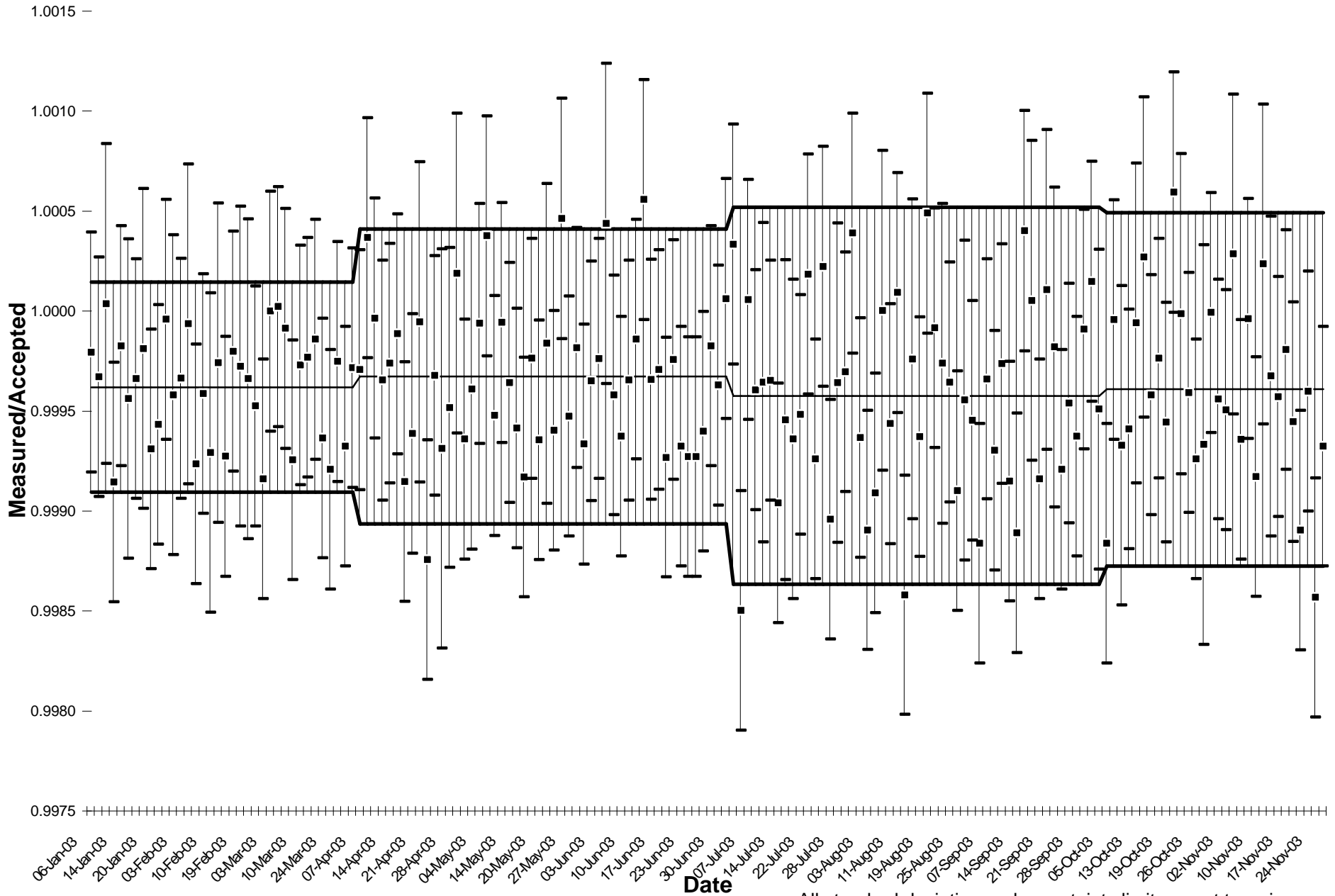
RESULTS OF ANALYSIS OF 239-Pu DATA
3rd QUARTER 2003 Calex 2

	HANFORD	LLNL	SRS
Mean error (weight %)	****	-0.1459%	****
Standard Deviation (weight %)	****	0.0388%	****
Uncertainty in the Mean (weight %)	****	0.0173%	****
Mean Error (%)	****	-0.17%	****
Standard Deviation (%)	****	0.04%	****
Uncertainty in the Mean (%)	****	0.02%	****
Number of Data Points	****	5	****
Number of Outliers	****	0	****
Difference from Last Quarter in:			
Mean error (weight %)	****	-0.0556%	****
Standard Deviation (weight %)	****	0.0011%	****
Uncertainty in the Mean (weight %)	****	-0.0015%	****
Mean Error (%)	****	-0.06%	****
Standard Deviation (%)	****	0.00%	****
Uncertainty in the Mean (%)	****	0.00%	****
Number of Data Points	0	1	0

RESULTS OF ANALYSIS OF 239-Pu DATA
4th QUARTER 2003 Calex 2

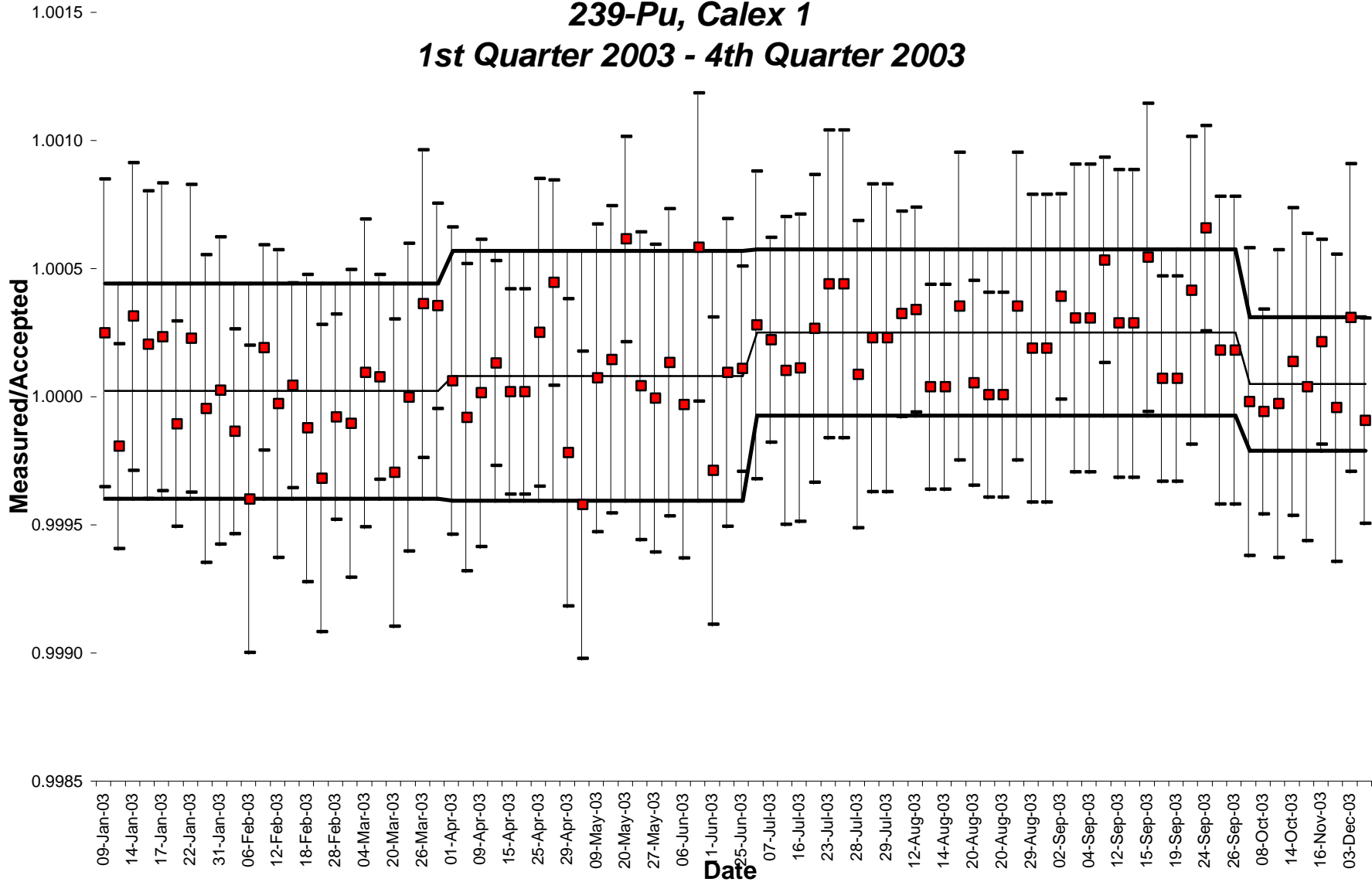
	HANFORD	LLNL	SRS
Mean error (weight %)	****	-0.0664%	****
Standard Deviation (weight %)	****	0.0204%	****
Uncertainty in the Mean (weight %)	****	0.0091%	****
Mean Error (%)	****	-0.08%	****
Standard Deviation (%)	****	0.02%	****
Uncertainty in the Mean (%)	****	0.01%	****
Number of Data Points	****	5	****
Number of Outliers	****	0	****
Difference from Last Quarter in:			
Mean error (weight %)	****	0.0795%	****
Standard Deviation (weight %)	****	-0.0184%	****
Uncertainty in the Mean (weight %)	****	-0.0082%	****
Mean Error (%)	****	0.09%	****
Standard Deviation (%)	****	-0.02%	****
Uncertainty in the Mean (%)	****	-0.01%	****
Number of Data Points	0	0	0

HANFORD
239-Pu, Calex 1
1st Quarter 2003 - 4th Quarter 2003



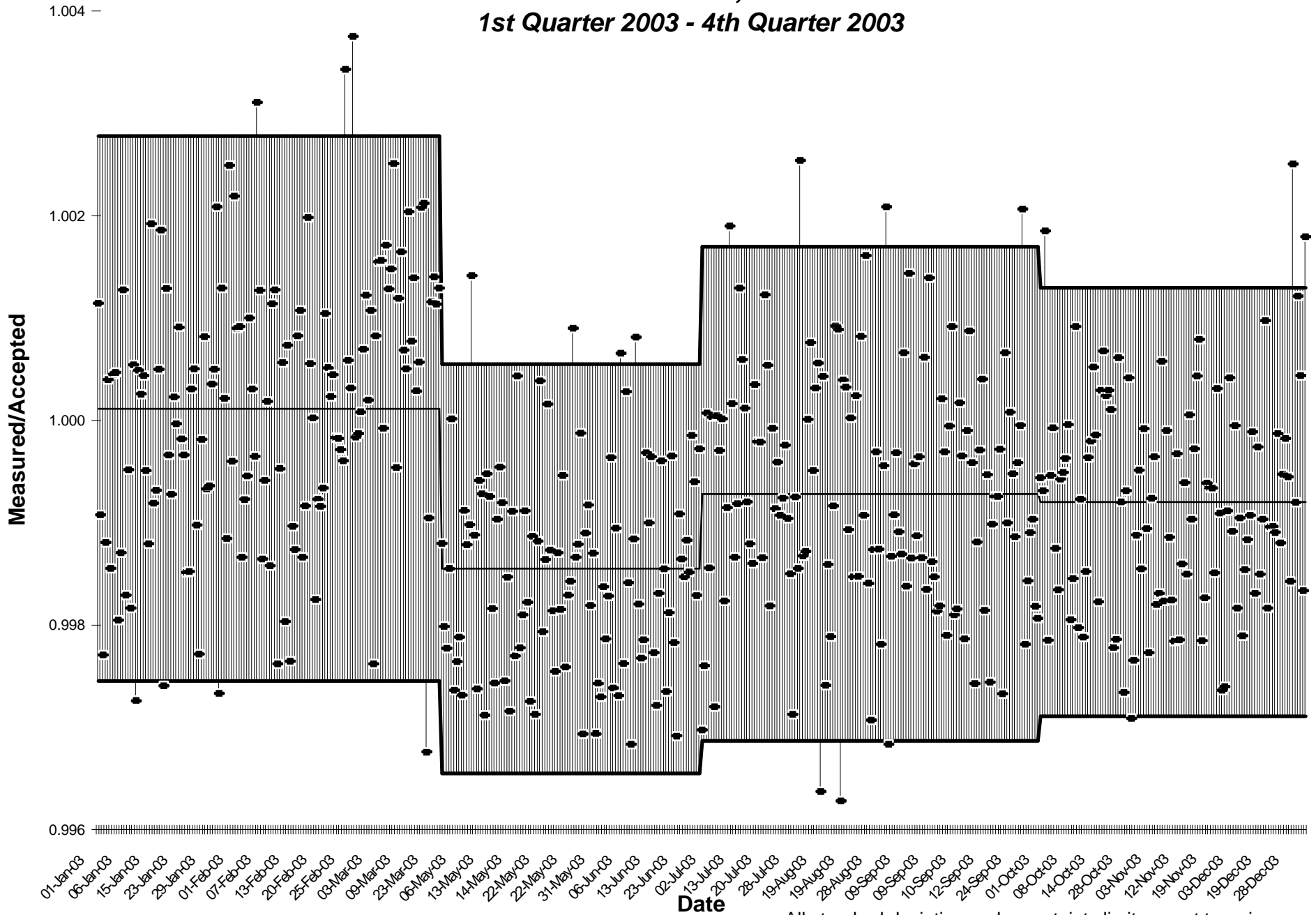
All standard deviation and uncertainty limits are at two sigma.

LAWRENCE LIVERMORE
239-Pu, Calex 1
1st Quarter 2003 - 4th Quarter 2003



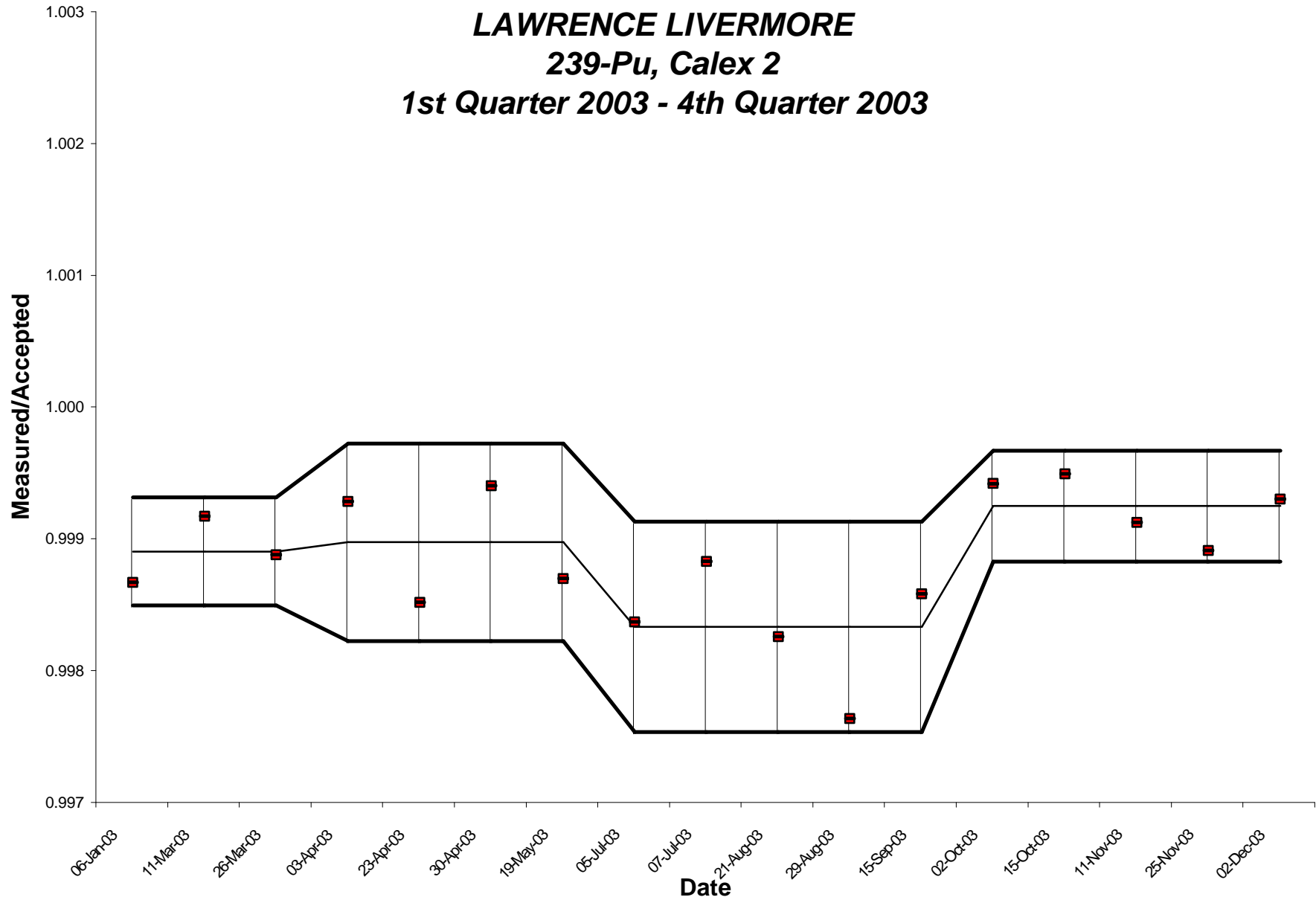
All standard deviation and uncertainty limits are at two sigma.

SAVANNAH RIVER 239-Pu, Calex 1 1st Quarter 2003 - 4th Quarter 2003



All standard deviation and uncertainty limits are at two sigma.

LAWRENCE LIVERMORE
239-Pu, Calex 2
1st Quarter 2003 - 4th Quarter 2003



All standard deviation and uncertainty limits are at two sigma.

RESULTS OF ANALYSIS OF 239-Pu DATA
2003 Calex 1

	HANFORD	LLNL	SRS
Mean error (weight %)	-0.0360%	0.0113%	-0.6256%
Standard Deviation (weight %)	0.0377%	0.0207%	1.2188%
Uncertainty in the Mean (weight %)	0.0029%	0.0022%	0.0557%
Mean Error (%)	-0.04%	0.01%	-0.07%
Standard Deviation (%)	0.04%	0.02%	0.13%
Uncertainty in the Mean (%)	0.00%	0.00%	0.01%
Number of Data Points	166	88	479
Number of Outliers	2	1	3

Difference from Last Year in:

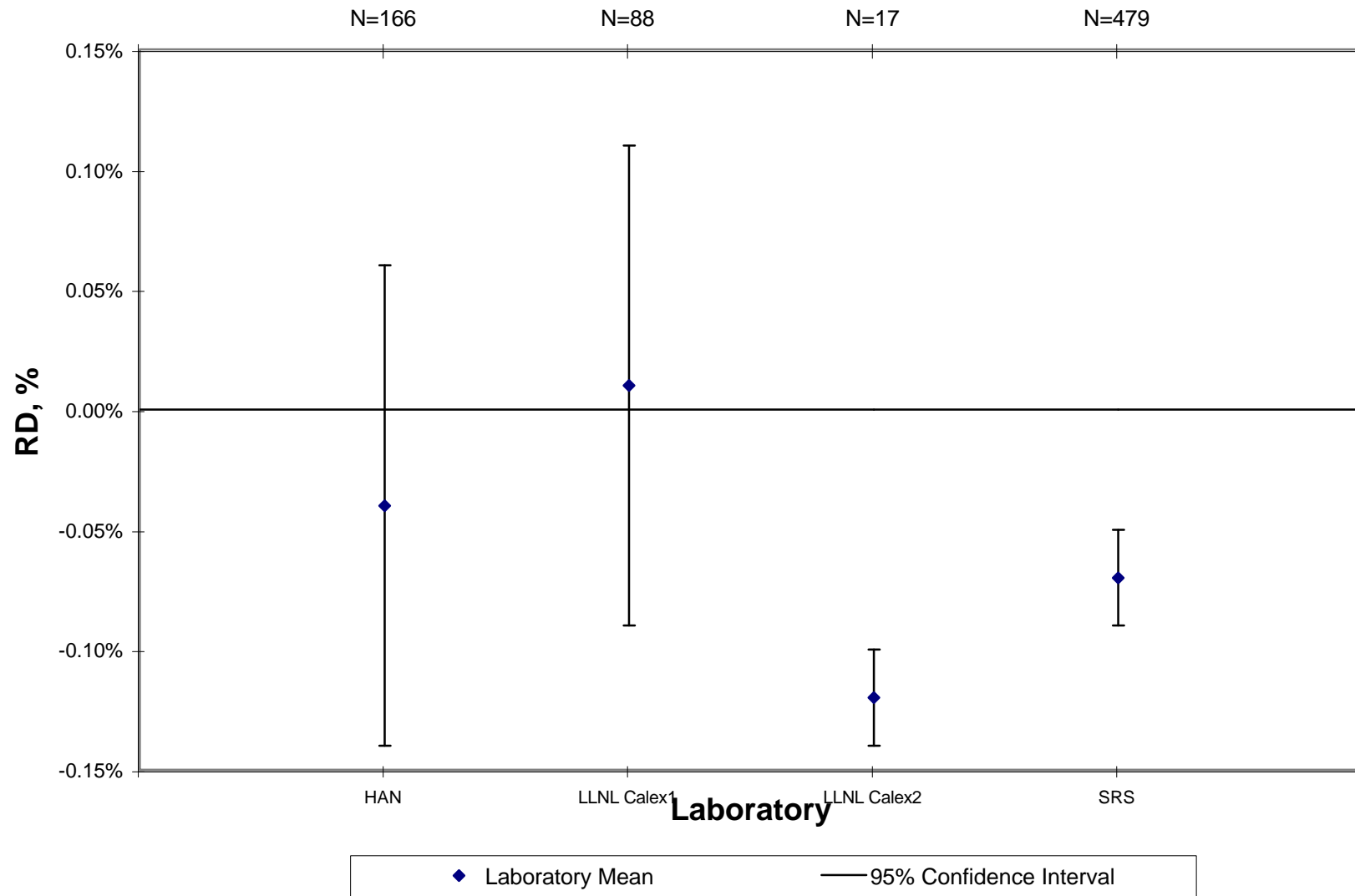
Mean error (weight %)	0.0102%	-0.0024%	-0.3382%
Standard Deviation (weight %)	0.0052%	-0.0011%	-0.3272%
Uncertainty in the Mean (weight %)	0.0004%	0.0001%	-0.0407%
Mean Error (%)	0.01%	0.00%	-0.04%
Standard Deviation (%)	0.01%	0.00%	-0.03%
Uncertainty in the Mean (%)	0.00%	0.00%	0.00%
Number of Data Points	-3	-16	222
Number of Outliers	2	1	3

RESULTS OF ANALYSIS OF 239-Pu DATA
2003 Calex 2

	HANFORD	LLNL	SRS
Mean error (weight %)	****	-0.1007%	****
Standard Deviation (weight %)	****	0.0429%	****
Uncertainty in the Mean (weight %)	****	0.0104%	****
Mean Error (%)	****	-0.12%	****
Standard Deviation (%)	****	0.05%	****
Uncertainty in the Mean (%)	****	0.01%	****
Number of Data Points	****	17	****
Number of Outliers	****	0	****
Difference from Last Year in:			
Mean error (weight %)	****	-0.0202%	****
Standard Deviation (weight %)	****	-0.0019%	****
Uncertainty in the Mean (weight %)	****	-0.0005%	****
Mean Error (%)	****	-0.02%	****
Standard Deviation (%)	****	0.00%	****
Uncertainty in the Mean (%)	****	0.00%	****
Number of Data Points	0	0	0
Number of Outliers	0	0	0

New Brunswick Laboratory Calorimetry Exchange Program

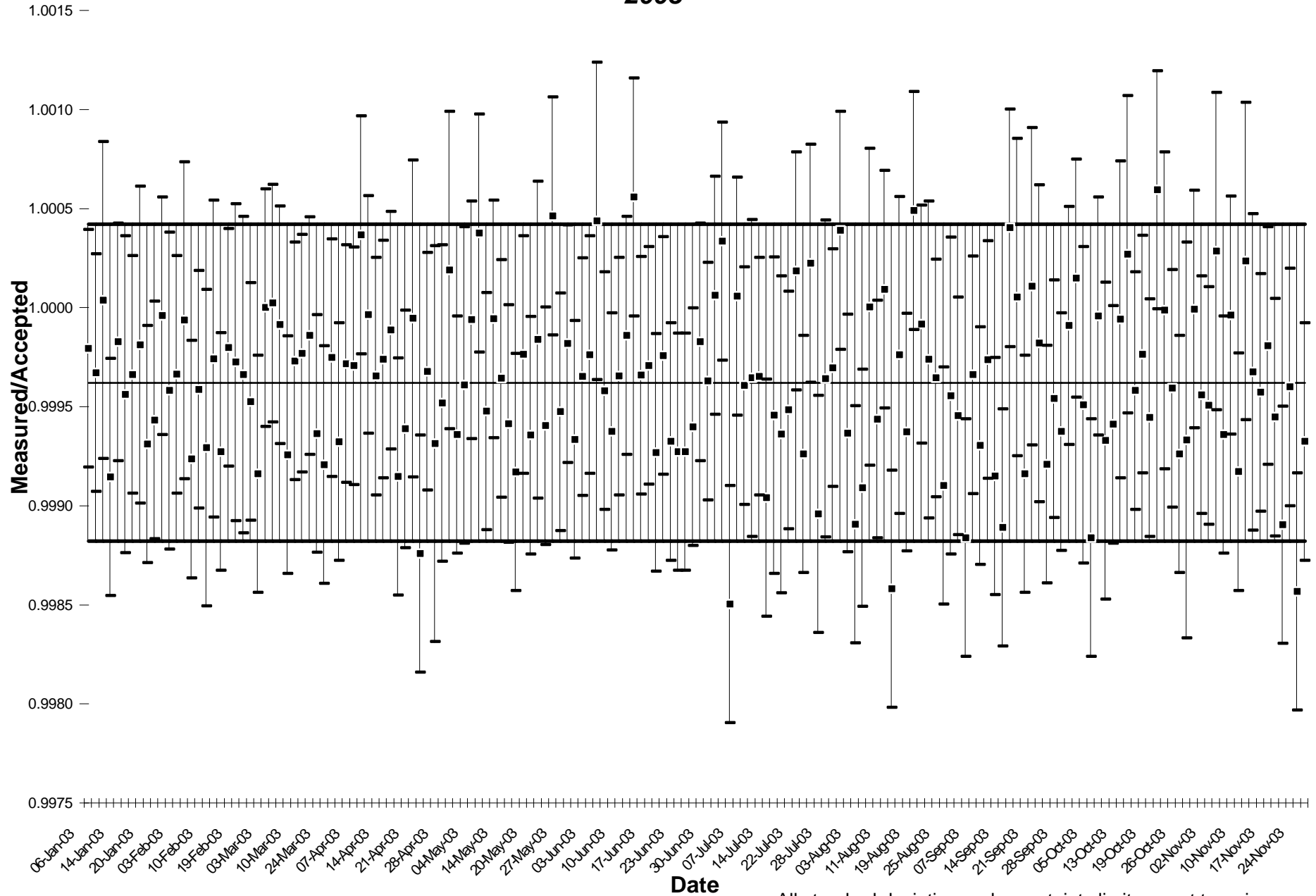
Percent ^{239}Pu , 2003



HANFORD

239-Pu, Calex 1

2003

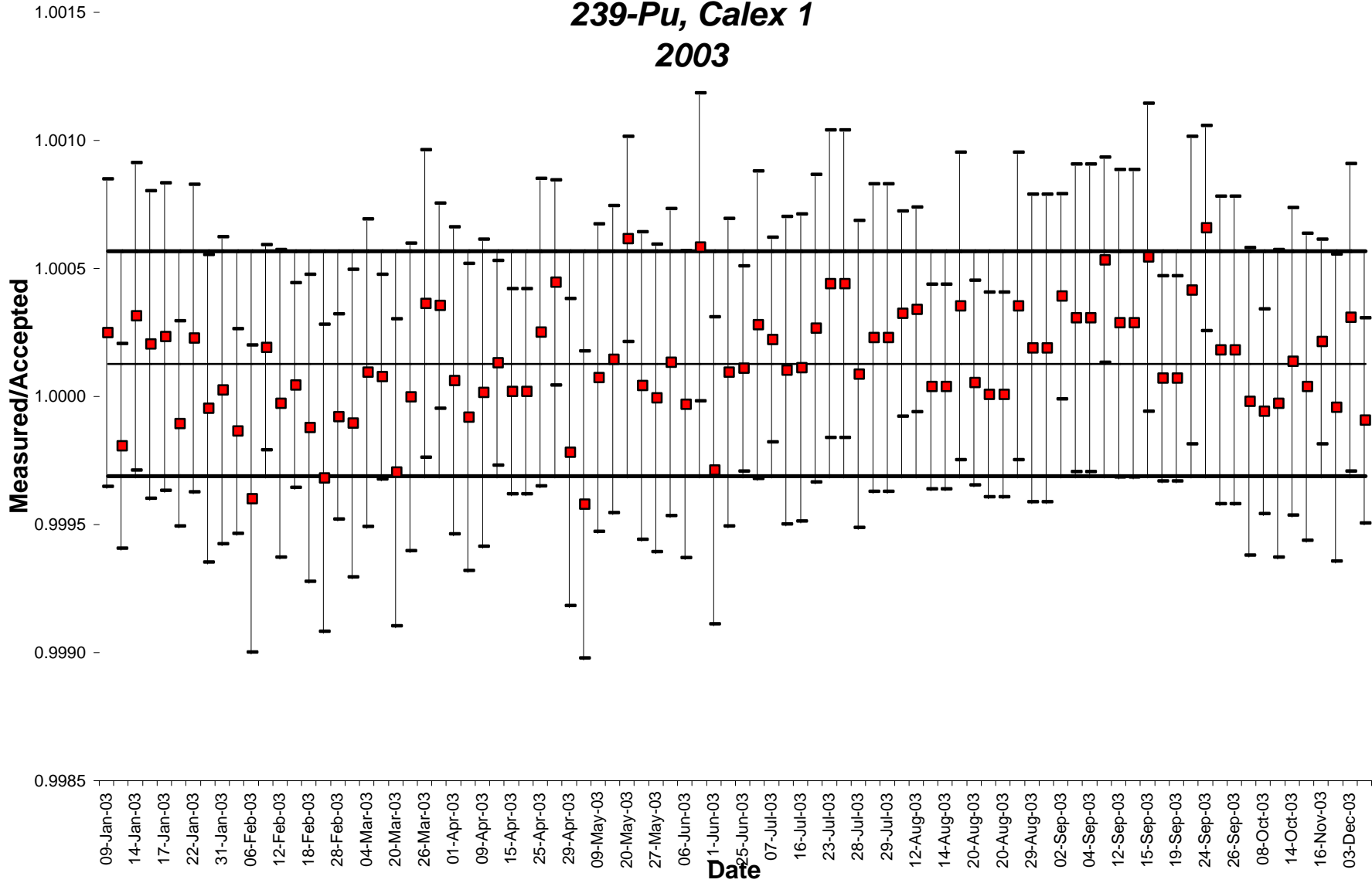


All standard deviation and uncertainty limits are at two sigma.

LAWRENCE LIVERMORE

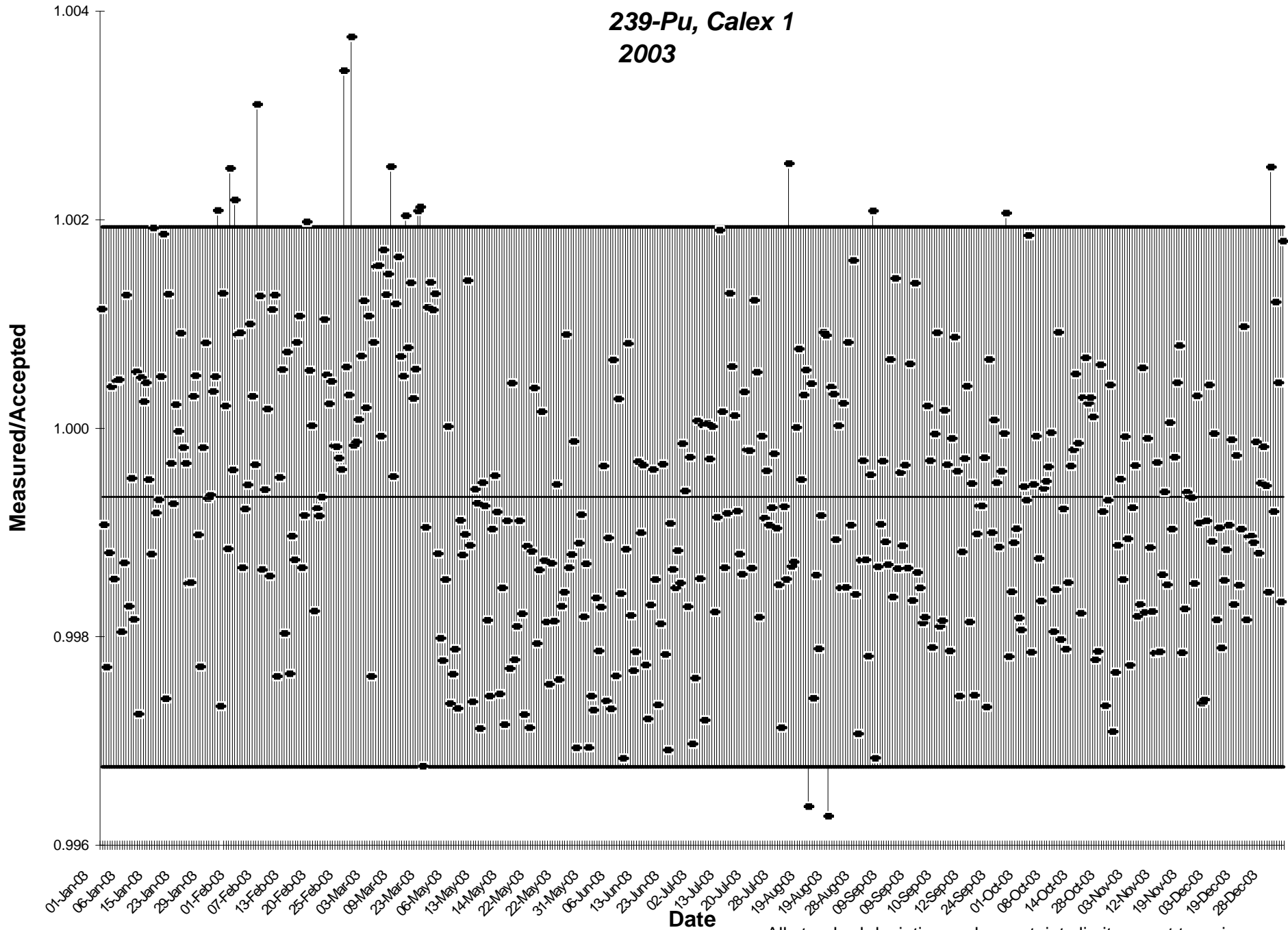
239-Pu, Calex 1

2003

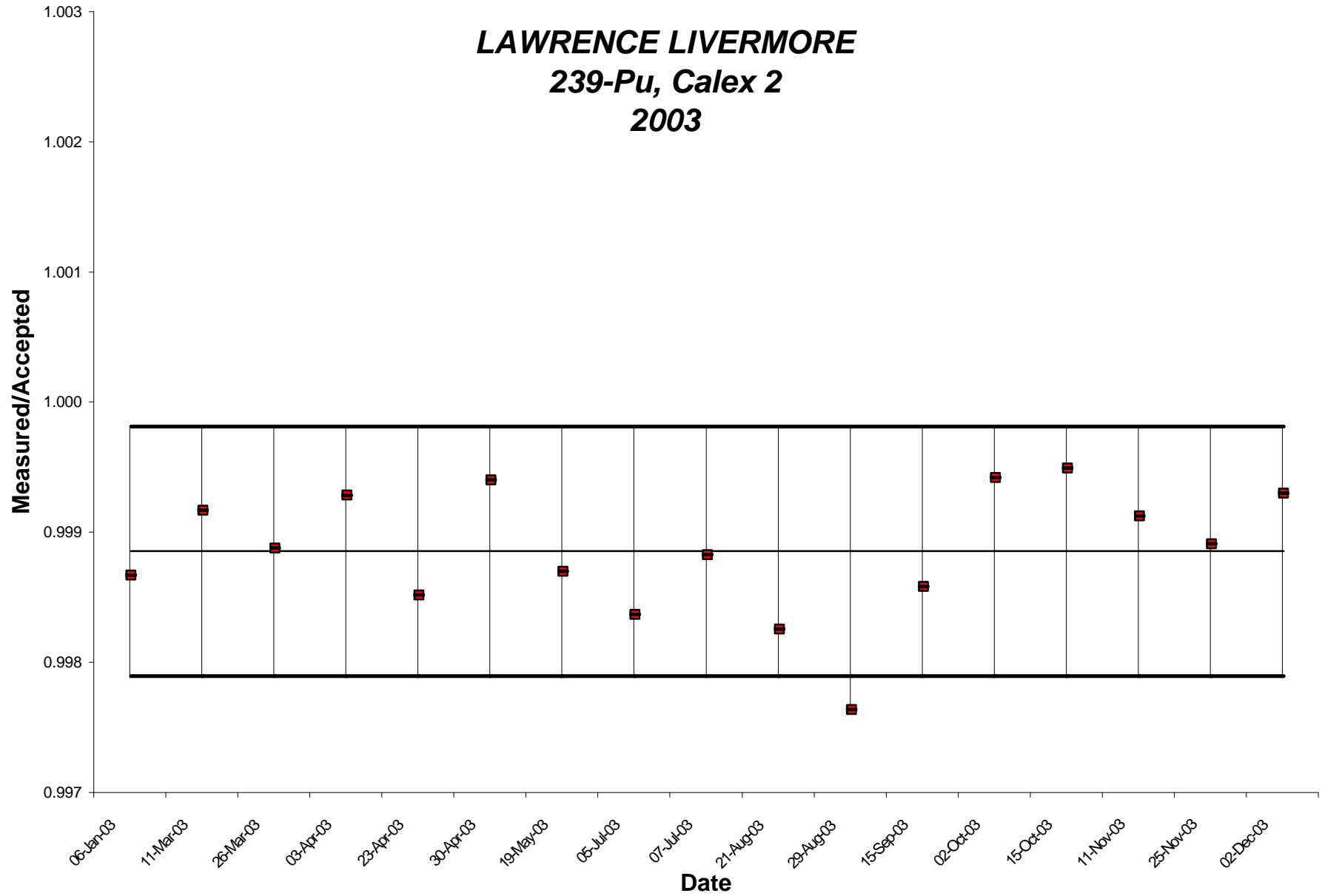


All standard deviation and uncertainty limits are at two sigma.

SAVANNAH RIVER 239-Pu, Calex 1 2003



All standard deviation and uncertainty limits are at two sigma.



All standard deviation and uncertainty limits are at two sigma.

WEIGHT PERCENT 239-Pu DATA

Calendar Year 2003

148

WHO : Calex 1

#	Date Measured	Instr. ID	239-Pu	Uncert. 1 STD	Accepted Weight %	Ratio M/A	Weight % Error	Percent Error
1	01/06/2003	2026	93.9627%	0.0300%	93.9824%	0.9998	-.0197%	-0.02%
2	01/06/2003	2424	93.9511%	0.0300%	93.9824%	0.9997	-.0313%	-0.03%
3	01/07/2003	1985	93.9856%	0.0400%	93.9825%	1.0000	0.0031%	0.00%
4	01/13/2003	2026	93.9018%	0.0300%	93.9826%	0.9991	-.0808%	-0.09%
5	01/14/2003	2424	93.9658%	0.0300%	93.9826%	0.9998	-.0168%	-0.02%
6	01/14/2003	1985	93.9410%	0.0400%	93.9826%	0.9996	-.0416%	-0.04%
7	01/20/2003	2424	93.9505%	0.0300%	93.9827%	0.9997	-.0322%	-0.03%
8	01/20/2003	1985	93.9646%	0.0400%	93.9827%	0.9998	-.0181%	-0.02%
9	01/20/2003	2026	93.9175%	0.0300%	93.9827%	0.9993	-.0652%	-0.07%
10	01/27/2003	2026	93.9290%	0.0300%	93.9828%	0.9994	-.0538%	-0.06%
11	01/27/2003	2424	93.9785%	0.0300%	93.9828%	1.0000	-.0043%	0.00%
12	01/28/2003	1985	93.9430%	0.0400%	93.9828%	0.9996	-.0398%	-0.04%
13	02/03/2003	2424	93.9508%	0.0300%	93.9829%	0.9997	-.0321%	-0.03%
14	02/03/2003	1985	93.9765%	0.0400%	93.9829%	0.9999	-.0064%	-0.01%
15	02/03/2003	2026	93.9106%	0.0300%	93.9829%	0.9992	-.0723%	-0.08%
16	02/10/2003	2026	93.9438%	0.0300%	93.9830%	0.9996	-.0392%	-0.04%
17	02/10/2003	2424	93.9161%	0.0400%	93.9830%	0.9993	-.0669%	-0.07%
18	02/11/2003	1985	93.9583%	0.0400%	93.9830%	0.9997	-.0247%	-0.03%
19	02/18/2003	2026	93.9144%	0.0300%	93.9831%	0.9993	-.0687%	-0.07%
20	02/18/2003	2424	93.9638%	0.0300%	93.9831%	0.9998	-.0193%	-0.02%
21	02/19/2003	1985	93.9568%	0.0400%	93.9832%	0.9997	-.0264%	-0.03%
22	02/24/2003	1985	93.9510%	0.0400%	93.9832%	0.9997	-.0322%	-0.03%
23	02/24/2003	2026	93.9382%	0.0300%	93.9832%	0.9995	-.0450%	-0.05%
24	02/24/2003	2424	93.9040%	0.0300%	93.9832%	0.9992	-.0792%	-0.08%
25	03/03/2003	2026	93.9829%	0.0300%	93.9833%	1.0000	-.0004%	0.00%
26	03/03/2003	2424	93.9850%	0.0300%	93.9833%	1.0000	0.0017%	0.00%
27	03/04/2003	1985	93.9748%	0.0300%	93.9834%	0.9999	-.0086%	-0.01%
28	03/10/2003	1985	93.9132%	0.0300%	93.9835%	0.9993	-.0703%	-0.07%
29	03/10/2003	2026	93.9577%	0.0300%	93.9835%	0.9997	-.0258%	-0.03%
30	03/10/2003	2424	93.9613%	0.0300%	93.9835%	0.9998	-.0222%	-0.02%
31	03/17/2003	1985	93.9698%	0.0300%	93.9836%	0.9999	-.0138%	-0.01%
32	03/17/2003	2026	93.9234%	0.0300%	93.9836%	0.9994	-.0602%	-0.06%
33	03/24/2003	1985	93.9088%	0.0300%	93.9837%	0.9992	-.0749%	-0.08%
34	03/24/2003	2026	93.9595%	0.0300%	93.9837%	0.9997	-.0242%	-0.03%
35	03/31/2003	2026	93.9198%	0.0300%	93.9838%	0.9993	-.0640%	-0.07%
36	03/31/2003	1985	93.9567%	0.0300%	93.9838%	0.9997	-.0271%	-0.03%
37	04/07/2003	2740	93.9559%	0.0300%	93.9839%	0.9997	-.0280%	-0.03%
38	04/07/2003	1985	94.0180%	0.0300%	93.9839%	1.0004	0.0341%	0.04%
39	04/08/2003	2026	93.9802%	0.0300%	93.9839%	1.0000	-.0037%	0.00%
40	04/09/2003	2424	93.9510%	0.0300%	93.9839%	0.9996	-.0329%	-0.04%
41	04/14/2003	1985	93.9591%	0.0300%	93.9840%	0.9997	-.0249%	-0.03%
42	04/15/2003	2424	93.9729%	0.0300%	93.9840%	0.9999	-.0111%	-0.01%
43	04/15/2003	2026	93.9035%	0.0300%	93.9840%	0.9991	-.0805%	-0.09%
44	04/15/2003	2740	93.9260%	0.0300%	93.9840%	0.9994	-.0580%	-0.06%
45	04/21/2003	2424	93.9786%	0.0400%	93.9841%	0.9999	-.0055%	-0.01%
46	04/21/2003	2740	93.8669%	0.0300%	93.9841%	0.9988	-.1172%	-0.12%
47	04/22/2003	1985	93.9535%	0.0300%	93.9841%	0.9997	-.0306%	-0.03%
* 48	04/23/2003	2026	93.8980%	0.0300%	93.9842%	0.9991	-.0862%	-0.09%

WEIGHT PERCENT 239-Pu DATA

Calendar Year 2003

149

WHO : Calex 1

#	Date Measured	Instr. ID	239-Pu	Uncert. 1 STD	Accepted Weight %	Ratio M/A	Weight % Error	Percent Error
49	04/28/2003	1985	93.9192%	0.0500%	93.9842%	0.9993	-.0650%	-0.07%
50	04/28/2003	2026	93.9385%	0.0400%	93.9842%	0.9995	-.0457%	-0.05%
51	04/28/2003	2424	94.0016%	0.0400%	93.9842%	1.0002	0.0174%	0.02%
52	04/29/2003	2740	93.9236%	0.0300%	93.9843%	0.9994	-.0607%	-0.06%
53	05/04/2003	1985	93.9472%	0.0400%	93.9843%	0.9996	-.0371%	-0.04%
54	05/04/2003	2026	93.9781%	0.0300%	93.9843%	0.9999	-.0062%	-0.01%
55	05/05/2003	2424	94.0193%	0.0300%	93.9843%	1.0004	0.0350%	0.04%
56	05/05/2003	2740	93.9348%	0.0300%	93.9843%	0.9995	-.0495%	-0.05%
57	05/12/2003	2424	93.9787%	0.0300%	93.9845%	0.9999	-.0058%	-0.01%
58	05/14/2003	1985	93.9505%	0.0300%	93.9845%	0.9996	-.0340%	-0.04%
59	05/14/2003	2740	93.9290%	0.0300%	93.9845%	0.9994	-.0555%	-0.06%
60	05/19/2003	2740	93.9061%	0.0300%	93.9846%	0.9992	-.0785%	-0.08%
61	05/19/2003	1985	93.9619%	0.0300%	93.9846%	0.9998	-.0227%	-0.02%
62	05/20/2003	2740	93.9236%	0.0300%	93.9846%	0.9994	-.0610%	-0.06%
63	05/20/2003	2424	93.9690%	0.0400%	93.9846%	0.9998	-.0156%	-0.02%
64	05/27/2003	2026	93.9282%	0.0300%	93.9847%	0.9994	-.0565%	-0.06%
65	05/27/2003	2424	94.0278%	0.0300%	93.9847%	1.0005	0.0431%	0.05%
66	05/27/2003	2740	93.9349%	0.0300%	93.9847%	0.9995	-.0498%	-0.05%
67	05/28/2003	1985	93.9671%	0.0300%	93.9847%	0.9998	-.0176%	-0.02%
68	06/02/2003	2740	93.9218%	0.0300%	93.9848%	0.9993	-.0630%	-0.07%
69	06/02/2003	1985	93.9516%	0.0300%	93.9848%	0.9996	-.0332%	-0.04%
70	06/03/2003	2026	93.9621%	0.0300%	93.9848%	0.9998	-.0227%	-0.02%
71	06/03/2003	2424	94.0255%	0.0400%	93.9848%	1.0004	0.0407%	0.04%
72	06/09/2003	1985	93.9451%	0.0300%	93.9849%	0.9996	-.0398%	-0.04%
73	06/09/2003	2740	93.9257%	0.0300%	93.9849%	0.9994	-.0592%	-0.06%
74	06/10/2003	2026	93.9520%	0.0300%	93.9849%	0.9996	-.0329%	-0.04%
75	06/10/2003	2424	93.9713%	0.0300%	93.9849%	0.9999	-.0136%	-0.01%
76	06/16/2003	2424	94.0370%	0.0300%	93.9850%	1.0006	0.0520%	0.06%
77	06/16/2003	1985	93.9525%	0.0300%	93.9850%	0.9997	-.0325%	-0.03%
78	06/17/2003	2026	93.9571%	0.0300%	93.9850%	0.9997	-.0279%	-0.03%
79	06/17/2003	2740	93.9159%	0.0300%	93.9850%	0.9993	-.0691%	-0.07%
80	06/23/2003	1985	93.9619%	0.0300%	93.9851%	0.9998	-.0232%	-0.02%
81	06/23/2003	2026	93.9212%	0.0300%	93.9851%	0.9993	-.0639%	-0.07%
82	06/23/2003	2740	93.9163%	0.0300%	93.9851%	0.9993	-.0688%	-0.07%
83	06/23/2003	2740	93.9163%	0.0300%	93.9851%	0.9993	-.0688%	-0.07%
84	06/29/2003	2740	93.9283%	0.0300%	93.9852%	0.9994	-.0569%	-0.06%
85	06/29/2003	2026	93.9685%	0.0300%	93.9852%	0.9998	-.0167%	-0.02%
86	06/30/2003	1985	93.9500%	0.0300%	93.9852%	0.9996	-.0352%	-0.04%
87	06/30/2003	2424	93.9906%	0.0300%	93.9852%	1.0001	0.0054%	0.01%
88	07/07/2003	2424	94.0164%	0.0300%	93.9853%	1.0003	0.0311%	0.03%
89	07/07/2003	2740	93.8442%	0.0300%	93.9853%	0.9985	-.1411%	-0.15%
90	07/07/2003	1985	93.9903%	0.0300%	93.9853%	1.0001	0.0050%	0.01%
91	07/07/2003	2026	93.9479%	0.0300%	93.9853%	0.9996	-.0374%	-0.04%
92	07/14/2003	1985	93.9516%	0.0400%	93.9855%	0.9996	-.0339%	-0.04%
93	07/14/2003	2026	93.9525%	0.0300%	93.9855%	0.9996	-.0330%	-0.04%
94	07/14/2003	2740	93.8948%	0.0300%	93.9855%	0.9990	-.0907%	-0.10%
95	07/15/2003	2424	93.9340%	0.0400%	93.9855%	0.9995	-.0515%	-0.05%
96	07/21/2003	1985	93.9250%	0.0400%	93.9856%	0.9994	-.0606%	-0.06%

WEIGHT PERCENT 239-Pu DATA

Calendar Year 2003

150

WHO : Calex 1

#	Date Measured	Instr. ID	239-Pu	Uncert. 1 STD	Accepted Weight %	Ratio M/A	Weight % Error	Percent Error
97	07/21/2003	2026	93.9366%	0.0300%	93.9856%	0.9995	-.0490%	-0.05%
98	07/22/2003	2424	94.0025%	0.0300%	93.9856%	1.0002	0.0169%	0.02%
99	07/23/2003	2740	93.9157%	0.0300%	93.9856%	0.9993	-.0699%	-0.07%
100	07/27/2003	2424	94.0062%	0.0300%	93.9857%	1.0002	0.0205%	0.02%
101	07/27/2003	2740	93.8874%	0.0300%	93.9857%	0.9990	-.0983%	-0.10%
102	07/28/2003	1985	93.9516%	0.0400%	93.9857%	0.9996	-.0341%	-0.04%
103	07/28/2003	2026	93.9567%	0.0300%	93.9857%	0.9997	-.0290%	-0.03%
104	08/03/2003	1985	94.0220%	0.0300%	93.9858%	1.0004	0.0362%	0.04%
105	08/03/2003	2026	93.9258%	0.0300%	93.9858%	0.9994	-.0600%	-0.06%
106	08/03/2003	2740	93.8825%	0.0300%	93.9858%	0.9989	-.1033%	-0.11%
* 107	08/03/2003	2424	93.0366%	0.0300%	93.9858%	0.9899	-.9492%	-1.01%
108	08/10/2003	2026	93.9000%	0.0300%	93.9859%	0.9991	-.0859%	-0.09%
109	08/10/2003	1985	93.9858%	0.0400%	93.9859%	1.0000	-.0001%	0.00%
110	08/10/2003	2740	93.9325%	0.0300%	93.9859%	0.9994	-.0534%	-0.06%
111	08/11/2003	2424	93.9942%	0.0300%	93.9859%	1.0001	0.0083%	0.01%
112	08/18/2003	2026	93.8522%	0.0300%	93.9860%	0.9986	-.1338%	-0.14%
113	08/18/2003	1985	93.9631%	0.0400%	93.9860%	0.9998	-.0229%	-0.02%
114	08/18/2003	2740	93.9265%	0.0300%	93.9860%	0.9994	-.0595%	-0.06%
115	08/19/2003	2424	94.0316%	0.0300%	93.9860%	1.0005	0.0456%	0.05%
116	08/24/2003	2424	93.9778%	0.0300%	93.9861%	0.9999	-.0083%	-0.01%
117	08/25/2003	1985	93.9611%	0.0400%	93.9861%	0.9997	-.0250%	-0.03%
118	08/25/2003	2026	93.9523%	0.0300%	93.9861%	0.9996	-.0338%	-0.04%
119	08/25/2003	2740	93.9013%	0.0300%	93.9861%	0.9991	-.0848%	-0.09%
120	09/02/2003	1985	93.9440%	0.0400%	93.9862%	0.9996	-.0422%	-0.04%
121	09/02/2003	2026	93.9345%	0.0300%	93.9862%	0.9994	-.0517%	-0.06%
122	09/02/2003	2740	93.8767%	0.0300%	93.9862%	0.9988	-.1095%	-0.12%
123	09/07/2003	1985	93.9540%	0.0300%	93.9863%	0.9997	-.0323%	-0.03%
124	09/07/2003	2026	93.9204%	0.0300%	93.9863%	0.9993	-.0659%	-0.07%
125	09/07/2003	2424	93.9612%	0.0300%	93.9863%	0.9997	-.0251%	-0.03%
126	09/07/2003	2740	93.9060%	0.0300%	93.9863%	0.9991	-.0803%	-0.09%
127	09/14/2003	2740	93.8817%	0.0300%	93.9864%	0.9989	-.1047%	-0.11%
128	09/14/2003	2424	94.0238%	0.0300%	93.9864%	1.0004	0.0374%	0.04%
129	09/15/2003	1985	93.9910%	0.0400%	93.9864%	1.0000	0.0046%	0.00%
130	09/15/2003	2026	93.9072%	0.0300%	93.9864%	0.9992	-.0792%	-0.08%
131	09/21/2003	1985	93.9962%	0.0400%	93.9865%	1.0001	0.0097%	0.01%
132	09/21/2003	2424	93.9692%	0.0400%	93.9865%	0.9998	-.0173%	-0.02%
133	09/21/2003	2740	93.9118%	0.0300%	93.9865%	0.9992	-.0747%	-0.08%
134	09/22/2003	2026	93.9429%	0.0300%	93.9866%	0.9995	-.0437%	-0.05%
135	09/28/2003	2026	93.9274%	0.0300%	93.9866%	0.9994	-.0592%	-0.06%
136	09/28/2003	2740	93.9777%	0.0300%	93.9866%	0.9999	-.0089%	-0.01%
137	09/28/2003	2424	94.0002%	0.0300%	93.9866%	1.0001	0.0136%	0.01%
138	09/29/2003	1985	93.9401%	0.0400%	93.9867%	0.9995	-.0466%	-0.05%
139	10/05/2003	2740	93.8772%	0.0300%	93.9868%	0.9988	-.1096%	-0.12%
140	10/05/2003	2424	93.9823%	0.0300%	93.9868%	1.0000	-.0045%	0.00%
141	10/06/2003	1985	93.9232%	0.0400%	93.9868%	0.9993	-.0636%	-0.07%
142	10/06/2003	2026	93.9309%	0.0300%	93.9868%	0.9994	-.0559%	-0.06%
143	10/13/2003	1985	93.9809%	0.0400%	93.9869%	0.9999	-.0060%	-0.01%
144	10/13/2003	2424	94.0118%	0.0400%	93.9869%	1.0003	0.0249%	0.03%

WEIGHT PERCENT 239-Pu DATA

Calendar Year 2003

151

WHO : Calex 1

#	Date Measured	Instr. ID	239-Pu	Uncert. 1 STD	Accepted Weight %	Ratio M/A	Weight % Error	Percent Error	
145	10/13/2003	2740	93.9471%	0.0300%	93.9869%	0.9996	-.0398%	-0.04%	
146	10/14/2003	2026	93.9643%	0.0300%	93.9869%	0.9998	-.0226%	-0.02%	
147	10/19/2003	2740	93.9343%	0.0300%	93.9870%	0.9994	-.0527%	-0.06%	
148	10/19/2003	2424	94.0425%	0.0300%	93.9870%	1.0006	0.0555%	0.06%	
149	10/20/2003	1985	93.9853%	0.0400%	93.9870%	1.0000	-.0017%	0.00%	
150	10/20/2003	2026	93.9483%	0.0300%	93.9870%	0.9996	-.0387%	-0.04%	
151	10/26/2003	2740	93.9172%	0.0300%	93.9871%	0.9993	-.0699%	-0.07%	
152	10/26/2003	2424	93.9239%	0.0500%	93.9871%	0.9993	-.0632%	-0.07%	
153	10/27/2003	1985	93.9860%	0.0300%	93.9871%	1.0000	-.0011%	0.00%	
154	10/27/2003	2026	93.9453%	0.0300%	93.9871%	0.9996	-.0418%	-0.04%	
155	11/02/2003	2026	93.9404%	0.0300%	93.9872%	0.9995	-.0468%	-0.05%	
156	11/02/2003	2424	94.0136%	0.0400%	93.9872%	1.0003	0.0264%	0.03%	
157	11/03/2003	2740	93.9265%	0.0300%	93.9872%	0.9994	-.0607%	-0.06%	
158	11/03/2003	1985	93.9832%	0.0300%	93.9872%	1.0000	-.0040%	0.00%	
159	11/10/2003	2740	93.9090%	0.0300%	93.9873%	0.9992	-.0783%	-0.08%	
160	11/10/2003	2424	94.0090%	0.0400%	93.9873%	1.0002	0.0217%	0.02%	
161	11/11/2003	1985	93.9564%	0.0400%	93.9873%	0.9997	-.0309%	-0.03%	
162	11/11/2003	2026	93.9467%	0.0300%	93.9873%	0.9996	-.0406%	-0.04%	
163	11/17/2003	1985	93.9689%	0.0300%	93.9874%	0.9998	-.0185%	-0.02%	
164	11/17/2003	2026	93.9350%	0.0300%	93.9874%	0.9994	-.0524%	-0.06%	
165	11/18/2003	2740	93.8840%	0.0300%	93.9874%	0.9989	-.1034%	-0.11%	
166	11/24/2003	1985	93.9495%	0.0300%	93.9875%	0.9996	-.0380%	-0.04%	
167	11/24/2003	2740	93.8525%	0.0300%	93.9875%	0.9986	-.1350%	-0.14%	
168	11/24/2003	2026	93.9236%	0.0300%	93.9875%	0.9993	-.0639%	-0.07%	
Statistical outliers are in bold *, and are not included in graphs and tables.							Mean Error:	-0.0360%	-0.04%
							Standard Deviation:	0.0377%	0.04%

WEIGHT PERCENT 239-Pu DATA

Calendar Year 2003

152

LLNL : Calex 1

#	Date Measured	Instr. ID	239-Pu	Uncert. 1 STD	Accepted Weight %	Ratio M/A	Weight % Error	Percent Error
1	01/09/2003	3a	94.0052%	0.0300%	93.9825%	1.0002	0.0227%	0.02%
2	01/13/2003	1	93.9637%	0.0200%	93.9826%	0.9998	-0.0189%	-0.02%
3	01/14/2003	3a	94.0113%	0.0300%	93.9826%	1.0003	0.0287%	0.03%
4	01/16/2003	2	94.0010%	0.0300%	93.9826%	1.0002	0.0184%	0.02%
5	01/17/2003	3a	94.0039%	0.0300%	93.9826%	1.0002	0.0213%	0.02%
6	01/21/2003	1	93.9721%	0.0200%	93.9827%	0.9999	-0.0106%	-0.01%
7	01/22/2003	3a	94.0034%	0.0300%	93.9827%	1.0002	0.0207%	0.02%
8	01/29/2003	3a	93.9777%	0.0300%	93.9828%	0.9999	-0.0051%	-0.01%
9	01/31/2003	2	93.9844%	0.0300%	93.9828%	1.0000	0.0016%	0.00%
10	02/04/2003	1	93.9695%	0.0200%	93.9829%	0.9999	-0.0134%	-0.01%
11	02/06/2003	3a	93.9447%	0.0300%	93.9829%	0.9996	-0.0382%	-0.04%
12	02/10/2003	1	94.0003%	0.0200%	93.9830%	1.0002	0.0173%	0.02%
13	02/12/2003	3a	93.9798%	0.0300%	93.9830%	1.0000	-0.0032%	0.00%
14	02/18/2003	1	93.9866%	0.0200%	93.9831%	1.0000	0.0035%	0.00%
15	02/18/2003	3a	93.9709%	0.0300%	93.9831%	0.9999	-0.0122%	-0.01%
16	02/24/2003	3a	93.9526%	0.0300%	93.9832%	0.9997	-0.0306%	-0.03%
17	02/28/2003	1	93.9752%	0.0200%	93.9833%	0.9999	-0.0081%	-0.01%
18	02/28/2003	3a	93.9728%	0.0300%	93.9833%	0.9999	-0.0105%	-0.01%
19	03/04/2003	2	93.9914%	0.0300%	93.9834%	1.0001	0.0080%	0.01%
20	03/04/2003	3a	93.9899%	0.0200%	93.9834%	1.0001	0.0065%	0.01%
21	03/20/2003	2	93.9550%	0.0300%	93.9836%	0.9997	-0.0286%	-0.03%
22	03/26/2003	2	93.9828%	0.0300%	93.9837%	1.0000	-0.0009%	0.00%
23	03/26/2003	3a	94.0171%	0.0300%	93.9837%	1.0004	0.0334%	0.04%
24	03/27/2003	1	94.0163%	0.0200%	93.9837%	1.0003	0.0326%	0.03%
25	04/01/2003	3A	93.9890%	0.0300%	93.9838%	1.0001	0.0052%	0.01%
26	04/03/2003	3A	93.9756%	0.0300%	93.9838%	0.9999	-0.0082%	-0.01%
27	04/09/2003	2	93.9846%	0.0300%	93.9839%	1.0000	0.0007%	0.00%
28	04/11/2003	3A	93.9956%	0.0200%	93.9840%	1.0001	0.0116%	0.01%
29	04/15/2003	1	93.9852%	0.0200%	93.9840%	1.0000	0.0012%	0.00%
30	04/15/2003	1	93.9852%	0.0200%	93.9840%	1.0000	0.0012%	0.00%
31	04/25/2003	3A	94.0070%	0.0300%	93.9842%	1.0002	0.0228%	0.02%
32	04/28/2003	1	94.0254%	0.0200%	93.9842%	1.0004	0.0412%	0.04%
33	04/29/2003	2	93.9631%	0.0300%	93.9843%	0.9998	-0.0212%	-0.02%
34	05/05/2003	3A	93.9440%	0.0300%	93.9843%	0.9996	-0.0403%	-0.04%
35	05/09/2003	3A	93.9906%	0.0300%	93.9844%	1.0001	0.0062%	0.01%
36	05/15/2003	1	93.9975%	0.0300%	93.9845%	1.0001	0.0130%	0.01%
37	05/20/2003	2	94.0417%	0.0200%	93.9846%	1.0006	0.0571%	0.06%
38	05/21/2003	3A	93.9879%	0.0300%	93.9846%	1.0000	0.0033%	0.00%
39	05/27/2003	3A	93.9834%	0.0300%	93.9847%	1.0000	-0.0013%	0.00%
40	06/04/2003	1	93.9967%	0.0300%	93.9848%	1.0001	0.0119%	0.01%
41	06/06/2003	3A	93.9813%	0.0300%	93.9849%	1.0000	-0.0036%	0.00%
42	06/11/2003	1	94.0391%	0.0300%	93.9849%	1.0006	0.0542%	0.06%
43	06/11/2003	3A	93.9571%	0.0300%	93.9849%	0.9997	-0.0278%	-0.03%
* 44	06/16/2003	2	93.9824%	0.0300%	93.9850%	1.0000	-0.0026%	0.00%
45	06/18/2003	3A	93.9932%	0.0300%	93.9850%	1.0001	0.0082%	0.01%
46	06/25/2003	3A	93.9947%	0.0200%	93.9852%	1.0001	0.0095%	0.01%
47	07/02/2003	3A	94.0108%	0.0300%	93.9853%	1.0003	0.0255%	0.03%
48	07/07/2003	1	94.0055%	0.0200%	93.9853%	1.0002	0.0202%	0.02%

WEIGHT PERCENT 239-Pu DATA

Calendar Year 2003

153

LLNL : Calex 1

#	Date Measured	Instr. ID	239-Pu	Uncert. 1 STD	Accepted Weight %	Ratio M/A	Weight % Error	Percent Error
49	07/08/2003	3A	93.9943%	0.0300%	93.9854%	1.0001	0.0089%	0.01%
50	07/16/2003	3A	93.9954%	0.0300%	93.9855%	1.0001	0.0099%	0.01%
51	07/21/2003	1	94.0099%	0.0300%	93.9856%	1.0003	0.0243%	0.03%
52	07/23/2003	3A	94.0263%	0.0300%	93.9856%	1.0004	0.0407%	0.04%
53	07/23/2003	3A	94.0263%	0.0300%	93.9856%	1.0004	0.0407%	0.04%
54	07/28/2003	1	93.9932%	0.0300%	93.9857%	1.0001	0.0075%	0.01%
55	07/29/2003	3A	94.0066%	0.0300%	93.9857%	1.0002	0.0209%	0.02%
56	07/29/2003	3A	94.0066%	0.0300%	93.9857%	1.0002	0.0209%	0.02%
57	08/04/2003	2	94.0155%	0.0200%	93.9858%	1.0003	0.0297%	0.03%
58	08/12/2003	1	94.0171%	0.0200%	93.9859%	1.0003	0.0312%	0.03%
59	08/14/2003	3A	93.9888%	0.0200%	93.9859%	1.0000	0.0029%	0.00%
60	08/14/2003	3A	93.9888%	0.0200%	93.9859%	1.0000	0.0029%	0.00%
61	08/15/2003	2	94.0184%	0.0300%	93.9860%	1.0003	0.0324%	0.03%
62	08/20/2003	1	93.9904%	0.0200%	93.9860%	1.0000	0.0044%	0.00%
63	08/20/2003	3A	93.9860%	0.0200%	93.9860%	1.0000	0.0000%	0.00%
64	08/20/2003	3A	93.9860%	0.0200%	93.9860%	1.0000	0.0000%	0.00%
65	08/27/2003	2	94.0186%	0.0300%	93.9861%	1.0003	0.0325%	0.03%
66	08/29/2003	3A	94.0033%	0.0300%	93.9862%	1.0002	0.0171%	0.02%
67	08/29/2003	3A	94.0033%	0.0300%	93.9862%	1.0002	0.0171%	0.02%
68	09/02/2003	1	94.0223%	0.0200%	93.9862%	1.0004	0.0361%	0.04%
69	09/04/2003	3A	94.0144%	0.0300%	93.9863%	1.0003	0.0281%	0.03%
70	09/04/2003	3A	94.0144%	0.0300%	93.9863%	1.0003	0.0281%	0.03%
71	09/08/2003	1	94.0358%	0.0200%	93.9863%	1.0005	0.0495%	0.05%
72	09/12/2003	3A	94.0126%	0.0300%	93.9864%	1.0003	0.0262%	0.03%
73	09/12/2003	3A	94.0126%	0.0300%	93.9864%	1.0003	0.0262%	0.03%
74	09/15/2003	1	94.0368%	0.0300%	93.9864%	1.0005	0.0504%	0.05%
75	09/19/2003	3A	93.9924%	0.0200%	93.9865%	1.0001	0.0059%	0.01%
76	09/19/2003	3A	93.9924%	0.0200%	93.9865%	1.0001	0.0059%	0.01%
77	09/24/2003	1	94.0249%	0.0300%	93.9866%	1.0004	0.0383%	0.04%
78	09/24/2003	2	94.0477%	0.0200%	93.9866%	1.0007	0.0611%	0.07%
79	09/26/2003	3A	94.0030%	0.0300%	93.9866%	1.0002	0.0164%	0.02%
80	09/26/2003	3A	94.0030%	0.0300%	93.9866%	1.0002	0.0164%	0.02%
81	10/01/2003	3A	93.9842%	0.0300%	93.9867%	1.0000	-0.0025%	0.00%
82	10/08/2003	3A	93.9806%	0.0200%	93.9868%	0.9999	-0.0062%	-0.01%
83	10/10/2003	3A	93.9836%	0.0300%	93.9868%	1.0000	-0.0032%	0.00%
84	10/14/2003	3A	93.9990%	0.0300%	93.9869%	1.0001	0.0121%	0.01%
85	10/21/2003	3A	93.9898%	0.0300%	93.9870%	1.0000	0.0028%	0.00%
86	11/16/2003	3A	94.0068%	0.0200%	93.9874%	1.0002	0.0194%	0.02%
87	11/24/2003	3A	93.9827%	0.0300%	93.9875%	0.9999	-0.0048%	-0.01%
88	12/03/2003	3A	94.0160%	0.0300%	93.9877%	1.0003	0.0283%	0.03%
89	12/11/2003	3A	93.9783%	0.0200%	93.9878%	0.9999	-0.0095%	-0.01%

Statistical outliers are in bold *, and are not included in graphs and tables.

Mean Error:

0.0113%

0.01%

Standard Deviation:

0.0207%

0.02%

WEIGHT PERCENT 239-Pu DATA

Calendar Year 2003

154

LLNL : Calex 2

#	Date Measured	Instr. ID	239-Pu	Uncert. 1 STD	Accepted Weight %	Ratio M/A	Weight % Error	Percent Error
1	01/06/2003	3A	86.6905%	0.0000%	86.8073%	0.9987	-.1168%	-0.13%
2	03/11/2003	2	86.7393%	0.0000%	86.8127%	0.9992	-.0734%	-0.08%
3	03/26/2003	3	86.7153%	0.0000%	86.8139%	0.9989	-.0986%	-0.11%
4	04/03/2003	3A	86.7511%	0.0000%	86.8146%	0.9993	-.0635%	-0.07%
5	04/23/2003	3A	86.6862%	0.0000%	86.8163%	0.9985	-.1301%	-0.15%
6	04/30/2003	3A	86.7636%	0.0000%	86.8169%	0.9994	-.0533%	-0.06%
7	05/19/2003	3A	86.7041%	0.0000%	86.8184%	0.9987	-.1143%	-0.13%
8	07/05/2003	3A	86.6795%	0.0000%	86.8224%	0.9984	-.1429%	-0.16%
9	07/07/2003	3A	86.7194%	0.0000%	86.8225%	0.9988	-.1031%	-0.12%
10	08/21/2003	3A	86.6735%	0.0000%	86.8262%	0.9982	-.1527%	-0.18%
11	08/29/2003	3A	86.6205%	0.0000%	86.8269%	0.9976	-.2064%	-0.24%
12	09/15/2003	3A	86.7039%	0.0000%	86.8283%	0.9986	-.1244%	-0.14%
13	10/02/2003	3A	86.7779%	0.0000%	86.8297%	0.9994	-.0518%	-0.06%
14	10/15/2003	3A	86.7855%	0.0000%	86.8307%	0.9995	-.0452%	-0.05%
15	11/11/2003	3A	86.7556%	0.0000%	86.8330%	0.9991	-.0774%	-0.09%
16	11/25/2003	3A	86.7383%	0.0000%	86.8341%	0.9989	-.0958%	-0.11%
17	12/02/2003	3A	86.7727%	0.0000%	86.8347%	0.9993	-.0620%	-0.07%

Statistical outliers are in bold *, and are not included in graphs and tables.

Mean Error:	-0.1007%	-0.12%
Standard Deviation:	0.0429%	0.05%

WEIGHT PERCENT 239-Pu DATA

Calendar Year 2003

155

SRS : Calex 1

#	Date Measured	Instr. ID	239-Pu	Uncert. 1 STD	Accepted Weight %	Ratio M/A	Weight % Error	Percent Error
1	01/01/2003	1	94.0889%	0.0000%	93.9824%	1.0011	0.1065%	0.11%
2	01/01/2003	1	93.8945%	0.0000%	93.9824%	0.9991	-.0878%	-0.09%
3	01/02/2003	1	93.7661%	0.0000%	93.9824%	0.9977	-.2163%	-0.23%
4	01/02/2003	1	93.8693%	0.0000%	93.9824%	0.9988	-.1130%	-0.12%
5	01/03/2003	1	94.0188%	0.0000%	93.9824%	1.0004	0.0364%	0.04%
6	01/03/2003	1	93.8456%	0.0000%	93.9824%	0.9985	-.1368%	-0.15%
7	01/04/2003	1	94.0240%	0.0000%	93.9824%	1.0004	0.0416%	0.04%
8	01/04/2003	1	94.0255%	0.0000%	93.9824%	1.0005	0.0431%	0.05%
9	01/05/2003	1	93.7979%	0.0000%	93.9824%	0.9980	-.1845%	-0.20%
10	01/05/2003	1	93.8600%	0.0000%	93.9824%	0.9987	-.1224%	-0.13%
11	01/06/2003	1	94.1015%	0.0000%	93.9824%	1.0013	0.1191%	0.13%
12	01/06/2003	1	93.8211%	0.0000%	93.9824%	0.9983	-.1614%	-0.17%
13	01/07/2003	1	93.9363%	0.0000%	93.9825%	0.9995	-.0462%	-0.05%
14	01/08/2003	1	93.8092%	0.0000%	93.9825%	0.9982	-.1733%	-0.18%
15	01/09/2003	1	94.0325%	0.0000%	93.9825%	1.0005	0.0500%	0.05%
16	01/10/2003	1	93.7240%	0.0000%	93.9825%	0.9972	-.2585%	-0.28%
17	01/10/2003	1	94.0275%	0.0000%	93.9825%	1.0005	0.0450%	0.05%
18	01/11/2003	1	94.0057%	0.0000%	93.9825%	1.0002	0.0232%	0.02%
19	01/11/2003	1	94.0225%	0.0000%	93.9825%	1.0004	0.0400%	0.04%
20	01/12/2003	1	93.9354%	0.0000%	93.9825%	0.9995	-.0471%	-0.05%
21	01/12/2003	1	93.8682%	0.0000%	93.9825%	0.9988	-.1144%	-0.12%
22	01/13/2003	1	94.1623%	0.0000%	93.9826%	1.0019	0.1797%	0.19%
23	01/15/2003	1	93.9055%	0.0000%	93.9826%	0.9992	-.0771%	-0.08%
24	01/16/2003	1	93.9174%	0.0000%	93.9826%	0.9993	-.0652%	-0.07%
25	01/19/2003	1	94.0284%	0.0000%	93.9827%	1.0005	0.0458%	0.05%
26	01/19/2003	1	94.1566%	0.0000%	93.9827%	1.0019	0.1739%	0.19%
27	01/20/2003	1	93.7380%	0.0000%	93.9827%	0.9974	-.2446%	-0.26%
28	01/21/2003	1	94.1027%	0.0000%	93.9827%	1.0013	0.1200%	0.13%
29	01/21/2003	1	93.9500%	0.0000%	93.9827%	0.9997	-.0327%	-0.03%
30	01/22/2003	1	93.9139%	0.0000%	93.9827%	0.9993	-.0688%	-0.07%
31	01/22/2003	1	94.0032%	0.0000%	93.9827%	1.0002	0.0205%	0.02%
32	01/23/2003	1	93.9788%	0.0000%	93.9827%	1.0000	-.0039%	0.00%
33	01/23/2003	1	94.0674%	0.0000%	93.9827%	1.0009	0.0846%	0.09%
34	01/23/2003	1	93.9645%	0.0000%	93.9827%	0.9998	-.0182%	-0.02%
35	01/24/2003	1	93.9501%	0.0000%	93.9827%	0.9997	-.0326%	-0.03%
36	01/25/2003	1	93.8419%	0.0000%	93.9828%	0.9985	-.1408%	-0.15%
37	01/26/2003	1	93.8428%	0.0000%	93.9828%	0.9985	-.1399%	-0.15%
38	01/26/2003	1	94.0106%	0.0000%	93.9828%	1.0003	0.0278%	0.03%
39	01/26/2003	1	94.0291%	0.0000%	93.9828%	1.0005	0.0463%	0.05%
40	01/28/2003	1	93.8858%	0.0000%	93.9828%	0.9990	-.0970%	-0.10%
41	01/29/2003	1	93.7671%	0.0000%	93.9828%	0.9977	-.2158%	-0.23%
42	01/29/2003	1	93.9644%	0.0000%	93.9828%	0.9998	-.0184%	-0.02%
43	01/29/2003	1	94.0587%	0.0000%	93.9828%	1.0008	0.0759%	0.08%
44	01/29/2003	1	93.9187%	0.0000%	93.9828%	0.9993	-.0641%	-0.07%
45	01/29/2003	1	93.9216%	0.0000%	93.9828%	0.9993	-.0612%	-0.07%
46	01/29/2003	1	94.0151%	0.0000%	93.9828%	1.0003	0.0323%	0.03%
47	01/30/2003	1	94.0286%	0.0000%	93.9828%	1.0005	0.0457%	0.05%
48	01/30/2003	1	94.1781%	0.0000%	93.9828%	1.0021	0.1952%	0.21%

WEIGHT PERCENT 239-Pu DATA

Calendar Year 2003

156

SRS : Calex 1

#	Date Measured	Instr. ID	239-Pu	Uncert. 1 STD	Accepted Weight %	Ratio M/A	Weight % Error	Percent Error
49	01/30/2003	1	93.7312%	0.0000%	93.9828%	0.9973	-.2516%	-0.27%
50	01/30/2003	1	94.1035%	0.0000%	93.9828%	1.0013	0.1207%	0.13%
51	01/30/2003	1	94.0020%	0.0000%	93.9828%	1.0002	0.0191%	0.02%
52	01/30/2003	1	93.8733%	0.0000%	93.9828%	0.9988	-.1095%	-0.12%
53	01/31/2003	1	94.2162%	0.0000%	93.9828%	1.0025	0.2333%	0.25%
54	01/31/2003	1	93.9444%	0.0000%	93.9828%	0.9996	-.0384%	-0.04%
55	02/01/2003	1	94.1878%	0.0000%	93.9829%	1.0022	0.2049%	0.22%
56	02/01/2003	1	94.0665%	0.0000%	93.9829%	1.0009	0.0836%	0.09%
57	02/02/2003	1	94.0681%	0.0000%	93.9829%	1.0009	0.0852%	0.09%
58	02/02/2003	1	93.8561%	0.0000%	93.9829%	0.9987	-.1267%	-0.13%
59	02/03/2003	1	93.9093%	0.0000%	93.9829%	0.9992	-.0736%	-0.08%
60	02/03/2003	1	93.9310%	0.0000%	93.9829%	0.9994	-.0519%	-0.06%
61	02/04/2003	1	94.0759%	0.0000%	93.9829%	1.0010	0.0930%	0.10%
62	02/04/2003	1	94.0107%	0.0000%	93.9829%	1.0003	0.0278%	0.03%
63	02/05/2003	1	93.9491%	0.0000%	93.9829%	0.9996	-.0339%	-0.04%
* 64	02/05/2003	1	93.6454%	0.0000%	93.9829%	0.9964	-.3376%	-0.36%
65	02/06/2003	1	94.2739%	0.0000%	93.9829%	1.0031	0.2910%	0.31%
66	02/06/2003	1	94.1013%	0.0000%	93.9829%	1.0013	0.1184%	0.13%
67	02/07/2003	1	93.8546%	0.0000%	93.9830%	0.9986	-.1284%	-0.14%
68	02/07/2003	1	93.9268%	0.0000%	93.9830%	0.9994	-.0562%	-0.06%
69	02/07/2003	1	93.9995%	0.0000%	93.9830%	1.0002	0.0166%	0.02%
70	02/08/2003	1	93.8487%	0.0000%	93.9830%	0.9986	-.1343%	-0.14%
71	02/08/2003	1	94.0892%	0.0000%	93.9830%	1.0011	0.1062%	0.11%
72	02/09/2003	1	94.1019%	0.0000%	93.9830%	1.0013	0.1189%	0.13%
73	02/09/2003	1	93.7583%	0.0000%	93.9830%	0.9976	-.2247%	-0.24%
74	02/10/2003	1	93.9377%	0.0000%	93.9830%	0.9995	-.0453%	-0.05%
75	02/10/2003	1	94.0350%	0.0000%	93.9830%	1.0006	0.0520%	0.06%
76	02/11/2003	1	93.7973%	0.0000%	93.9830%	0.9980	-.1857%	-0.20%
77	02/12/2003	1	94.0510%	0.0000%	93.9830%	1.0007	0.0680%	0.07%
78	02/13/2003	1	93.7609%	0.0000%	93.9831%	0.9976	-.2222%	-0.24%
79	02/13/2003	1	93.8849%	0.0000%	93.9831%	0.9990	-.0982%	-0.10%
80	02/13/2003	1	93.8634%	0.0000%	93.9831%	0.9987	-.1196%	-0.13%
81	02/14/2003	1	94.0596%	0.0000%	93.9831%	1.0008	0.0765%	0.08%
82	02/14/2003	1	94.0831%	0.0000%	93.9831%	1.0011	0.1000%	0.11%
83	02/15/2003	1	93.8563%	0.0000%	93.9831%	0.9987	-.1268%	-0.13%
84	02/16/2003	1	93.9037%	0.0000%	93.9831%	0.9992	-.0794%	-0.08%
85	02/16/2003	1	94.1683%	0.0000%	93.9831%	1.0020	0.1852%	0.20%
86	02/17/2003	1	94.0343%	0.0000%	93.9831%	1.0005	0.0512%	0.05%
87	02/18/2003	1	93.9844%	0.0000%	93.9831%	1.0000	0.0013%	0.00%
88	02/19/2003	1	93.8173%	0.0000%	93.9832%	0.9982	-.1658%	-0.18%
89	02/19/2003	1	93.9097%	0.0000%	93.9832%	0.9992	-.0734%	-0.08%
90	02/20/2003	1	93.9033%	0.0000%	93.9832%	0.9991	-.0799%	-0.09%
91	02/21/2003	1	93.9202%	0.0000%	93.9832%	0.9993	-.0630%	-0.07%
92	02/21/2003	1	94.0804%	0.0000%	93.9832%	1.0010	0.0972%	0.10%
93	02/21/2003	1	94.0305%	0.0000%	93.9832%	1.0005	0.0473%	0.05%
94	02/21/2003	1	94.0042%	0.0000%	93.9832%	1.0002	0.0211%	0.02%
95	02/21/2003	1	94.0244%	0.0000%	93.9832%	1.0004	0.0412%	0.04%
96	02/22/2003	1	93.9663%	0.0000%	93.9832%	0.9998	-.0169%	-0.02%

WEIGHT PERCENT 239-Pu DATA

Calendar Year 2003

157

SRS : Calex 1

#	Date Measured	Instr. ID	239-Pu	Uncert. 1 STD	Accepted Weight %	Ratio M/A	Weight % Error	Percent Error
97	02/23/2003	1	93.9655%	0.0000%	93.9832%	0.9998	-.0177%	-0.02%
98	02/23/2003	1	93.9555%	0.0000%	93.9832%	0.9997	-.0277%	-0.03%
99	02/23/2003	1	93.9449%	0.0000%	93.9832%	0.9996	-.0383%	-0.04%
100	02/24/2003	1	94.3048%	0.0000%	93.9832%	1.0034	0.3215%	0.34%
101	02/25/2003	1	94.0375%	0.0000%	93.9832%	1.0006	0.0543%	0.06%
102	02/26/2003	1	94.0122%	0.0000%	93.9833%	1.0003	0.0289%	0.03%
103	02/26/2003	1	94.3351%	0.0000%	93.9833%	1.0037	0.3518%	0.37%
104	02/27/2003	1	93.9669%	0.0000%	93.9833%	0.9998	-.0164%	-0.02%
105	02/27/2003	1	93.9701%	0.0000%	93.9833%	0.9999	-.0131%	-0.01%
106	02/28/2003	1	93.9900%	0.0000%	93.9833%	1.0001	0.0067%	0.01%
107	03/01/2003	1	94.0477%	0.0000%	93.9833%	1.0007	0.0644%	0.07%
108	03/01/2003	1	94.0973%	0.0000%	93.9833%	1.0012	0.1140%	0.12%
109	03/02/2003	1	94.0009%	0.0000%	93.9833%	1.0002	0.0175%	0.02%
110	03/03/2003	1	94.0834%	0.0000%	93.9833%	1.0011	0.1000%	0.11%
111	03/03/2003	1	93.7588%	0.0000%	93.9833%	0.9976	-.2245%	-0.24%
112	03/03/2003	1	94.0598%	0.0000%	93.9833%	1.0008	0.0765%	0.08%
113	03/04/2003	1	94.1281%	0.0000%	93.9834%	1.0015	0.1447%	0.15%
114	03/04/2003	1	94.1292%	0.0000%	93.9834%	1.0016	0.1458%	0.16%
115	03/05/2003	1	93.9752%	0.0000%	93.9834%	0.9999	-.0081%	-0.01%
116	03/06/2003	1	94.1433%	0.0000%	93.9834%	1.0017	0.1599%	0.17%
117	03/06/2003	1	94.1030%	0.0000%	93.9834%	1.0013	0.1196%	0.13%
118	03/06/2003	1	94.1214%	0.0000%	93.9834%	1.0015	0.1380%	0.15%
119	03/07/2003	1	94.2184%	0.0000%	93.9834%	1.0025	0.2350%	0.25%
120	03/07/2003	1	93.9390%	0.0000%	93.9834%	0.9995	-.0444%	-0.05%
121	03/08/2003	1	94.0947%	0.0000%	93.9834%	1.0012	0.1112%	0.12%
122	03/08/2003	1	94.1370%	0.0000%	93.9834%	1.0016	0.1536%	0.16%
123	03/09/2003	1	94.0471%	0.0000%	93.9834%	1.0007	0.0637%	0.07%
124	03/09/2003	1	94.0296%	0.0000%	93.9834%	1.0005	0.0461%	0.05%
125	03/10/2003	1	94.1740%	0.0000%	93.9835%	1.0020	0.1906%	0.20%
126	03/12/2003	1	94.0552%	0.0000%	93.9835%	1.0008	0.0718%	0.08%
127	03/12/2003	1	94.1136%	0.0000%	93.9835%	1.0014	0.1301%	0.14%
128	03/15/2003	1	94.0095%	0.0000%	93.9835%	1.0003	0.0260%	0.03%
129	03/16/2003	1	94.0360%	0.0000%	93.9836%	1.0006	0.0524%	0.06%
130	03/16/2003	1	94.1784%	0.0000%	93.9836%	1.0021	0.1949%	0.21%
131	03/17/2003	1	94.1819%	0.0000%	93.9836%	1.0021	0.1984%	0.21%
132	03/21/2003	1	93.6780%	0.0000%	93.9836%	0.9967	-.3056%	-0.33%
133	03/22/2003	1	93.8932%	0.0000%	93.9836%	0.9990	-.0905%	-0.10%
134	03/23/2003	1	94.0916%	0.0000%	93.9837%	1.0011	0.1079%	0.11%
135	03/23/2003	1	94.1143%	0.0000%	93.9837%	1.0014	0.1306%	0.14%
136	03/24/2003	1	94.0894%	0.0000%	93.9837%	1.0011	0.1057%	0.11%
137	03/24/2003	1	94.1042%	0.0000%	93.9837%	1.0013	0.1205%	0.13%
138	05/05/2003	1	93.8703%	0.0000%	93.9843%	0.9988	-.1141%	-0.12%
139	05/06/2003	1	93.7942%	0.0000%	93.9844%	0.9980	-.1902%	-0.20%
140	05/06/2003	1	93.7740%	0.0000%	93.9844%	0.9978	-.2104%	-0.22%
141	05/06/2003	1	93.8472%	0.0000%	93.9844%	0.9985	-.1371%	-0.15%
142	05/06/2003	1	93.9849%	0.0000%	93.9844%	1.0000	0.0005%	0.00%
143	05/06/2003	1	93.7354%	0.0000%	93.9844%	0.9974	-.2490%	-0.26%
144	05/06/2003	1	93.7618%	0.0000%	93.9844%	0.9976	-.2226%	-0.24%

WEIGHT PERCENT 239-Pu DATA

Calendar Year 2003

158

SRS : Calex 1

#	Date Measured	Instr. ID	239-Pu	Uncert. 1 STD	Accepted Weight %	Ratio M/A	Weight % Error	Percent Error
145	05/06/2003	1	93.7843%	0.0000%	93.9844%	0.9979	-.2000%	-0.21%
146	05/06/2003	1	93.7310%	0.0000%	93.9844%	0.9973	-.2534%	-0.27%
147	05/06/2003	1	93.9005%	0.0000%	93.9844%	0.9991	-.0838%	-0.09%
* 148	05/06/2003	1	93.7546%	0.0000%	93.9844%	0.9976	-.2297%	-0.24%
149	05/06/2003	1	93.8692%	0.0000%	93.9844%	0.9988	-.1152%	-0.12%
150	05/07/2003	1	93.8878%	0.0000%	93.9844%	0.9990	-.0966%	-0.10%
151	05/08/2003	1	94.1165%	0.0000%	93.9844%	1.0014	0.1321%	0.14%
152	05/10/2003	1	93.8781%	0.0000%	93.9844%	0.9989	-.1064%	-0.11%
153	05/10/2003	1	93.7368%	0.0000%	93.9844%	0.9974	-.2476%	-0.26%
154	05/11/2003	1	93.9285%	0.0000%	93.9844%	0.9994	-.0560%	-0.06%
155	05/11/2003	1	93.9160%	0.0000%	93.9844%	0.9993	-.0685%	-0.07%
156	05/12/2003	1	93.7128%	0.0000%	93.9845%	0.9971	-.2717%	-0.29%
157	05/13/2003	1	93.9346%	0.0000%	93.9845%	0.9995	-.0499%	-0.05%
158	05/14/2003	1	93.9137%	0.0000%	93.9845%	0.9992	-.0708%	-0.08%
159	05/14/2003	1	93.8106%	0.0000%	93.9845%	0.9981	-.1739%	-0.19%
160	05/14/2003	1	93.7420%	0.0000%	93.9845%	0.9974	-.2425%	-0.26%
161	05/14/2003	1	93.8927%	0.0000%	93.9845%	0.9990	-.0918%	-0.10%
162	05/14/2003	1	93.9407%	0.0000%	93.9845%	0.9995	-.0438%	-0.05%
163	05/14/2003	1	93.9080%	0.0000%	93.9845%	0.9992	-.0765%	-0.08%
164	05/14/2003	1	93.7442%	0.0000%	93.9845%	0.9974	-.2403%	-0.26%
165	05/14/2003	1	93.8396%	0.0000%	93.9845%	0.9985	-.1449%	-0.15%
166	05/14/2003	1	93.7163%	0.0000%	93.9845%	0.9971	-.2682%	-0.29%
167	05/14/2003	1	93.9002%	0.0000%	93.9845%	0.9991	-.0843%	-0.09%
168	05/14/2003	1	93.7670%	0.0000%	93.9845%	0.9977	-.2175%	-0.23%
169	05/15/2003	1	94.0241%	0.0000%	93.9845%	1.0004	0.0396%	0.04%
170	05/17/2003	1	93.7748%	0.0000%	93.9845%	0.9978	-.2097%	-0.22%
171	05/18/2003	1	93.8052%	0.0000%	93.9846%	0.9981	-.1794%	-0.19%
172	05/18/2003	1	93.9004%	0.0000%	93.9846%	0.9991	-.0842%	-0.09%
173	05/19/2003	1	93.8166%	0.0000%	93.9846%	0.9982	-.1680%	-0.18%
174	05/20/2003	1	93.7255%	0.0000%	93.9846%	0.9972	-.2591%	-0.28%
175	05/20/2003	1	93.8772%	0.0000%	93.9846%	0.9989	-.1074%	-0.11%
176	05/20/2003	1	93.7137%	0.0000%	93.9846%	0.9971	-.2708%	-0.29%
177	05/21/2003	1	93.8728%	0.0000%	93.9846%	0.9988	-.1118%	-0.12%
178	05/21/2003	1	94.0201%	0.0000%	93.9846%	1.0004	0.0354%	0.04%
179	05/22/2003	1	93.7895%	0.0000%	93.9846%	0.9979	-.1951%	-0.21%
180	05/22/2003	1	93.8560%	0.0000%	93.9846%	0.9986	-.1286%	-0.14%
181	05/22/2003	1	93.9988%	0.0000%	93.9846%	1.0002	0.0141%	0.02%
182	05/22/2003	1	93.8645%	0.0000%	93.9846%	0.9987	-.1201%	-0.13%
183	05/22/2003	1	93.8089%	0.0000%	93.9846%	0.9981	-.1757%	-0.19%
184	05/22/2003	1	93.7530%	0.0000%	93.9846%	0.9975	-.2316%	-0.25%
185	05/22/2003	1	93.8619%	0.0000%	93.9846%	0.9987	-.1227%	-0.13%
186	05/22/2003	1	93.8098%	0.0000%	93.9846%	0.9981	-.1748%	-0.19%
187	05/22/2003	1	93.9332%	0.0000%	93.9846%	0.9995	-.0515%	-0.05%
188	05/22/2003	1	93.7570%	0.0000%	93.9846%	0.9976	-.2276%	-0.24%
189	05/22/2003	1	93.8232%	0.0000%	93.9846%	0.9983	-.1614%	-0.17%
190	05/22/2003	1	93.8359%	0.0000%	93.9846%	0.9984	-.1488%	-0.16%
191	05/23/2003	1	94.0682%	0.0000%	93.9846%	1.0009	0.0836%	0.09%
192	05/23/2003	1	93.8580%	0.0000%	93.9846%	0.9987	-.1266%	-0.13%

WEIGHT PERCENT 239-Pu DATA

Calendar Year 2003

159

SRS : Calex 1

#	Date Measured	Instr. ID	239-Pu	Uncert. 1 STD	Accepted Weight %	Ratio M/A	Weight % Error	Percent Error
193	05/24/2003	1	93.8700%	0.0000%	93.9847%	0.9988	-.1147%	-0.12%
194	05/25/2003	1	93.9719%	0.0000%	93.9847%	0.9999	-.0128%	-0.01%
195	05/26/2003	1	93.6957%	0.0000%	93.9847%	0.9969	-.2890%	-0.31%
196	05/26/2003	1	93.8802%	0.0000%	93.9847%	0.9989	-.1045%	-0.11%
197	05/26/2003	1	93.9058%	0.0000%	93.9847%	0.9992	-.0788%	-0.08%
198	05/30/2003	1	93.8139%	0.0000%	93.9847%	0.9982	-.1708%	-0.18%
199	05/31/2003	1	93.8617%	0.0000%	93.9848%	0.9987	-.1231%	-0.13%
200	05/31/2003	1	93.6959%	0.0000%	93.9848%	0.9969	-.2888%	-0.31%
201	05/31/2003	1	93.7423%	0.0000%	93.9848%	0.9974	-.2425%	-0.26%
202	05/31/2003	1	93.7298%	0.0000%	93.9848%	0.9973	-.2550%	-0.27%
203	05/31/2003	1	93.8310%	0.0000%	93.9848%	0.9984	-.1537%	-0.16%
204	05/31/2003	1	93.7832%	0.0000%	93.9848%	0.9979	-.2015%	-0.21%
205	05/31/2003	1	93.8224%	0.0000%	93.9848%	0.9983	-.1623%	-0.17%
206	05/31/2003	1	93.9497%	0.0000%	93.9848%	0.9996	-.0351%	-0.04%
207	05/31/2003	1	93.7380%	0.0000%	93.9848%	0.9974	-.2467%	-0.26%
208	06/01/2003	1	93.8849%	0.0000%	93.9848%	0.9989	-.0999%	-0.11%
209	06/02/2003	1	93.7310%	0.0000%	93.9848%	0.9973	-.2538%	-0.27%
210	06/02/2003	1	94.0455%	0.0000%	93.9848%	1.0006	0.0607%	0.06%
211	06/02/2003	1	93.7606%	0.0000%	93.9848%	0.9976	-.2242%	-0.24%
212	06/06/2003	1	94.0104%	0.0000%	93.9849%	1.0003	0.0255%	0.03%
213	06/07/2003	1	93.8349%	0.0000%	93.9849%	0.9984	-.1499%	-0.16%
214	06/08/2003	1	93.6865%	0.0000%	93.9849%	0.9968	-.2984%	-0.32%
215	06/08/2003	1	93.8750%	0.0000%	93.9849%	0.9988	-.1099%	-0.12%
216	06/09/2003	1	94.0604%	0.0000%	93.9849%	1.0008	0.0755%	0.08%
217	06/09/2003	1	93.8152%	0.0000%	93.9849%	0.9982	-.1697%	-0.18%
218	06/10/2003	1	93.7655%	0.0000%	93.9849%	0.9977	-.2194%	-0.23%
219	06/10/2003	1	93.7826%	0.0000%	93.9849%	0.9978	-.2023%	-0.22%
220	06/11/2003	1	93.9541%	0.0000%	93.9849%	0.9997	-.0309%	-0.03%
221	06/12/2003	1	93.8897%	0.0000%	93.9850%	0.9990	-.0953%	-0.10%
222	06/12/2003	1	93.9507%	0.0000%	93.9850%	0.9996	-.0343%	-0.04%
223	06/13/2003	1	93.7705%	0.0000%	93.9850%	0.9977	-.2145%	-0.23%
224	06/13/2003	1	93.7221%	0.0000%	93.9850%	0.9972	-.2629%	-0.28%
225	06/14/2003	1	93.8249%	0.0000%	93.9850%	0.9983	-.1601%	-0.17%
226	06/15/2003	1	93.9467%	0.0000%	93.9850%	0.9996	-.0383%	-0.04%
227	06/15/2003	1	93.8477%	0.0000%	93.9850%	0.9985	-.1373%	-0.15%
228	06/15/2003	1	93.7348%	0.0000%	93.9850%	0.9973	-.2502%	-0.27%
229	06/16/2003	1	93.8076%	0.0000%	93.9850%	0.9981	-.1774%	-0.19%
230	06/19/2003	1	93.9515%	0.0000%	93.9851%	0.9996	-.0336%	-0.04%
231	06/19/2003	1	93.7803%	0.0000%	93.9851%	0.9978	-.2048%	-0.22%
232	06/20/2003	1	93.6942%	0.0000%	93.9851%	0.9969	-.2909%	-0.31%
233	06/20/2003	1	93.8982%	0.0000%	93.9851%	0.9991	-.0869%	-0.09%
234	06/23/2003	1	93.8569%	0.0000%	93.9851%	0.9986	-.1283%	-0.14%
235	06/23/2003	1	93.8405%	0.0000%	93.9851%	0.9985	-.1446%	-0.15%
236	06/24/2003	1	93.8739%	0.0000%	93.9851%	0.9988	-.1112%	-0.12%
237	06/26/2003	1	93.8447%	0.0000%	93.9852%	0.9985	-.1404%	-0.15%
238	06/26/2003	1	93.9706%	0.0000%	93.9852%	0.9998	-.0146%	-0.02%
239	06/26/2003	1	93.9278%	0.0000%	93.9852%	0.9994	-.0574%	-0.06%
240	06/26/2003	1	93.8235%	0.0000%	93.9852%	0.9983	-.1617%	-0.17%

WEIGHT PERCENT 239-Pu DATA

Calendar Year 2003

160

SRS : Calex 1

#	Date Measured	Instr. ID	239-Pu	Uncert. 1 STD	Accepted Weight %	Ratio M/A	Weight % Error	Percent Error
241	06/27/2003	1	93.9581%	0.0000%	93.9852%	0.9997	-.0271%	-0.03%
242	07/01/2003	1	93.6998%	0.0000%	93.9853%	0.9970	-.2855%	-0.30%
243	07/01/2003	1	93.7590%	0.0000%	93.9853%	0.9976	-.2263%	-0.24%
244	07/01/2003	1	93.9910%	0.0000%	93.9853%	1.0001	0.0057%	0.01%
245	07/02/2003	1	93.8488%	0.0000%	93.9853%	0.9985	-.1365%	-0.15%
246	07/03/2003	1	93.9875%	0.0000%	93.9853%	1.0000	0.0022%	0.00%
247	07/03/2003	1	93.7212%	0.0000%	93.9853%	0.9972	-.2641%	-0.28%
248	07/05/2003	1	93.9886%	0.0000%	93.9853%	1.0000	0.0033%	0.00%
249	07/05/2003	1	93.9567%	0.0000%	93.9853%	0.9997	-.0286%	-0.03%
250	07/08/2003	1	93.9858%	0.0000%	93.9854%	1.0000	0.0004%	0.00%
251	07/08/2003	1	93.8186%	0.0000%	93.9854%	0.9982	-.1667%	-0.18%
252	07/10/2003	1	93.9044%	0.0000%	93.9854%	0.9991	-.0810%	-0.09%
253	07/11/2003	1	94.1630%	0.0000%	93.9854%	1.0019	0.1776%	0.19%
254	07/11/2003	1	93.9996%	0.0000%	93.9854%	1.0002	0.0142%	0.02%
255	07/12/2003	1	93.8589%	0.0000%	93.9854%	0.9987	-.1266%	-0.13%
256	07/13/2003	1	93.9080%	0.0000%	93.9854%	0.9992	-.0774%	-0.08%
257	07/13/2003	1	94.1060%	0.0000%	93.9854%	1.0013	0.1206%	0.13%
258	07/13/2003	1	94.0402%	0.0000%	93.9854%	1.0006	0.0548%	0.06%
259	07/13/2003	1	93.9958%	0.0000%	93.9854%	1.0001	0.0104%	0.01%
260	07/13/2003	1	93.9097%	0.0000%	93.9854%	0.9992	-.0757%	-0.08%
261	07/16/2003	1	93.8711%	0.0000%	93.9855%	0.9988	-.1144%	-0.12%
262	07/16/2003	1	93.8529%	0.0000%	93.9855%	0.9986	-.1326%	-0.14%
263	07/17/2003	1	94.0175%	0.0000%	93.9855%	1.0003	0.0320%	0.03%
264	07/17/2003	1	93.9650%	0.0000%	93.9855%	0.9998	-.0205%	-0.02%
265	07/20/2003	1	93.9645%	0.0000%	93.9856%	0.9998	-.0211%	-0.02%
266	07/20/2003	1	93.8584%	0.0000%	93.9856%	0.9986	-.1271%	-0.14%
267	07/20/2003	1	94.1000%	0.0000%	93.9856%	1.0012	0.1144%	0.12%
268	07/20/2003	1	94.0352%	0.0000%	93.9856%	1.0005	0.0496%	0.05%
269	07/23/2003	1	93.8142%	0.0000%	93.9856%	0.9982	-.1714%	-0.18%
270	07/25/2003	1	93.9774%	0.0000%	93.9856%	0.9999	-.0082%	-0.01%
271	07/26/2003	1	93.9035%	0.0000%	93.9856%	0.9991	-.0821%	-0.09%
272	07/26/2003	1	93.9463%	0.0000%	93.9856%	0.9996	-.0393%	-0.04%
273	07/26/2003	1	93.8974%	0.0000%	93.9856%	0.9991	-.0882%	-0.09%
274	07/26/2003	1	93.9133%	0.0000%	93.9856%	0.9992	-.0724%	-0.08%
275	07/27/2003	1	93.9617%	0.0000%	93.9857%	0.9997	-.0240%	-0.03%
276	07/27/2003	1	93.8947%	0.0000%	93.9857%	0.9990	-.0909%	-0.10%
277	07/28/2003	1	93.8437%	0.0000%	93.9857%	0.9985	-.1420%	-0.15%
278	07/28/2003	1	93.7148%	0.0000%	93.9857%	0.9971	-.2709%	-0.29%
279	07/29/2003	1	93.9142%	0.0000%	93.9857%	0.9992	-.0715%	-0.08%
280	07/29/2003	1	93.8486%	0.0000%	93.9857%	0.9985	-.1371%	-0.15%
281	08/07/2003	1	94.2236%	0.0000%	93.9858%	1.0025	0.2378%	0.25%
282	08/17/2003	1	93.8604%	0.0000%	93.9860%	0.9987	-.1256%	-0.13%
283	08/17/2003	1	93.8647%	0.0000%	93.9860%	0.9987	-.1213%	-0.13%
284	08/17/2003	1	93.9858%	0.0000%	93.9860%	1.0000	-.0002%	0.00%
285	08/19/2003	1	94.0565%	0.0000%	93.9860%	1.0007	0.0704%	0.07%
286	08/19/2003	1	93.9390%	0.0000%	93.9860%	0.9995	-.0470%	-0.05%
287	08/19/2003	1	94.0149%	0.0000%	93.9860%	1.0003	0.0289%	0.03%
288	08/19/2003	1	94.0377%	0.0000%	93.9860%	1.0006	0.0517%	0.06%

WEIGHT PERCENT 239-Pu DATA

Calendar Year 2003

161

SRS : Calex 1

#	Date Measured	Instr. ID	239-Pu	Uncert. 1 STD	Accepted Weight %	Ratio M/A	Weight % Error	Percent Error
289	08/19/2003	1	93.6440%	0.0000%	93.9860%	0.9964	-.3420%	-0.36%
290	08/19/2003	1	94.0255%	0.0000%	93.9860%	1.0004	0.0395%	0.04%
291	08/19/2003	1	93.7416%	0.0000%	93.9860%	0.9974	-.2444%	-0.26%
292	08/19/2003	1	93.8526%	0.0000%	93.9860%	0.9986	-.1334%	-0.14%
293	08/19/2003	1	93.7864%	0.0000%	93.9860%	0.9979	-.1996%	-0.21%
294	08/19/2003	1	93.9065%	0.0000%	93.9860%	0.9992	-.0795%	-0.08%
295	08/19/2003	1	94.0716%	0.0000%	93.9860%	1.0009	0.0856%	0.09%
296	08/19/2003	1	94.0686%	0.0000%	93.9860%	1.0009	0.0826%	0.09%
297	08/19/2003	1	93.6354%	0.0000%	93.9860%	0.9963	-.3506%	-0.37%
298	08/19/2003	1	94.0222%	0.0000%	93.9860%	1.0004	0.0362%	0.04%
299	08/19/2003	1	94.0157%	0.0000%	93.9860%	1.0003	0.0297%	0.03%
300	08/19/2003	1	93.8846%	0.0000%	93.9860%	0.9989	-.1014%	-0.11%
301	08/19/2003	1	93.9873%	0.0000%	93.9860%	1.0000	0.0013%	0.00%
302	08/20/2003	1	93.8414%	0.0000%	93.9860%	0.9985	-.1446%	-0.15%
303	08/21/2003	1	94.0077%	0.0000%	93.9861%	1.0002	0.0216%	0.02%
304	08/23/2003	1	93.8417%	0.0000%	93.9861%	0.9985	-.1444%	-0.15%
305	08/23/2003	1	94.0624%	0.0000%	93.9861%	1.0008	0.0763%	0.08%
306	08/24/2003	1	93.8979%	0.0000%	93.9861%	0.9991	-.0882%	-0.09%
307	08/24/2003	1	94.1365%	0.0000%	93.9861%	1.0016	0.1503%	0.16%
308	08/26/2003	1	93.8354%	0.0000%	93.9861%	0.9984	-.1507%	-0.16%
309	08/27/2003	1	93.7099%	0.0000%	93.9861%	0.9971	-.2762%	-0.29%
310	08/27/2003	1	93.8663%	0.0000%	93.9861%	0.9987	-.1198%	-0.13%
311	08/28/2003	1	93.9561%	0.0000%	93.9862%	0.9997	-.0301%	-0.03%
312	08/30/2003	1	93.8668%	0.0000%	93.9862%	0.9987	-.1194%	-0.13%
313	08/31/2003	1	93.7797%	0.0000%	93.9862%	0.9978	-.2065%	-0.22%
314	09/01/2003	1	93.9435%	0.0000%	93.9862%	0.9995	-.0428%	-0.05%
315	09/01/2003	1	94.1812%	0.0000%	93.9862%	1.0021	0.1950%	0.21%
316	09/02/2003	1	93.6880%	0.0000%	93.9862%	0.9968	-.2983%	-0.32%
317	09/04/2003	1	93.8605%	0.0000%	93.9863%	0.9987	-.1258%	-0.13%
318	09/08/2003	1	93.8987%	0.0000%	93.9863%	0.9991	-.0876%	-0.09%
319	09/08/2003	1	93.9557%	0.0000%	93.9863%	0.9997	-.0306%	-0.03%
320	09/09/2003	1	93.8830%	0.0000%	93.9864%	0.9989	-.1034%	-0.11%
321	09/09/2003	1	93.8625%	0.0000%	93.9864%	0.9987	-.1238%	-0.13%
322	09/09/2003	1	94.0474%	0.0000%	93.9864%	1.0006	0.0610%	0.06%
323	09/09/2003	1	93.8332%	0.0000%	93.9864%	0.9984	-.1532%	-0.16%
324	09/09/2003	1	94.1206%	0.0000%	93.9864%	1.0014	0.1342%	0.14%
325	09/09/2003	1	93.8588%	0.0000%	93.9864%	0.9986	-.1276%	-0.14%
326	09/09/2003	1	93.9453%	0.0000%	93.9864%	0.9996	-.0411%	-0.04%
327	09/09/2003	1	93.8795%	0.0000%	93.9864%	0.9989	-.1068%	-0.11%
328	09/09/2003	1	93.9521%	0.0000%	93.9864%	0.9996	-.0343%	-0.04%
329	09/09/2003	1	93.8592%	0.0000%	93.9864%	0.9986	-.1271%	-0.14%
330	09/09/2003	1	94.0433%	0.0000%	93.9864%	1.0006	0.0569%	0.06%
331	09/09/2003	1	93.8301%	0.0000%	93.9864%	0.9983	-.1563%	-0.17%
332	09/09/2003	1	94.1162%	0.0000%	93.9864%	1.0014	0.1298%	0.14%
333	09/09/2003	1	93.8555%	0.0000%	93.9864%	0.9986	-.1308%	-0.14%
334	09/09/2003	1	93.8417%	0.0000%	93.9864%	0.9985	-.1447%	-0.15%
335	09/10/2003	1	93.8099%	0.0000%	93.9864%	0.9981	-.1765%	-0.19%
336	09/10/2003	1	93.8151%	0.0000%	93.9864%	0.9982	-.1713%	-0.18%

WEIGHT PERCENT 239-Pu DATA

Calendar Year 2003

162

SRS : Calex 1

#	Date Measured	Instr. ID	239-Pu	Uncert. 1 STD	Accepted Weight %	Ratio M/A	Weight % Error	Percent Error
337	09/10/2003	1	94.0054%	0.0000%	93.9864%	1.0002	0.0190%	0.02%
338	09/10/2003	1	93.9563%	0.0000%	93.9864%	0.9997	-.0300%	-0.03%
339	09/10/2003	1	93.7878%	0.0000%	93.9864%	0.9979	-.1985%	-0.21%
340	09/10/2003	1	93.9801%	0.0000%	93.9864%	0.9999	-.0063%	-0.01%
341	09/10/2003	1	94.0716%	0.0000%	93.9864%	1.0009	0.0853%	0.09%
342	09/10/2003	1	93.8068%	0.0000%	93.9864%	0.9981	-.1796%	-0.19%
343	09/10/2003	1	93.8120%	0.0000%	93.9864%	0.9981	-.1744%	-0.19%
344	09/10/2003	1	94.0015%	0.0000%	93.9864%	1.0002	0.0151%	0.02%
345	09/10/2003	1	93.9527%	0.0000%	93.9864%	0.9996	-.0337%	-0.04%
346	09/10/2003	1	93.7848%	0.0000%	93.9864%	0.9979	-.2015%	-0.21%
347	09/10/2003	1	93.9763%	0.0000%	93.9864%	0.9999	-.0101%	-0.01%
348	09/10/2003	1	94.0674%	0.0000%	93.9864%	1.0009	0.0810%	0.09%
349	09/11/2003	1	93.9465%	0.0000%	93.9864%	0.9996	-.0398%	-0.04%
350	09/12/2003	1	93.7439%	0.0000%	93.9864%	0.9974	-.2425%	-0.26%
351	09/12/2003	1	93.8738%	0.0000%	93.9864%	0.9988	-.1126%	-0.12%
352	09/12/2003	1	93.9582%	0.0000%	93.9864%	0.9997	-.0282%	-0.03%
353	09/12/2003	1	94.0232%	0.0000%	93.9864%	1.0004	0.0368%	0.04%
354	09/12/2003	1	93.8108%	0.0000%	93.9864%	0.9981	-.1756%	-0.19%
355	09/12/2003	1	93.9357%	0.0000%	93.9864%	0.9995	-.0507%	-0.05%
356	09/12/2003	1	93.7448%	0.0000%	93.9864%	0.9974	-.2416%	-0.26%
357	09/15/2003	1	93.8902%	0.0000%	93.9864%	0.9990	-.0962%	-0.10%
358	09/19/2003	1	93.9155%	0.0000%	93.9865%	0.9992	-.0710%	-0.08%
359	09/19/2003	1	93.9155%	0.0000%	93.9865%	0.9992	-.0710%	-0.08%
360	09/20/2003	1	93.9590%	0.0000%	93.9865%	0.9997	-.0275%	-0.03%
361	09/20/2003	1	93.7342%	0.0000%	93.9865%	0.9973	-.2523%	-0.27%
362	09/20/2003	1	94.0477%	0.0000%	93.9865%	1.0007	0.0612%	0.07%
363	09/21/2003	1	93.8914%	0.0000%	93.9865%	0.9990	-.0951%	-0.10%
364	09/22/2003	1	93.9929%	0.0000%	93.9866%	1.0001	0.0064%	0.01%
365	09/23/2003	1	93.9365%	0.0000%	93.9866%	0.9995	-.0501%	-0.05%
366	09/24/2003	1	93.8786%	0.0000%	93.9866%	0.9989	-.1080%	-0.11%
367	09/24/2003	1	93.9469%	0.0000%	93.9866%	0.9996	-.0397%	-0.04%
368	09/25/2003	1	93.9811%	0.0000%	93.9866%	0.9999	-.0055%	-0.01%
369	09/25/2003	1	94.1796%	0.0000%	93.9866%	1.0021	0.1929%	0.21%
370	09/26/2003	1	93.7799%	0.0000%	93.9866%	0.9978	-.2067%	-0.22%
371	09/27/2003	1	93.8383%	0.0000%	93.9866%	0.9984	-.1484%	-0.16%
372	09/28/2003	1	93.8825%	0.0000%	93.9866%	0.9989	-.1042%	-0.11%
373	09/28/2003	1	93.8950%	0.0000%	93.9866%	0.9990	-.0917%	-0.10%
374	09/29/2003	1	93.8148%	0.0000%	93.9867%	0.9982	-.1719%	-0.18%
375	09/30/2003	1	93.8038%	0.0000%	93.9867%	0.9981	-.1829%	-0.19%
376	10/01/2003	1	93.9330%	0.0000%	93.9867%	0.9994	-.0537%	-0.06%
377	10/01/2003	1	93.9210%	0.0000%	93.9867%	0.9993	-.0657%	-0.07%
378	10/02/2003	1	94.1596%	0.0000%	93.9867%	1.0018	0.1729%	0.18%
379	10/03/2003	1	93.7839%	0.0000%	93.9867%	0.9978	-.2029%	-0.22%
380	10/03/2003	1	93.9353%	0.0000%	93.9867%	0.9995	-.0515%	-0.05%
381	10/03/2003	1	93.9787%	0.0000%	93.9867%	0.9999	-.0080%	-0.01%
382	10/04/2003	1	93.8683%	0.0000%	93.9867%	0.9987	-.1185%	-0.13%
383	10/04/2003	1	93.8299%	0.0000%	93.9867%	0.9983	-.1568%	-0.17%
384	10/05/2003	1	93.9318%	0.0000%	93.9868%	0.9994	-.0550%	-0.06%

WEIGHT PERCENT 239-Pu DATA

Calendar Year 2003

163

SRS : Calex 1

#	Date Measured	Instr. ID	239-Pu	Uncert. 1 STD	Accepted Weight %	Ratio M/A	Weight % Error	Percent Error
385	10/06/2003	1	93.9381%	0.0000%	93.9868%	0.9995	-.0486%	-0.05%
386	10/07/2003	1	93.9509%	0.0000%	93.9868%	0.9996	-.0359%	-0.04%
387	10/07/2003	1	93.9819%	0.0000%	93.9868%	0.9999	-.0049%	-0.01%
388	10/08/2003	1	93.8026%	0.0000%	93.9868%	0.9980	-.1842%	-0.20%
389	10/09/2003	1	93.8404%	0.0000%	93.9868%	0.9984	-.1465%	-0.16%
390	10/10/2003	1	94.0723%	0.0000%	93.9868%	1.0009	0.0854%	0.09%
391	10/10/2003	1	93.7956%	0.0000%	93.9868%	0.9980	-.1913%	-0.20%
392	10/11/2003	1	93.9134%	0.0000%	93.9869%	0.9992	-.0735%	-0.08%
393	10/11/2003	1	93.7868%	0.0000%	93.9869%	0.9979	-.2001%	-0.21%
394	10/12/2003	1	93.8469%	0.0000%	93.9869%	0.9985	-.1400%	-0.15%
395	10/12/2003	1	93.9518%	0.0000%	93.9869%	0.9996	-.0350%	-0.04%
396	10/12/2003	1	93.9667%	0.0000%	93.9869%	0.9998	-.0202%	-0.02%
397	10/13/2003	1	94.0349%	0.0000%	93.9869%	1.0005	0.0481%	0.05%
398	10/14/2003	1	93.9726%	0.0000%	93.9869%	0.9998	-.0143%	-0.02%
399	10/14/2003	1	93.8193%	0.0000%	93.9869%	0.9982	-.1676%	-0.18%
400	10/15/2003	1	94.0135%	0.0000%	93.9869%	1.0003	0.0266%	0.03%
401	10/15/2003	1	94.0495%	0.0000%	93.9869%	1.0007	0.0626%	0.07%
402	10/15/2003	1	94.0086%	0.0000%	93.9869%	1.0002	0.0216%	0.02%
403	10/15/2003	1	94.0135%	0.0000%	93.9869%	1.0003	0.0266%	0.03%
404	10/16/2003	1	93.9961%	0.0000%	93.9869%	1.0001	0.0092%	0.01%
405	10/17/2003	1	93.7772%	0.0000%	93.9869%	0.9978	-.2097%	-0.22%
406	10/22/2003	1	93.7849%	0.0000%	93.9870%	0.9978	-.2021%	-0.22%
407	10/23/2003	1	94.0435%	0.0000%	93.9870%	1.0006	0.0565%	0.06%
408	10/23/2003	1	93.9110%	0.0000%	93.9870%	0.9992	-.0761%	-0.08%
409	10/24/2003	1	93.7361%	0.0000%	93.9871%	0.9973	-.2509%	-0.27%
410	10/28/2003	1	93.9214%	0.0000%	93.9871%	0.9993	-.0657%	-0.07%
411	10/28/2003	1	94.0252%	0.0000%	93.9871%	1.0004	0.0381%	0.04%
412	10/28/2003	1	93.7125%	0.0000%	93.9871%	0.9971	-.2746%	-0.29%
413	10/28/2003	1	93.7659%	0.0000%	93.9871%	0.9976	-.2213%	-0.24%
414	10/28/2003	1	93.8807%	0.0000%	93.9871%	0.9989	-.1064%	-0.11%
415	10/28/2003	1	93.9404%	0.0000%	93.9871%	0.9995	-.0467%	-0.05%
416	10/28/2003	1	93.8498%	0.0000%	93.9871%	0.9985	-.1374%	-0.15%
417	10/29/2003	1	93.9785%	0.0000%	93.9871%	0.9999	-.0087%	-0.01%
418	10/30/2003	1	93.8866%	0.0000%	93.9871%	0.9989	-.1005%	-0.11%
419	10/30/2003	1	93.7726%	0.0000%	93.9871%	0.9977	-.2145%	-0.23%
420	10/30/2003	1	93.9146%	0.0000%	93.9871%	0.9992	-.0725%	-0.08%
421	11/03/2003	1	93.9527%	0.0000%	93.9872%	0.9996	-.0345%	-0.04%
422	11/03/2003	1	93.8169%	0.0000%	93.9872%	0.9982	-.1703%	-0.18%
423	11/03/2003	1	93.8274%	0.0000%	93.9872%	0.9983	-.1598%	-0.17%
424	11/03/2003	1	94.0407%	0.0000%	93.9872%	1.0006	0.0535%	0.06%
425	11/03/2003	1	93.8204%	0.0000%	93.9872%	0.9982	-.1668%	-0.18%
426	11/03/2003	1	93.9769%	0.0000%	93.9872%	0.9999	-.0103%	-0.01%
427	11/04/2003	1	93.8788%	0.0000%	93.9872%	0.9988	-.1084%	-0.12%
428	11/06/2003	1	93.8213%	0.0000%	93.9873%	0.9982	-.1660%	-0.18%
429	11/07/2003	1	93.7836%	0.0000%	93.9873%	0.9978	-.2037%	-0.22%
430	11/10/2003	1	93.9556%	0.0000%	93.9873%	0.9997	-.0318%	-0.03%
431	11/10/2003	1	93.7849%	0.0000%	93.9873%	0.9978	-.2024%	-0.22%
432	11/12/2003	1	93.8544%	0.0000%	93.9873%	0.9986	-.1329%	-0.14%

WEIGHT PERCENT 239-Pu DATA

Calendar Year 2003

164

SRS : Calex 1

#	Date Measured	Instr. ID	239-Pu	Uncert. 1 STD	Accepted Weight %	Ratio M/A	Weight % Error	Percent Error
433	11/12/2003	1	93.9291%	0.0000%	93.9873%	0.9994	-.0582%	-0.06%
434	11/13/2003	1	93.8453%	0.0000%	93.9874%	0.9985	-.1421%	-0.15%
435	11/14/2003	1	93.9916%	0.0000%	93.9874%	1.0000	0.0042%	0.00%
436	11/16/2003	1	93.8954%	0.0000%	93.9874%	0.9990	-.0920%	-0.10%
437	11/18/2003	1	93.9603%	0.0000%	93.9874%	0.9997	-.0271%	-0.03%
438	11/19/2003	1	94.0274%	0.0000%	93.9875%	1.0004	0.0399%	0.04%
439	11/19/2003	1	94.0609%	0.0000%	93.9875%	1.0008	0.0735%	0.08%
440	11/19/2003	1	93.7843%	0.0000%	93.9875%	0.9978	-.2032%	-0.22%
441	11/19/2003	1	93.8236%	0.0000%	93.9875%	0.9983	-.1638%	-0.17%
442	11/19/2003	1	93.9287%	0.0000%	93.9875%	0.9994	-.0587%	-0.06%
443	11/19/2003	1	93.9247%	0.0000%	93.9875%	0.9993	-.0627%	-0.07%
444	11/19/2003	1	93.9242%	0.0000%	93.9875%	0.9993	-.0633%	-0.07%
445	11/20/2003	1	93.8465%	0.0000%	93.9875%	0.9985	-.1410%	-0.15%
446	11/21/2003	1	94.0158%	0.0000%	93.9875%	1.0003	0.0283%	0.03%
447	11/25/2003	1	93.9012%	0.0000%	93.9876%	0.9991	-.0863%	-0.09%
448	11/25/2003	1	93.7387%	0.0000%	93.9876%	0.9974	-.2489%	-0.26%
449	11/26/2003	1	93.7418%	0.0000%	93.9876%	0.9974	-.2458%	-0.26%
450	11/26/2003	1	93.9033%	0.0000%	93.9876%	0.9991	-.0842%	-0.09%
451	11/27/2003	1	94.0255%	0.0000%	93.9876%	1.0004	0.0380%	0.04%
452	11/27/2003	1	93.8847%	0.0000%	93.9876%	0.9989	-.1029%	-0.11%
453	12/03/2003	1	93.9819%	0.0000%	93.9877%	0.9999	-.0058%	-0.01%
454	12/03/2003	1	93.8141%	0.0000%	93.9877%	0.9982	-.1735%	-0.18%
455	12/09/2003	1	93.8972%	0.0000%	93.9878%	0.9990	-.0906%	-0.10%
456	12/11/2003	1	93.7890%	0.0000%	93.9878%	0.9979	-.1988%	-0.21%
457	12/11/2003	1	93.8496%	0.0000%	93.9878%	0.9985	-.1382%	-0.15%
458	12/12/2003	1	93.8773%	0.0000%	93.9878%	0.9988	-.1105%	-0.12%
459	12/13/2003	1	93.8995%	0.0000%	93.9878%	0.9991	-.0883%	-0.09%
460	12/14/2003	1	93.9766%	0.0000%	93.9878%	0.9999	-.0113%	-0.01%
461	12/14/2003	1	93.8281%	0.0000%	93.9878%	0.9983	-.1598%	-0.17%
462	12/17/2003	1	93.9625%	0.0000%	93.9879%	0.9997	-.0254%	-0.03%
463	12/17/2003	1	93.8456%	0.0000%	93.9879%	0.9985	-.1423%	-0.15%
464	12/18/2003	1	93.8961%	0.0000%	93.9879%	0.9990	-.0918%	-0.10%
465	12/19/2003	1	94.0786%	0.0000%	93.9879%	1.0010	0.0907%	0.10%
466	12/19/2003	1	93.8145%	0.0000%	93.9879%	0.9982	-.1735%	-0.18%
467	12/20/2003	1	93.8892%	0.0000%	93.9879%	0.9989	-.0987%	-0.11%
468	12/21/2003	1	93.8897%	0.0000%	93.9880%	0.9990	-.0982%	-0.10%
469	12/22/2003	1	93.8841%	0.0000%	93.9880%	0.9989	-.1039%	-0.11%
470	12/22/2003	1	93.9749%	0.0000%	93.9880%	0.9999	-.0130%	-0.01%
* 471	12/23/2003	1	93.9883%	0.0000%	93.9880%	1.0000	0.0003%	0.00%
472	12/23/2003	1	93.8745%	0.0000%	93.9880%	0.9988	-.1134%	-0.12%
473	12/24/2003	1	93.9376%	0.0000%	93.9880%	0.9995	-.0503%	-0.05%
474	12/26/2003	1	93.9703%	0.0000%	93.9880%	0.9998	-.0178%	-0.02%
475	12/27/2003	1	93.9353%	0.0000%	93.9880%	0.9994	-.0528%	-0.06%
476	12/27/2003	1	93.8394%	0.0000%	93.9880%	0.9984	-.1486%	-0.16%
477	12/28/2003	1	94.2226%	0.0000%	93.9881%	1.0025	0.2345%	0.25%
478	12/29/2003	1	93.9120%	0.0000%	93.9881%	0.9992	-.0761%	-0.08%
479	12/29/2003	1	94.1011%	0.0000%	93.9881%	1.0012	0.1130%	0.12%
480	12/30/2003	1	94.0282%	0.0000%	93.9881%	1.0004	0.0401%	0.04%

WEIGHT PERCENT 239-Pu DATA

Calendar Year 2003

SRS : Calex 1

#	Date Measured	Instr. ID	239-Pu	Uncert. 1 STD	Accepted Weight %	Ratio M/A	Weight % Error	Percent Error
481	12/30/2003	1	93.8307%	0.0000%	93.9881%	0.9983	-.1574%	-0.17%
482	12/31/2003	1	94.1560%	0.0000%	93.9881%	1.0018	0.1679%	0.18%

Statistical outliers are in bold *, and are not included in graphs and tables.

Mean Error:	-0.0626%	-0.07%
Standard Deviation:	0.1219%	0.13%

K · ²⁴⁰Pu ISOTOPE ABUNDANCE TABLES AND GRAPHS

RESULTS OF ANALYSIS OF 240-Pu DATA
1st QUARTER 2003 Calex 1

	HANFORD	LLNL	SRS
Mean error (weight %)	0.0428%	-0.0010%	-0.0108%
Standard Deviation (weight %)	0.0247%	0.0202%	0.1266%
Uncertainty in the Mean (weight %)	0.0041%	0.0041%	0.0109%
Mean Error (%)	0.73%	-0.02%	-0.18%
Standard Deviation (%)	0.42%	0.34%	2.16%
Uncertainty in the Mean (%)	0.07%	0.07%	0.19%
Number of Data Points	36	24	136
Number of Outliers	0	0	1

Difference from Last Quarter in:

Mean error (weight %)	-0.0104%	0.0091%	-0.0649%
Standard Deviation (weight %)	-0.0086%	-0.0046%	0.0209%
Uncertainty in the Mean (weight %)	-0.0011%	-0.0014%	-0.0002%
Mean Error (%)	-0.18%	0.16%	-1.11%
Standard Deviation (%)	-0.15%	-0.08%	0.36%
Uncertainty in the Mean (%)	-0.02%	-0.02%	0.00%
Number of Data Points	-4	4	45

RESULTS OF ANALYSIS OF 240-Pu DATA
2nd QUARTER 2003 Calex 1

	HANFORD	LLNL	SRS
Mean error (weight %)	0.0351%	-0.0061%	0.1382%
Standard Deviation (weight %)	0.0348%	0.0239%	0.0942%
Uncertainty in the Mean (weight %)	0.0049%	0.0052%	0.0093%
Mean Error (%)	0.60%	-0.10%	2.36%
Standard Deviation (%)	0.59%	0.41%	1.61%
Uncertainty in the Mean (%)	0.08%	0.09%	0.16%
Number of Data Points	50	21	103
Number of Outliers	1	1	1

Difference from Last Quarter in:

Mean error (weight %)	-0.0077%	-0.0051%	0.1490%
Standard Deviation (weight %)	0.0101%	0.0037%	-0.0325%
Uncertainty in the Mean (weight %)	0.0008%	0.0011%	-0.0016%
Mean Error (%)	-0.13%	-0.09%	2.54%
Standard Deviation (%)	0.17%	0.06%	-0.55%
Uncertainty in the Mean (%)	0.01%	0.02%	-0.03%
Number of Data Points	14	-3	-33

RESULTS OF ANALYSIS OF 240-Pu DATA
3rd QUARTER 2003 Calex 1

	HANFORD	LLNL	SRS
Mean error (weight %)	0.0442%	-0.0220%	0.0725%
Standard Deviation (weight %)	0.0443%	0.0154%	0.1140%
Uncertainty in the Mean (weight %)	0.0063%	0.0026%	0.0099%
Mean Error (%)	0.75%	-0.38%	1.24%
Standard Deviation (%)	0.76%	0.26%	1.95%
Uncertainty in the Mean (%)	0.11%	0.05%	0.17%
Number of Data Points	50	34	134
Number of Outliers	1	0	0

Difference from Last Quarter in:

Mean error (weight %)	0.0091%	-0.0159%	-0.0657%
Standard Deviation (weight %)	0.0095%	-0.0084%	0.0199%
Uncertainty in the Mean (weight %)	0.0014%	-0.0026%	0.0006%
Mean Error (%)	0.16%	-0.27%	-1.12%
Standard Deviation (%)	0.16%	-0.14%	0.34%
Uncertainty in the Mean (%)	0.02%	-0.04%	0.01%
Number of Data Points	0	13	31

RESULTS OF ANALYSIS OF 240-Pu DATA
4th QUARTER 2003 Calex 1

	HANFORD	LLNL	SRS
Mean error (weight %)	0.0412%	-0.0034%	0.0824%
Standard Deviation (weight %)	0.0420%	0.0132%	0.0989%
Uncertainty in the Mean (weight %)	0.0077%	0.0044%	0.0096%
Mean Error (%)	0.70%	-0.06%	1.41%
Standard Deviation (%)	0.72%	0.23%	1.69%
Uncertainty in the Mean (%)	0.13%	0.08%	0.16%
Number of Data Points	30	9	106
Number of Outliers	0	0	1

Difference from Last Quarter in:

Mean error (weight %)	-0.0030%	0.0186%	0.0098%
Standard Deviation (weight %)	-0.0024%	-0.0022%	-0.0152%
Uncertainty in the Mean (weight %)	0.0014%	0.0018%	-0.0002%
Mean Error (%)	-0.05%	0.32%	0.17%
Standard Deviation (%)	-0.04%	-0.04%	-0.26%
Uncertainty in the Mean (%)	0.02%	0.03%	0.00%
Number of Data Points	-20	-25	-28

RESULTS OF ANALYSIS OF 240-Pu DATA
1st QUARTER 2003 Calex 2

	HANFORD	LLNL	SRS
Mean error (weight %)	****	0.0223%	****
Standard Deviation (weight %)	****	0.0268%	****
Uncertainty in the Mean (weight %)	****	0.0155%	****
Mean Error (%)	****	0.18%	****
Standard Deviation (%)	****	0.22%	****
Uncertainty in the Mean (%)	****	0.13%	****
Number of Data Points	****	3	****
Number of Outliers	****	0	****
Difference from Last Quarter in:			
Mean error (weight %)	****	0.0061%	****
Standard Deviation (weight %)	****	-0.0076%	****
Uncertainty in the Mean (weight %)	****	0.0025%	****
Mean Error (%)	****	0.05%	****
Standard Deviation (%)	****	-0.06%	****
Uncertainty in the Mean (%)	****	0.02%	****
Number of Data Points	0	-4	0

RESULTS OF ANALYSIS OF 240-Pu DATA
2nd QUARTER 2003 Calex 2

	HANFORD	LLNL	SRS
Mean error (weight %)	****	0.0081%	****
Standard Deviation (weight %)	****	0.0366%	****
Uncertainty in the Mean (weight %)	****	0.0183%	****
Mean Error (%)	****	0.07%	****
Standard Deviation (%)	****	0.30%	****
Uncertainty in the Mean (%)	****	0.15%	****
Number of Data Points	****	4	****
Number of Outliers	****	0	****
Difference from Last Quarter in:			
Mean error (weight %)	****	-0.0142%	****
Standard Deviation (weight %)	****	0.0098%	****
Uncertainty in the Mean (weight %)	****	0.0028%	****
Mean Error (%)	****	-0.12%	****
Standard Deviation (%)	****	0.08%	****
Uncertainty in the Mean (%)	****	0.02%	****
Number of Data Points	0	1	0

RESULTS OF ANALYSIS OF 240-Pu DATA
3rd QUARTER 2003 Calex 2

	HANFORD	LLNL	SRS
Mean error (weight %)	****	0.0560%	****
Standard Deviation (weight %)	****	0.0386%	****
Uncertainty in the Mean (weight %)	****	0.0173%	****
Mean Error (%)	****	0.46%	****
Standard Deviation (%)	****	0.32%	****
Uncertainty in the Mean (%)	****	0.14%	****
Number of Data Points	****	5	****
Number of Outliers	****	0	****
Difference from Last Quarter in:			
Mean error (weight %)	****	0.0479%	****
Standard Deviation (weight %)	****	0.0020%	****
Uncertainty in the Mean (weight %)	****	-0.0010%	****
Mean Error (%)	****	0.39%	****
Standard Deviation (%)	****	0.02%	****
Uncertainty in the Mean (%)	****	-0.01%	****
Number of Data Points	0	1	0

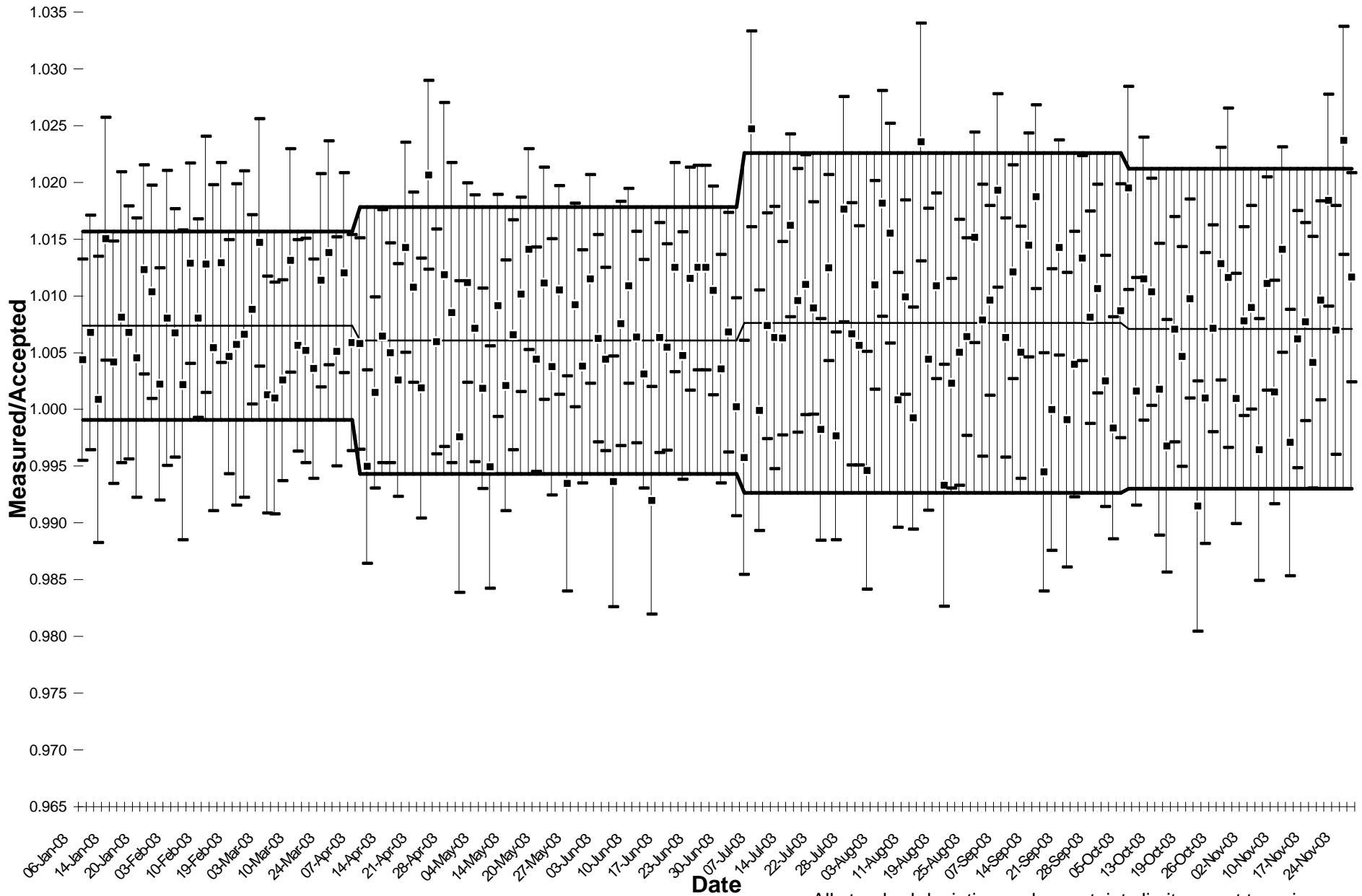
RESULTS OF ANALYSIS OF 240-Pu DATA
4th QUARTER 2003 Calex 2

	HANFORD	LLNL	SRS
Mean error (weight %)	****	-0.0332%	****
Standard Deviation (weight %)	****	0.0202%	****
Uncertainty in the Mean (weight %)	****	0.0090%	****
Mean Error (%)	****	-0.27%	****
Standard Deviation (%)	****	0.17%	****
Uncertainty in the Mean (%)	****	0.07%	****
Number of Data Points	****	5	****
Number of Outliers	****	0	****
Difference from Last Quarter in:			
Mean error (weight %)	****	-0.0892%	****
Standard Deviation (weight %)	****	-0.0184%	****
Uncertainty in the Mean (weight %)	****	-0.0082%	****
Mean Error (%)	****	-0.73%	****
Standard Deviation (%)	****	-0.15%	****
Uncertainty in the Mean (%)	****	-0.07%	****
Number of Data Points	0	0	0

HANFORD

240-Pu, Calex 1

1st Quarter 2003 - 4th Quarter 2003

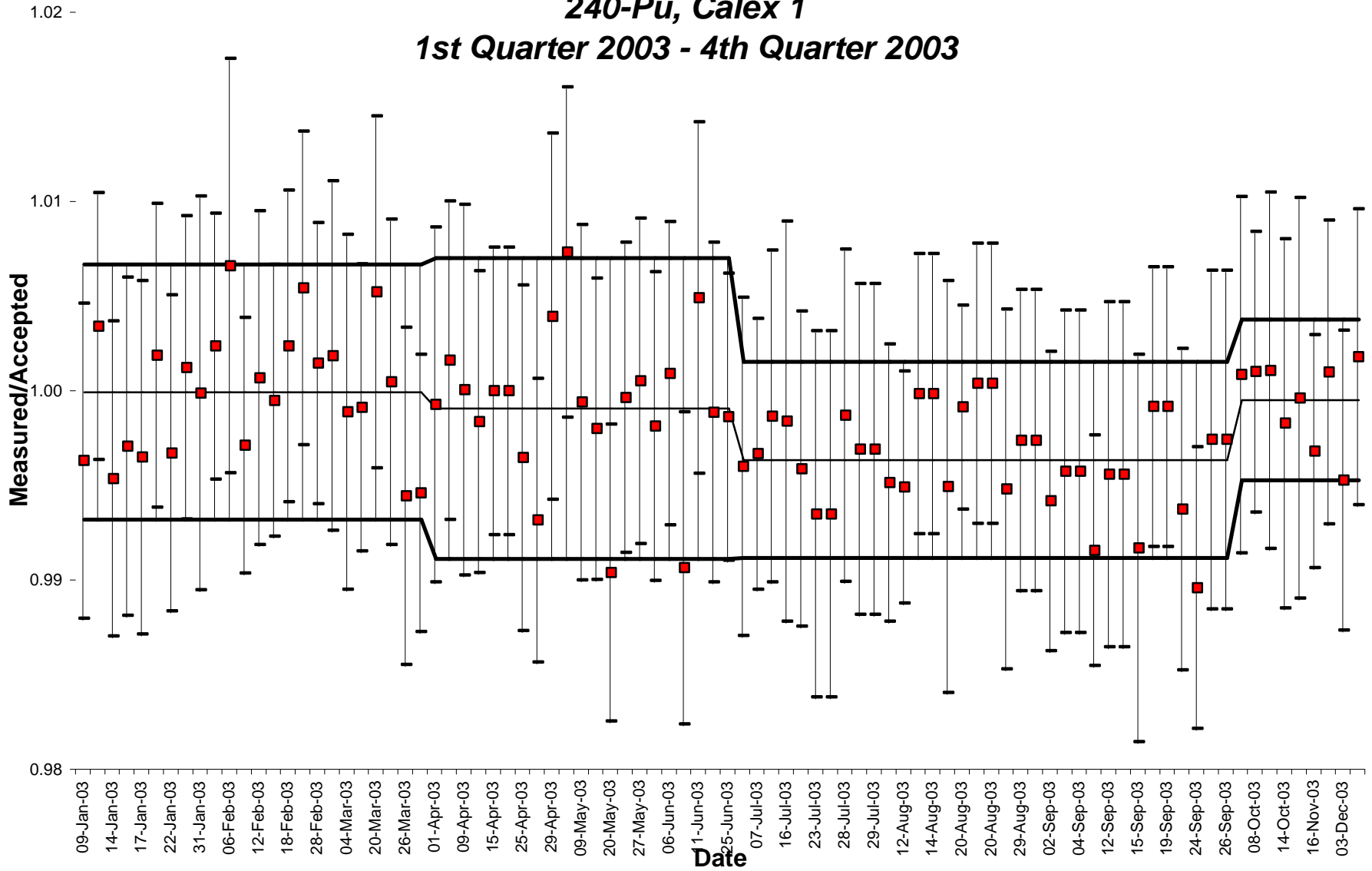


All standard deviation and uncertainty limits are at two sigma.

LAWRENCE LIVERMORE

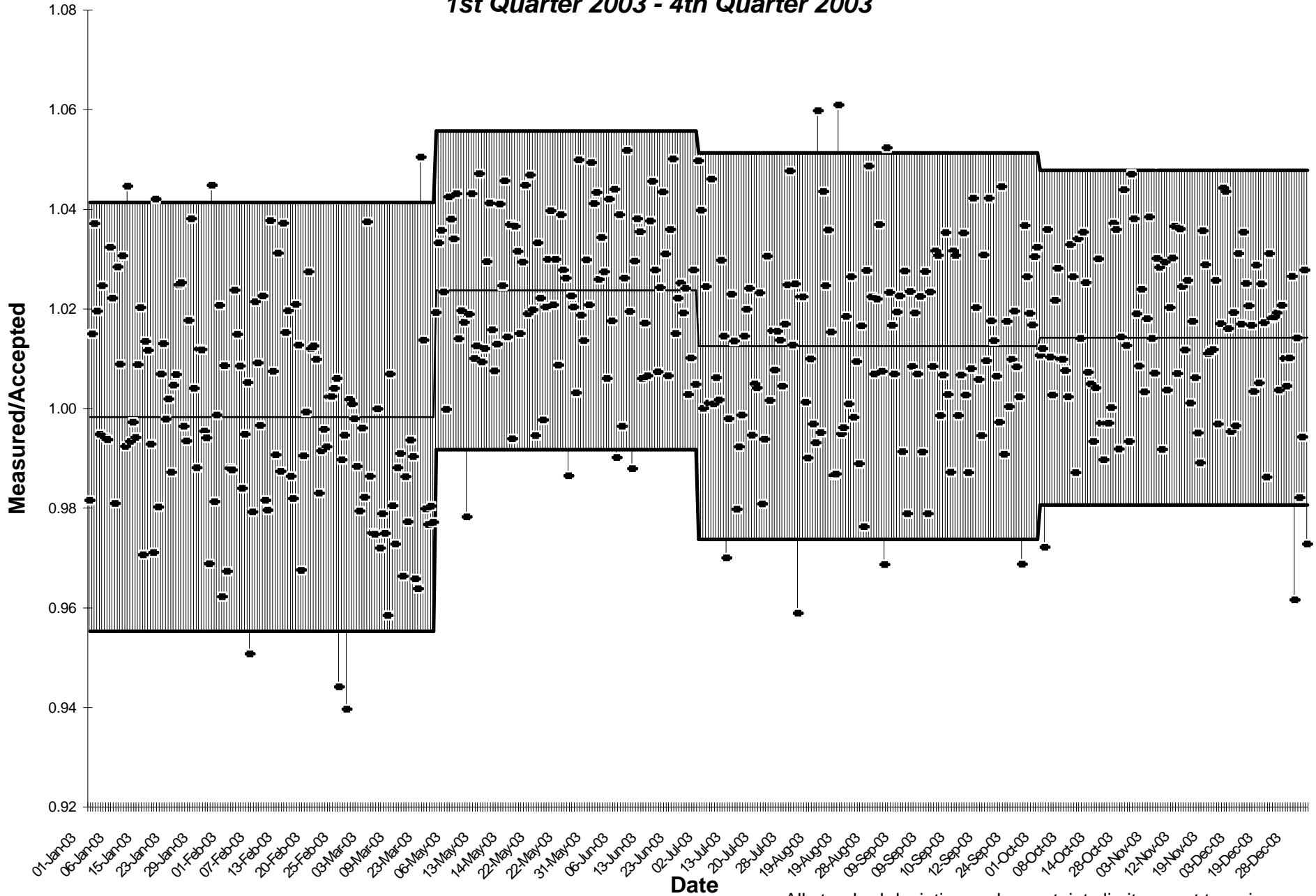
240-Pu, Calex 1

1st Quarter 2003 - 4th Quarter 2003



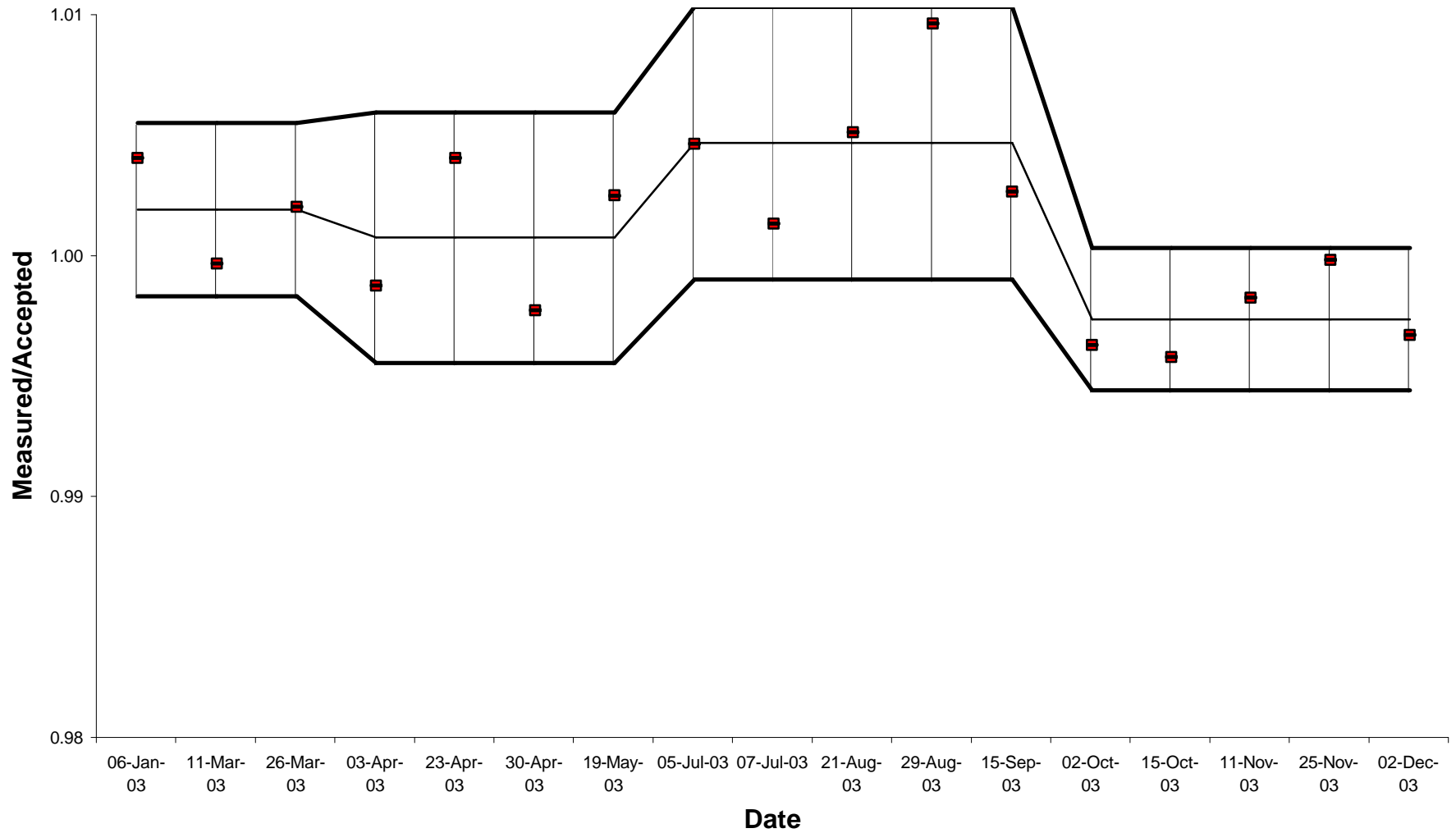
All standard deviation and uncertainty limits are at two sigma.

SAVANNAH RIVER 240-Pu, Calex 1 1st Quarter 2003 - 4th Quarter 2003



All standard deviation and uncertainty limits are at two sigma.

LAWRENCE LIVERMORE
240-Pu, Calex 2
1st Quarter 2003 - 4th Quarter 2003



All standard deviation and uncertainty limits are at two sigma.

RESULTS OF ANALYSIS OF 240-Pu DATA
2003 Calex 1

	HANFORD	LLNL	SRS
Mean error (weight %)	0.0406%	-0.0106%	0.6518%
Standard Deviation (weight %)	0.0374%	0.0208%	1.2271%
Uncertainty in the Mean (weight %)	0.0029%	0.0022%	0.0561%
Mean Error (%)	0.69%	-0.18%	1.11%
Standard Deviation (%)	0.64%	0.35%	2.09%
Uncertainty in the Mean (%)	0.05%	0.04%	0.10%
Number of Data Points	166	88	479
Number of Outliers	2	1	3

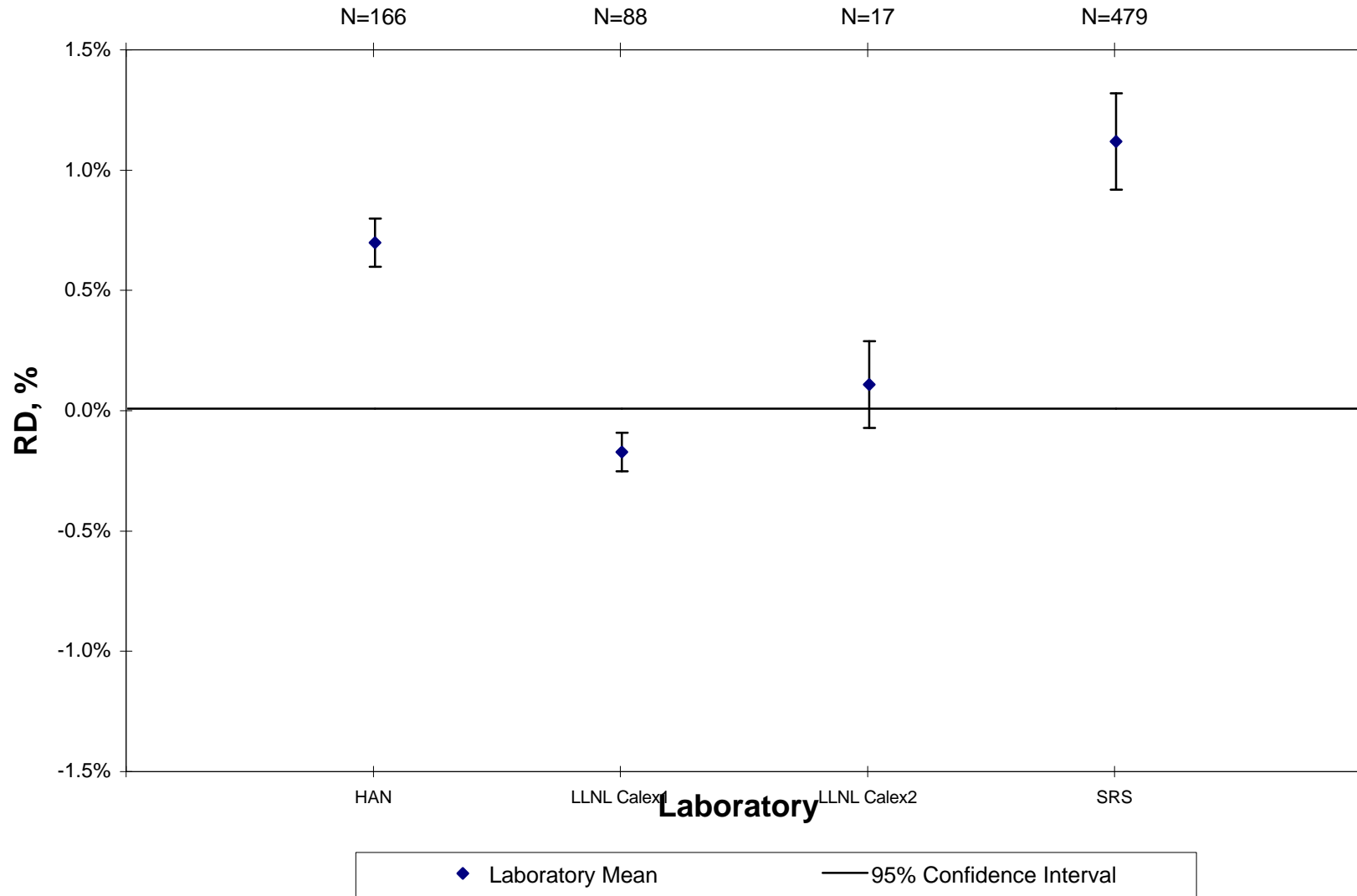
Difference from Last Year in:

Mean error (weight %)	-0.0123%	0.0028%	0.3663%
Standard Deviation (weight %)	0.0051%	-0.0012%	-0.3186%
Uncertainty in the Mean (weight %)	0.0004%	0.0001%	-0.0404%
Mean Error (%)	-0.21%	0.05%	0.63%
Standard Deviation (%)	0.09%	-0.02%	-0.54%
Uncertainty in the Mean (%)	0.01%	0.00%	-0.07%
Number of Data Points	-3	-16	222
Number of Outliers	2	1	3

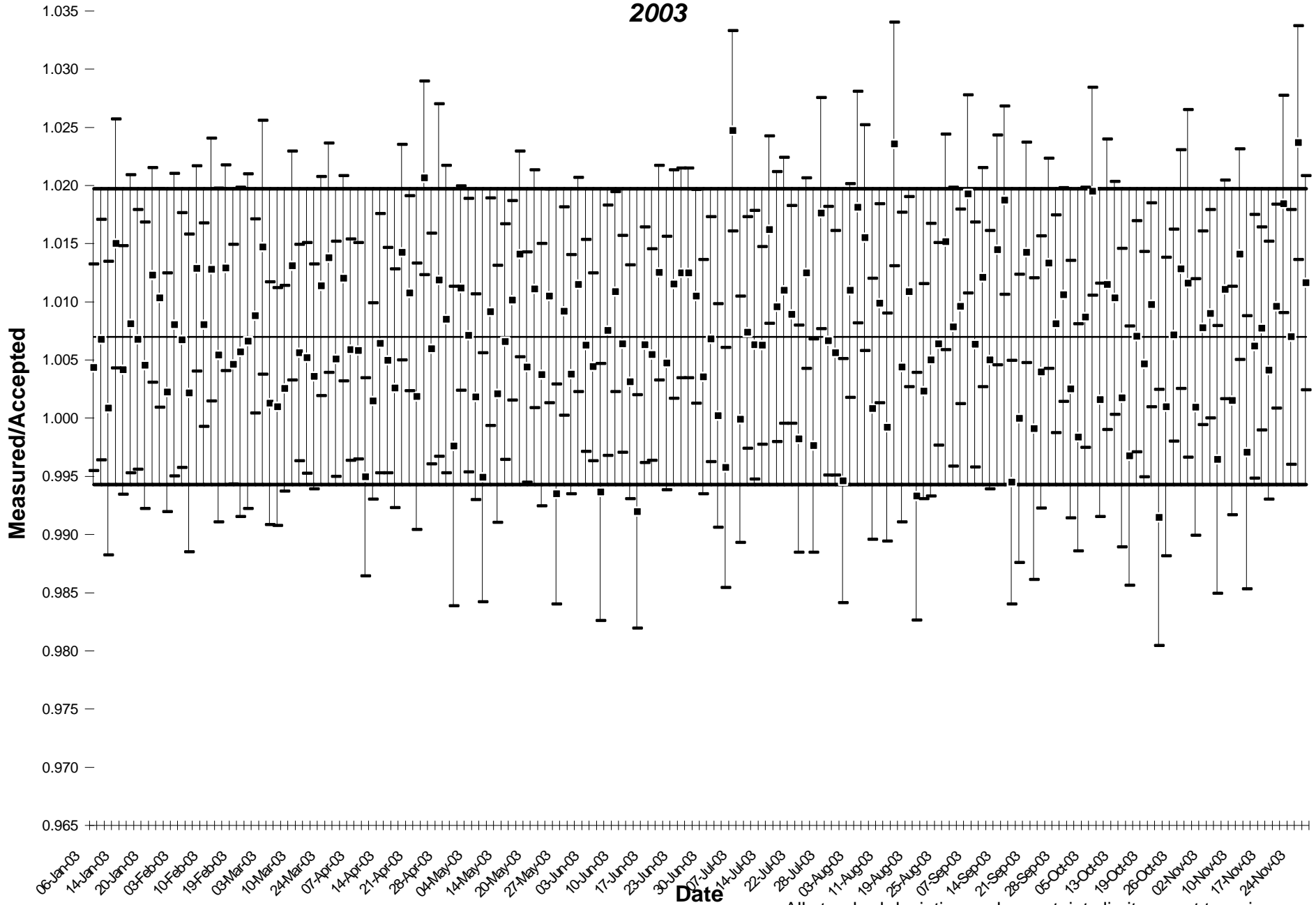
RESULTS OF ANALYSIS OF 240-Pu DATA
2003 Calex 2

	HANFORD	LLNL	SRS
Mean error (weight %)	****	0.0125%	****
Standard Deviation (weight %)	****	0.0456%	****
Uncertainty in the Mean (weight %)	****	0.0111%	****
Mean Error (%)	****	0.10%	****
Standard Deviation (%)	****	0.37%	****
Uncertainty in the Mean (%)	****	0.09%	****
Number of Data Points	****	17	****
Number of Outliers	****	0	****
Difference from Last Year in:			
Mean error (weight %)	****	-0.0210%	****
Standard Deviation (weight %)	****	0.0051%	****
Uncertainty in the Mean (weight %)	****	0.0012%	****
Mean Error (%)	****	-0.17%	****
Standard Deviation (%)	****	0.04%	****
Uncertainty in the Mean (%)	****	0.01%	****
Number of Data Points	0	0	0
Number of Outliers	0	0	0

New Brunswick Laboratory Calorimetry Exchange Program Percent ²⁴⁰Pu, 2003

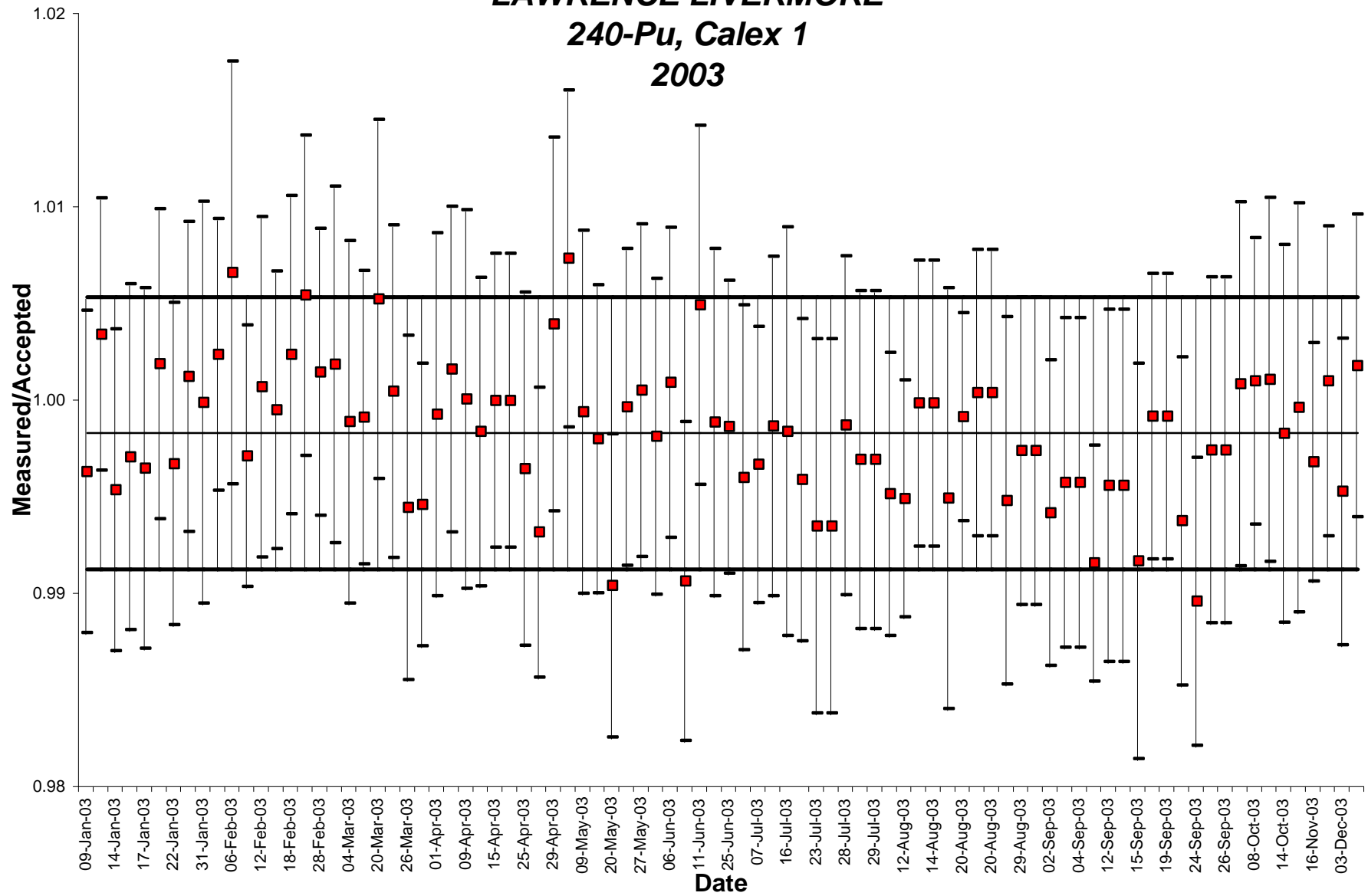


HANFORD 240-Pu, Calex 1 2003



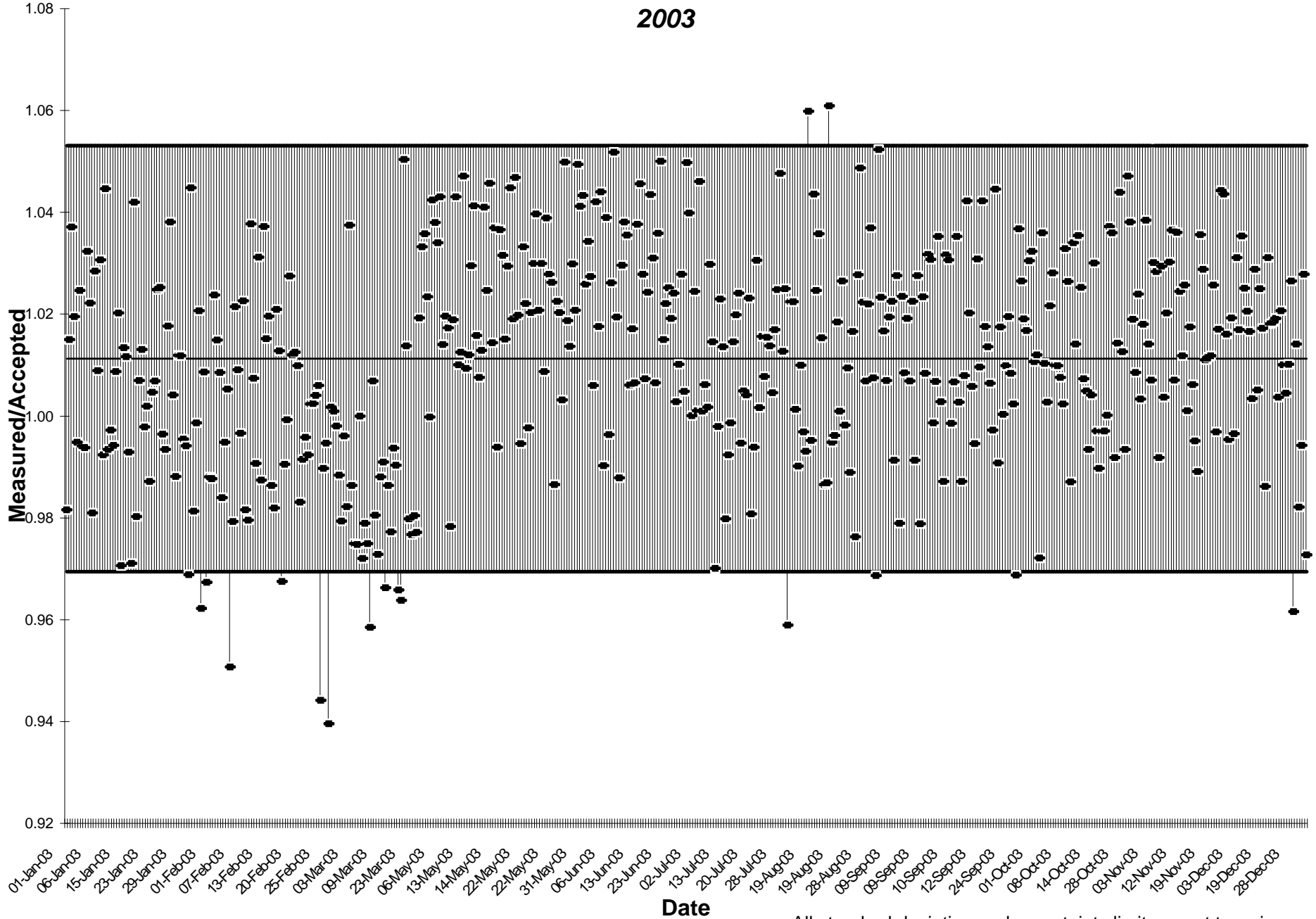
All standard deviation and uncertainty limits are at two sigma.

LAWRENCE LIVERMORE
240-Pu, Calex 1
2003



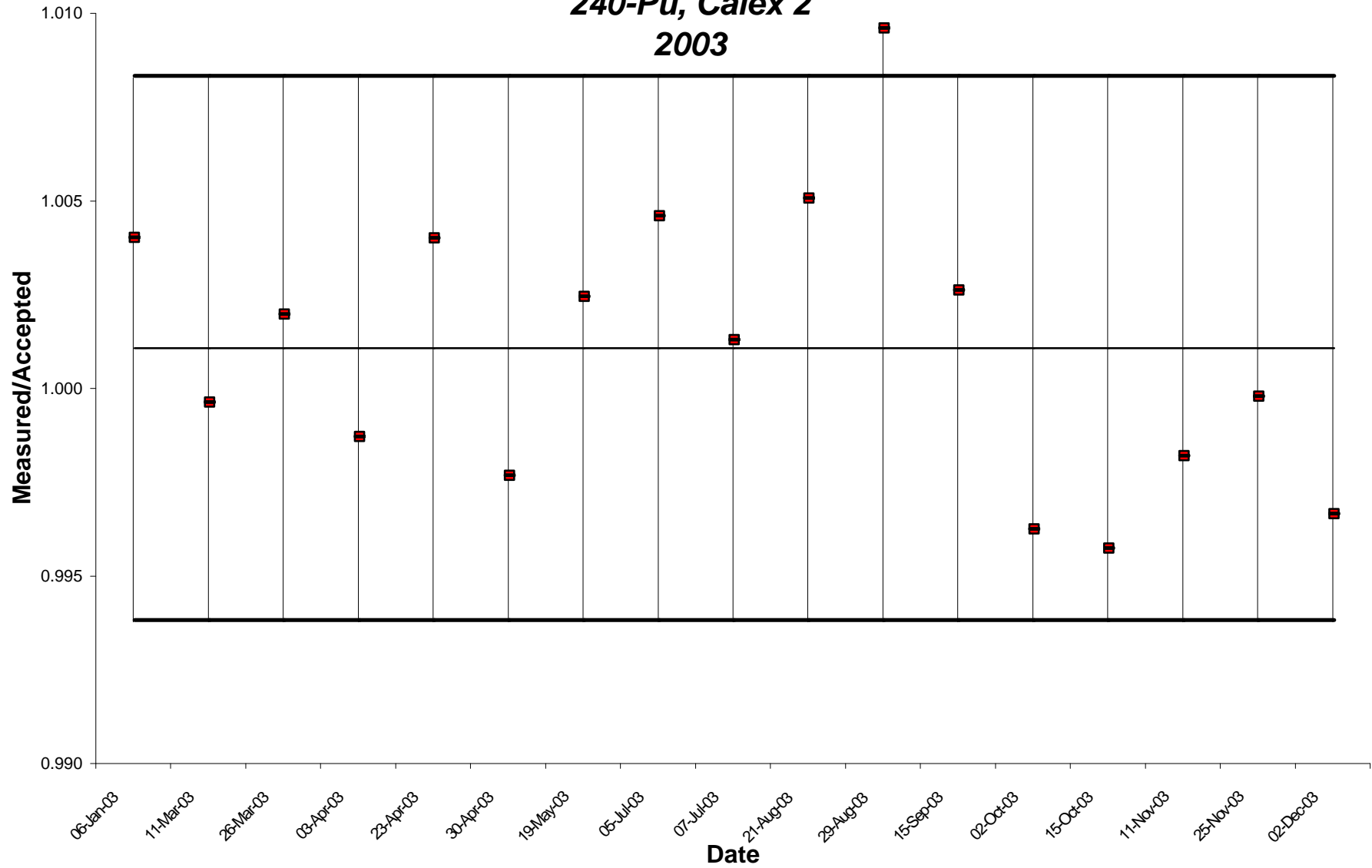
All standard deviation and uncertainty limits are at two sigma.

SAVANNAH RIVER 240-Pu, Calex 1 2003



All standard deviation and uncertainty limits are at two sigma.

LAWRENCE LIVERMORE
240-Pu, Calex 2
2003



All standard deviation and uncertainty limits are at two sigma.

WEIGHT PERCENT 240-Pu DATA

Calendar Year 2003

186

WHO : Calex 1

#	Date Measured	Instr. ID	240-Pu	Uncert. 1 STD	Accepted Weight %	Ratio M/A	Weight % Error	Percent Error
1	01/06/2003	2026	5.8860%	0.4400%	5.8609%	1.0043	0.0251%	0.43%
2	01/06/2003	2424	5.9001%	0.5100%	5.8609%	1.0067	0.0392%	0.67%
3	01/07/2003	1985	5.8655%	0.6300%	5.8609%	1.0008	0.0046%	0.08%
4	01/13/2003	2026	5.9485%	0.5200%	5.8609%	1.0149	0.0876%	1.49%
5	01/14/2003	2424	5.8848%	0.5300%	5.8609%	1.0041	0.0239%	0.41%
6	01/14/2003	1985	5.9080%	0.6300%	5.8609%	1.0080	0.0471%	0.80%
7	01/20/2003	2424	5.9001%	0.5500%	5.8609%	1.0067	0.0392%	0.67%
8	01/20/2003	1985	5.8871%	0.6100%	5.8609%	1.0045	0.0262%	0.45%
9	01/20/2003	2026	5.9326%	0.4500%	5.8609%	1.0122	0.0717%	1.22%
10	01/27/2003	2026	5.9211%	0.4600%	5.8609%	1.0103	0.0602%	1.03%
11	01/27/2003	2424	5.8735%	0.5100%	5.8609%	1.0022	0.0126%	0.22%
12	01/28/2003	1985	5.9076%	0.6400%	5.8609%	1.0080	0.0467%	0.80%
13	02/03/2003	2424	5.8998%	0.5400%	5.8609%	1.0066	0.0389%	0.66%
14	02/03/2003	1985	5.8731%	0.6800%	5.8609%	1.0021	0.0122%	0.21%
15	02/03/2003	2026	5.9359%	0.4300%	5.8609%	1.0128	0.0750%	1.28%
16	02/10/2003	2026	5.9075%	0.4300%	5.8609%	1.0080	0.0466%	0.80%
17	02/10/2003	2424	5.9353%	0.5500%	5.8609%	1.0127	0.0744%	1.27%
18	02/11/2003	1985	5.8923%	0.7100%	5.8609%	1.0054	0.0314%	0.54%
19	02/18/2003	2026	5.9362%	0.4300%	5.8609%	1.0128	0.0753%	1.28%
20	02/18/2003	2424	5.8876%	0.5100%	5.8609%	1.0046	0.0267%	0.46%
21	02/19/2003	1985	5.8939%	0.7000%	5.8609%	1.0056	0.0330%	0.56%
22	02/24/2003	1985	5.8992%	0.7100%	5.8609%	1.0065	0.0383%	0.65%
23	02/24/2003	2026	5.9120%	0.4100%	5.8609%	1.0087	0.0511%	0.87%
24	02/24/2003	2424	5.9466%	0.5300%	5.8609%	1.0146	0.0857%	1.46%
25	03/03/2003	2026	5.8680%	0.5200%	5.8609%	1.0012	0.0071%	0.12%
26	03/03/2003	2424	5.8662%	0.5100%	5.8609%	1.0009	0.0053%	0.09%
27	03/04/2003	1985	5.8755%	0.4400%	5.8609%	1.0025	0.0146%	0.25%
28	03/10/2003	1985	5.9373%	0.4800%	5.8609%	1.0130	0.0764%	1.30%
29	03/10/2003	2026	5.8934%	0.4600%	5.8609%	1.0055	0.0325%	0.55%
30	03/10/2003	2424	5.8908%	0.4900%	5.8609%	1.0051	0.0299%	0.51%
31	03/17/2003	1985	5.8814%	0.4800%	5.8609%	1.0035	0.0205%	0.35%
32	03/17/2003	2026	5.9270%	0.4600%	5.8609%	1.0113	0.0661%	1.13%
33	03/24/2003	1985	5.9413%	0.4800%	5.8609%	1.0137	0.0804%	1.37%
34	03/24/2003	2026	5.8903%	0.5000%	5.8609%	1.0050	0.0294%	0.50%
35	03/31/2003	2026	5.9309%	0.4300%	5.8609%	1.0119	0.0700%	1.19%
36	03/31/2003	1985	5.8949%	0.4700%	5.8609%	1.0058	0.0340%	0.58%
37	04/07/2003	2740	5.8944%	0.4600%	5.8609%	1.0057	0.0335%	0.57%
38	04/07/2003	1985	5.8309%	0.4300%	5.8609%	0.9949	-0.0300%	-0.51%
39	04/08/2003	2026	5.8691%	0.4200%	5.8609%	1.0014	0.0082%	0.14%
40	04/09/2003	2424	5.8981%	0.5500%	5.8609%	1.0064	0.0372%	0.64%
41	04/14/2003	1985	5.8896%	0.4800%	5.8609%	1.0049	0.0287%	0.49%
42	04/15/2003	2424	5.8755%	0.5100%	5.8609%	1.0025	0.0146%	0.25%
43	04/15/2003	2026	5.9440%	0.4500%	5.8609%	1.0142	0.0831%	1.42%
44	04/15/2003	2740	5.9234%	0.4100%	5.8609%	1.0107	0.0625%	1.07%
45	04/21/2003	2424	5.8714%	0.5700%	5.8609%	1.0018	0.0105%	0.18%
46	04/21/2003	2740	5.9815%	0.4000%	5.8609%	1.0206	0.1206%	2.06%
47	04/22/2003	1985	5.8954%	0.4900%	5.8609%	1.0059	0.0345%	0.59%
* 48	04/23/2003	2026	5.9513%	0.4200%	5.8609%	1.0154	0.0904%	1.54%

WEIGHT PERCENT 240-Pu DATA

Calendar Year 2003

187

WHO : Calex 1

#	Date Measured	Instr. ID	240-Pu	Uncert. 1 STD	Accepted Weight %	Ratio M/A	Weight % Error	Percent Error
49	04/28/2003	1985	5.9300%	0.7400%	5.8609%	1.0118	0.0691%	1.18%
50	04/28/2003	2026	5.9103%	0.6500%	5.8609%	1.0084	0.0494%	0.84%
51	04/28/2003	2424	5.8463%	0.6900%	5.8609%	0.9975	-.0146%	-0.25%
52	04/29/2003	2740	5.9259%	0.4300%	5.8609%	1.0111	0.0650%	1.11%
53	05/04/2003	1985	5.9022%	0.5800%	5.8609%	1.0071	0.0413%	0.71%
54	05/04/2003	2026	5.8712%	0.4400%	5.8609%	1.0018	0.0103%	0.18%
55	05/05/2003	2424	5.8306%	0.5400%	5.8609%	0.9948	-.0303%	-0.52%
56	05/05/2003	2740	5.9140%	0.4800%	5.8609%	1.0091	0.0531%	0.91%
57	05/12/2003	2424	5.8727%	0.5500%	5.8609%	1.0020	0.0118%	0.20%
58	05/14/2003	1985	5.8989%	0.5000%	5.8609%	1.0065	0.0380%	0.65%
59	05/14/2003	2740	5.9198%	0.4200%	5.8609%	1.0101	0.0589%	1.01%
60	05/19/2003	2740	5.9431%	0.4300%	5.8609%	1.0140	0.0822%	1.40%
61	05/19/2003	1985	5.8862%	0.4900%	5.8609%	1.0043	0.0253%	0.43%
62	05/20/2003	2740	5.9255%	0.5000%	5.8609%	1.0110	0.0646%	1.10%
63	05/20/2003	2424	5.8824%	0.5600%	5.8609%	1.0037	0.0215%	0.37%
64	05/27/2003	2026	5.9220%	0.4500%	5.8609%	1.0104	0.0611%	1.04%
65	05/27/2003	2424	5.8222%	0.4800%	5.8609%	0.9934	-.0387%	-0.66%
66	05/27/2003	2740	5.9143%	0.4400%	5.8609%	1.0091	0.0534%	0.91%
67	05/28/2003	1985	5.8826%	0.5100%	5.8609%	1.0037	0.0217%	0.37%
68	06/02/2003	2740	5.9277%	0.4500%	5.8609%	1.0114	0.0668%	1.14%
69	06/02/2003	1985	5.8971%	0.4500%	5.8609%	1.0062	0.0362%	0.62%
70	06/03/2003	2026	5.8863%	0.4000%	5.8609%	1.0043	0.0254%	0.43%
71	06/03/2003	2424	5.8232%	0.5600%	5.8609%	0.9936	-.0377%	-0.64%
72	06/09/2003	1985	5.9047%	0.5300%	5.8609%	1.0075	0.0438%	0.75%
73	06/09/2003	2740	5.9241%	0.4200%	5.8609%	1.0108	0.0632%	1.08%
74	06/10/2003	2026	5.8978%	0.4600%	5.8609%	1.0063	0.0369%	0.63%
75	06/10/2003	2424	5.8787%	0.5000%	5.8609%	1.0030	0.0178%	0.30%
76	06/16/2003	2424	5.8134%	0.5100%	5.8609%	0.9919	-.0475%	-0.81%
77	06/16/2003	1985	5.8974%	0.5000%	5.8609%	1.0062	0.0365%	0.62%
78	06/17/2003	2026	5.8925%	0.4500%	5.8609%	1.0054	0.0316%	0.54%
79	06/17/2003	2740	5.9338%	0.4500%	5.8609%	1.0124	0.0729%	1.24%
80	06/23/2003	1985	5.8882%	0.5400%	5.8609%	1.0047	0.0273%	0.47%
81	06/23/2003	2026	5.9279%	0.4800%	5.8609%	1.0114	0.0670%	1.14%
82	06/23/2003	2740	5.9336%	0.4400%	5.8609%	1.0124	0.0727%	1.24%
83	06/23/2003	2740	5.9336%	0.4400%	5.8609%	1.0124	0.0727%	1.24%
84	06/29/2003	2740	5.9218%	0.4500%	5.8609%	1.0104	0.0609%	1.04%
85	06/29/2003	2026	5.8813%	0.5000%	5.8609%	1.0035	0.0204%	0.35%
86	06/30/2003	1985	5.9002%	0.5200%	5.8609%	1.0067	0.0393%	0.67%
87	06/30/2003	2424	5.8617%	0.4800%	5.8609%	1.0001	0.0008%	0.01%
88	07/07/2003	2424	5.8355%	0.5200%	5.8609%	0.9957	-.0254%	-0.43%
89	07/07/2003	2740	6.0052%	0.4100%	5.8609%	1.0246	0.1443%	2.46%
90	07/07/2003	1985	5.8598%	0.5300%	5.8609%	0.9998	-.0011%	-0.02%
91	07/07/2003	2026	5.9036%	0.4900%	5.8609%	1.0073	0.0427%	0.73%
92	07/14/2003	1985	5.8974%	0.5700%	5.8609%	1.0062	0.0365%	0.62%
93	07/14/2003	2026	5.8971%	0.4200%	5.8609%	1.0062	0.0362%	0.62%
94	07/14/2003	2740	5.9553%	0.3900%	5.8609%	1.0161	0.0944%	1.61%
95	07/15/2003	2424	5.9166%	0.5700%	5.8609%	1.0095	0.0557%	0.95%
96	07/21/2003	1985	5.9248%	0.5600%	5.8609%	1.0109	0.0639%	1.09%

WEIGHT PERCENT 240-Pu DATA

Calendar Year 2003

188

WHO : Calex 1

#	Date Measured	Instr. ID	240-Pu	Uncert. 1 STD	Accepted Weight %	Ratio M/A	Weight % Error	Percent Error
97	07/21/2003	2026	5.9127%	0.4600%	5.8609%	1.0088	0.0518%	0.88%
98	07/22/2003	2424	5.8500%	0.4900%	5.8609%	0.9981	-0.0109%	-0.19%
99	07/23/2003	2740	5.9335%	0.4000%	5.8609%	1.0124	0.0726%	1.24%
100	07/27/2003	2424	5.8466%	0.4600%	5.8609%	0.9976	-0.0143%	-0.24%
101	07/27/2003	2740	5.9637%	0.4800%	5.8609%	1.0175	0.1028%	1.75%
102	07/28/2003	1985	5.8994%	0.5700%	5.8609%	1.0066	0.0385%	0.66%
103	07/28/2003	2026	5.8934%	0.5200%	5.8609%	1.0056	0.0325%	0.56%
104	08/03/2003	1985	5.8289%	0.5300%	5.8609%	0.9945	-0.0320%	-0.55%
105	08/03/2003	2026	5.9247%	0.4500%	5.8609%	1.0109	0.0639%	1.09%
106	08/03/2003	2740	5.9667%	0.4800%	5.8609%	1.0181	0.1059%	1.81%
* 107	08/03/2003	2424	5.8146%	0.5600%	5.8609%	0.9921	-0.0463%	-0.79%
108	08/10/2003	2026	5.9513%	0.4700%	5.8608%	1.0154	0.0905%	1.54%
109	08/10/2003	1985	5.8652%	0.5600%	5.8608%	1.0007	0.0044%	0.07%
110	08/10/2003	2740	5.9183%	0.4200%	5.8608%	1.0098	0.0575%	0.98%
111	08/11/2003	2424	5.8559%	0.4900%	5.8608%	0.9992	-0.0049%	-0.08%
112	08/18/2003	2026	5.9985%	0.5000%	5.8608%	1.0235	0.1377%	2.35%
113	08/18/2003	1985	5.8862%	0.6600%	5.8608%	1.0043	0.0254%	0.43%
114	08/18/2003	2740	5.9242%	0.4000%	5.8608%	1.0108	0.0634%	1.08%
115	08/19/2003	2424	5.8211%	0.5400%	5.8608%	0.9932	-0.0397%	-0.68%
116	08/24/2003	2424	5.8739%	0.4600%	5.8608%	1.0022	0.0131%	0.22%
117	08/25/2003	1985	5.8898%	0.5800%	5.8608%	1.0049	0.0290%	0.49%
118	08/25/2003	2026	5.8979%	0.4300%	5.8608%	1.0063	0.0371%	0.63%
119	08/25/2003	2740	5.9492%	0.4500%	5.8608%	1.0151	0.0884%	1.51%
120	09/02/2003	1985	5.9064%	0.5900%	5.8608%	1.0078	0.0456%	0.78%
121	09/02/2003	2026	5.9167%	0.4100%	5.8608%	1.0095	0.0559%	0.95%
122	09/02/2003	2740	5.9734%	0.4100%	5.8608%	1.0192	0.1126%	1.92%
123	09/07/2003	1985	5.8975%	0.5200%	5.8608%	1.0063	0.0367%	0.63%
124	09/07/2003	2026	5.9314%	0.4600%	5.8608%	1.0120	0.0706%	1.20%
125	09/07/2003	2424	5.8898%	0.5500%	5.8608%	1.0049	0.0290%	0.49%
126	09/07/2003	2740	5.9452%	0.4800%	5.8608%	1.0144	0.0844%	1.44%
127	09/14/2003	2740	5.9701%	0.3900%	5.8608%	1.0186	0.1093%	1.86%
128	09/14/2003	2424	5.8281%	0.5300%	5.8608%	0.9944	-0.0327%	-0.56%
129	09/15/2003	1985	5.8603%	0.6200%	5.8608%	0.9999	-0.0005%	-0.01%
130	09/15/2003	2026	5.9439%	0.4600%	5.8608%	1.0142	0.0831%	1.42%
131	09/21/2003	1985	5.8551%	0.6500%	5.8608%	0.9990	-0.0057%	-0.10%
132	09/21/2003	2424	5.8837%	0.5800%	5.8608%	1.0039	0.0229%	0.39%
133	09/21/2003	2740	5.9384%	0.4400%	5.8608%	1.0132	0.0776%	1.32%
134	09/22/2003	2026	5.9079%	0.4600%	5.8608%	1.0080	0.0471%	0.80%
135	09/28/2003	2026	5.9226%	0.4500%	5.8608%	1.0105	0.0618%	1.05%
136	09/28/2003	2740	5.8750%	0.5500%	5.8608%	1.0024	0.0142%	0.24%
137	09/28/2003	2424	5.8508%	0.4900%	5.8608%	0.9983	-0.0100%	-0.17%
138	09/29/2003	1985	5.9112%	0.5500%	5.8608%	1.0086	0.0504%	0.86%
139	10/05/2003	2740	5.9747%	0.4300%	5.8608%	1.0194	0.1139%	1.94%
140	10/05/2003	2424	5.8697%	0.5000%	5.8608%	1.0015	0.0089%	0.15%
141	10/06/2003	1985	5.9278%	0.6100%	5.8608%	1.0114	0.0670%	1.14%
142	10/06/2003	2026	5.9210%	0.4900%	5.8608%	1.0103	0.0602%	1.03%
143	10/13/2003	1985	5.8707%	0.6400%	5.8608%	1.0017	0.0099%	0.17%
144	10/13/2003	2424	5.8415%	0.5600%	5.8608%	0.9967	-0.0193%	-0.33%

WEIGHT PERCENT 240-Pu DATA

Calendar Year 2003

189

WHO : Calex 1

#	Date Measured	Instr. ID	240-Pu	Uncert. 1 STD	Accepted Weight %	Ratio M/A	Weight % Error	Percent Error
145	10/13/2003	2740	5.9017%	0.4900%	5.8608%	1.0070	0.0409%	0.70%
146	10/14/2003	2026	5.8876%	0.4800%	5.8608%	1.0046	0.0268%	0.46%
147	10/19/2003	2740	5.9175%	0.4300%	5.8608%	1.0097	0.0567%	0.97%
148	10/19/2003	2424	5.8104%	0.5600%	5.8608%	0.9914	-0.0504%	-0.86%
149	10/20/2003	1985	5.8662%	0.6400%	5.8608%	1.0009	0.0054%	0.09%
150	10/20/2003	2026	5.9022%	0.4500%	5.8608%	1.0071	0.0414%	0.71%
151	10/26/2003	2740	5.9355%	0.5000%	5.8608%	1.0127	0.0747%	1.27%
152	10/26/2003	2424	5.9283%	0.7300%	5.8608%	1.0115	0.0675%	1.15%
153	10/27/2003	1985	5.8660%	0.5500%	5.8608%	1.0009	0.0052%	0.09%
154	10/27/2003	2026	5.9059%	0.4100%	5.8608%	1.0077	0.0451%	0.77%
155	11/02/2003	2026	5.9130%	0.4400%	5.8608%	1.0089	0.0522%	0.89%
156	11/02/2003	2424	5.8396%	0.5800%	5.8608%	0.9964	-0.0212%	-0.36%
157	11/03/2003	2740	5.9253%	0.4600%	5.8608%	1.0110	0.0645%	1.10%
158	11/03/2003	1985	5.8693%	0.4900%	5.8608%	1.0014	0.0085%	0.14%
159	11/10/2003	2740	5.9429%	0.4400%	5.8608%	1.0140	0.0821%	1.40%
160	11/10/2003	2424	5.8432%	0.5900%	5.8608%	0.9970	-0.0176%	-0.30%
161	11/11/2003	1985	5.8966%	0.5600%	5.8608%	1.0061	0.0358%	0.61%
162	11/11/2003	2026	5.9056%	0.4300%	5.8608%	1.0076	0.0448%	0.76%
163	11/17/2003	1985	5.8846%	0.5500%	5.8608%	1.0041	0.0238%	0.41%
164	11/17/2003	2026	5.9167%	0.4300%	5.8608%	1.0095	0.0559%	0.95%
165	11/18/2003	2740	5.9683%	0.4500%	5.8608%	1.0183	0.1075%	1.83%
166	11/24/2003	1985	5.9013%	0.5400%	5.8608%	1.0069	0.0405%	0.69%
167	11/24/2003	2740	5.9992%	0.4800%	5.8608%	1.0236	0.1384%	2.36%
168	11/24/2003	2026	5.9286%	0.4500%	5.8608%	1.0116	0.0678%	1.16%

Statistical outliers are in bold *, and are not included in graphs and tables.

Mean Error:

0.0406%

0.69%

Standard Deviation:

0.0374%

0.64%

WEIGHT PERCENT 240-Pu DATA

Calendar Year 2003

190

LLNL : Calex 1

#	Date Measured	Instr. ID	240-Pu	Uncert. 1 STD	Accepted Weight %	Ratio M/A	Weight % Error	Percent Error
1	01/09/2003	3a	5.8386%	0.4200%	5.8609%	0.9962	-.0223%	-0.38%
2	01/13/2003	1	5.8803%	0.3500%	5.8609%	1.0033	0.0194%	0.33%
3	01/14/2003	3a	5.8331%	0.4200%	5.8609%	0.9953	-.0278%	-0.47%
4	01/16/2003	2	5.8431%	0.4500%	5.8609%	0.9970	-.0178%	-0.30%
5	01/17/2003	3a	5.8397%	0.4700%	5.8609%	0.9964	-.0212%	-0.36%
6	01/21/2003	1	5.8713%	0.4000%	5.8609%	1.0018	0.0104%	0.18%
7	01/22/2003	3a	5.8410%	0.4200%	5.8609%	0.9966	-.0199%	-0.34%
8	01/29/2003	3a	5.8675%	0.4000%	5.8609%	1.0011	0.0066%	0.11%
9	01/31/2003	2	5.8596%	0.5200%	5.8609%	0.9998	-.0013%	-0.02%
10	02/04/2003	1	5.8741%	0.3500%	5.8609%	1.0023	0.0132%	0.23%
11	02/06/2003	3a	5.8990%	0.5400%	5.8609%	1.0065	0.0381%	0.65%
12	02/10/2003	1	5.8434%	0.3400%	5.8609%	0.9970	-.0175%	-0.30%
13	02/12/2003	3a	5.8643%	0.4400%	5.8609%	1.0006	0.0034%	0.06%
14	02/18/2003	1	5.8573%	0.3600%	5.8609%	0.9994	-.0036%	-0.06%
15	02/18/2003	3a	5.8741%	0.4100%	5.8609%	1.0023	0.0132%	0.23%
16	02/24/2003	3a	5.8921%	0.4100%	5.8609%	1.0053	0.0312%	0.53%
17	02/28/2003	1	5.8688%	0.3700%	5.8609%	1.0013	0.0079%	0.13%
18	02/28/2003	3a	5.8711%	0.4600%	5.8609%	1.0017	0.0102%	0.17%
19	03/04/2003	2	5.8537%	0.4700%	5.8609%	0.9988	-.0072%	-0.12%
20	03/04/2003	3a	5.8551%	0.3800%	5.8609%	0.9990	-.0058%	-0.10%
21	03/20/2003	2	5.8909%	0.4600%	5.8609%	1.0051	0.0300%	0.51%
22	03/26/2003	2	5.8630%	0.4300%	5.8609%	1.0004	0.0021%	0.04%
23	03/26/2003	3a	5.8277%	0.4500%	5.8609%	0.9943	-.0332%	-0.57%
24	03/27/2003	1	5.8286%	0.3700%	5.8609%	0.9945	-.0323%	-0.55%
25	04/01/2003	3A	5.8560%	0.4700%	5.8609%	0.9992	-.0049%	-0.08%
26	04/03/2003	3A	5.8697%	0.4200%	5.8609%	1.0015	0.0088%	0.15%
27	04/09/2003	2	5.8606%	0.4900%	5.8609%	1.0000	-.0003%	0.00%
28	04/11/2003	3A	5.8507%	0.4000%	5.8609%	0.9983	-.0102%	-0.17%
29	04/15/2003	1	5.8602%	0.3800%	5.8609%	0.9999	-.0007%	-0.01%
30	04/15/2003	1	5.8602%	0.3800%	5.8609%	0.9999	-.0007%	-0.01%
31	04/25/2003	3A	5.8395%	0.4600%	5.8609%	0.9964	-.0214%	-0.36%
32	04/28/2003	1	5.8202%	0.3800%	5.8609%	0.9931	-.0407%	-0.69%
33	04/29/2003	2	5.8833%	0.4800%	5.8609%	1.0038	0.0224%	0.38%
34	05/05/2003	3A	5.9032%	0.4300%	5.8609%	1.0072	0.0423%	0.72%
35	05/09/2003	3A	5.8567%	0.4700%	5.8609%	0.9993	-.0042%	-0.07%
36	05/15/2003	1	5.8485%	0.4000%	5.8609%	0.9979	-.0124%	-0.21%
37	05/20/2003	2	5.8040%	0.4000%	5.8609%	0.9903	-.0569%	-0.97%
38	05/21/2003	3A	5.8582%	0.4100%	5.8609%	0.9995	-.0027%	-0.05%
39	05/27/2003	3A	5.8633%	0.4300%	5.8609%	1.0004	0.0024%	0.04%
40	06/04/2003	1	5.8493%	0.4100%	5.8609%	0.9980	-.0116%	-0.20%
41	06/06/2003	3A	5.8656%	0.4000%	5.8609%	1.0008	0.0047%	0.08%
42	06/11/2003	1	5.8054%	0.4200%	5.8609%	0.9905	-.0555%	-0.95%
43	06/11/2003	3A	5.8891%	0.4600%	5.8609%	1.0048	0.0282%	0.48%
* 44	06/16/2003	2	5.8646%	0.4100%	5.8609%	1.0006	0.0037%	0.06%
45	06/18/2003	3A	5.8536%	0.4500%	5.8609%	0.9988	-.0073%	-0.12%
46	06/25/2003	3A	5.8522%	0.3800%	5.8609%	0.9985	-.0087%	-0.15%
47	07/02/2003	3A	5.8368%	0.4500%	5.8609%	0.9959	-.0241%	-0.41%
48	07/07/2003	1	5.8407%	0.3600%	5.8609%	0.9966	-.0202%	-0.34%

WEIGHT PERCENT 240-Pu DATA

Calendar Year 2003

191

LLNL : Calex 1

#	Date Measured	Instr. ID	240-Pu	Uncert. 1 STD	Accepted Weight %	Ratio M/A	Weight % Error	Percent Error
49	07/08/2003	3A	5.8524%	0.4400%	5.8609%	0.9986	-.0085%	-0.14%
50	07/16/2003	3A	5.8508%	0.5300%	5.8609%	0.9983	-.0101%	-0.17%
51	07/21/2003	1	5.8361%	0.4200%	5.8609%	0.9958	-.0248%	-0.42%
52	07/23/2003	3A	5.8221%	0.4900%	5.8609%	0.9934	-.0388%	-0.66%
53	07/23/2003	3A	5.8221%	0.4900%	5.8609%	0.9934	-.0388%	-0.66%
54	07/28/2003	1	5.8526%	0.4400%	5.8609%	0.9986	-.0083%	-0.14%
55	07/29/2003	3A	5.8422%	0.4400%	5.8609%	0.9968	-.0187%	-0.32%
56	07/29/2003	3A	5.8422%	0.4400%	5.8609%	0.9968	-.0187%	-0.32%
57	08/04/2003	2	5.8318%	0.3700%	5.8609%	0.9950	-.0291%	-0.50%
58	08/12/2003	1	5.8304%	0.3100%	5.8608%	0.9948	-.0304%	-0.52%
59	08/14/2003	3A	5.8593%	0.3700%	5.8608%	0.9997	-.0015%	-0.03%
60	08/14/2003	3A	5.8593%	0.3700%	5.8608%	0.9997	-.0015%	-0.03%
61	08/15/2003	2	5.8305%	0.5500%	5.8608%	0.9948	-.0303%	-0.52%
62	08/20/2003	1	5.8552%	0.2700%	5.8608%	0.9990	-.0056%	-0.10%
63	08/20/2003	3A	5.8625%	0.3700%	5.8608%	1.0003	0.0017%	0.03%
64	08/20/2003	3A	5.8625%	0.3700%	5.8608%	1.0003	0.0017%	0.03%
65	08/27/2003	2	5.8298%	0.4800%	5.8608%	0.9947	-.0310%	-0.53%
66	08/29/2003	3A	5.8449%	0.4000%	5.8608%	0.9973	-.0159%	-0.27%
67	08/29/2003	3A	5.8449%	0.4000%	5.8608%	0.9973	-.0159%	-0.27%
68	09/02/2003	1	5.8261%	0.4000%	5.8608%	0.9941	-.0347%	-0.59%
69	09/04/2003	3A	5.8353%	0.4300%	5.8608%	0.9956	-.0255%	-0.44%
70	09/04/2003	3A	5.8353%	0.4300%	5.8608%	0.9956	-.0255%	-0.44%
71	09/08/2003	1	5.8108%	0.3100%	5.8608%	0.9915	-.0500%	-0.85%
72	09/12/2003	3A	5.8344%	0.4600%	5.8608%	0.9955	-.0264%	-0.45%
73	09/12/2003	3A	5.8344%	0.4600%	5.8608%	0.9955	-.0264%	-0.45%
74	09/15/2003	1	5.8115%	0.5200%	5.8608%	0.9916	-.0493%	-0.84%
75	09/19/2003	3A	5.8553%	0.3700%	5.8608%	0.9991	-.0055%	-0.09%
76	09/19/2003	3A	5.8553%	0.3700%	5.8608%	0.9991	-.0055%	-0.09%
77	09/24/2003	1	5.8236%	0.4300%	5.8608%	0.9936	-.0372%	-0.64%
78	09/24/2003	2	5.7992%	0.3800%	5.8608%	0.9895	-.0616%	-1.05%
79	09/26/2003	3A	5.8451%	0.4500%	5.8608%	0.9973	-.0157%	-0.27%
80	09/26/2003	3A	5.8451%	0.4500%	5.8608%	0.9973	-.0157%	-0.27%
81	10/01/2003	3A	5.8652%	0.4700%	5.8608%	1.0007	0.0044%	0.07%
82	10/08/2003	3A	5.8661%	0.3700%	5.8608%	1.0009	0.0053%	0.09%
83	10/10/2003	3A	5.8665%	0.4700%	5.8608%	1.0010	0.0057%	0.10%
84	10/14/2003	3A	5.8501%	0.4900%	5.8608%	0.9982	-.0107%	-0.18%
85	10/21/2003	3A	5.8580%	0.5300%	5.8608%	0.9995	-.0028%	-0.05%
86	11/16/2003	3A	5.8415%	0.3100%	5.8608%	0.9967	-.0193%	-0.33%
87	11/24/2003	3A	5.8660%	0.4000%	5.8608%	1.0009	0.0052%	0.09%
88	12/03/2003	3A	5.8325%	0.4000%	5.8608%	0.9952	-.0283%	-0.48%
89	12/11/2003	3A	5.8707%	0.3900%	5.8608%	1.0017	0.0099%	0.17%

Statistical outliers are in bold *, and are not included in graphs and tables.

Mean Error:

-0.0106%

-0.18%

Standard Deviation:

0.0208%

0.35%

WEIGHT PERCENT 240-Pu DATA

Calendar Year 2003

192

LLNL : Calex 2

#	Date Measured	Instr. ID	240-Pu	Uncert. 1 STD	Accepted Weight %	Ratio M/A	Weight % Error	Percent Error
1	01/06/2003	3A	12.2506%	0.0000%	12.2022%	1.0040	0.0484%	0.40%
2	03/11/2003	2	12.1976%	0.0000%	12.2028%	0.9996	-0.0052%	-0.04%
3	03/26/2003	3	12.2264%	0.0000%	12.2029%	1.0019	0.0235%	0.19%
4	04/03/2003	3A	12.1867%	0.0000%	12.2030%	0.9987	-0.0163%	-0.13%
5	04/23/2003	3A	12.2514%	0.0000%	12.2032%	1.0040	0.0482%	0.40%
6	04/30/2003	3A	12.1743%	0.0000%	12.2032%	0.9976	-0.0289%	-0.24%
7	05/19/2003	3A	12.2327%	0.0000%	12.2034%	1.0024	0.0293%	0.24%
8	07/05/2003	3A	12.2593%	0.0000%	12.2038%	1.0045	0.0555%	0.45%
9	07/07/2003	3A	12.2190%	0.0000%	12.2038%	1.0012	0.0152%	0.12%
10	08/21/2003	3A	12.2655%	0.0000%	12.2042%	1.0050	0.0613%	0.50%
11	08/29/2003	3A	12.3209%	0.0000%	12.2043%	1.0096	0.1166%	0.96%
12	09/15/2003	3A	12.2359%	0.0000%	12.2045%	1.0026	0.0314%	0.26%
13	10/02/2003	3A	12.1582%	0.0000%	12.2046%	0.9962	-0.0464%	-0.38%
14	10/15/2003	3A	12.1521%	0.0000%	12.2047%	0.9957	-0.0526%	-0.43%
15	11/11/2003	3A	12.1825%	0.0000%	12.2050%	0.9982	-0.0225%	-0.18%
16	11/25/2003	3A	12.2019%	0.0000%	12.2051%	0.9997	-0.0032%	-0.03%
17	12/02/2003	3A	12.1638%	0.0000%	12.2052%	0.9966	-0.0414%	-0.34%

Statistical outliers are in bold *, and are not included in graphs and tables.

Mean Error:	0.0125%	0.10%
Standard Deviation:	0.0456%	0.37%

WEIGHT PERCENT 240-Pu DATA

Calendar Year 2003

193

SRS : Calex 1

#	Date Measured	Instr. ID	240-Pu	Uncert. 1 STD	Accepted Weight %	Ratio M/A	Weight % Error	Percent Error
1	01/01/2003	1	5.7516%	0.0000%	5.8609%	0.9814	-.1093%	-1.86%
2	01/01/2003	1	5.9476%	0.0000%	5.8609%	1.0148	0.0867%	1.48%
3	01/02/2003	1	6.0771%	0.0000%	5.8609%	1.0369	0.2162%	3.69%
4	01/02/2003	1	5.9744%	0.0000%	5.8609%	1.0194	0.1135%	1.94%
5	01/03/2003	1	5.8296%	0.0000%	5.8609%	0.9947	-.0313%	-0.53%
6	01/03/2003	1	6.0041%	0.0000%	5.8609%	1.0244	0.1432%	2.44%
7	01/04/2003	1	5.8255%	0.0000%	5.8609%	0.9940	-.0354%	-0.60%
8	01/04/2003	1	5.8231%	0.0000%	5.8609%	0.9935	-.0378%	-0.65%
9	01/05/2003	1	6.0492%	0.0000%	5.8609%	1.0321	0.1883%	3.21%
10	01/05/2003	1	5.9895%	0.0000%	5.8609%	1.0219	0.1286%	2.19%
11	01/06/2003	1	5.7481%	0.0000%	5.8609%	0.9808	-.1128%	-1.92%
12	01/06/2003	1	6.0265%	0.0000%	5.8609%	1.0283	0.1656%	2.83%
13	01/07/2003	1	5.9118%	0.0000%	5.8609%	1.0087	0.0509%	0.87%
14	01/08/2003	1	6.0395%	0.0000%	5.8609%	1.0305	0.1786%	3.05%
15	01/09/2003	1	5.8152%	0.0000%	5.8609%	0.9922	-.0457%	-0.78%
16	01/10/2003	1	6.1214%	0.0000%	5.8609%	1.0444	0.2605%	4.44%
17	01/10/2003	1	5.8210%	0.0000%	5.8609%	0.9932	-.0399%	-0.68%
18	01/11/2003	1	5.8437%	0.0000%	5.8609%	0.9971	-.0172%	-0.29%
19	01/11/2003	1	5.8259%	0.0000%	5.8609%	0.9940	-.0350%	-0.60%
20	01/12/2003	1	5.9112%	0.0000%	5.8609%	1.0086	0.0503%	0.86%
21	01/12/2003	1	5.9783%	0.0000%	5.8609%	1.0200	0.1174%	2.00%
22	01/13/2003	1	5.6875%	0.0000%	5.8609%	0.9704	-.1734%	-2.96%
23	01/15/2003	1	5.9386%	0.0000%	5.8609%	1.0133	0.0777%	1.33%
24	01/16/2003	1	5.9282%	0.0000%	5.8609%	1.0115	0.0673%	1.15%
25	01/19/2003	1	5.8180%	0.0000%	5.8609%	0.9927	-.0429%	-0.73%
26	01/19/2003	1	5.6903%	0.0000%	5.8609%	0.9709	-.1706%	-2.91%
27	01/20/2003	1	6.1060%	0.0000%	5.8609%	1.0418	0.2451%	4.18%
28	01/21/2003	1	5.7439%	0.0000%	5.8609%	0.9800	-.1170%	-2.00%
29	01/21/2003	1	5.9004%	0.0000%	5.8609%	1.0067	0.0395%	0.67%
30	01/22/2003	1	5.9361%	0.0000%	5.8609%	1.0128	0.0752%	1.28%
31	01/22/2003	1	5.8471%	0.0000%	5.8609%	0.9976	-.0138%	-0.24%
32	01/23/2003	1	5.8711%	0.0000%	5.8609%	1.0017	0.0102%	0.17%
33	01/23/2003	1	5.7845%	0.0000%	5.8609%	0.9870	-.0764%	-1.30%
34	01/23/2003	1	5.8872%	0.0000%	5.8609%	1.0045	0.0263%	0.45%
35	01/24/2003	1	5.8998%	0.0000%	5.8609%	1.0066	0.0389%	0.66%
36	01/25/2003	1	6.0053%	0.0000%	5.8609%	1.0246	0.1444%	2.46%
37	01/26/2003	1	6.0081%	0.0000%	5.8609%	1.0251	0.1472%	2.51%
38	01/26/2003	1	5.8389%	0.0000%	5.8609%	0.9962	-.0220%	-0.38%
39	01/26/2003	1	5.8214%	0.0000%	5.8609%	0.9933	-.0395%	-0.67%
40	01/28/2003	1	5.9635%	0.0000%	5.8609%	1.0175	0.1026%	1.75%
41	01/29/2003	1	6.0831%	0.0000%	5.8609%	1.0379	0.2222%	3.79%
42	01/29/2003	1	5.8837%	0.0000%	5.8609%	1.0039	0.0228%	0.39%
43	01/29/2003	1	5.7900%	0.0000%	5.8609%	0.9879	-.0709%	-1.21%
44	01/29/2003	1	5.9298%	0.0000%	5.8609%	1.0118	0.0689%	1.18%
45	01/29/2003	1	5.9289%	0.0000%	5.8609%	1.0116	0.0680%	1.16%
46	01/29/2003	1	5.8333%	0.0000%	5.8609%	0.9953	-.0276%	-0.47%
47	01/30/2003	1	5.8252%	0.0000%	5.8609%	0.9939	-.0357%	-0.61%
48	01/30/2003	1	5.6769%	0.0000%	5.8609%	0.9686	-.1840%	-3.14%

WEIGHT PERCENT 240-Pu DATA

Calendar Year 2003

194

SRS : Calex 1

#	Date Measured	Instr. ID	240-Pu	Uncert. 1 STD	Accepted Weight %	Ratio M/A	Weight % Error	Percent Error
49	01/30/2003	1	6.1224%	0.0000%	5.8609%	1.0446	0.2615%	4.46%
50	01/30/2003	1	5.7500%	0.0000%	5.8609%	0.9811	-.1109%	-1.89%
51	01/30/2003	1	5.8520%	0.0000%	5.8609%	0.9985	-.0089%	-0.15%
52	01/30/2003	1	5.9811%	0.0000%	5.8609%	1.0205	0.1202%	2.05%
53	01/31/2003	1	5.6383%	0.0000%	5.8609%	0.9620	-.2226%	-3.80%
54	01/31/2003	1	5.9102%	0.0000%	5.8609%	1.0084	0.0493%	0.84%
55	02/01/2003	1	5.6681%	0.0000%	5.8609%	0.9671	-.1928%	-3.29%
56	02/01/2003	1	5.7896%	0.0000%	5.8609%	0.9878	-.0713%	-1.22%
57	02/02/2003	1	5.7875%	0.0000%	5.8609%	0.9875	-.0734%	-1.25%
58	02/02/2003	1	5.9989%	0.0000%	5.8609%	1.0235	0.1380%	2.35%
59	02/03/2003	1	5.9471%	0.0000%	5.8609%	1.0147	0.0862%	1.47%
60	02/03/2003	1	5.9099%	0.0000%	5.8609%	1.0084	0.0490%	0.84%
61	02/04/2003	1	5.7658%	0.0000%	5.8609%	0.9838	-.0951%	-1.62%
62	02/04/2003	1	5.8296%	0.0000%	5.8609%	0.9947	-.0313%	-0.53%
63	02/05/2003	1	5.8905%	0.0000%	5.8609%	1.0051	0.0296%	0.51%
* 64	02/05/2003	1	6.1943%	0.0000%	5.8609%	1.0569	0.3334%	5.69%
65	02/06/2003	1	5.5710%	0.0000%	5.8609%	0.9505	-.2899%	-4.95%
66	02/06/2003	1	5.7382%	0.0000%	5.8609%	0.9791	-.1227%	-2.09%
67	02/07/2003	1	5.9855%	0.0000%	5.8609%	1.0213	0.1246%	2.13%
68	02/07/2003	1	5.9132%	0.0000%	5.8609%	1.0089	0.0523%	0.89%
69	02/07/2003	1	5.8401%	0.0000%	5.8609%	0.9965	-.0208%	-0.35%
70	02/08/2003	1	5.9921%	0.0000%	5.8609%	1.0224	0.1312%	2.24%
71	02/08/2003	1	5.7516%	0.0000%	5.8609%	0.9814	-.1093%	-1.86%
72	02/09/2003	1	5.7401%	0.0000%	5.8609%	0.9794	-.1208%	-2.06%
73	02/09/2003	1	6.0810%	0.0000%	5.8609%	1.0376	0.2201%	3.76%
74	02/10/2003	1	5.9033%	0.0000%	5.8609%	1.0072	0.0424%	0.72%
75	02/10/2003	1	5.8054%	0.0000%	5.8609%	0.9905	-.0555%	-0.95%
76	02/11/2003	1	6.0424%	0.0000%	5.8609%	1.0310	0.1815%	3.10%
77	02/12/2003	1	5.7860%	0.0000%	5.8609%	0.9872	-.0749%	-1.28%
78	02/13/2003	1	6.0776%	0.0000%	5.8609%	1.0370	0.2167%	3.70%
79	02/13/2003	1	5.9489%	0.0000%	5.8609%	1.0150	0.0880%	1.50%
80	02/13/2003	1	5.9749%	0.0000%	5.8609%	1.0195	0.1140%	1.95%
81	02/14/2003	1	5.7798%	0.0000%	5.8609%	0.9862	-.0811%	-1.38%
82	02/14/2003	1	5.7540%	0.0000%	5.8609%	0.9818	-.1069%	-1.82%
83	02/15/2003	1	5.9824%	0.0000%	5.8609%	1.0207	0.1215%	2.07%
84	02/16/2003	1	5.9345%	0.0000%	5.8609%	1.0126	0.0736%	1.26%
85	02/16/2003	1	5.6695%	0.0000%	5.8609%	0.9673	-.1914%	-3.27%
86	02/17/2003	1	5.8043%	0.0000%	5.8609%	0.9903	-.0566%	-0.97%
87	02/18/2003	1	5.8557%	0.0000%	5.8609%	0.9991	-.0052%	-0.09%
88	02/19/2003	1	6.0207%	0.0000%	5.8609%	1.0273	0.1598%	2.73%
89	02/19/2003	1	5.9304%	0.0000%	5.8609%	1.0119	0.0695%	1.19%
90	02/20/2003	1	5.9332%	0.0000%	5.8609%	1.0123	0.0723%	1.23%
91	02/21/2003	1	5.9175%	0.0000%	5.8609%	1.0097	0.0567%	0.97%
92	02/21/2003	1	5.7603%	0.0000%	5.8609%	0.9828	-.1006%	-1.72%
93	02/21/2003	1	5.8099%	0.0000%	5.8609%	0.9913	-.0510%	-0.87%
94	02/21/2003	1	5.8353%	0.0000%	5.8609%	0.9956	-.0256%	-0.44%
95	02/21/2003	1	5.8149%	0.0000%	5.8609%	0.9921	-.0460%	-0.79%
96	02/22/2003	1	5.8734%	0.0000%	5.8609%	1.0021	0.0125%	0.21%

WEIGHT PERCENT 240-Pu DATA

Calendar Year 2003

195

SRS : Calex 1

#	Date Measured	Instr. ID	240-Pu	Uncert. 1 STD	Accepted Weight %	Ratio M/A	Weight % Error	Percent Error
97	02/23/2003	1	5.8740%	0.0000%	5.8609%	1.0022	0.0131%	0.22%
98	02/23/2003	1	5.8832%	0.0000%	5.8609%	1.0038	0.0223%	0.38%
99	02/23/2003	1	5.8948%	0.0000%	5.8609%	1.0058	0.0340%	0.58%
100	02/24/2003	1	5.5323%	0.0000%	5.8609%	0.9439	-0.3286%	-5.61%
101	02/25/2003	1	5.7994%	0.0000%	5.8609%	0.9895	-0.0615%	-1.05%
102	02/26/2003	1	5.8285%	0.0000%	5.8609%	0.9945	-0.0324%	-0.55%
103	02/26/2003	1	5.5057%	0.0000%	5.8609%	0.9394	-0.3552%	-6.06%
104	02/27/2003	1	5.8702%	0.0000%	5.8609%	1.0016	0.0093%	0.16%
105	02/27/2003	1	5.8653%	0.0000%	5.8609%	1.0008	0.0044%	0.08%
106	02/28/2003	1	5.8480%	0.0000%	5.8609%	0.9978	-0.0129%	-0.22%
107	03/01/2003	1	5.7915%	0.0000%	5.8609%	0.9882	-0.0694%	-1.18%
108	03/01/2003	1	5.7390%	0.0000%	5.8609%	0.9792	-0.1219%	-2.08%
109	03/02/2003	1	5.8369%	0.0000%	5.8609%	0.9959	-0.0240%	-0.41%
110	03/03/2003	1	5.7554%	0.0000%	5.8609%	0.9820	-0.1055%	-1.80%
111	03/03/2003	1	6.0794%	0.0000%	5.8609%	1.0373	0.2185%	3.73%
112	03/03/2003	1	5.7799%	0.0000%	5.8609%	0.9862	-0.0809%	-1.38%
113	03/04/2003	1	5.7131%	0.0000%	5.8609%	0.9748	-0.1478%	-2.52%
114	03/04/2003	1	5.7120%	0.0000%	5.8609%	0.9746	-0.1489%	-2.54%
115	03/05/2003	1	5.8594%	0.0000%	5.8609%	0.9997	-0.0015%	-0.03%
116	03/06/2003	1	5.6957%	0.0000%	5.8609%	0.9718	-0.1652%	-2.82%
117	03/06/2003	1	5.7361%	0.0000%	5.8609%	0.9787	-0.1248%	-2.13%
118	03/06/2003	1	5.7131%	0.0000%	5.8609%	0.9748	-0.1478%	-2.52%
119	03/07/2003	1	5.6164%	0.0000%	5.8609%	0.9583	-0.2445%	-4.17%
120	03/07/2003	1	5.9001%	0.0000%	5.8609%	1.0067	0.0392%	0.67%
121	03/08/2003	1	5.7455%	0.0000%	5.8609%	0.9803	-0.1154%	-1.97%
122	03/08/2003	1	5.7002%	0.0000%	5.8609%	0.9726	-0.1607%	-2.74%
123	03/09/2003	1	5.7898%	0.0000%	5.8609%	0.9879	-0.0711%	-1.21%
124	03/09/2003	1	5.8066%	0.0000%	5.8609%	0.9907	-0.0543%	-0.93%
125	03/10/2003	1	5.6622%	0.0000%	5.8609%	0.9661	-0.1987%	-3.39%
126	03/12/2003	1	5.7796%	0.0000%	5.8609%	0.9861	-0.0813%	-1.39%
127	03/12/2003	1	5.7263%	0.0000%	5.8609%	0.9770	-0.1345%	-2.30%
128	03/15/2003	1	5.8226%	0.0000%	5.8609%	0.9935	-0.0382%	-0.65%
129	03/16/2003	1	5.8029%	0.0000%	5.8609%	0.9901	-0.0580%	-0.99%
130	03/16/2003	1	5.6595%	0.0000%	5.8609%	0.9656	-0.2014%	-3.44%
131	03/17/2003	1	5.6478%	0.0000%	5.8609%	0.9636	-0.2131%	-3.64%
132	03/21/2003	1	6.1553%	0.0000%	5.8609%	1.0502	0.2944%	5.02%
133	03/22/2003	1	5.9403%	0.0000%	5.8609%	1.0136	0.0794%	1.36%
134	03/23/2003	1	5.7415%	0.0000%	5.8609%	0.9796	-0.1194%	-2.04%
135	03/23/2003	1	5.7233%	0.0000%	5.8609%	0.9765	-0.1376%	-2.35%
136	03/24/2003	1	5.7449%	0.0000%	5.8609%	0.9802	-0.1160%	-1.98%
137	03/24/2003	1	5.7261%	0.0000%	5.8609%	0.9770	-0.1348%	-2.30%
138	05/05/2003	1	5.9725%	0.0000%	5.8609%	1.0191	0.1117%	1.91%
139	05/06/2003	1	6.0544%	0.0000%	5.8609%	1.0330	0.1935%	3.30%
140	05/06/2003	1	6.0693%	0.0000%	5.8609%	1.0356	0.2085%	3.56%
141	05/06/2003	1	5.9968%	0.0000%	5.8609%	1.0232	0.1359%	2.32%
142	05/06/2003	1	5.8585%	0.0000%	5.8609%	0.9996	-0.0024%	-0.04%
143	05/06/2003	1	6.1085%	0.0000%	5.8609%	1.0422	0.2476%	4.22%
144	05/06/2003	1	6.0827%	0.0000%	5.8609%	1.0378	0.2218%	3.78%

WEIGHT PERCENT 240-Pu DATA

Calendar Year 2003

196

SRS : Calex 1

#	Date Measured	Instr. ID	240-Pu	Uncert. 1 STD	Accepted Weight %	Ratio M/A	Weight % Error	Percent Error
145	05/06/2003	1	6.0594%	0.0000%	5.8609%	1.0339	0.1985%	3.39%
146	05/06/2003	1	6.1123%	0.0000%	5.8609%	1.0429	0.2514%	4.29%
147	05/06/2003	1	5.9420%	0.0000%	5.8609%	1.0138	0.0811%	1.38%
* 148	05/06/2003	1	6.0908%	0.0000%	5.8609%	1.0392	0.2299%	3.92%
149	05/06/2003	1	5.9747%	0.0000%	5.8609%	1.0194	0.1138%	1.94%
150	05/07/2003	1	5.9613%	0.0000%	5.8609%	1.0171	0.1004%	1.71%
151	05/08/2003	1	5.7324%	0.0000%	5.8609%	0.9781	-.1285%	-2.19%
152	05/10/2003	1	5.9704%	0.0000%	5.8609%	1.0187	0.1095%	1.87%
153	05/10/2003	1	6.1122%	0.0000%	5.8609%	1.0429	0.2513%	4.29%
154	05/11/2003	1	5.9186%	0.0000%	5.8609%	1.0098	0.0577%	0.98%
155	05/11/2003	1	5.9333%	0.0000%	5.8609%	1.0123	0.0724%	1.23%
156	05/12/2003	1	6.1359%	0.0000%	5.8609%	1.0469	0.2750%	4.69%
157	05/13/2003	1	5.9144%	0.0000%	5.8609%	1.0091	0.0535%	0.91%
158	05/14/2003	1	5.9301%	0.0000%	5.8609%	1.0118	0.0692%	1.18%
159	05/14/2003	1	6.0327%	0.0000%	5.8609%	1.0293	0.1718%	2.93%
160	05/14/2003	1	6.1016%	0.0000%	5.8609%	1.0411	0.2407%	4.11%
161	05/14/2003	1	5.9524%	0.0000%	5.8609%	1.0156	0.0915%	1.56%
162	05/14/2003	1	5.9040%	0.0000%	5.8609%	1.0074	0.0431%	0.74%
163	05/14/2003	1	5.9354%	0.0000%	5.8609%	1.0127	0.0745%	1.27%
164	05/14/2003	1	6.1001%	0.0000%	5.8609%	1.0408	0.2392%	4.08%
165	05/14/2003	1	6.0043%	0.0000%	5.8609%	1.0245	0.1434%	2.45%
166	05/14/2003	1	6.1276%	0.0000%	5.8609%	1.0455	0.2667%	4.55%
167	05/14/2003	1	5.9438%	0.0000%	5.8609%	1.0142	0.0830%	1.42%
168	05/14/2003	1	6.0763%	0.0000%	5.8609%	1.0368	0.2154%	3.68%
169	05/15/2003	1	5.8239%	0.0000%	5.8609%	0.9937	-.0370%	-0.63%
170	05/17/2003	1	6.0743%	0.0000%	5.8609%	1.0364	0.2134%	3.64%
171	05/18/2003	1	6.0445%	0.0000%	5.8609%	1.0313	0.1836%	3.13%
172	05/18/2003	1	5.9480%	0.0000%	5.8609%	1.0149	0.0872%	1.49%
173	05/19/2003	1	6.0320%	0.0000%	5.8609%	1.0292	0.1711%	2.92%
174	05/20/2003	1	6.1223%	0.0000%	5.8609%	1.0446	0.2614%	4.46%
175	05/20/2003	1	5.9714%	0.0000%	5.8609%	1.0189	0.1105%	1.89%
176	05/20/2003	1	6.1345%	0.0000%	5.8609%	1.0467	0.2737%	4.67%
177	05/21/2003	1	5.9758%	0.0000%	5.8609%	1.0196	0.1149%	1.96%
178	05/21/2003	1	5.8280%	0.0000%	5.8609%	0.9944	-.0329%	-0.56%
179	05/22/2003	1	6.0546%	0.0000%	5.8609%	1.0331	0.1938%	3.31%
180	05/22/2003	1	5.9894%	0.0000%	5.8609%	1.0219	0.1285%	2.19%
181	05/22/2003	1	5.8463%	0.0000%	5.8609%	0.9975	-.0146%	-0.25%
182	05/22/2003	1	5.9790%	0.0000%	5.8609%	1.0202	0.1181%	2.02%
183	05/22/2003	1	6.0351%	0.0000%	5.8609%	1.0297	0.1742%	2.97%
184	05/22/2003	1	6.0923%	0.0000%	5.8609%	1.0395	0.2314%	3.95%
185	05/22/2003	1	5.9816%	0.0000%	5.8609%	1.0206	0.1207%	2.06%
186	05/22/2003	1	6.0353%	0.0000%	5.8609%	1.0298	0.1744%	2.98%
187	05/22/2003	1	5.9110%	0.0000%	5.8609%	1.0085	0.0501%	0.85%
188	05/22/2003	1	6.0877%	0.0000%	5.8609%	1.0387	0.2268%	3.87%
189	05/22/2003	1	6.0227%	0.0000%	5.8609%	1.0276	0.1618%	2.76%
190	05/22/2003	1	6.0133%	0.0000%	5.8609%	1.0260	0.1524%	2.60%
191	05/23/2003	1	5.7807%	0.0000%	5.8609%	0.9863	-.0802%	-1.37%
192	05/23/2003	1	5.9919%	0.0000%	5.8609%	1.0224	0.1311%	2.24%

WEIGHT PERCENT 240-Pu DATA

Calendar Year 2003

197

SRS : Calex 1

#	Date Measured	Instr. ID	240-Pu	Uncert. 1 STD	Accepted Weight %	Ratio M/A	Weight % Error	Percent Error
193	05/24/2003	1	5.9790%	0.0000%	5.8609%	1.0201	0.1181%	2.01%
194	05/25/2003	1	5.8781%	0.0000%	5.8609%	1.0029	0.0172%	0.29%
195	05/26/2003	1	6.1521%	0.0000%	5.8609%	1.0497	0.2912%	4.97%
196	05/26/2003	1	5.9694%	0.0000%	5.8609%	1.0185	0.1086%	1.85%
197	05/26/2003	1	5.9398%	0.0000%	5.8609%	1.0135	0.0790%	1.35%
198	05/30/2003	1	6.0346%	0.0000%	5.8609%	1.0296	0.1737%	2.96%
199	05/31/2003	1	5.9816%	0.0000%	5.8609%	1.0206	0.1207%	2.06%
200	05/31/2003	1	6.1493%	0.0000%	5.8609%	1.0492	0.2885%	4.92%
201	05/31/2003	1	6.1010%	0.0000%	5.8609%	1.0410	0.2401%	4.10%
202	05/31/2003	1	6.1138%	0.0000%	5.8609%	1.0432	0.2529%	4.32%
203	05/31/2003	1	6.0113%	0.0000%	5.8609%	1.0257	0.1505%	2.57%
204	05/31/2003	1	6.0608%	0.0000%	5.8609%	1.0341	0.1999%	3.41%
205	05/31/2003	1	6.0203%	0.0000%	5.8609%	1.0272	0.1594%	2.72%
206	05/31/2003	1	5.8950%	0.0000%	5.8609%	1.0058	0.0342%	0.58%
207	05/31/2003	1	6.1063%	0.0000%	5.8609%	1.0419	0.2454%	4.19%
208	06/01/2003	1	5.9629%	0.0000%	5.8609%	1.0174	0.1020%	1.74%
209	06/02/2003	1	6.1175%	0.0000%	5.8609%	1.0438	0.2566%	4.38%
210	06/02/2003	1	5.8023%	0.0000%	5.8609%	0.9900	-.0586%	-1.00%
211	06/02/2003	1	6.0879%	0.0000%	5.8609%	1.0387	0.2271%	3.87%
212	06/06/2003	1	5.8386%	0.0000%	5.8609%	0.9962	-.0223%	-0.38%
213	06/07/2003	1	6.0131%	0.0000%	5.8609%	1.0260	0.1523%	2.60%
214	06/08/2003	1	6.1632%	0.0000%	5.8609%	1.0516	0.3024%	5.16%
215	06/08/2003	1	5.9738%	0.0000%	5.8609%	1.0193	0.1129%	1.93%
216	06/09/2003	1	5.7887%	0.0000%	5.8609%	0.9877	-.0722%	-1.23%
217	06/09/2003	1	6.0332%	0.0000%	5.8609%	1.0294	0.1724%	2.94%
218	06/10/2003	1	6.0829%	0.0000%	5.8609%	1.0379	0.2221%	3.79%
219	06/10/2003	1	6.0679%	0.0000%	5.8609%	1.0353	0.2070%	3.53%
220	06/11/2003	1	5.8951%	0.0000%	5.8609%	1.0058	0.0342%	0.58%
221	06/12/2003	1	5.9603%	0.0000%	5.8609%	1.0170	0.0994%	1.70%
222	06/12/2003	1	5.8979%	0.0000%	5.8609%	1.0063	0.0371%	0.63%
223	06/13/2003	1	6.0802%	0.0000%	5.8609%	1.0374	0.2194%	3.74%
224	06/13/2003	1	6.1272%	0.0000%	5.8609%	1.0454	0.2663%	4.54%
225	06/14/2003	1	6.0228%	0.0000%	5.8609%	1.0276	0.1619%	2.76%
226	06/15/2003	1	5.9028%	0.0000%	5.8609%	1.0071	0.0419%	0.71%
227	06/15/2003	1	6.0021%	0.0000%	5.8609%	1.0241	0.1412%	2.41%
228	06/15/2003	1	6.1144%	0.0000%	5.8609%	1.0433	0.2536%	4.33%
229	06/16/2003	1	6.0415%	0.0000%	5.8609%	1.0308	0.1807%	3.08%
230	06/19/2003	1	5.8980%	0.0000%	5.8609%	1.0063	0.0371%	0.63%
231	06/19/2003	1	6.0702%	0.0000%	5.8609%	1.0357	0.2093%	3.57%
232	06/20/2003	1	6.1532%	0.0000%	5.8609%	1.0499	0.2924%	4.99%
233	06/20/2003	1	5.9479%	0.0000%	5.8609%	1.0149	0.0870%	1.49%
234	06/23/2003	1	5.9893%	0.0000%	5.8609%	1.0219	0.1284%	2.19%
235	06/23/2003	1	6.0075%	0.0000%	5.8609%	1.0250	0.1467%	2.50%
236	06/24/2003	1	5.9719%	0.0000%	5.8609%	1.0189	0.1111%	1.89%
237	06/26/2003	1	6.0013%	0.0000%	5.8609%	1.0240	0.1404%	2.40%
238	06/26/2003	1	5.8762%	0.0000%	5.8609%	1.0026	0.0154%	0.26%
239	06/26/2003	1	5.9190%	0.0000%	5.8609%	1.0099	0.0581%	0.99%
240	06/26/2003	1	6.0227%	0.0000%	5.8609%	1.0276	0.1619%	2.76%

WEIGHT PERCENT 240-Pu DATA

Calendar Year 2003

198

SRS : Calex 1

#	Date Measured	Instr. ID	240-Pu	Uncert. 1 STD	Accepted Weight %	Ratio M/A	Weight % Error	Percent Error
241	06/27/2003	1	5.8881%	0.0000%	5.8609%	1.0047	0.0273%	0.47%
242	07/01/2003	1	6.1512%	0.0000%	5.8609%	1.0495	0.2903%	4.95%
243	07/01/2003	1	6.0931%	0.0000%	5.8609%	1.0396	0.2322%	3.96%
244	07/01/2003	1	5.8600%	0.0000%	5.8609%	0.9998	-0.0009%	-0.02%
245	07/02/2003	1	6.0034%	0.0000%	5.8609%	1.0243	0.1425%	2.43%
246	07/03/2003	1	5.8660%	0.0000%	5.8609%	1.0009	0.0051%	0.09%
247	07/03/2003	1	6.1295%	0.0000%	5.8609%	1.0458	0.2686%	4.58%
248	07/05/2003	1	5.8651%	0.0000%	5.8609%	1.0007	0.0043%	0.07%
249	07/05/2003	1	5.8960%	0.0000%	5.8609%	1.0060	0.0351%	0.60%
250	07/08/2003	1	5.8697%	0.0000%	5.8609%	1.0015	0.0088%	0.15%
251	07/08/2003	1	6.0341%	0.0000%	5.8609%	1.0296	0.1732%	2.96%
252	07/10/2003	1	5.9449%	0.0000%	5.8609%	1.0143	0.0840%	1.43%
253	07/11/2003	1	5.6841%	0.0000%	5.8609%	0.9698	-0.1768%	-3.02%
254	07/11/2003	1	5.8477%	0.0000%	5.8609%	0.9978	-0.0132%	-0.22%
255	07/12/2003	1	5.9944%	0.0000%	5.8609%	1.0228	0.1335%	2.28%
256	07/13/2003	1	5.9393%	0.0000%	5.8609%	1.0134	0.0784%	1.34%
257	07/13/2003	1	5.7413%	0.0000%	5.8609%	0.9796	-0.1196%	-2.04%
258	07/13/2003	1	5.8149%	0.0000%	5.8609%	0.9922	-0.0460%	-0.78%
259	07/13/2003	1	5.8517%	0.0000%	5.8609%	0.9984	-0.0092%	-0.16%
260	07/13/2003	1	5.9449%	0.0000%	5.8609%	1.0143	0.0841%	1.43%
261	07/16/2003	1	5.9764%	0.0000%	5.8609%	1.0197	0.1155%	1.97%
262	07/16/2003	1	6.0010%	0.0000%	5.8609%	1.0239	0.1401%	2.39%
263	07/17/2003	1	5.8284%	0.0000%	5.8609%	0.9945	-0.0325%	-0.55%
264	07/17/2003	1	5.8886%	0.0000%	5.8609%	1.0047	0.0278%	0.47%
265	07/20/2003	1	5.8838%	0.0000%	5.8609%	1.0039	0.0229%	0.39%
266	07/20/2003	1	5.9956%	0.0000%	5.8609%	1.0230	0.1347%	2.30%
267	07/20/2003	1	5.7472%	0.0000%	5.8609%	0.9806	-0.1137%	-1.94%
268	07/20/2003	1	5.8236%	0.0000%	5.8609%	0.9936	-0.0373%	-0.64%
269	07/23/2003	1	6.0389%	0.0000%	5.8609%	1.0304	0.1781%	3.04%
270	07/25/2003	1	5.8695%	0.0000%	5.8609%	1.0015	0.0086%	0.15%
271	07/26/2003	1	5.9511%	0.0000%	5.8609%	1.0154	0.0903%	1.54%
272	07/26/2003	1	5.9052%	0.0000%	5.8609%	1.0076	0.0443%	0.76%
273	07/26/2003	1	5.9505%	0.0000%	5.8609%	1.0153	0.0896%	1.53%
274	07/26/2003	1	5.9403%	0.0000%	5.8609%	1.0136	0.0794%	1.36%
275	07/27/2003	1	5.8863%	0.0000%	5.8609%	1.0043	0.0254%	0.43%
276	07/27/2003	1	5.9591%	0.0000%	5.8609%	1.0168	0.0982%	1.68%
277	07/28/2003	1	6.0053%	0.0000%	5.8609%	1.0246	0.1444%	2.46%
278	07/28/2003	1	6.1390%	0.0000%	5.8609%	1.0475	0.2781%	4.75%
279	07/29/2003	1	5.9342%	0.0000%	5.8609%	1.0125	0.0733%	1.25%
280	07/29/2003	1	6.0062%	0.0000%	5.8609%	1.0248	0.1453%	2.48%
281	08/07/2003	1	5.6188%	0.0000%	5.8608%	0.9587	-0.2420%	-4.13%
282	08/17/2003	1	5.9910%	0.0000%	5.8608%	1.0222	0.1302%	2.22%
283	08/17/2003	1	5.9913%	0.0000%	5.8608%	1.0223	0.1305%	2.23%
284	08/17/2003	1	5.8671%	0.0000%	5.8608%	1.0011	0.0063%	0.11%
285	08/19/2003	1	5.8018%	0.0000%	5.8608%	0.9899	-0.0591%	-1.01%
286	08/19/2003	1	5.9180%	0.0000%	5.8608%	1.0097	0.0571%	0.97%
287	08/19/2003	1	5.8414%	0.0000%	5.8608%	0.9967	-0.0194%	-0.33%
288	08/19/2003	1	5.8192%	0.0000%	5.8608%	0.9929	-0.0416%	-0.71%

WEIGHT PERCENT 240-Pu DATA

Calendar Year 2003

199

SRS : Calex 1

#	Date Measured	Instr. ID	240-Pu	Uncert. 1 STD	Accepted Weight %	Ratio M/A	Weight % Error	Percent Error
289	08/19/2003	1	6.2103%	0.0000%	5.8608%	1.0596	0.3494%	5.96%
290	08/19/2003	1	5.8314%	0.0000%	5.8608%	0.9950	-.0294%	-0.50%
291	08/19/2003	1	6.1152%	0.0000%	5.8608%	1.0434	0.2544%	4.34%
292	08/19/2003	1	6.0043%	0.0000%	5.8608%	1.0245	0.1435%	2.45%
293	08/19/2003	1	6.0698%	0.0000%	5.8608%	1.0356	0.2089%	3.56%
294	08/19/2003	1	5.9498%	0.0000%	5.8608%	1.0152	0.0890%	1.52%
295	08/19/2003	1	5.7809%	0.0000%	5.8608%	0.9864	-.0799%	-1.36%
296	08/19/2003	1	5.7826%	0.0000%	5.8608%	0.9866	-.0782%	-1.34%
297	08/19/2003	1	6.2167%	0.0000%	5.8608%	1.0607	0.3559%	6.07%
298	08/19/2003	1	5.8297%	0.0000%	5.8608%	0.9947	-.0311%	-0.53%
299	08/19/2003	1	5.8374%	0.0000%	5.8608%	0.9960	-.0234%	-0.40%
300	08/19/2003	1	5.9681%	0.0000%	5.8608%	1.0183	0.1073%	1.83%
301	08/19/2003	1	5.8653%	0.0000%	5.8608%	1.0008	0.0045%	0.08%
302	08/20/2003	1	6.0148%	0.0000%	5.8608%	1.0263	0.1540%	2.63%
303	08/21/2003	1	5.8493%	0.0000%	5.8608%	0.9980	-.0115%	-0.20%
304	08/23/2003	1	5.9151%	0.0000%	5.8608%	1.0093	0.0543%	0.93%
305	08/23/2003	1	5.7947%	0.0000%	5.8608%	0.9887	-.0662%	-1.13%
306	08/24/2003	1	5.9569%	0.0000%	5.8608%	1.0164	0.0960%	1.64%
307	08/24/2003	1	5.7207%	0.0000%	5.8608%	0.9761	-.1402%	-2.39%
308	08/26/2003	1	6.0222%	0.0000%	5.8608%	1.0275	0.1613%	2.75%
309	08/27/2003	1	6.1450%	0.0000%	5.8608%	1.0485	0.2841%	4.85%
310	08/27/2003	1	5.9909%	0.0000%	5.8608%	1.0222	0.1301%	2.22%
311	08/28/2003	1	5.9001%	0.0000%	5.8608%	1.0067	0.0392%	0.67%
312	08/30/2003	1	5.9887%	0.0000%	5.8608%	1.0218	0.1278%	2.18%
313	08/31/2003	1	6.0762%	0.0000%	5.8608%	1.0367	0.2154%	3.67%
314	09/01/2003	1	5.9036%	0.0000%	5.8608%	1.0073	0.0428%	0.73%
315	09/01/2003	1	5.6759%	0.0000%	5.8608%	0.9684	-.1849%	-3.16%
316	09/02/2003	1	6.1662%	0.0000%	5.8608%	1.0521	0.3054%	5.21%
317	09/04/2003	1	5.9965%	0.0000%	5.8608%	1.0231	0.1356%	2.31%
318	09/08/2003	1	5.9576%	0.0000%	5.8608%	1.0165	0.0968%	1.65%
319	09/08/2003	1	5.9003%	0.0000%	5.8608%	1.0067	0.0395%	0.67%
320	09/09/2003	1	5.9733%	0.0000%	5.8608%	1.0192	0.1125%	1.92%
321	09/09/2003	1	5.9920%	0.0000%	5.8608%	1.0224	0.1311%	2.24%
322	09/09/2003	1	5.8089%	0.0000%	5.8608%	0.9911	-.0520%	-0.89%
323	09/09/2003	1	6.0213%	0.0000%	5.8608%	1.0274	0.1605%	2.74%
324	09/09/2003	1	5.7361%	0.0000%	5.8608%	0.9787	-.1247%	-2.13%
325	09/09/2003	1	5.9972%	0.0000%	5.8608%	1.0233	0.1363%	2.33%
326	09/09/2003	1	5.9092%	0.0000%	5.8608%	1.0083	0.0484%	0.83%
327	09/09/2003	1	5.9721%	0.0000%	5.8608%	1.0190	0.1113%	1.90%
328	09/09/2003	1	5.9001%	0.0000%	5.8608%	1.0067	0.0393%	0.67%
329	09/09/2003	1	5.9918%	0.0000%	5.8608%	1.0223	0.1309%	2.23%
330	09/09/2003	1	5.8086%	0.0000%	5.8608%	0.9911	-.0522%	-0.89%
331	09/09/2003	1	6.0211%	0.0000%	5.8608%	1.0274	0.1603%	2.74%
332	09/09/2003	1	5.7359%	0.0000%	5.8608%	0.9787	-.1250%	-2.13%
333	09/09/2003	1	5.9970%	0.0000%	5.8608%	1.0232	0.1361%	2.32%
334	09/09/2003	1	5.9090%	0.0000%	5.8608%	1.0082	0.0481%	0.82%
335	09/10/2003	1	6.0454%	0.0000%	5.8608%	1.0315	0.1845%	3.15%
336	09/10/2003	1	6.0399%	0.0000%	5.8608%	1.0305	0.1790%	3.05%

WEIGHT PERCENT 240-Pu DATA

Calendar Year 2003

200

SRS : Calex 1

#	Date Measured	Instr. ID	240-Pu	Uncert. 1 STD	Accepted Weight %	Ratio M/A	Weight % Error	Percent Error
337	09/10/2003	1	5.8516%	0.0000%	5.8608%	0.9984	-.0092%	-0.16%
338	09/10/2003	1	5.8992%	0.0000%	5.8608%	1.0065	0.0384%	0.65%
339	09/10/2003	1	6.0665%	0.0000%	5.8608%	1.0351	0.2056%	3.51%
340	09/10/2003	1	5.8759%	0.0000%	5.8608%	1.0026	0.0150%	0.26%
341	09/10/2003	1	5.7846%	0.0000%	5.8608%	0.9870	-.0762%	-1.30%
342	09/10/2003	1	6.0452%	0.0000%	5.8608%	1.0315	0.1843%	3.15%
343	09/10/2003	1	6.0397%	0.0000%	5.8608%	1.0305	0.1788%	3.05%
344	09/10/2003	1	5.8514%	0.0000%	5.8608%	0.9984	-.0095%	-0.16%
345	09/10/2003	1	5.8990%	0.0000%	5.8608%	1.0065	0.0381%	0.65%
346	09/10/2003	1	6.0663%	0.0000%	5.8608%	1.0351	0.2054%	3.51%
347	09/10/2003	1	5.8757%	0.0000%	5.8608%	1.0025	0.0148%	0.25%
348	09/10/2003	1	5.7844%	0.0000%	5.8608%	0.9870	-.0765%	-1.30%
349	09/11/2003	1	5.9064%	0.0000%	5.8608%	1.0078	0.0455%	0.78%
350	09/12/2003	1	6.1071%	0.0000%	5.8608%	1.0420	0.2463%	4.20%
351	09/12/2003	1	5.9782%	0.0000%	5.8608%	1.0200	0.1174%	2.00%
352	09/12/2003	1	5.8937%	0.0000%	5.8608%	1.0056	0.0329%	0.56%
353	09/12/2003	1	5.8277%	0.0000%	5.8608%	0.9943	-.0331%	-0.57%
354	09/12/2003	1	6.0407%	0.0000%	5.8608%	1.0307	0.1798%	3.07%
355	09/12/2003	1	5.9162%	0.0000%	5.8608%	1.0094	0.0553%	0.94%
356	09/12/2003	1	6.1072%	0.0000%	5.8608%	1.0420	0.2463%	4.20%
357	09/15/2003	1	5.9625%	0.0000%	5.8608%	1.0173	0.1016%	1.73%
358	09/19/2003	1	5.9393%	0.0000%	5.8608%	1.0134	0.0785%	1.34%
359	09/19/2003	1	5.8974%	0.0000%	5.8608%	1.0062	0.0366%	0.62%
360	09/20/2003	1	5.8435%	0.0000%	5.8608%	0.9970	-.0173%	-0.30%
361	09/20/2003	1	6.1209%	0.0000%	5.8608%	1.0444	0.2601%	4.44%
362	09/20/2003	1	5.8056%	0.0000%	5.8608%	0.9906	-.0553%	-0.94%
363	09/21/2003	1	5.9622%	0.0000%	5.8608%	1.0173	0.1013%	1.73%
364	09/22/2003	1	5.8616%	0.0000%	5.8608%	1.0001	0.0008%	0.01%
365	09/23/2003	1	5.9176%	0.0000%	5.8608%	1.0097	0.0568%	0.97%
366	09/24/2003	1	5.9742%	0.0000%	5.8608%	1.0193	0.1134%	1.93%
367	09/24/2003	1	5.9086%	0.0000%	5.8608%	1.0082	0.0478%	0.82%
368	09/25/2003	1	5.8736%	0.0000%	5.8608%	1.0022	0.0128%	0.22%
369	09/25/2003	1	5.6767%	0.0000%	5.8608%	0.9686	-.1841%	-3.14%
370	09/26/2003	1	6.0750%	0.0000%	5.8608%	1.0365	0.2141%	3.65%
371	09/27/2003	1	6.0149%	0.0000%	5.8608%	1.0263	0.1541%	2.63%
372	09/28/2003	1	5.9715%	0.0000%	5.8608%	1.0189	0.1107%	1.89%
373	09/28/2003	1	5.9582%	0.0000%	5.8608%	1.0166	0.0973%	1.66%
374	09/29/2003	1	6.0385%	0.0000%	5.8608%	1.0303	0.1776%	3.03%
375	09/30/2003	1	6.0491%	0.0000%	5.8608%	1.0321	0.1883%	3.21%
376	10/01/2003	1	5.9225%	0.0000%	5.8608%	1.0105	0.0617%	1.05%
377	10/01/2003	1	5.9299%	0.0000%	5.8608%	1.0118	0.0690%	1.18%
378	10/02/2003	1	5.6965%	0.0000%	5.8608%	0.9720	-.1644%	-2.80%
379	10/03/2003	1	6.0703%	0.0000%	5.8608%	1.0357	0.2095%	3.57%
380	10/03/2003	1	5.9200%	0.0000%	5.8608%	1.0101	0.0592%	1.01%
381	10/03/2003	1	5.8755%	0.0000%	5.8608%	1.0025	0.0147%	0.25%
382	10/04/2003	1	5.9867%	0.0000%	5.8608%	1.0215	0.1259%	2.15%
383	10/04/2003	1	6.0244%	0.0000%	5.8608%	1.0279	0.1636%	2.79%
384	10/05/2003	1	5.9179%	0.0000%	5.8608%	1.0097	0.0571%	0.97%

WEIGHT PERCENT 240-Pu DATA

Calendar Year 2003

201

SRS : Calex 1

#	Date Measured	Instr. ID	240-Pu	Uncert. 1 STD	Accepted Weight %	Ratio M/A	Weight % Error	Percent Error
385	10/06/2003	1	5.9174%	0.0000%	5.8608%	1.0096	0.0565%	0.96%
386	10/07/2003	1	5.9043%	0.0000%	5.8608%	1.0074	0.0435%	0.74%
387	10/07/2003	1	5.8736%	0.0000%	5.8608%	1.0022	0.0128%	0.22%
388	10/08/2003	1	6.0523%	0.0000%	5.8608%	1.0327	0.1914%	3.27%
389	10/09/2003	1	6.0144%	0.0000%	5.8608%	1.0262	0.1536%	2.62%
390	10/10/2003	1	5.7840%	0.0000%	5.8608%	0.9869	-0.0768%	-1.31%
391	10/10/2003	1	6.0591%	0.0000%	5.8608%	1.0338	0.1983%	3.38%
392	10/11/2003	1	5.9423%	0.0000%	5.8608%	1.0139	0.0815%	1.39%
393	10/11/2003	1	6.0673%	0.0000%	5.8608%	1.0352	0.2065%	3.52%
394	10/12/2003	1	6.0080%	0.0000%	5.8608%	1.0251	0.1471%	2.51%
395	10/12/2003	1	5.9025%	0.0000%	5.8608%	1.0071	0.0416%	0.71%
396	10/12/2003	1	5.8885%	0.0000%	5.8608%	1.0047	0.0276%	0.47%
397	10/13/2003	1	5.8211%	0.0000%	5.8608%	0.9932	-0.0398%	-0.68%
398	10/14/2003	1	5.8838%	0.0000%	5.8608%	1.0039	0.0230%	0.39%
399	10/14/2003	1	6.0356%	0.0000%	5.8608%	1.0298	0.1748%	2.98%
400	10/15/2003	1	5.8423%	0.0000%	5.8608%	0.9968	-0.0185%	-0.32%
401	10/15/2003	1	5.7993%	0.0000%	5.8608%	0.9895	-0.0615%	-1.05%
402	10/15/2003	1	5.8420%	0.0000%	5.8608%	0.9968	-0.0188%	-0.32%
403	10/15/2003	1	5.8423%	0.0000%	5.8608%	0.9968	-0.0185%	-0.32%
404	10/16/2003	1	5.8608%	0.0000%	5.8608%	1.0000	-0.0001%	0.00%
405	10/17/2003	1	6.0776%	0.0000%	5.8608%	1.0370	0.2167%	3.70%
406	10/22/2003	1	6.0703%	0.0000%	5.8608%	1.0357	0.2095%	3.57%
407	10/23/2003	1	5.8118%	0.0000%	5.8608%	0.9916	-0.0491%	-0.84%
408	10/23/2003	1	5.9436%	0.0000%	5.8608%	1.0141	0.0828%	1.41%
409	10/24/2003	1	6.1171%	0.0000%	5.8608%	1.0437	0.2563%	4.37%
410	10/28/2003	1	5.9336%	0.0000%	5.8608%	1.0124	0.0728%	1.24%
411	10/28/2003	1	5.8211%	0.0000%	5.8608%	0.9932	-0.0397%	-0.68%
412	10/28/2003	1	6.1356%	0.0000%	5.8608%	1.0469	0.2748%	4.69%
413	10/28/2003	1	6.0829%	0.0000%	5.8608%	1.0379	0.2220%	3.79%
414	10/28/2003	1	5.9711%	0.0000%	5.8608%	1.0188	0.1103%	1.88%
415	10/28/2003	1	5.9096%	0.0000%	5.8608%	1.0083	0.0487%	0.83%
416	10/28/2003	1	6.0002%	0.0000%	5.8608%	1.0238	0.1393%	2.38%
417	10/29/2003	1	5.8790%	0.0000%	5.8608%	1.0031	0.0182%	0.31%
418	10/30/2003	1	5.9653%	0.0000%	5.8608%	1.0178	0.1044%	1.78%
419	10/30/2003	1	6.0853%	0.0000%	5.8608%	1.0383	0.2244%	3.83%
420	10/30/2003	1	5.9425%	0.0000%	5.8608%	1.0139	0.0816%	1.39%
421	11/03/2003	1	5.9011%	0.0000%	5.8608%	1.0069	0.0402%	0.69%
422	11/03/2003	1	6.0363%	0.0000%	5.8608%	1.0299	0.1755%	2.99%
423	11/03/2003	1	6.0257%	0.0000%	5.8608%	1.0281	0.1649%	2.81%
424	11/03/2003	1	5.8116%	0.0000%	5.8608%	0.9916	-0.0492%	-0.84%
425	11/03/2003	1	6.0322%	0.0000%	5.8608%	1.0292	0.1713%	2.92%
426	11/03/2003	1	5.8812%	0.0000%	5.8608%	1.0035	0.0204%	0.35%
427	11/04/2003	1	5.9785%	0.0000%	5.8608%	1.0201	0.1176%	2.01%
428	11/06/2003	1	6.0366%	0.0000%	5.8608%	1.0300	0.1758%	3.00%
429	11/07/2003	1	6.0738%	0.0000%	5.8608%	1.0363	0.2129%	3.63%
430	11/10/2003	1	5.9009%	0.0000%	5.8608%	1.0068	0.0401%	0.68%
431	11/10/2003	1	6.0710%	0.0000%	5.8608%	1.0359	0.2102%	3.59%
432	11/12/2003	1	6.0030%	0.0000%	5.8608%	1.0243	0.1422%	2.43%

WEIGHT PERCENT 240-Pu DATA

Calendar Year 2003

202

SRS : Calex 1

#	Date Measured	Instr. ID	240-Pu	Uncert. 1 STD	Accepted Weight %	Ratio M/A	Weight % Error	Percent Error
433	11/12/2003	1	5.9288%	0.0000%	5.8608%	1.0116	0.0679%	1.16%
434	11/13/2003	1	6.0104%	0.0000%	5.8608%	1.0255	0.1496%	2.55%
435	11/14/2003	1	5.8658%	0.0000%	5.8608%	1.0009	0.0050%	0.09%
436	11/16/2003	1	5.9622%	0.0000%	5.8608%	1.0173	0.1014%	1.73%
437	11/18/2003	1	5.8958%	0.0000%	5.8608%	1.0060	0.0349%	0.60%
438	11/19/2003	1	5.8308%	0.0000%	5.8608%	0.9949	-.0300%	-0.51%
439	11/19/2003	1	5.7959%	0.0000%	5.8608%	0.9889	-.0650%	-1.11%
440	11/19/2003	1	6.0685%	0.0000%	5.8608%	1.0354	0.2077%	3.54%
441	11/19/2003	1	6.0287%	0.0000%	5.8608%	1.0286	0.1679%	2.86%
442	11/19/2003	1	5.9244%	0.0000%	5.8608%	1.0108	0.0635%	1.08%
443	11/19/2003	1	5.9274%	0.0000%	5.8608%	1.0114	0.0666%	1.14%
444	11/19/2003	1	5.9292%	0.0000%	5.8608%	1.0117	0.0684%	1.17%
445	11/20/2003	1	6.0105%	0.0000%	5.8608%	1.0255	0.1497%	2.55%
446	11/21/2003	1	5.8413%	0.0000%	5.8608%	0.9967	-.0195%	-0.33%
447	11/25/2003	1	5.9596%	0.0000%	5.8608%	1.0169	0.0988%	1.69%
448	11/25/2003	1	6.1193%	0.0000%	5.8608%	1.0441	0.2585%	4.41%
449	11/26/2003	1	6.1149%	0.0000%	5.8608%	1.0434	0.2541%	4.34%
450	11/26/2003	1	5.9539%	0.0000%	5.8608%	1.0159	0.0931%	1.59%
451	11/27/2003	1	5.8326%	0.0000%	5.8608%	0.9952	-.0282%	-0.48%
452	11/27/2003	1	5.9724%	0.0000%	5.8608%	1.0190	0.1116%	1.90%
453	12/03/2003	1	5.8391%	0.0000%	5.8608%	0.9963	-.0217%	-0.37%
454	12/03/2003	1	6.0421%	0.0000%	5.8608%	1.0309	0.1813%	3.09%
455	12/09/2003	1	5.9591%	0.0000%	5.8608%	1.0168	0.0982%	1.68%
456	12/11/2003	1	6.0670%	0.0000%	5.8608%	1.0352	0.2061%	3.52%
457	12/11/2003	1	6.0067%	0.0000%	5.8608%	1.0249	0.1459%	2.49%
458	12/12/2003	1	5.9805%	0.0000%	5.8608%	1.0204	0.1196%	2.04%
459	12/13/2003	1	5.9572%	0.0000%	5.8608%	1.0164	0.0964%	1.64%
460	12/14/2003	1	5.8796%	0.0000%	5.8608%	1.0032	0.0187%	0.32%
461	12/14/2003	1	6.0283%	0.0000%	5.8608%	1.0286	0.1674%	2.86%
462	12/17/2003	1	5.8896%	0.0000%	5.8608%	1.0049	0.0288%	0.49%
463	12/17/2003	1	6.0064%	0.0000%	5.8608%	1.0248	0.1456%	2.48%
464	12/18/2003	1	5.9607%	0.0000%	5.8608%	1.0170	0.0999%	1.70%
465	12/19/2003	1	5.7789%	0.0000%	5.8608%	0.9860	-.0820%	-1.40%
466	12/19/2003	1	6.0420%	0.0000%	5.8608%	1.0309	0.1812%	3.09%
467	12/20/2003	1	5.9659%	0.0000%	5.8608%	1.0179	0.1051%	1.79%
468	12/21/2003	1	5.9676%	0.0000%	5.8608%	1.0182	0.1068%	1.82%
469	12/22/2003	1	5.9719%	0.0000%	5.8608%	1.0190	0.1111%	1.90%
470	12/22/2003	1	5.8814%	0.0000%	5.8608%	1.0035	0.0206%	0.35%
* 471	12/23/2003	1	5.8685%	0.0000%	5.8608%	1.0013	0.0076%	0.13%
472	12/23/2003	1	5.9809%	0.0000%	5.8608%	1.0205	0.1201%	2.05%
473	12/24/2003	1	5.9186%	0.0000%	5.8608%	1.0099	0.0578%	0.99%
474	12/26/2003	1	5.8860%	0.0000%	5.8608%	1.0043	0.0252%	0.43%
475	12/27/2003	1	5.9189%	0.0000%	5.8608%	1.0099	0.0581%	0.99%
476	12/27/2003	1	6.0152%	0.0000%	5.8608%	1.0263	0.1544%	2.63%
477	12/28/2003	1	5.6347%	0.0000%	5.8608%	0.9614	-.2261%	-3.86%
478	12/29/2003	1	5.9426%	0.0000%	5.8608%	1.0140	0.0818%	1.40%
479	12/29/2003	1	5.7548%	0.0000%	5.8608%	0.9819	-.1060%	-1.81%
480	12/30/2003	1	5.8260%	0.0000%	5.8608%	0.9941	-.0348%	-0.59%

WEIGHT PERCENT 240-Pu DATA

Calendar Year 2003

SRS : Calex 1

#	Date Measured	Instr. ID	240-Pu	Uncert. 1 STD	Accepted Weight %	Ratio M/A	Weight % Error	Percent Error
481	12/30/2003	1	6.0226%	0.0000%	5.8608%	1.0276	0.1617%	2.76%
482	12/31/2003	1	5.7001%	0.0000%	5.8608%	0.9726	-.1608%	-2.74%

Statistical outliers are in bold *, and are not included in graphs and tables.

Mean Error:	0.0652%	1.11%
Standard Deviation:	0.1227%	2.09%

L. ^{241}Pu ISOTOPE ABUNDANCE TABLES AND GRAPHS

RESULTS OF ANALYSIS OF 241-Pu DATA
1st QUARTER 2003 Calex 1

	HANFORD	LLNL	SRS
Mean error (weight %)	0.0000%	-0.0002%	0.0014%
Standard Deviation (weight %)	0.0006%	0.0006%	0.0041%
Uncertainty in the Mean (weight %)	0.0001%	0.0001%	0.0004%
Mean Error (%)	0.02%	-0.20%	1.23%
Standard Deviation (%)	0.52%	0.50%	3.46%
Uncertainty in the Mean (%)	0.09%	0.10%	0.30%
Number of Data Points	36	24	136
Number of Outliers	0	0	1

Difference from Last Quarter in:

Mean error (weight %)	0.0002%	0.0002%	0.0017%
Standard Deviation (weight %)	-0.0001%	-0.0001%	0.0023%
Uncertainty in the Mean (weight %)	0.0000%	0.0000%	0.0002%
Mean Error (%)	0.20%	0.15%	1.43%
Standard Deviation (%)	-0.08%	-0.09%	1.95%
Uncertainty in the Mean (%)	-0.01%	-0.03%	0.14%
Number of Data Points	-4	4	45

RESULTS OF ANALYSIS OF 241-Pu DATA
2nd QUARTER 2003 Calex 1

	HANFORD	LLNL	SRS
Mean error (weight %)	0.0004%	-0.0004%	0.0012%
Standard Deviation (weight %)	0.0007%	0.0008%	0.0007%
Uncertainty in the Mean (weight %)	0.0001%	0.0002%	0.0001%
Mean Error (%)	0.31%	-0.37%	1.05%
Standard Deviation (%)	0.56%	0.65%	0.64%
Uncertainty in the Mean (%)	0.08%	0.14%	0.06%
Number of Data Points	50	21	103
Number of Outliers	1	1	1

Difference from Last Quarter in:

Mean error (weight %)	0.0003%	-0.0002%	-0.0002%
Standard Deviation (weight %)	0.0000%	0.0002%	-0.0033%
Uncertainty in the Mean (weight %)	0.0000%	0.0000%	-0.0003%
Mean Error (%)	0.29%	-0.18%	-0.18%
Standard Deviation (%)	0.04%	0.15%	-2.82%
Uncertainty in the Mean (%)	-0.01%	0.04%	-0.23%
Number of Data Points	14	-3	-33

RESULTS OF ANALYSIS OF 241-Pu DATA
3rd QUARTER 2003 Calex 1

	HANFORD	LLNL	SRS
Mean error (weight %)	0.0002%	-0.0005%	-0.0020%
Standard Deviation (weight %)	0.0007%	0.0009%	0.0015%
Uncertainty in the Mean (weight %)	0.0001%	0.0002%	0.0001%
Mean Error (%)	0.21%	-0.45%	-1.71%
Standard Deviation (%)	0.61%	0.81%	1.33%
Uncertainty in the Mean (%)	0.09%	0.14%	0.12%
Number of Data Points	50	34	134
Number of Outliers	1	0	0

Difference from Last Quarter in:

Mean error (weight %)	-0.0001%	-0.0001%	-0.0032%
Standard Deviation (weight %)	0.0000%	0.0002%	0.0008%
Uncertainty in the Mean (weight %)	0.0000%	0.0000%	0.0001%
Mean Error (%)	-0.10%	-0.07%	-2.77%
Standard Deviation (%)	0.05%	0.16%	0.69%
Uncertainty in the Mean (%)	0.01%	0.00%	0.05%
Number of Data Points	0	13	31

RESULTS OF ANALYSIS OF 241-Pu DATA
4th QUARTER 2003 Calex 1

	HANFORD	LLNL	SRS
Mean error (weight %)	0.0003%	-0.0002%	-0.0016%
Standard Deviation (weight %)	0.0007%	0.0009%	0.0008%
Uncertainty in the Mean (weight %)	0.0001%	0.0003%	0.0001%
Mean Error (%)	0.22%	-0.20%	-1.42%
Standard Deviation (%)	0.62%	0.80%	0.71%
Uncertainty in the Mean (%)	0.11%	0.27%	0.07%
Number of Data Points	30	9	106
Number of Outliers	0	0	1

Difference from Last Quarter in:

Mean error (weight %)	0.0000%	0.0003%	0.0004%
Standard Deviation (weight %)	0.0000%	0.0000%	-0.0007%
Uncertainty in the Mean (weight %)	0.0000%	0.0001%	-0.0001%
Mean Error (%)	0.01%	0.24%	0.30%
Standard Deviation (%)	0.01%	-0.01%	-0.62%
Uncertainty in the Mean (%)	0.03%	0.13%	-0.05%
Number of Data Points	-20	-25	-28

RESULTS OF ANALYSIS OF 241-Pu DATA
1st QUARTER 2003 Calex 2

	HANFORD	LLNL	SRS
Mean error (weight %)	****	0.0732%	****
Standard Deviation (weight %)	****	0.0047%	****
Uncertainty in the Mean (weight %)	****	0.0027%	****
Mean Error (%)	****	10.43%	****
Standard Deviation (%)	****	0.71%	****
Uncertainty in the Mean (%)	****	0.41%	****
Number of Data Points	****	3	****
Number of Outliers	****	0	****
Difference from Last Quarter in:			
Mean error (weight %)	****	0.0066%	****
Standard Deviation (weight %)	****	0.0004%	****
Uncertainty in the Mean (weight %)	****	0.0011%	****
Mean Error (%)	****	1.07%	****
Standard Deviation (%)	****	0.10%	****
Uncertainty in the Mean (%)	****	0.18%	****
Number of Data Points	0	-4	0

RESULTS OF ANALYSIS OF 241-Pu DATA
2nd QUARTER 2003 Calex 2

	HANFORD	LLNL	SRS
Mean error (weight %)	****	0.0810%	****
Standard Deviation (weight %)	****	0.0017%	****
Uncertainty in the Mean (weight %)	****	0.0009%	****
Mean Error (%)	****	11.63%	****
Standard Deviation (%)	****	0.28%	****
Uncertainty in the Mean (%)	****	0.14%	****
Number of Data Points	****	4	****
Number of Outliers	****	0	****
Difference from Last Quarter in:			
Mean error (weight %)	****	0.0078%	****
Standard Deviation (weight %)	****	-0.0029%	****
Uncertainty in the Mean (weight %)	****	-0.0018%	****
Mean Error (%)	****	1.21%	****
Standard Deviation (%)	****	-0.44%	****
Uncertainty in the Mean (%)	****	-0.27%	****
Number of Data Points	0	1	0

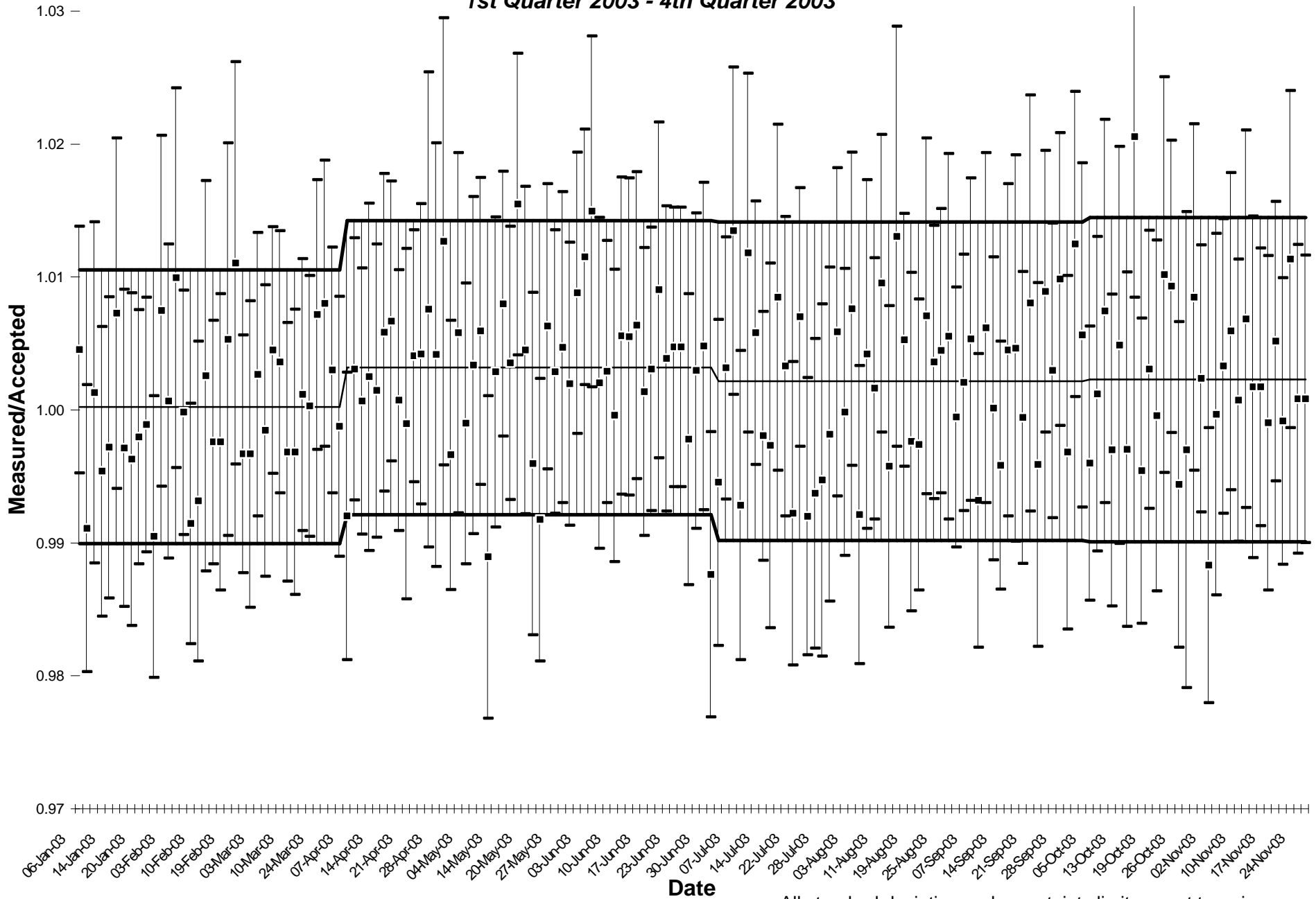
RESULTS OF ANALYSIS OF 241-Pu DATA
3rd QUARTER 2003 Calex 2

	HANFORD	LLNL	SRS
Mean error (weight %)	****	0.0885%	****
Standard Deviation (weight %)	****	0.0021%	****
Uncertainty in the Mean (weight %)	****	0.0009%	****
Mean Error (%)	****	12.89%	****
Standard Deviation (%)	****	0.36%	****
Uncertainty in the Mean (%)	****	0.16%	****
Number of Data Points	****	5	****
Number of Outliers	****	0	****
Difference from Last Quarter in:			
Mean error (weight %)	****	0.0075%	****
Standard Deviation (weight %)	****	0.0004%	****
Uncertainty in the Mean (weight %)	****	0.0001%	****
Mean Error (%)	****	1.25%	****
Standard Deviation (%)	****	0.09%	****
Uncertainty in the Mean (%)	****	0.02%	****
Number of Data Points	0	1	0

RESULTS OF ANALYSIS OF 241-Pu DATA
4th QUARTER 2003 Calex 2

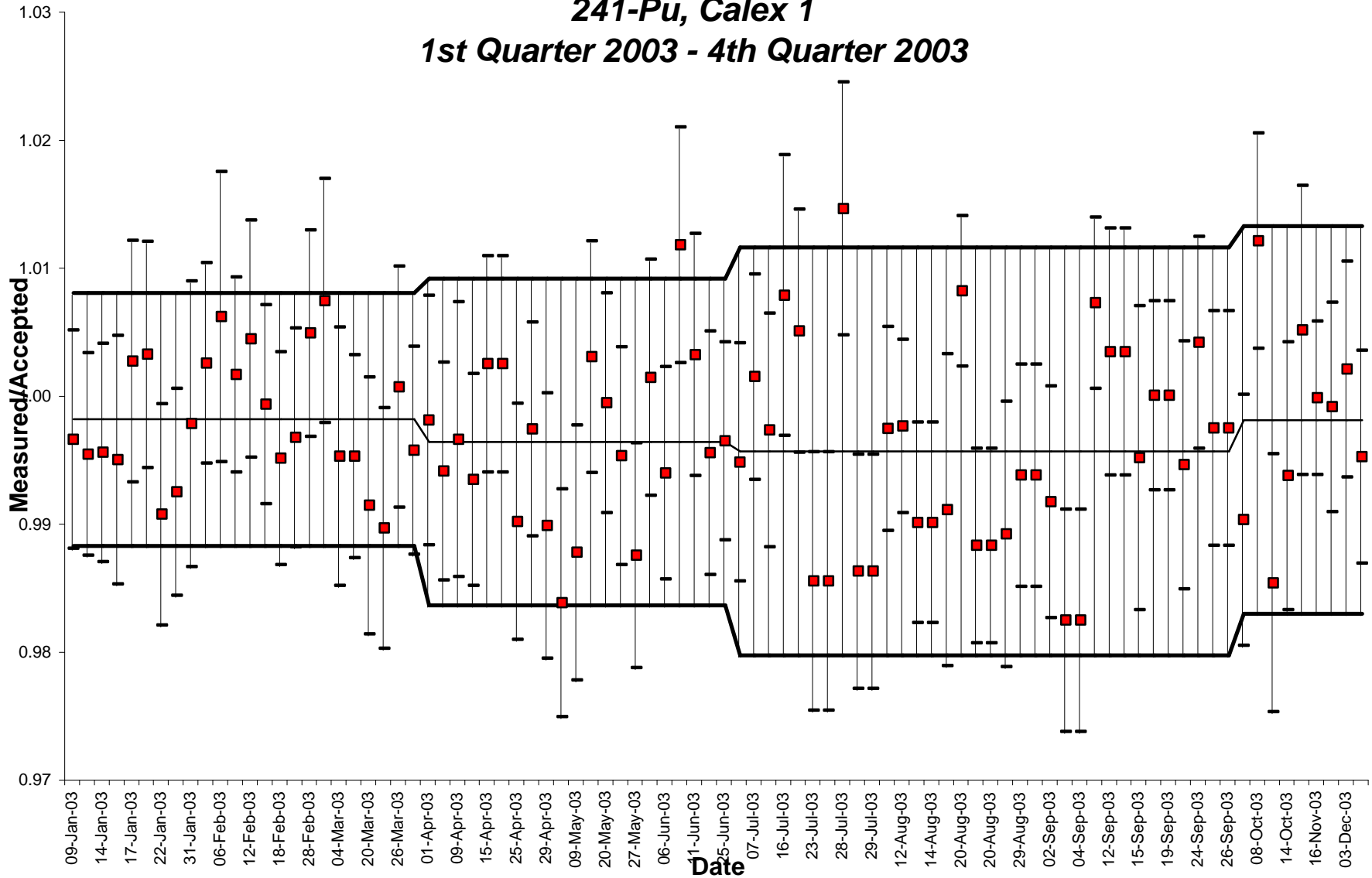
	HANFORD	LLNL	SRS
Mean error (weight %)	****	0.0985%	****
Standard Deviation (weight %)	****	0.0021%	****
Uncertainty in the Mean (weight %)	****	0.0009%	****
Mean Error (%)	****	14.50%	****
Standard Deviation (%)	****	0.34%	****
Uncertainty in the Mean (%)	****	0.15%	****
Number of Data Points	****	5	****
Number of Outliers	****	0	****
Difference from Last Quarter in:			
Mean error (weight %)	****	0.0100%	****
Standard Deviation (weight %)	****	-0.0001%	****
Uncertainty in the Mean (weight %)	****	0.0000%	****
Mean Error (%)	****	1.62%	****
Standard Deviation (%)	****	-0.02%	****
Uncertainty in the Mean (%)	****	-0.01%	****
Number of Data Points	0	0	0

HANFORD
241-Pu, Calex 1
1st Quarter 2003 - 4th Quarter 2003



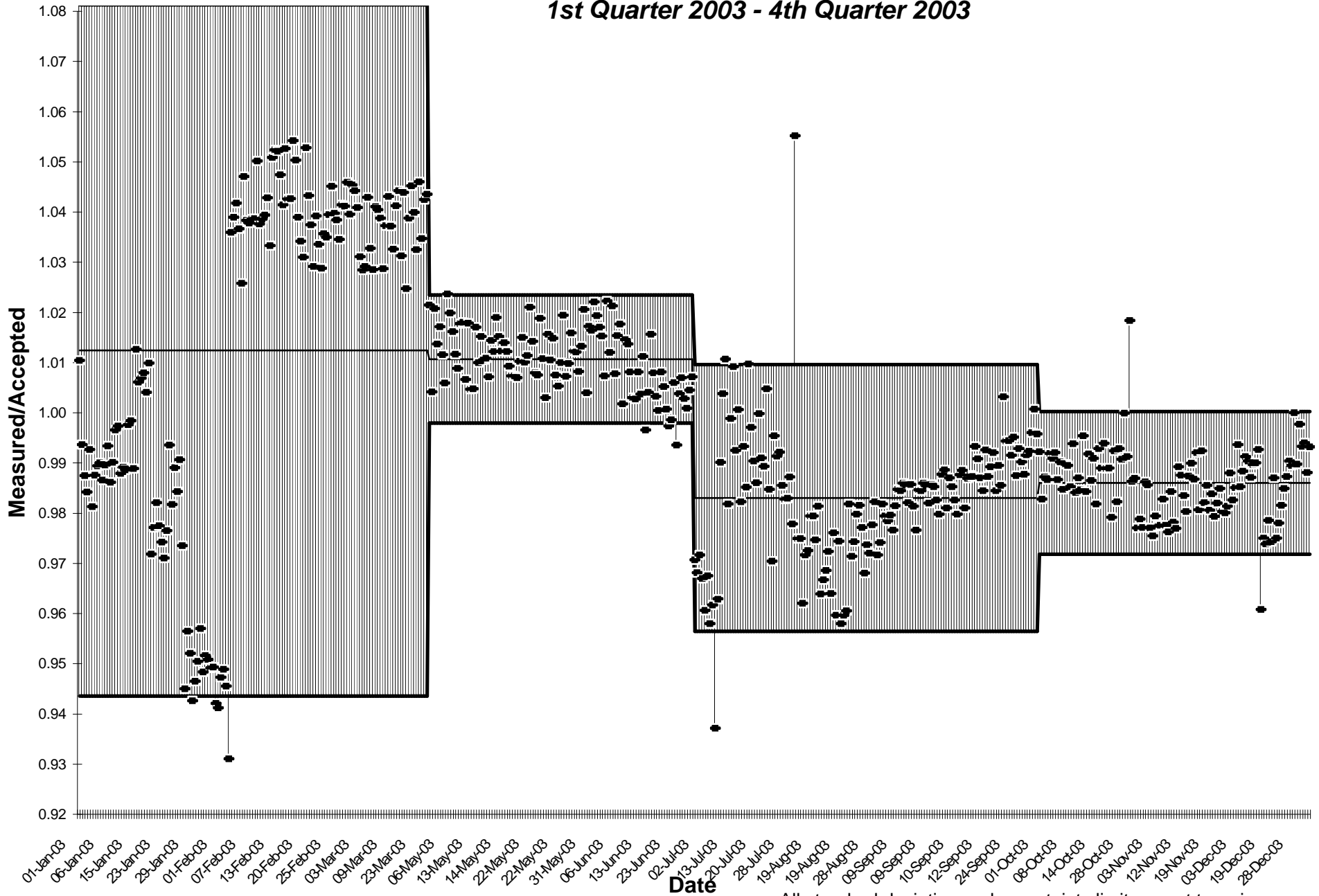
All standard deviation and uncertainty limits are at two sigma.

LAWRENCE LIVERMORE
241-Pu, Calex 1
1st Quarter 2003 - 4th Quarter 2003



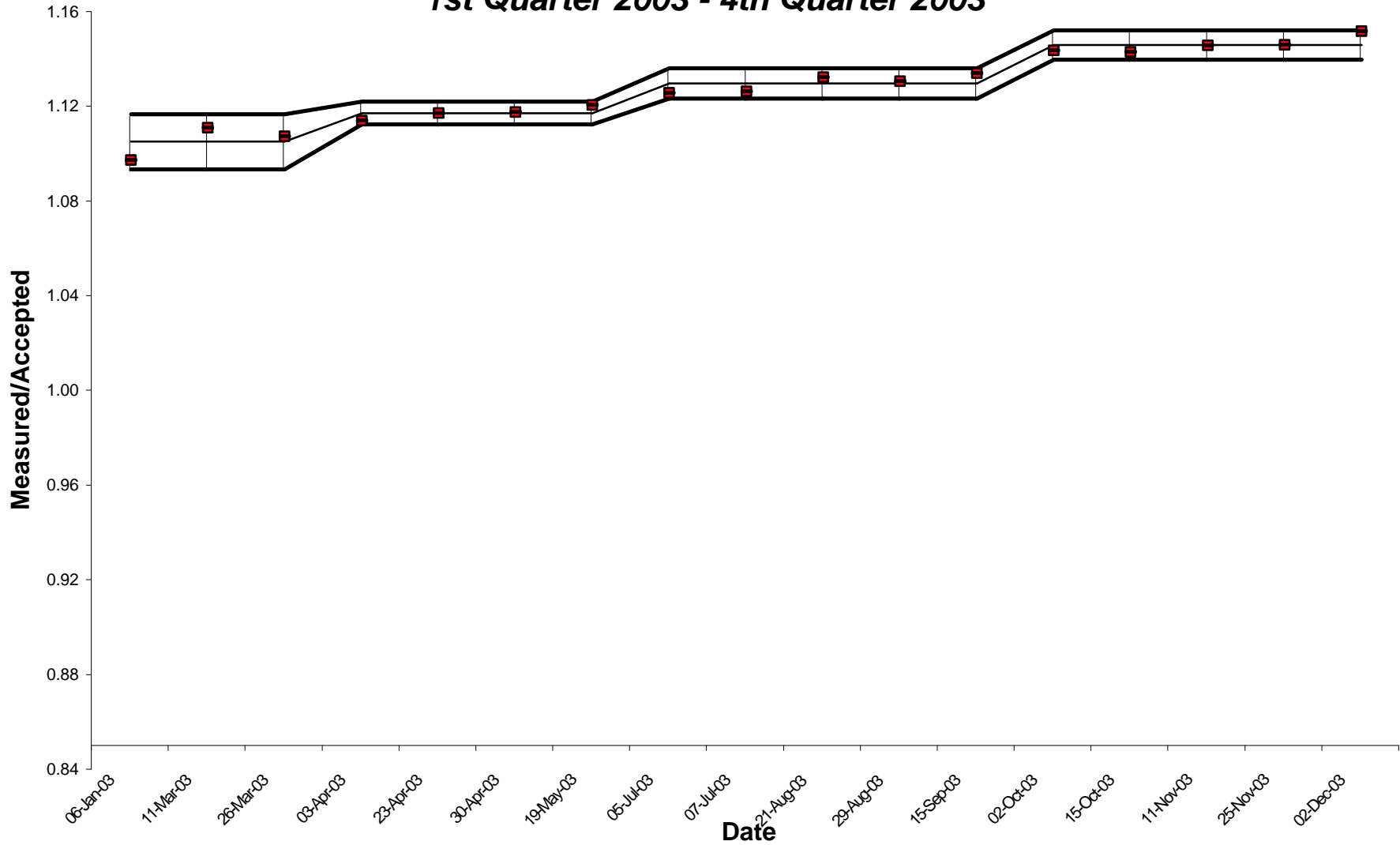
All standard deviation and uncertainty limits are at two sigma.

SAVANNAH RIVER 241-Pu, Calex 1 1st Quarter 2003 - 4th Quarter 2003



All standard deviation and uncertainty limits are at two sigma.

LAWRENCE LIVERMORE
241-Pu, Calex 2
1st Quarter 2003 - 4th Quarter 2003



All standard deviation and uncertainty limits are at two sigma.

RESULTS OF ANALYSIS OF 241-Pu DATA
2003 Calex 1

	HANFORD	LLNL	SRS
Mean error (weight %)	0.0002%	-0.0004%	-0.0024%
Standard Deviation (weight %)	0.0007%	0.0008%	0.0287%
Uncertainty in the Mean (weight %)	0.0001%	0.0001%	0.0013%
Mean Error (%)	0.20%	-0.34%	-0.22%
Standard Deviation (%)	0.58%	0.70%	2.44%
Uncertainty in the Mean (%)	0.05%	0.07%	0.11%
Number of Data Points	166	88	479
Number of Outliers	2	1	3

Difference from Last Year in:

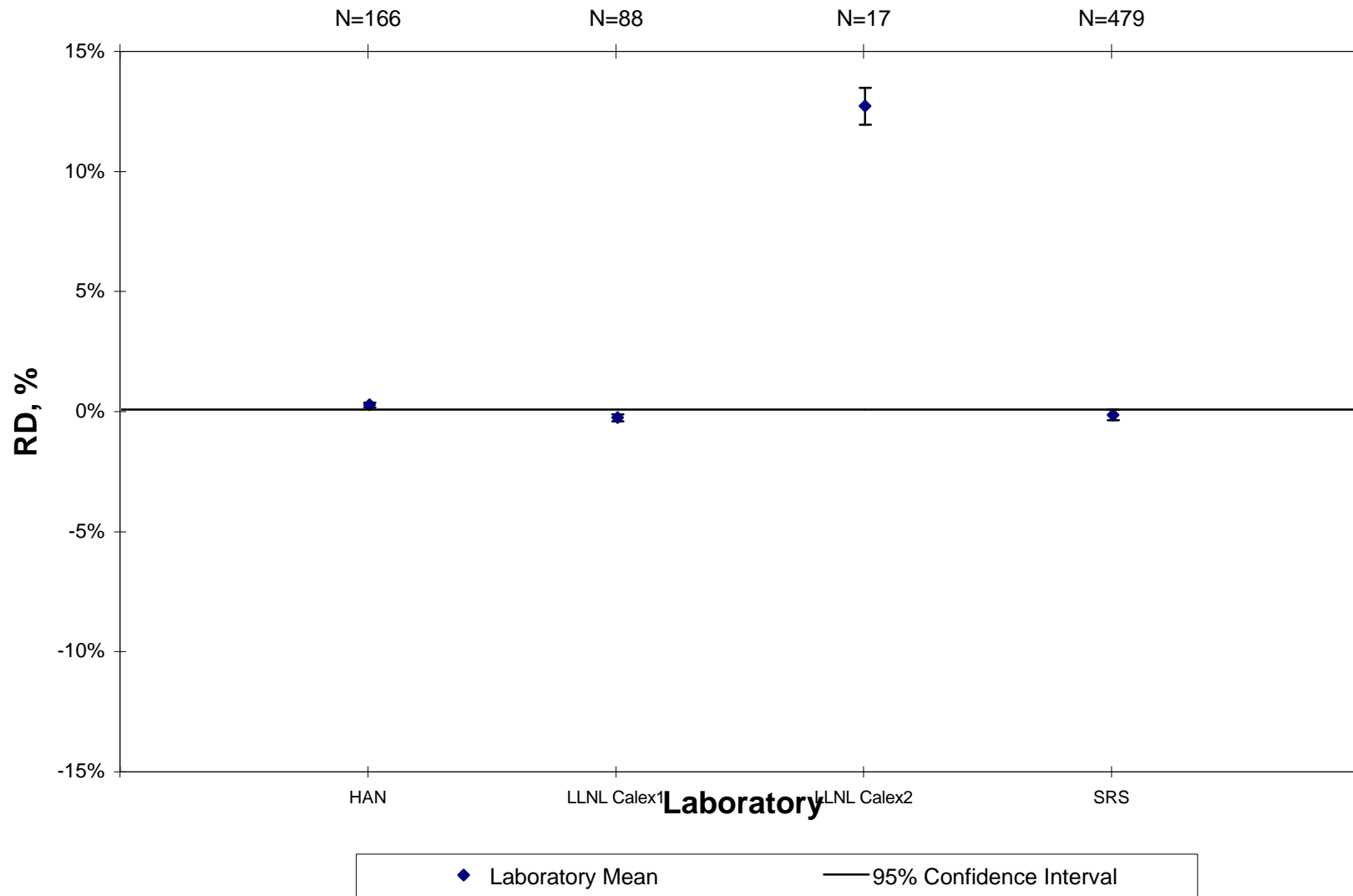
Mean error (weight %)	0.0002%	-0.0003%	0.0018%
Standard Deviation (weight %)	-0.0001%	-0.0001%	0.0150%
Uncertainty in the Mean (weight %)	0.0000%	0.0000%	0.0005%
Mean Error (%)	0.16%	-0.23%	0.13%
Standard Deviation (%)	-0.06%	-0.06%	1.31%
Uncertainty in the Mean (%)	0.00%	0.00%	0.04%
Number of Data Points	-3	-16	222
Number of Outliers	2	1	3

RESULTS OF ANALYSIS OF 241-Pu DATA
2003 Calex 2

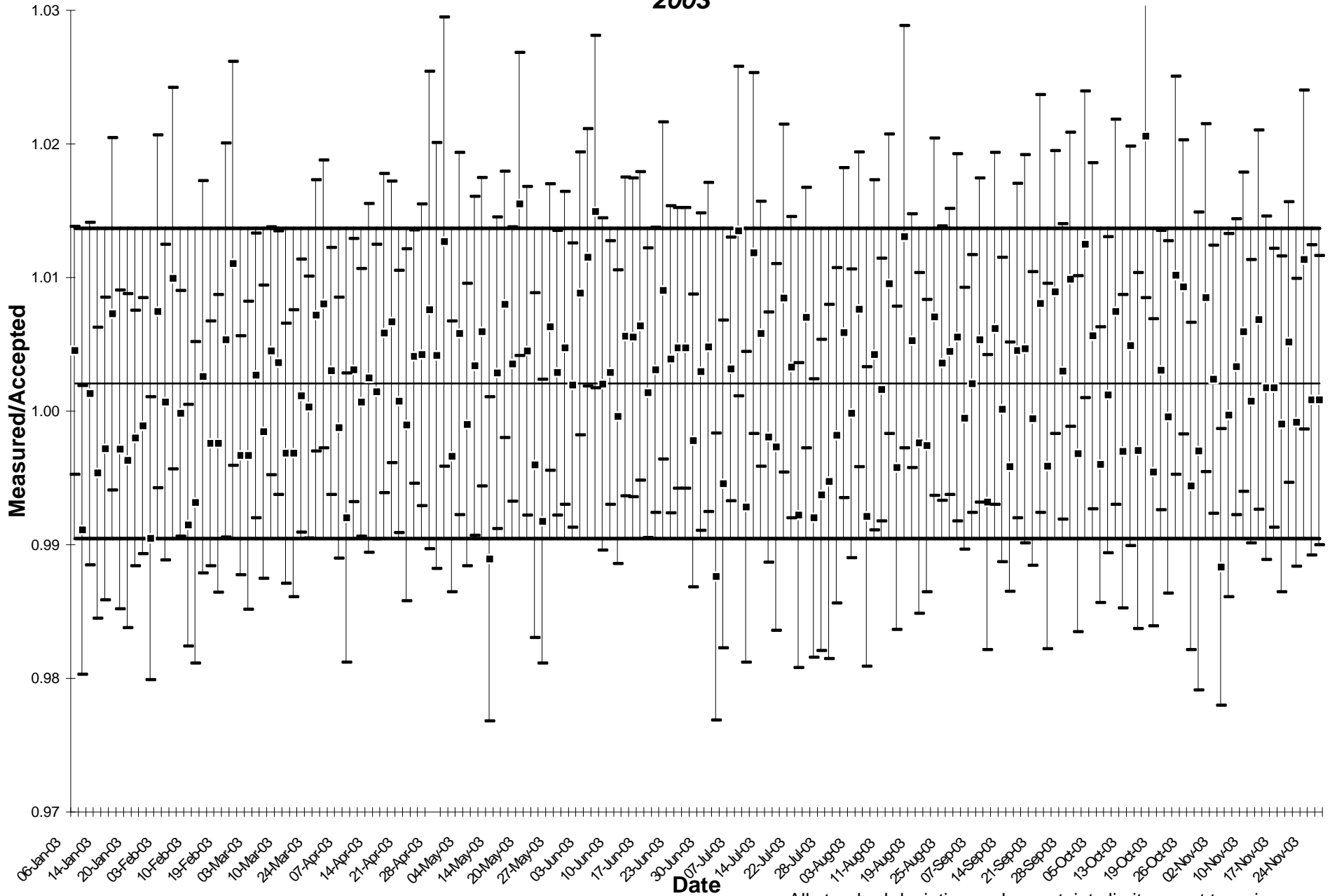
	HANFORD	LLNL	SRS
Mean error (weight %)	****	0.0870%	****
Standard Deviation (weight %)	****	0.0096%	****
Uncertainty in the Mean (weight %)	****	0.0023%	****
Mean Error (%)	****	12.63%	****
Standard Deviation (%)	****	1.55%	****
Uncertainty in the Mean (%)	****	0.38%	****
Number of Data Points	****	17	****
Number of Outliers	****	0	****
Difference from Last Year in:			
Mean error (weight %)	****	0.0411%	****
Standard Deviation (weight %)	****	-0.0185%	****
Uncertainty in the Mean (weight %)	****	-0.0045%	****
Mean Error (%)	****	6.22%	****
Standard Deviation (%)	****	-2.38%	****
Uncertainty in the Mean (%)	****	-0.58%	****
Number of Data Points	0	0	0
Number of Outliers	0	0	0

New Brunswick Laboratory Calorimetry Exchange Program

Percent ^{241}Pu , 2002

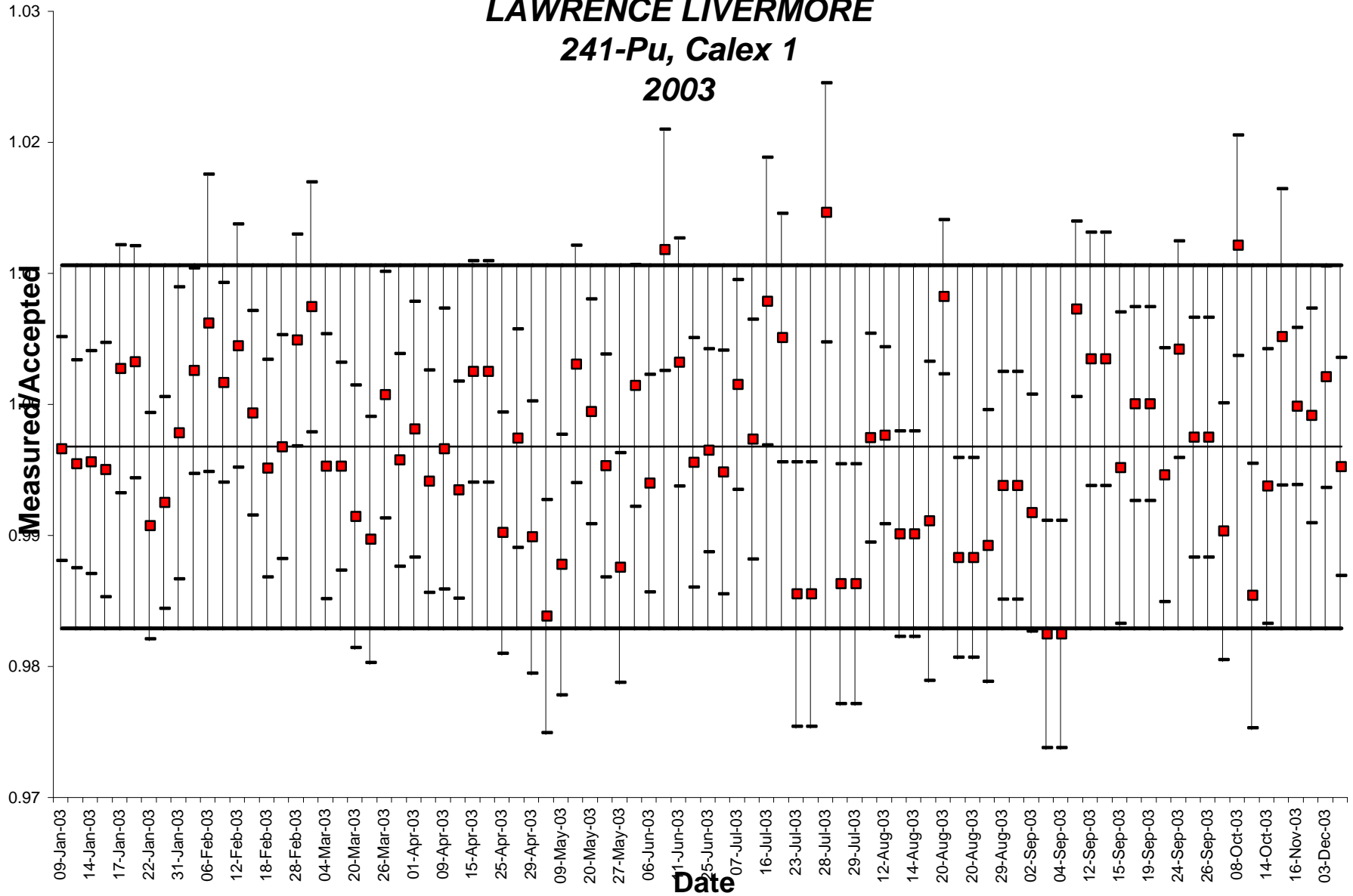


HANFORD
241-Pu, Calex 1
2003



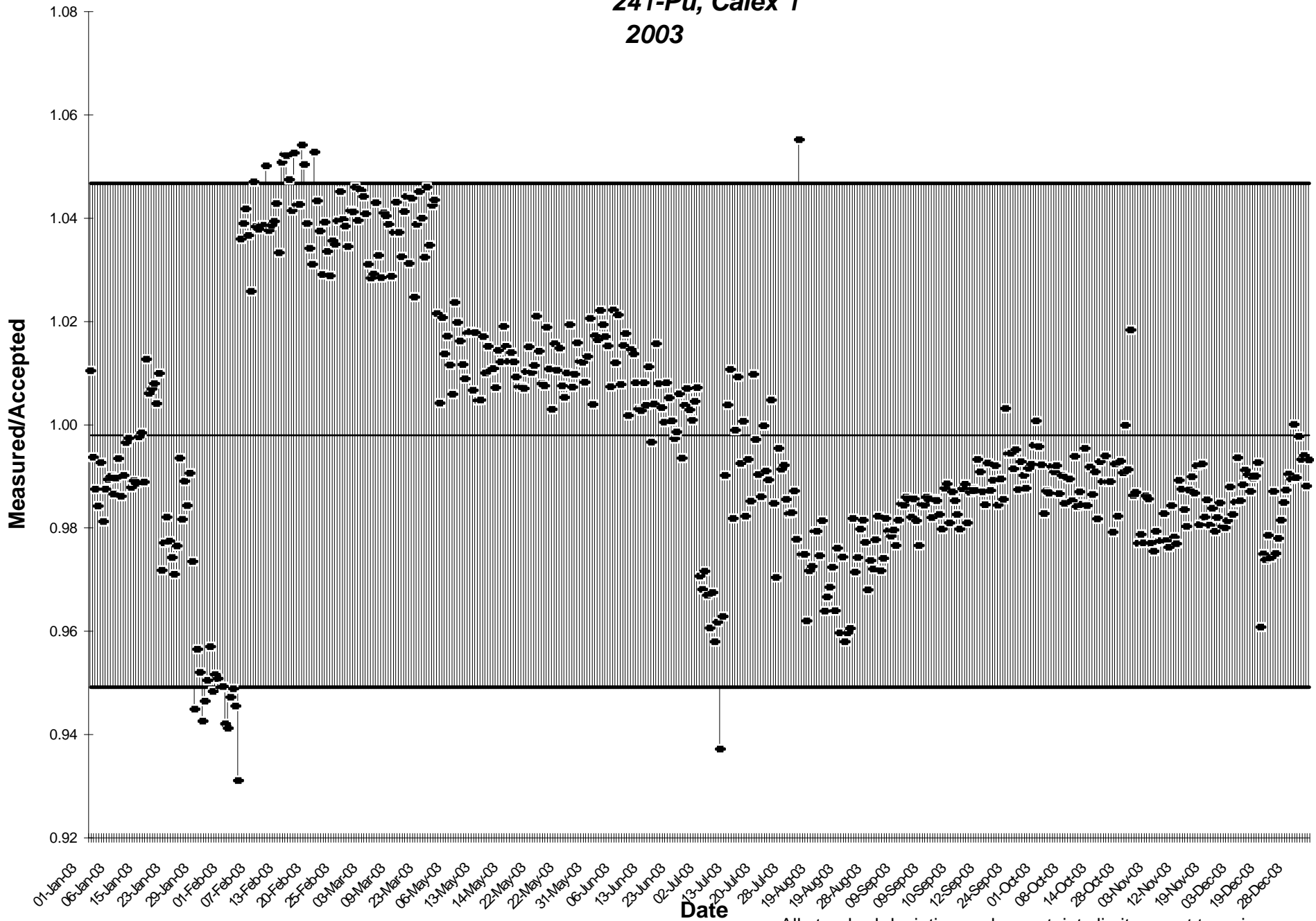
All standard deviation and uncertainty limits are at two sigma.

LAWRENCE LIVERMORE
241-Pu, Calex 1
2003



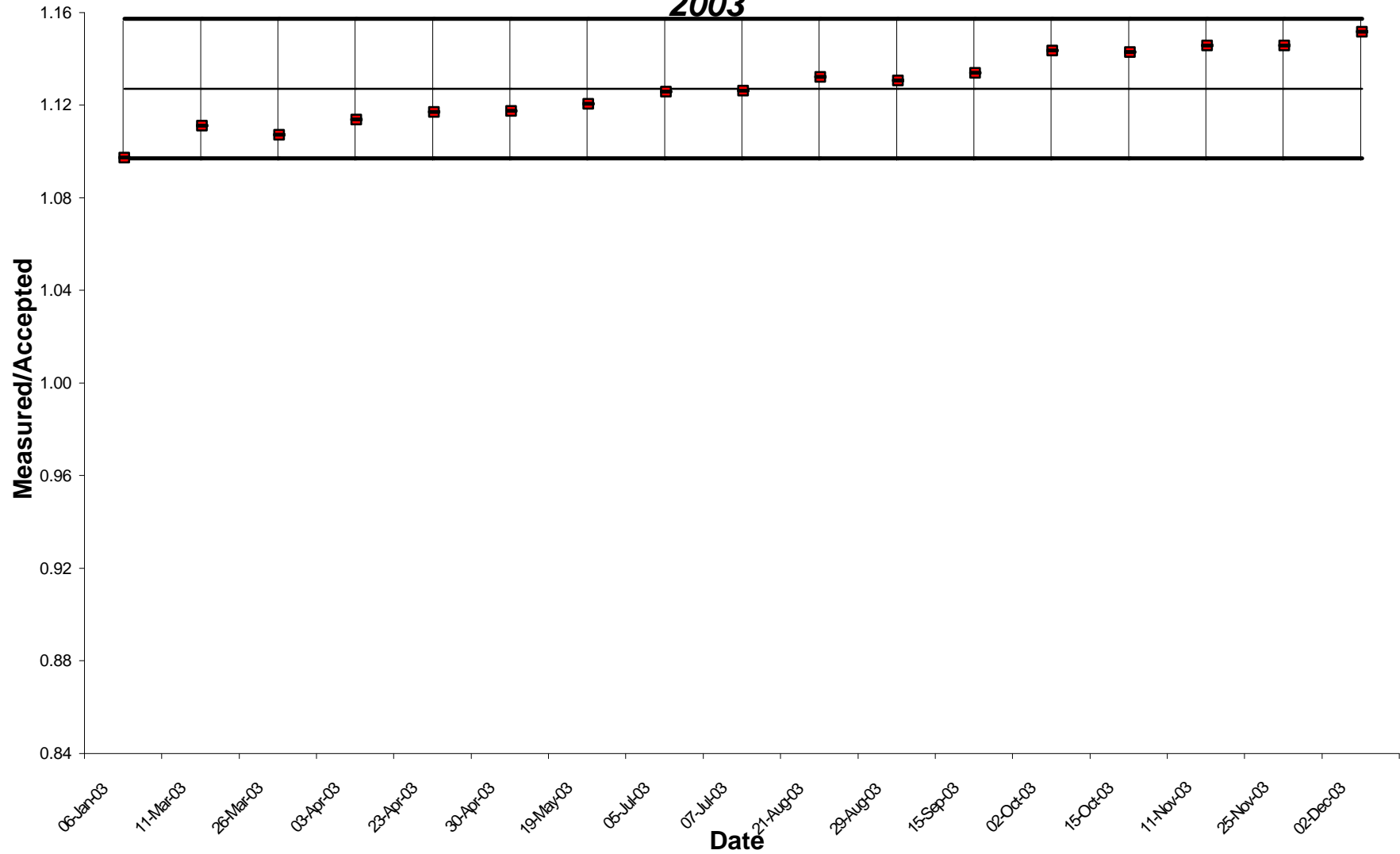
All standard deviation and uncertainty limits are at two sigma.

SAVANNAH RIVER 241-Pu, Calex 1 2003



All standard deviation and uncertainty limits are at two sigma.

LAWRENCE LIVERMORE
241-Pu, Calex 2
2003



All standard deviation and uncertainty limits are at two sigma.

WEIGHT PERCENT 241-Pu DATA

Calendar Year 2003

224

WHO : Calex 1

#	Date Measured	Instr. ID	241-Pu	Uncert. 1 STD	Accepted Weight %	Ratio M/A	Weight % Error	Percent Error
1	01/06/2003	2026	0.1196%	0.4600%	0.1191%	1.0045	0.0005%	0.45%
2	01/06/2003	2424	0.1180%	0.5500%	0.1191%	0.9910	-0.0011%	-0.90%
3	01/07/2003	1985	0.1192%	0.6400%	0.1191%	1.0012	0.0001%	0.12%
4	01/13/2003	2026	0.1184%	0.5500%	0.1190%	0.9953	-0.0006%	-0.47%
5	01/14/2003	2424	0.1186%	0.5700%	0.1189%	0.9971	-0.0003%	-0.29%
6	01/14/2003	1985	0.1198%	0.6500%	0.1189%	1.0072	0.0009%	0.72%
7	01/20/2003	2424	0.1185%	0.6000%	0.1188%	0.9971	-0.0003%	-0.29%
8	01/20/2003	1985	0.1184%	0.6300%	0.1188%	0.9962	-0.0004%	-0.38%
9	01/20/2003	2026	0.1186%	0.4800%	0.1188%	0.9979	-0.0002%	-0.21%
10	01/27/2003	2026	0.1186%	0.4800%	0.1187%	0.9988	-0.0001%	-0.12%
11	01/27/2003	2424	0.1176%	0.5400%	0.1187%	0.9904	-0.0011%	-0.96%
12	01/28/2003	1985	0.1196%	0.6500%	0.1187%	1.0074	0.0009%	0.74%
13	02/03/2003	2424	0.1187%	0.5900%	0.1186%	1.0006	0.0001%	0.06%
14	02/03/2003	1985	0.1198%	0.7000%	0.1186%	1.0099	0.0012%	0.99%
15	02/03/2003	2026	0.1186%	0.4600%	0.1186%	0.9998	0.0000%	-0.02%
16	02/10/2003	2026	0.1175%	0.4600%	0.1185%	0.9914	-0.0010%	-0.86%
17	02/10/2003	2424	0.1177%	0.6100%	0.1185%	0.9931	-0.0008%	-0.69%
18	02/11/2003	1985	0.1188%	0.7300%	0.1185%	1.0025	0.0003%	0.25%
19	02/18/2003	2026	0.1181%	0.4600%	0.1184%	0.9975	-0.0003%	-0.25%
20	02/18/2003	2424	0.1181%	0.5600%	0.1184%	0.9975	-0.0003%	-0.25%
21	02/19/2003	1985	0.1190%	0.7300%	0.1184%	1.0053	0.0006%	0.53%
22	02/24/2003	1985	0.1196%	0.7400%	0.1183%	1.0110	0.0013%	1.10%
23	02/24/2003	2026	0.1179%	0.4500%	0.1183%	0.9966	-0.0004%	-0.34%
24	02/24/2003	2424	0.1179%	0.5800%	0.1183%	0.9966	-0.0004%	-0.34%
25	03/03/2003	2026	0.1185%	0.5300%	0.1182%	1.0026	0.0003%	0.26%
26	03/03/2003	2424	0.1180%	0.5500%	0.1182%	0.9984	-0.0002%	-0.16%
27	03/04/2003	1985	0.1187%	0.4600%	0.1182%	1.0044	0.0005%	0.44%
28	03/10/2003	1985	0.1185%	0.4900%	0.1181%	1.0035	0.0004%	0.35%
29	03/10/2003	2026	0.1177%	0.4900%	0.1181%	0.9968	-0.0004%	-0.32%
30	03/10/2003	2424	0.1177%	0.5400%	0.1181%	0.9968	-0.0004%	-0.32%
31	03/17/2003	1985	0.1181%	0.5100%	0.1180%	1.0011	0.0001%	0.11%
32	03/17/2003	2026	0.1180%	0.4900%	0.1180%	1.0002	0.0000%	0.02%
33	03/24/2003	1985	0.1187%	0.5000%	0.1179%	1.0071	0.0008%	0.71%
34	03/24/2003	2026	0.1188%	0.5300%	0.1179%	1.0079	0.0009%	0.79%
35	03/31/2003	2026	0.1181%	0.4600%	0.1178%	1.0029	0.0003%	0.29%
36	03/31/2003	1985	0.1176%	0.4900%	0.1178%	0.9987	-0.0002%	-0.13%
37	04/07/2003	2740	0.1167%	0.5500%	0.1176%	0.9920	-0.0009%	-0.80%
38	04/07/2003	1985	0.1180%	0.4900%	0.1176%	1.0030	0.0004%	0.30%
39	04/08/2003	2026	0.1177%	0.5000%	0.1176%	1.0006	0.0001%	0.06%
40	04/09/2003	2424	0.1179%	0.6500%	0.1176%	1.0024	0.0003%	0.24%
41	04/14/2003	1985	0.1177%	0.5500%	0.1175%	1.0014	0.0002%	0.14%
42	04/15/2003	2424	0.1182%	0.5900%	0.1175%	1.0058	0.0007%	0.58%
43	04/15/2003	2026	0.1183%	0.5200%	0.1175%	1.0066	0.0008%	0.66%
44	04/15/2003	2740	0.1176%	0.4900%	0.1175%	1.0007	0.0001%	0.07%
45	04/21/2003	2424	0.1173%	0.6600%	0.1174%	0.9989	-0.0001%	-0.11%
46	04/21/2003	2740	0.1179%	0.4700%	0.1174%	1.0040	0.0005%	0.40%
47	04/22/2003	1985	0.1179%	0.5600%	0.1174%	1.0041	0.0005%	0.41%
* 48	04/23/2003	2026	0.1170%	0.5100%	0.1174%	0.9966	-0.0004%	-0.34%

WEIGHT PERCENT 241-Pu DATA

Calendar Year 2003

225

WHO : Calex 1

#	Date Measured	Instr. ID	241-Pu	Uncert. 1 STD	Accepted Weight %	Ratio M/A	Weight % Error	Percent Error
49	04/28/2003	1985	0.1182%	0.8800%	0.1173%	1.0075	0.0009%	0.75%
50	04/28/2003	2026	0.1178%	0.7900%	0.1173%	1.0041	0.0005%	0.41%
51	04/28/2003	2424	0.1188%	0.8200%	0.1173%	1.0126	0.0015%	1.26%
52	04/29/2003	2740	0.1169%	0.5100%	0.1173%	0.9965	-0.0004%	-0.35%
53	05/04/2003	1985	0.1179%	0.6700%	0.1172%	1.0057	0.0007%	0.57%
54	05/04/2003	2026	0.1171%	0.5300%	0.1172%	0.9989	-0.0001%	-0.11%
55	05/05/2003	2424	0.1176%	0.6300%	0.1172%	1.0033	0.0004%	0.33%
56	05/05/2003	2740	0.1179%	0.5700%	0.1172%	1.0059	0.0007%	0.59%
57	05/12/2003	2424	0.1158%	0.6200%	0.1171%	0.9889	-0.0013%	-1.11%
58	05/14/2003	1985	0.1174%	0.5800%	0.1171%	1.0028	0.0003%	0.28%
59	05/14/2003	2740	0.1180%	0.4900%	0.1171%	1.0079	0.0009%	0.79%
60	05/19/2003	2740	0.1174%	0.5100%	0.1170%	1.0035	0.0004%	0.35%
61	05/19/2003	1985	0.1188%	0.5500%	0.1170%	1.0154	0.0018%	1.54%
62	05/20/2003	2740	0.1175%	0.6100%	0.1170%	1.0044	0.0005%	0.44%
63	05/20/2003	2424	0.1165%	0.6500%	0.1170%	0.9959	-0.0005%	-0.41%
64	05/27/2003	2026	0.1159%	0.5400%	0.1169%	0.9917	-0.0010%	-0.83%
65	05/27/2003	2424	0.1176%	0.5300%	0.1169%	1.0062	0.0007%	0.62%
66	05/27/2003	2740	0.1172%	0.5300%	0.1169%	1.0028	0.0003%	0.28%
67	05/28/2003	1985	0.1174%	0.5800%	0.1169%	1.0047	0.0005%	0.47%
68	06/02/2003	2740	0.1170%	0.5300%	0.1168%	1.0019	0.0002%	0.19%
69	06/02/2003	1985	0.1178%	0.5200%	0.1168%	1.0087	0.0010%	0.87%
70	06/03/2003	2026	0.1181%	0.4700%	0.1168%	1.0114	0.0013%	1.14%
71	06/03/2003	2424	0.1185%	0.6400%	0.1168%	1.0149	0.0017%	1.49%
72	06/09/2003	1985	0.1169%	0.6200%	0.1167%	1.0020	0.0002%	0.20%
73	06/09/2003	2740	0.1170%	0.4900%	0.1167%	1.0028	0.0003%	0.28%
74	06/10/2003	2026	0.1166%	0.5500%	0.1167%	0.9995	-0.0001%	-0.05%
75	06/10/2003	2424	0.1173%	0.5900%	0.1167%	1.0055	0.0006%	0.55%
76	06/16/2003	2424	0.1172%	0.5900%	0.1166%	1.0055	0.0006%	0.55%
77	06/16/2003	1985	0.1173%	0.5700%	0.1166%	1.0063	0.0007%	0.63%
78	06/17/2003	2026	0.1167%	0.5400%	0.1165%	1.0013	0.0002%	0.13%
79	06/17/2003	2740	0.1169%	0.5300%	0.1165%	1.0030	0.0004%	0.30%
80	06/23/2003	1985	0.1175%	0.6200%	0.1165%	1.0090	0.0010%	0.90%
81	06/23/2003	2026	0.1169%	0.5700%	0.1165%	1.0038	0.0004%	0.38%
82	06/23/2003	2740	0.1170%	0.5200%	0.1165%	1.0047	0.0005%	0.47%
83	06/23/2003	2740	0.1170%	0.5200%	0.1165%	1.0047	0.0005%	0.47%
84	06/29/2003	2740	0.1161%	0.5500%	0.1164%	0.9977	-0.0003%	-0.23%
85	06/29/2003	2026	0.1167%	0.5900%	0.1164%	1.0029	0.0003%	0.29%
86	06/30/2003	1985	0.1169%	0.6100%	0.1163%	1.0047	0.0006%	0.47%
87	06/30/2003	2424	0.1149%	0.5500%	0.1163%	0.9876	-0.0014%	-1.24%
88	07/07/2003	2424	0.1156%	0.6200%	0.1162%	0.9945	-0.0006%	-0.55%
89	07/07/2003	2740	0.1166%	0.4900%	0.1162%	1.0031	0.0004%	0.31%
90	07/07/2003	1985	0.1178%	0.6000%	0.1162%	1.0134	0.0016%	1.34%
91	07/07/2003	2026	0.1154%	0.5900%	0.1162%	0.9928	-0.0008%	-0.72%
92	07/14/2003	1985	0.1175%	0.6600%	0.1161%	1.0118	0.0014%	1.18%
93	07/14/2003	2026	0.1168%	0.4900%	0.1161%	1.0057	0.0007%	0.57%
94	07/14/2003	2740	0.1159%	0.4700%	0.1161%	0.9980	-0.0002%	-0.20%
95	07/15/2003	2424	0.1158%	0.6900%	0.1161%	0.9973	-0.0003%	-0.27%
96	07/21/2003	1985	0.1170%	0.6400%	0.1160%	1.0084	0.0010%	0.84%

WEIGHT PERCENT 241-Pu DATA

Calendar Year 2003

226

WHO : Calex 1

#	Date Measured	Instr. ID	241-Pu	Uncert. 1 STD	Accepted Weight %	Ratio M/A	Weight % Error	Percent Error
97	07/21/2003	2026	0.1164%	0.5600%	0.1160%	1.0032	0.0004%	0.32%
98	07/22/2003	2424	0.1151%	0.5800%	0.1160%	0.9921	-0.0009%	-0.79%
99	07/23/2003	2740	0.1168%	0.4800%	0.1160%	1.0069	0.0008%	0.69%
100	07/27/2003	2424	0.1150%	0.5300%	0.1159%	0.9919	-0.0009%	-0.81%
101	07/27/2003	2740	0.1152%	0.5900%	0.1159%	0.9937	-0.0007%	-0.63%
102	07/28/2003	1985	0.1153%	0.6700%	0.1159%	0.9947	-0.0006%	-0.53%
103	07/28/2003	2026	0.1157%	0.6300%	0.1159%	0.9981	-0.0002%	-0.19%
104	08/03/2003	1985	0.1165%	0.6100%	0.1158%	1.0058	0.0007%	0.58%
105	08/03/2003	2026	0.1158%	0.5400%	0.1158%	0.9998	0.0000%	-0.02%
106	08/03/2003	2740	0.1167%	0.5800%	0.1158%	1.0075	0.0009%	0.75%
* 107	08/03/2003	2424	0.1167%	0.6400%	0.1158%	1.0075	0.0009%	0.75%
108	08/10/2003	2026	0.1148%	0.5700%	0.1157%	0.9920	-0.0009%	-0.80%
109	08/10/2003	1985	0.1162%	0.6500%	0.1157%	1.0041	0.0005%	0.41%
110	08/10/2003	2740	0.1159%	0.4900%	0.1157%	1.0016	0.0002%	0.16%
111	08/11/2003	2424	0.1168%	0.5500%	0.1157%	1.0095	0.0011%	0.95%
112	08/18/2003	2026	0.1151%	0.6100%	0.1156%	0.9957	-0.0005%	-0.43%
113	08/18/2003	1985	0.1171%	0.7700%	0.1156%	1.0130	0.0015%	1.30%
114	08/18/2003	2740	0.1162%	0.4700%	0.1156%	1.0052	0.0006%	0.52%
115	08/19/2003	2424	0.1153%	0.6400%	0.1156%	0.9976	-0.0003%	-0.24%
116	08/24/2003	2424	0.1152%	0.5500%	0.1155%	0.9973	-0.0003%	-0.27%
117	08/25/2003	1985	0.1163%	0.6600%	0.1155%	1.0070	0.0008%	0.70%
118	08/25/2003	2026	0.1159%	0.5100%	0.1155%	1.0035	0.0004%	0.35%
119	08/25/2003	2740	0.1160%	0.5300%	0.1155%	1.0044	0.0005%	0.44%
120	09/02/2003	1985	0.1160%	0.6800%	0.1154%	1.0055	0.0006%	0.55%
121	09/02/2003	2026	0.1153%	0.4900%	0.1154%	0.9994	-0.0001%	-0.06%
122	09/02/2003	2740	0.1156%	0.4800%	0.1154%	1.0020	0.0002%	0.20%
123	09/07/2003	1985	0.1159%	0.6000%	0.1153%	1.0053	0.0006%	0.53%
124	09/07/2003	2026	0.1145%	0.5600%	0.1153%	0.9931	-0.0008%	-0.69%
125	09/07/2003	2424	0.1160%	0.6500%	0.1153%	1.0061	0.0007%	0.61%
126	09/07/2003	2740	0.1153%	0.5700%	0.1153%	1.0001	0.0000%	0.01%
127	09/14/2003	2740	0.1147%	0.4700%	0.1152%	0.9958	-0.0005%	-0.42%
128	09/14/2003	2424	0.1157%	0.6200%	0.1152%	1.0045	0.0005%	0.45%
129	09/15/2003	1985	0.1157%	0.7200%	0.1152%	1.0046	0.0005%	0.46%
130	09/15/2003	2026	0.1151%	0.5500%	0.1152%	0.9994	-0.0001%	-0.06%
131	09/21/2003	1985	0.1160%	0.7700%	0.1151%	1.0080	0.0009%	0.80%
132	09/21/2003	2424	0.1146%	0.6900%	0.1151%	0.9958	-0.0005%	-0.42%
133	09/21/2003	2740	0.1161%	0.5200%	0.1151%	1.0089	0.0010%	0.89%
134	09/22/2003	2026	0.1154%	0.5500%	0.1151%	1.0029	0.0003%	0.29%
135	09/28/2003	2026	0.1161%	0.5400%	0.1150%	1.0098	0.0011%	0.98%
136	09/28/2003	2740	0.1146%	0.6700%	0.1150%	0.9967	-0.0004%	-0.33%
137	09/28/2003	2424	0.1164%	0.5600%	0.1150%	1.0124	0.0014%	1.24%
138	09/29/2003	1985	0.1156%	0.6400%	0.1150%	1.0056	0.0006%	0.56%
139	10/05/2003	2740	0.1144%	0.5200%	0.1149%	0.9959	-0.0005%	-0.41%
140	10/05/2003	2424	0.1150%	0.5900%	0.1149%	1.0011	0.0001%	0.11%
141	10/06/2003	1985	0.1157%	0.7100%	0.1149%	1.0074	0.0008%	0.74%
142	10/06/2003	2026	0.1145%	0.5900%	0.1149%	0.9969	-0.0004%	-0.31%
143	10/13/2003	1985	0.1153%	0.7400%	0.1147%	1.0048	0.0006%	0.48%
144	10/13/2003	2424	0.1144%	0.6700%	0.1147%	0.9970	-0.0003%	-0.30%

WEIGHT PERCENT 241-Pu DATA

Calendar Year 2003

227

WHO : Calex 1

#	Date Measured	Instr. ID	241-Pu	Uncert. 1 STD	Accepted Weight %	Ratio M/A	Weight % Error	Percent Error	
145	10/13/2003	2740	0.1171%	0.5800%	0.1147%	1.0205	0.0024%	2.05%	
146	10/14/2003	2026	0.1142%	0.5800%	0.1147%	0.9954	-.0005%	-0.46%	
147	10/19/2003	2740	0.1150%	0.5200%	0.1147%	1.0030	0.0003%	0.30%	
148	10/19/2003	2424	0.1146%	0.6600%	0.1147%	0.9995	-.0001%	-0.05%	
149	10/20/2003	1985	0.1158%	0.7300%	0.1146%	1.0101	0.0012%	1.01%	
150	10/20/2003	2026	0.1157%	0.5400%	0.1146%	1.0092	0.0011%	0.92%	
151	10/26/2003	2740	0.1139%	0.6200%	0.1146%	0.9943	-.0007%	-0.57%	
152	10/26/2003	2424	0.1142%	0.9000%	0.1146%	0.9969	-.0004%	-0.31%	
153	10/27/2003	1985	0.1155%	0.6400%	0.1145%	1.0084	0.0010%	0.84%	
154	10/27/2003	2026	0.1148%	0.5000%	0.1145%	1.0023	0.0003%	0.23%	
155	11/02/2003	2026	0.1131%	0.5300%	0.1144%	0.9883	-.0013%	-1.17%	
156	11/02/2003	2424	0.1144%	0.6800%	0.1144%	0.9996	0.0000%	-0.04%	
157	11/03/2003	2740	0.1148%	0.5500%	0.1144%	1.0032	0.0004%	0.32%	
158	11/03/2003	1985	0.1151%	0.5900%	0.1144%	1.0059	0.0007%	0.59%	
159	11/10/2003	2740	0.1144%	0.5300%	0.1143%	1.0007	0.0001%	0.07%	
160	11/10/2003	2424	0.1151%	0.7000%	0.1143%	1.0068	0.0008%	0.68%	
161	11/11/2003	1985	0.1145%	0.6400%	0.1143%	1.0017	0.0002%	0.17%	
162	11/11/2003	2026	0.1145%	0.5200%	0.1143%	1.0017	0.0002%	0.17%	
163	11/17/2003	1985	0.1141%	0.6300%	0.1142%	0.9990	-.0001%	-0.10%	
164	11/17/2003	2026	0.1148%	0.5200%	0.1142%	1.0051	0.0006%	0.51%	
165	11/18/2003	2740	0.1141%	0.5400%	0.1142%	0.9991	-.0001%	-0.09%	
166	11/24/2003	1985	0.1154%	0.6200%	0.1141%	1.0113	0.0013%	1.13%	
167	11/24/2003	2740	0.1142%	0.5800%	0.1141%	1.0008	0.0001%	0.08%	
168	11/24/2003	2026	0.1142%	0.5400%	0.1141%	1.0008	0.0001%	0.08%	
Statistical outliers are in bold *, and are not included in graphs and tables.							Mean Error:	0.0002%	0.20%
							Standard Deviation:	0.0007%	0.58%

WEIGHT PERCENT 241-Pu DATA

Calendar Year 2003

228

LLNL : Calex 1

#	Date Measured	Instr. ID	241-Pu	Uncert. 1 STD	Accepted Weight %	Ratio M/A	Weight % Error	Percent Error
1	01/09/2003	3a	0.1186%	0.4300%	0.1190%	0.9965	-0.0004%	-0.35%
2	01/13/2003	1	0.1184%	0.4000%	0.1190%	0.9953	-0.0006%	-0.47%
3	01/14/2003	3a	0.1184%	0.4300%	0.1189%	0.9954	-0.0005%	-0.46%
4	01/16/2003	2	0.1183%	0.4900%	0.1189%	0.9949	-0.0006%	-0.51%
5	01/17/2003	3a	0.1192%	0.4700%	0.1189%	1.0026	0.0003%	0.26%
6	01/21/2003	1	0.1192%	0.4400%	0.1188%	1.0031	0.0004%	0.31%
7	01/22/2003	3a	0.1177%	0.4400%	0.1188%	0.9906	-0.0011%	-0.94%
8	01/29/2003	3a	0.1178%	0.4100%	0.1187%	0.9924	-0.0009%	-0.76%
9	01/31/2003	2	0.1184%	0.5600%	0.1187%	0.9977	-0.0003%	-0.23%
10	02/04/2003	1	0.1189%	0.3900%	0.1186%	1.0024	0.0003%	0.24%
11	02/06/2003	3a	0.1193%	0.5600%	0.1186%	1.0061	0.0007%	0.61%
12	02/10/2003	1	0.1187%	0.3800%	0.1185%	1.0015	0.0002%	0.15%
13	02/12/2003	3a	0.1190%	0.4600%	0.1185%	1.0043	0.0005%	0.43%
14	02/18/2003	1	0.1183%	0.3900%	0.1184%	0.9992	-0.0001%	-0.08%
15	02/18/2003	3a	0.1178%	0.4200%	0.1184%	0.9950	-0.0006%	-0.50%
16	02/24/2003	3a	0.1179%	0.4300%	0.1183%	0.9966	-0.0004%	-0.34%
17	02/28/2003	1	0.1188%	0.4000%	0.1182%	1.0048	0.0006%	0.48%
18	02/28/2003	3a	0.1191%	0.4700%	0.1182%	1.0073	0.0009%	0.73%
19	03/04/2003	2	0.1176%	0.5100%	0.1182%	0.9951	-0.0006%	-0.49%
20	03/04/2003	3a	0.1176%	0.4000%	0.1182%	0.9951	-0.0006%	-0.49%
21	03/20/2003	2	0.1169%	0.5100%	0.1179%	0.9913	-0.0010%	-0.87%
22	03/26/2003	2	0.1166%	0.4800%	0.1178%	0.9895	-0.0012%	-1.05%
23	03/26/2003	3a	0.1179%	0.4700%	0.1178%	1.0006	0.0001%	0.06%
24	03/27/2003	1	0.1173%	0.4100%	0.1178%	0.9956	-0.0005%	-0.44%
25	04/01/2003	3A	0.1175%	0.4900%	0.1177%	0.9980	-0.0002%	-0.20%
26	04/03/2003	3A	0.1170%	0.4300%	0.1177%	0.9940	-0.0007%	-0.60%
27	04/09/2003	2	0.1172%	0.5400%	0.1176%	0.9965	-0.0004%	-0.35%
28	04/11/2003	3A	0.1168%	0.4200%	0.1176%	0.9933	-0.0008%	-0.67%
29	04/15/2003	1	0.1178%	0.4200%	0.1175%	1.0024	0.0003%	0.24%
30	04/15/2003	1	0.1178%	0.4200%	0.1175%	1.0024	0.0003%	0.24%
31	04/25/2003	3A	0.1162%	0.4700%	0.1174%	0.9901	-0.0012%	-0.99%
32	04/28/2003	1	0.1170%	0.4200%	0.1173%	0.9973	-0.0003%	-0.27%
33	04/29/2003	2	0.1161%	0.5300%	0.1173%	0.9897	-0.0012%	-1.03%
34	05/05/2003	3A	0.1153%	0.4600%	0.1172%	0.9837	-0.0019%	-1.63%
35	05/09/2003	3A	0.1157%	0.5100%	0.1172%	0.9876	-0.0015%	-1.24%
36	05/15/2003	1	0.1174%	0.4500%	0.1171%	1.0029	0.0003%	0.29%
37	05/20/2003	2	0.1169%	0.4300%	0.1170%	0.9993	-0.0001%	-0.07%
38	05/21/2003	3A	0.1164%	0.4300%	0.1170%	0.9952	-0.0006%	-0.48%
39	05/27/2003	3A	0.1154%	0.4500%	0.1169%	0.9874	-0.0015%	-1.26%
40	06/04/2003	1	0.1169%	0.4600%	0.1167%	1.0013	0.0002%	0.13%
41	06/06/2003	3A	0.1160%	0.4200%	0.1167%	0.9938	-0.0007%	-0.62%
42	06/11/2003	1	0.1180%	0.4500%	0.1166%	1.0117	0.0014%	1.17%
43	06/11/2003	3A	0.1170%	0.4700%	0.1166%	1.0031	0.0004%	0.31%
* 44	06/16/2003	2	0.1155%	0.4500%	0.1166%	0.9909	-0.0011%	-0.91%
45	06/18/2003	3A	0.1160%	0.4800%	0.1165%	0.9954	-0.0005%	-0.46%
46	06/25/2003	3A	0.1160%	0.3900%	0.1164%	0.9963	-0.0004%	-0.37%
47	07/02/2003	3A	0.1157%	0.4700%	0.1163%	0.9947	-0.0006%	-0.53%
48	07/07/2003	1	0.1164%	0.4000%	0.1162%	1.0014	0.0002%	0.14%

WEIGHT PERCENT 241-Pu DATA

Calendar Year 2003

229

LLNL : Calex 1

#	Date Measured	Instr. ID	241-Pu	Uncert. 1 STD	Accepted Weight %	Ratio M/A	Weight % Error	Percent Error
49	07/08/2003	3A	0.1159%	0.4600%	0.1162%	0.9972	-0.0003%	-0.28%
50	07/16/2003	3A	0.1170%	0.5400%	0.1161%	1.0077	0.0009%	0.77%
51	07/21/2003	1	0.1166%	0.4700%	0.1160%	1.0049	0.0006%	0.49%
52	07/23/2003	3A	0.1143%	0.5200%	0.1160%	0.9854	-0.0017%	-1.46%
53	07/23/2003	3A	0.1143%	0.5200%	0.1160%	0.9854	-0.0017%	-1.46%
54	07/28/2003	1	0.1176%	0.4800%	0.1159%	1.0145	0.0017%	1.45%
55	07/29/2003	3A	0.1143%	0.4700%	0.1159%	0.9862	-0.0016%	-1.38%
56	07/29/2003	3A	0.1143%	0.4700%	0.1159%	0.9862	-0.0016%	-1.38%
57	08/04/2003	2	0.1155%	0.4000%	0.1158%	0.9973	-0.0003%	-0.27%
58	08/12/2003	1	0.1154%	0.3400%	0.1157%	0.9975	-0.0003%	-0.25%
59	08/14/2003	3A	0.1145%	0.4000%	0.1157%	0.9900	-0.0012%	-1.00%
60	08/14/2003	3A	0.1145%	0.4000%	0.1157%	0.9900	-0.0012%	-1.00%
61	08/15/2003	2	0.1146%	0.6200%	0.1156%	0.9910	-0.0010%	-0.90%
62	08/20/2003	1	0.1165%	0.2900%	0.1156%	1.0081	0.0009%	0.81%
63	08/20/2003	3A	0.1142%	0.3900%	0.1156%	0.9882	-0.0014%	-1.18%
64	08/20/2003	3A	0.1142%	0.3900%	0.1156%	0.9882	-0.0014%	-1.18%
65	08/27/2003	2	0.1142%	0.5300%	0.1155%	0.9891	-0.0013%	-1.09%
66	08/29/2003	3A	0.1147%	0.4400%	0.1154%	0.9937	-0.0007%	-0.63%
67	08/29/2003	3A	0.1147%	0.4400%	0.1154%	0.9937	-0.0007%	-0.63%
68	09/02/2003	1	0.1144%	0.4600%	0.1154%	0.9916	-0.0010%	-0.84%
69	09/04/2003	3A	0.1133%	0.4500%	0.1153%	0.9823	-0.0020%	-1.77%
70	09/04/2003	3A	0.1133%	0.4500%	0.1153%	0.9823	-0.0020%	-1.77%
71	09/08/2003	1	0.1161%	0.3300%	0.1153%	1.0071	0.0008%	0.71%
72	09/12/2003	3A	0.1156%	0.4800%	0.1152%	1.0033	0.0004%	0.33%
73	09/12/2003	3A	0.1156%	0.4800%	0.1152%	1.0033	0.0004%	0.33%
74	09/15/2003	1	0.1146%	0.6000%	0.1152%	0.9950	-0.0006%	-0.50%
75	09/19/2003	3A	0.1151%	0.3700%	0.1151%	0.9999	0.0000%	-0.01%
76	09/19/2003	3A	0.1151%	0.3700%	0.1151%	0.9999	0.0000%	-0.01%
77	09/24/2003	1	0.1144%	0.4900%	0.1150%	0.9945	-0.0006%	-0.55%
78	09/24/2003	2	0.1155%	0.4100%	0.1150%	1.0040	0.0005%	0.40%
79	09/26/2003	3A	0.1147%	0.4600%	0.1150%	0.9973	-0.0003%	-0.27%
80	09/26/2003	3A	0.1147%	0.4600%	0.1150%	0.9973	-0.0003%	-0.27%
81	10/01/2003	3A	0.1138%	0.5000%	0.1149%	0.9902	-0.0011%	-0.98%
82	10/08/2003	3A	0.1162%	0.4100%	0.1148%	1.0120	0.0014%	1.20%
83	10/10/2003	3A	0.1131%	0.5200%	0.1148%	0.9853	-0.0017%	-1.47%
84	10/14/2003	3A	0.1140%	0.5300%	0.1147%	0.9936	-0.0007%	-0.64%
85	10/21/2003	3A	0.1152%	0.5600%	0.1146%	1.0050	0.0006%	0.50%
86	11/16/2003	3A	0.1142%	0.3000%	0.1142%	0.9997	0.0000%	-0.03%
87	11/24/2003	3A	0.1140%	0.4100%	0.1141%	0.9990	-0.0001%	-0.10%
88	12/03/2003	3A	0.1142%	0.4200%	0.1140%	1.0020	0.0002%	0.20%
89	12/11/2003	3A	0.1133%	0.4200%	0.1139%	0.9951	-0.0006%	-0.49%

Statistical outliers are in bold *, and are not included in graphs and tables.

Mean Error:

-0.0004%

-0.34%

Standard Deviation:

0.0008%

0.70%

WEIGHT PERCENT 241-Pu DATA

Calendar Year 2003

230

LLNL : Calex 2

#	Date Measured	Instr. ID	241-Pu	Uncert. 1 STD	Accepted Weight %	Ratio M/A	Weight % Error	Percent Error
1	01/06/2003	3A	0.7748%	0.0000%	0.7067%	1.0963	0.0681%	9.63%
2	03/11/2003	2	0.7780%	0.0000%	0.7008%	1.1101	0.0772%	11.01%
3	03/26/2003	3	0.7738%	0.0000%	0.6994%	1.1063	0.0744%	10.63%
4	04/03/2003	3A	0.7776%	0.0000%	0.6987%	1.1129	0.0789%	11.29%
5	04/23/2003	3A	0.7778%	0.0000%	0.6969%	1.1161	0.0809%	11.61%
6	04/30/2003	3A	0.7774%	0.0000%	0.6962%	1.1166	0.0812%	11.66%
7	05/19/2003	3A	0.7776%	0.0000%	0.6945%	1.1197	0.0831%	11.97%
8	07/05/2003	3A	0.7764%	0.0000%	0.6902%	1.1249	0.0862%	12.49%
9	07/07/2003	3A	0.7766%	0.0000%	0.6900%	1.1254	0.0866%	12.54%
10	08/21/2003	3A	0.7761%	0.0000%	0.6860%	1.1314	0.0901%	13.14%
11	08/29/2003	3A	0.7741%	0.0000%	0.6853%	1.1296	0.0888%	12.96%
12	09/15/2003	3A	0.7747%	0.0000%	0.6837%	1.1330	0.0910%	13.30%
13	10/02/2003	3A	0.7795%	0.0000%	0.6822%	1.1426	0.0973%	14.26%
14	10/15/2003	3A	0.7778%	0.0000%	0.6810%	1.1421	0.0968%	14.21%
15	11/11/2003	3A	0.7769%	0.0000%	0.6786%	1.1448	0.0983%	14.48%
16	11/25/2003	3A	0.7756%	0.0000%	0.6774%	1.1450	0.0982%	14.50%
17	12/02/2003	3A	0.7788%	0.0000%	0.6768%	1.1508	0.1020%	15.08%

Statistical outliers are in bold *, and are not included in graphs and tables.

Mean Error:

0.0870%

12.63%

Standard Deviation:

0.0096%

1.55%

WEIGHT PERCENT 241-Pu DATA

Calendar Year 2003

231

SRS : Calex 1

#	Date Measured	Instr. ID	241-Pu	Uncert. 1 STD	Accepted Weight %	Ratio M/A	Weight % Error	Percent Error
1	01/01/2003	1	0.1204%	0.0000%	0.1191%	1.0103	0.0012%	1.03%
2	01/01/2003	1	0.1184%	0.0000%	0.1191%	0.9935	-0.0008%	-0.65%
3	01/02/2003	1	0.1176%	0.0000%	0.1191%	0.9873	-0.0015%	-1.27%
4	01/02/2003	1	0.1172%	0.0000%	0.1191%	0.9841	-0.0019%	-1.59%
5	01/03/2003	1	0.1182%	0.0000%	0.1191%	0.9925	-0.0009%	-0.75%
6	01/03/2003	1	0.1169%	0.0000%	0.1191%	0.9811	-0.0023%	-1.89%
7	01/04/2003	1	0.1176%	0.0000%	0.1191%	0.9873	-0.0015%	-1.27%
8	01/04/2003	1	0.1178%	0.0000%	0.1191%	0.9893	-0.0013%	-1.07%
9	01/05/2003	1	0.1179%	0.0000%	0.1191%	0.9898	-0.0012%	-1.02%
10	01/05/2003	1	0.1175%	0.0000%	0.1191%	0.9864	-0.0016%	-1.36%
11	01/06/2003	1	0.1178%	0.0000%	0.1191%	0.9894	-0.0013%	-1.06%
12	01/06/2003	1	0.1183%	0.0000%	0.1191%	0.9932	-0.0008%	-0.68%
13	01/07/2003	1	0.1174%	0.0000%	0.1191%	0.9860	-0.0017%	-1.40%
14	01/08/2003	1	0.1178%	0.0000%	0.1190%	0.9900	-0.0012%	-1.00%
15	01/09/2003	1	0.1186%	0.0000%	0.1190%	0.9964	-0.0004%	-0.36%
16	01/10/2003	1	0.1187%	0.0000%	0.1190%	0.9972	-0.0003%	-0.28%
17	01/10/2003	1	0.1175%	0.0000%	0.1190%	0.9877	-0.0015%	-1.23%
18	01/11/2003	1	0.1177%	0.0000%	0.1190%	0.9890	-0.0013%	-1.10%
19	01/11/2003	1	0.1176%	0.0000%	0.1190%	0.9884	-0.0014%	-1.16%
20	01/12/2003	1	0.1187%	0.0000%	0.1190%	0.9975	-0.0003%	-0.25%
21	01/12/2003	1	0.1188%	0.0000%	0.1190%	0.9982	-0.0002%	-0.18%
22	01/13/2003	1	0.1176%	0.0000%	0.1190%	0.9887	-0.0013%	-1.13%
23	01/15/2003	1	0.1204%	0.0000%	0.1189%	1.0125	0.0015%	1.25%
24	01/16/2003	1	0.1196%	0.0000%	0.1189%	1.0059	0.0007%	0.59%
25	01/19/2003	1	0.1197%	0.0000%	0.1189%	1.0067	0.0008%	0.67%
26	01/19/2003	1	0.1198%	0.0000%	0.1189%	1.0078	0.0009%	0.78%
27	01/20/2003	1	0.1193%	0.0000%	0.1188%	1.0039	0.0005%	0.39%
28	01/21/2003	1	0.1200%	0.0000%	0.1188%	1.0097	0.0012%	0.97%
29	01/21/2003	1	0.1155%	0.0000%	0.1188%	0.9716	-0.0034%	-2.84%
30	01/22/2003	1	0.1161%	0.0000%	0.1188%	0.9770	-0.0027%	-2.30%
31	01/22/2003	1	0.1167%	0.0000%	0.1188%	0.9819	-0.0021%	-1.81%
32	01/23/2003	1	0.1161%	0.0000%	0.1188%	0.9773	-0.0027%	-2.27%
33	01/23/2003	1	0.1157%	0.0000%	0.1188%	0.9741	-0.0031%	-2.59%
34	01/23/2003	1	0.1153%	0.0000%	0.1188%	0.9709	-0.0035%	-2.91%
35	01/24/2003	1	0.1160%	0.0000%	0.1188%	0.9763	-0.0028%	-2.37%
36	01/25/2003	1	0.1180%	0.0000%	0.1188%	0.9934	-0.0008%	-0.66%
37	01/26/2003	1	0.1166%	0.0000%	0.1188%	0.9815	-0.0022%	-1.85%
38	01/26/2003	1	0.1174%	0.0000%	0.1188%	0.9889	-0.0013%	-1.11%
39	01/26/2003	1	0.1169%	0.0000%	0.1188%	0.9841	-0.0019%	-1.59%
40	01/28/2003	1	0.1176%	0.0000%	0.1187%	0.9905	-0.0011%	-0.95%
41	01/29/2003	1	0.1155%	0.0000%	0.1187%	0.9733	-0.0032%	-2.67%
42	01/29/2003	1	0.1122%	0.0000%	0.1187%	0.9448	-0.0066%	-5.52%
43	01/29/2003	1	0.1135%	0.0000%	0.1187%	0.9563	-0.0052%	-4.37%
44	01/29/2003	1	0.1130%	0.0000%	0.1187%	0.9518	-0.0057%	-4.82%
45	01/29/2003	1	0.1119%	0.0000%	0.1187%	0.9424	-0.0068%	-5.76%
46	01/29/2003	1	0.1123%	0.0000%	0.1187%	0.9463	-0.0064%	-5.37%
47	01/30/2003	1	0.1128%	0.0000%	0.1187%	0.9503	-0.0059%	-4.97%
48	01/30/2003	1	0.1136%	0.0000%	0.1187%	0.9569	-0.0051%	-4.31%

WEIGHT PERCENT 241-Pu DATA

Calendar Year 2003

232

SRS : Calex 1

#	Date Measured	Instr. ID	241-Pu	Uncert. 1 STD	Accepted Weight %	Ratio M/A	Weight % Error	Percent Error
49	01/30/2003	1	0.1125%	0.0000%	0.1187%	0.9482	-.0062%	-5.18%
50	01/30/2003	1	0.1129%	0.0000%	0.1187%	0.9515	-.0058%	-4.85%
51	01/30/2003	1	0.1128%	0.0000%	0.1187%	0.9506	-.0059%	-4.94%
52	01/30/2003	1	0.1126%	0.0000%	0.1187%	0.9489	-.0061%	-5.11%
53	01/31/2003	1	0.1126%	0.0000%	0.1187%	0.9491	-.0060%	-5.09%
54	01/31/2003	1	0.1118%	0.0000%	0.1187%	0.9419	-.0069%	-5.81%
55	02/01/2003	1	0.1117%	0.0000%	0.1187%	0.9410	-.0070%	-5.90%
56	02/01/2003	1	0.1124%	0.0000%	0.1187%	0.9471	-.0063%	-5.29%
57	02/02/2003	1	0.1126%	0.0000%	0.1186%	0.9487	-.0061%	-5.13%
58	02/02/2003	1	0.1122%	0.0000%	0.1186%	0.9453	-.0065%	-5.47%
59	02/03/2003	1	0.1104%	0.0000%	0.1186%	0.9309	-.0082%	-6.91%
60	02/03/2003	1	0.1229%	0.0000%	0.1186%	1.0358	0.0042%	3.58%
61	02/04/2003	1	0.1232%	0.0000%	0.1186%	1.0388	0.0046%	3.88%
62	02/04/2003	1	0.1236%	0.0000%	0.1186%	1.0416	0.0049%	4.16%
63	02/05/2003	1	0.1229%	0.0000%	0.1186%	1.0365	0.0043%	3.65%
* 64	02/05/2003	1	0.1174%	0.0000%	0.1186%	0.9897	-.0012%	-1.03%
65	02/06/2003	1	0.1216%	0.0000%	0.1186%	1.0256	0.0030%	2.56%
66	02/06/2003	1	0.1241%	0.0000%	0.1186%	1.0469	0.0056%	4.69%
67	02/07/2003	1	0.1231%	0.0000%	0.1186%	1.0382	0.0045%	3.82%
68	02/07/2003	1	0.1230%	0.0000%	0.1186%	1.0376	0.0045%	3.76%
69	02/07/2003	1	0.1231%	0.0000%	0.1186%	1.0384	0.0046%	3.84%
70	02/08/2003	1	0.1231%	0.0000%	0.1186%	1.0385	0.0046%	3.85%
71	02/08/2003	1	0.1245%	0.0000%	0.1186%	1.0499	0.0059%	4.99%
72	02/09/2003	1	0.1230%	0.0000%	0.1185%	1.0374	0.0044%	3.74%
73	02/09/2003	1	0.1231%	0.0000%	0.1185%	1.0384	0.0046%	3.84%
74	02/10/2003	1	0.1232%	0.0000%	0.1185%	1.0392	0.0047%	3.92%
75	02/10/2003	1	0.1236%	0.0000%	0.1185%	1.0426	0.0051%	4.26%
76	02/11/2003	1	0.1224%	0.0000%	0.1185%	1.0331	0.0039%	3.31%
77	02/12/2003	1	0.1245%	0.0000%	0.1185%	1.0507	0.0060%	5.07%
78	02/13/2003	1	0.1247%	0.0000%	0.1185%	1.0521	0.0062%	5.21%
79	02/13/2003	1	0.1246%	0.0000%	0.1185%	1.0519	0.0061%	5.19%
80	02/13/2003	1	0.1241%	0.0000%	0.1185%	1.0473	0.0056%	4.73%
81	02/14/2003	1	0.1233%	0.0000%	0.1185%	1.0412	0.0049%	4.12%
82	02/14/2003	1	0.1247%	0.0000%	0.1185%	1.0525	0.0062%	5.25%
83	02/15/2003	1	0.1235%	0.0000%	0.1184%	1.0424	0.0050%	4.24%
84	02/16/2003	1	0.1235%	0.0000%	0.1184%	1.0424	0.0050%	4.24%
85	02/16/2003	1	0.1248%	0.0000%	0.1184%	1.0540	0.0064%	5.40%
86	02/17/2003	1	0.1244%	0.0000%	0.1184%	1.0502	0.0059%	5.02%
87	02/18/2003	1	0.1230%	0.0000%	0.1184%	1.0387	0.0046%	3.87%
88	02/19/2003	1	0.1224%	0.0000%	0.1184%	1.0340	0.0040%	3.40%
89	02/19/2003	1	0.1220%	0.0000%	0.1184%	1.0309	0.0037%	3.09%
90	02/20/2003	1	0.1246%	0.0000%	0.1184%	1.0526	0.0062%	5.26%
91	02/21/2003	1	0.1235%	0.0000%	0.1183%	1.0431	0.0051%	4.31%
92	02/21/2003	1	0.1228%	0.0000%	0.1183%	1.0373	0.0044%	3.73%
93	02/21/2003	1	0.1218%	0.0000%	0.1183%	1.0289	0.0034%	2.89%
94	02/21/2003	1	0.1230%	0.0000%	0.1183%	1.0391	0.0046%	3.91%
95	02/21/2003	1	0.1223%	0.0000%	0.1183%	1.0334	0.0040%	3.34%
96	02/22/2003	1	0.1217%	0.0000%	0.1183%	1.0286	0.0034%	2.86%

WEIGHT PERCENT 241-Pu DATA

Calendar Year 2003

233

SRS : Calex 1

#	Date Measured	Instr. ID	241-Pu	Uncert. 1 STD	Accepted Weight %	Ratio M/A	Weight % Error	Percent Error
97	02/23/2003	1	0.1225%	0.0000%	0.1183%	1.0355	0.0042%	3.55%
98	02/23/2003	1	0.1224%	0.0000%	0.1183%	1.0348	0.0041%	3.48%
99	02/23/2003	1	0.1230%	0.0000%	0.1183%	1.0393	0.0046%	3.93%
100	02/24/2003	1	0.1236%	0.0000%	0.1183%	1.0450	0.0053%	4.50%
101	02/25/2003	1	0.1230%	0.0000%	0.1183%	1.0395	0.0047%	3.95%
102	02/26/2003	1	0.1228%	0.0000%	0.1183%	1.0382	0.0045%	3.82%
103	02/26/2003	1	0.1223%	0.0000%	0.1183%	1.0343	0.0041%	3.43%
104	02/27/2003	1	0.1231%	0.0000%	0.1183%	1.0412	0.0049%	4.12%
105	02/27/2003	1	0.1231%	0.0000%	0.1183%	1.0410	0.0048%	4.10%
106	02/28/2003	1	0.1237%	0.0000%	0.1182%	1.0458	0.0054%	4.58%
107	03/01/2003	1	0.1229%	0.0000%	0.1182%	1.0394	0.0047%	3.94%
108	03/01/2003	1	0.1236%	0.0000%	0.1182%	1.0452	0.0053%	4.52%
109	03/02/2003	1	0.1234%	0.0000%	0.1182%	1.0440	0.0052%	4.40%
110	03/03/2003	1	0.1230%	0.0000%	0.1182%	1.0407	0.0048%	4.07%
111	03/03/2003	1	0.1218%	0.0000%	0.1182%	1.0309	0.0036%	3.09%
112	03/03/2003	1	0.1215%	0.0000%	0.1182%	1.0283	0.0033%	2.83%
113	03/04/2003	1	0.1216%	0.0000%	0.1182%	1.0290	0.0034%	2.90%
114	03/04/2003	1	0.1232%	0.0000%	0.1182%	1.0428	0.0051%	4.28%
115	03/05/2003	1	0.1220%	0.0000%	0.1182%	1.0326	0.0039%	3.26%
116	03/06/2003	1	0.1215%	0.0000%	0.1181%	1.0283	0.0033%	2.83%
117	03/06/2003	1	0.1230%	0.0000%	0.1181%	1.0408	0.0048%	4.08%
118	03/06/2003	1	0.1229%	0.0000%	0.1181%	1.0403	0.0048%	4.03%
119	03/07/2003	1	0.1227%	0.0000%	0.1181%	1.0386	0.0046%	3.86%
120	03/07/2003	1	0.1215%	0.0000%	0.1181%	1.0285	0.0034%	2.85%
121	03/08/2003	1	0.1225%	0.0000%	0.1181%	1.0371	0.0044%	3.71%
122	03/08/2003	1	0.1232%	0.0000%	0.1181%	1.0429	0.0051%	4.29%
123	03/09/2003	1	0.1225%	0.0000%	0.1181%	1.0370	0.0044%	3.70%
124	03/09/2003	1	0.1219%	0.0000%	0.1181%	1.0324	0.0038%	3.24%
125	03/10/2003	1	0.1229%	0.0000%	0.1181%	1.0411	0.0048%	4.11%
126	03/12/2003	1	0.1233%	0.0000%	0.1181%	1.0440	0.0052%	4.40%
127	03/12/2003	1	0.1217%	0.0000%	0.1181%	1.0311	0.0037%	3.11%
128	03/15/2003	1	0.1232%	0.0000%	0.1180%	1.0437	0.0052%	4.37%
129	03/16/2003	1	0.1209%	0.0000%	0.1180%	1.0245	0.0029%	2.45%
130	03/16/2003	1	0.1225%	0.0000%	0.1180%	1.0386	0.0046%	3.86%
131	03/17/2003	1	0.1233%	0.0000%	0.1180%	1.0450	0.0053%	4.50%
132	03/21/2003	1	0.1226%	0.0000%	0.1179%	1.0398	0.0047%	3.98%
133	03/22/2003	1	0.1217%	0.0000%	0.1179%	1.0323	0.0038%	3.23%
134	03/23/2003	1	0.1233%	0.0000%	0.1179%	1.0458	0.0054%	4.58%
135	03/23/2003	1	0.1220%	0.0000%	0.1179%	1.0345	0.0041%	3.45%
136	03/24/2003	1	0.1229%	0.0000%	0.1179%	1.0423	0.0050%	4.23%
137	03/24/2003	1	0.1230%	0.0000%	0.1179%	1.0433	0.0051%	4.33%
138	05/05/2003	1	0.1197%	0.0000%	0.1172%	1.0213	0.0025%	2.13%
139	05/06/2003	1	0.1177%	0.0000%	0.1172%	1.0040	0.0005%	0.40%
140	05/06/2003	1	0.1196%	0.0000%	0.1172%	1.0206	0.0024%	2.06%
141	05/06/2003	1	0.1188%	0.0000%	0.1172%	1.0135	0.0016%	1.35%
142	05/06/2003	1	0.1192%	0.0000%	0.1172%	1.0169	0.0020%	1.69%
143	05/06/2003	1	0.1185%	0.0000%	0.1172%	1.0114	0.0013%	1.14%
144	05/06/2003	1	0.1179%	0.0000%	0.1172%	1.0058	0.0007%	0.58%

WEIGHT PERCENT 241-Pu DATA

Calendar Year 2003

234

SRS : Calex 1

#	Date Measured	Instr. ID	241-Pu	Uncert. 1 STD	Accepted Weight %	Ratio M/A	Weight % Error	Percent Error
145	05/06/2003	1	0.1200%	0.0000%	0.1172%	1.0235	0.0028%	2.35%
146	05/06/2003	1	0.1195%	0.0000%	0.1172%	1.0197	0.0023%	1.97%
147	05/06/2003	1	0.1191%	0.0000%	0.1172%	1.0160	0.0019%	1.60%
* 148	05/06/2003	1	0.1177%	0.0000%	0.1172%	1.0045	0.0005%	0.45%
149	05/06/2003	1	0.1185%	0.0000%	0.1172%	1.0115	0.0013%	1.15%
150	05/07/2003	1	0.1182%	0.0000%	0.1172%	1.0087	0.0010%	0.87%
151	05/08/2003	1	0.1192%	0.0000%	0.1172%	1.0175	0.0021%	1.75%
152	05/10/2003	1	0.1192%	0.0000%	0.1171%	1.0178	0.0021%	1.78%
153	05/10/2003	1	0.1179%	0.0000%	0.1171%	1.0065	0.0008%	0.65%
154	05/11/2003	1	0.1192%	0.0000%	0.1171%	1.0177	0.0021%	1.77%
155	05/11/2003	1	0.1177%	0.0000%	0.1171%	1.0045	0.0005%	0.45%
156	05/12/2003	1	0.1176%	0.0000%	0.1171%	1.0046	0.0005%	0.46%
157	05/13/2003	1	0.1191%	0.0000%	0.1171%	1.0168	0.0020%	1.68%
158	05/14/2003	1	0.1182%	0.0000%	0.1171%	1.0098	0.0011%	0.98%
159	05/14/2003	1	0.1188%	0.0000%	0.1171%	1.0150	0.0018%	1.50%
160	05/14/2003	1	0.1183%	0.0000%	0.1171%	1.0103	0.0012%	1.03%
161	05/14/2003	1	0.1183%	0.0000%	0.1171%	1.0107	0.0012%	1.07%
162	05/14/2003	1	0.1179%	0.0000%	0.1171%	1.0070	0.0008%	0.70%
163	05/14/2003	1	0.1187%	0.0000%	0.1171%	1.0142	0.0017%	1.42%
164	05/14/2003	1	0.1185%	0.0000%	0.1171%	1.0120	0.0014%	1.20%
165	05/14/2003	1	0.1193%	0.0000%	0.1171%	1.0189	0.0022%	1.89%
166	05/14/2003	1	0.1188%	0.0000%	0.1171%	1.0150	0.0018%	1.50%
167	05/14/2003	1	0.1185%	0.0000%	0.1171%	1.0121	0.0014%	1.21%
168	05/14/2003	1	0.1187%	0.0000%	0.1171%	1.0138	0.0016%	1.38%
169	05/15/2003	1	0.1185%	0.0000%	0.1171%	1.0120	0.0014%	1.20%
170	05/17/2003	1	0.1181%	0.0000%	0.1170%	1.0091	0.0011%	0.91%
171	05/18/2003	1	0.1179%	0.0000%	0.1170%	1.0072	0.0008%	0.72%
172	05/18/2003	1	0.1179%	0.0000%	0.1170%	1.0072	0.0008%	0.72%
173	05/19/2003	1	0.1178%	0.0000%	0.1170%	1.0068	0.0008%	0.68%
174	05/20/2003	1	0.1182%	0.0000%	0.1170%	1.0101	0.0012%	1.01%
175	05/20/2003	1	0.1187%	0.0000%	0.1170%	1.0149	0.0017%	1.49%
176	05/20/2003	1	0.1181%	0.0000%	0.1170%	1.0099	0.0012%	0.99%
177	05/21/2003	1	0.1183%	0.0000%	0.1170%	1.0113	0.0013%	1.13%
178	05/21/2003	1	0.1194%	0.0000%	0.1170%	1.0208	0.0024%	2.08%
179	05/22/2003	1	0.1186%	0.0000%	0.1169%	1.0140	0.0016%	1.40%
180	05/22/2003	1	0.1179%	0.0000%	0.1169%	1.0078	0.0009%	0.78%
181	05/22/2003	1	0.1178%	0.0000%	0.1169%	1.0074	0.0009%	0.74%
182	05/22/2003	1	0.1191%	0.0000%	0.1169%	1.0186	0.0022%	1.86%
183	05/22/2003	1	0.1182%	0.0000%	0.1169%	1.0106	0.0012%	1.06%
184	05/22/2003	1	0.1173%	0.0000%	0.1169%	1.0028	0.0003%	0.28%
185	05/22/2003	1	0.1188%	0.0000%	0.1169%	1.0155	0.0018%	1.55%
186	05/22/2003	1	0.1182%	0.0000%	0.1169%	1.0104	0.0012%	1.04%
187	05/22/2003	1	0.1187%	0.0000%	0.1169%	1.0146	0.0017%	1.46%
188	05/22/2003	1	0.1178%	0.0000%	0.1169%	1.0074	0.0009%	0.74%
189	05/22/2003	1	0.1176%	0.0000%	0.1169%	1.0051	0.0006%	0.51%
190	05/22/2003	1	0.1181%	0.0000%	0.1169%	1.0098	0.0012%	0.98%
191	05/23/2003	1	0.1192%	0.0000%	0.1169%	1.0192	0.0022%	1.92%
192	05/23/2003	1	0.1178%	0.0000%	0.1169%	1.0071	0.0008%	0.71%

WEIGHT PERCENT 241-Pu DATA

Calendar Year 2003

235

SRS : Calex 1

#	Date Measured	Instr. ID	241-Pu	Uncert. 1 STD	Accepted Weight %	Ratio M/A	Weight % Error	Percent Error
193	05/24/2003	1	0.1180%	0.0000%	0.1169%	1.0096	0.0011%	0.96%
194	05/25/2003	1	0.1187%	0.0000%	0.1169%	1.0157	0.0018%	1.57%
195	05/26/2003	1	0.1183%	0.0000%	0.1169%	1.0121	0.0014%	1.21%
196	05/26/2003	1	0.1183%	0.0000%	0.1169%	1.0119	0.0014%	1.19%
197	05/26/2003	1	0.1178%	0.0000%	0.1169%	1.0081	0.0009%	0.81%
198	05/30/2003	1	0.1184%	0.0000%	0.1168%	1.0130	0.0015%	1.30%
199	05/31/2003	1	0.1192%	0.0000%	0.1168%	1.0204	0.0024%	2.04%
200	05/31/2003	1	0.1173%	0.0000%	0.1168%	1.0038	0.0004%	0.38%
201	05/31/2003	1	0.1188%	0.0000%	0.1168%	1.0170	0.0020%	1.70%
202	05/31/2003	1	0.1187%	0.0000%	0.1168%	1.0163	0.0019%	1.63%
203	05/31/2003	1	0.1194%	0.0000%	0.1168%	1.0219	0.0026%	2.19%
204	05/31/2003	1	0.1191%	0.0000%	0.1168%	1.0192	0.0022%	1.92%
205	05/31/2003	1	0.1188%	0.0000%	0.1168%	1.0169	0.0020%	1.69%
206	05/31/2003	1	0.1186%	0.0000%	0.1168%	1.0151	0.0018%	1.51%
207	05/31/2003	1	0.1177%	0.0000%	0.1168%	1.0072	0.0008%	0.72%
208	06/01/2003	1	0.1194%	0.0000%	0.1168%	1.0220	0.0026%	2.20%
209	06/02/2003	1	0.1182%	0.0000%	0.1168%	1.0118	0.0014%	1.18%
210	06/02/2003	1	0.1192%	0.0000%	0.1168%	1.0211	0.0025%	2.11%
211	06/02/2003	1	0.1177%	0.0000%	0.1168%	1.0076	0.0009%	0.76%
212	06/06/2003	1	0.1185%	0.0000%	0.1167%	1.0152	0.0018%	1.52%
213	06/07/2003	1	0.1187%	0.0000%	0.1167%	1.0175	0.0020%	1.75%
214	06/08/2003	1	0.1169%	0.0000%	0.1167%	1.0016	0.0002%	0.16%
215	06/08/2003	1	0.1184%	0.0000%	0.1167%	1.0144	0.0017%	1.44%
216	06/09/2003	1	0.1183%	0.0000%	0.1167%	1.0135	0.0016%	1.35%
217	06/09/2003	1	0.1176%	0.0000%	0.1167%	1.0080	0.0009%	0.80%
218	06/10/2003	1	0.1170%	0.0000%	0.1167%	1.0029	0.0003%	0.29%
219	06/10/2003	1	0.1170%	0.0000%	0.1167%	1.0025	0.0003%	0.25%
220	06/11/2003	1	0.1176%	0.0000%	0.1166%	1.0080	0.0009%	0.80%
221	06/12/2003	1	0.1170%	0.0000%	0.1166%	1.0036	0.0004%	0.36%
222	06/12/2003	1	0.1179%	0.0000%	0.1166%	1.0110	0.0013%	1.10%
223	06/13/2003	1	0.1162%	0.0000%	0.1166%	0.9964	-0.0004%	-0.36%
224	06/13/2003	1	0.1171%	0.0000%	0.1166%	1.0039	0.0005%	0.39%
225	06/14/2003	1	0.1184%	0.0000%	0.1166%	1.0155	0.0018%	1.55%
226	06/15/2003	1	0.1175%	0.0000%	0.1166%	1.0078	0.0009%	0.78%
227	06/15/2003	1	0.1169%	0.0000%	0.1166%	1.0031	0.0004%	0.31%
228	06/15/2003	1	0.1166%	0.0000%	0.1166%	1.0003	0.0000%	0.03%
229	06/16/2003	1	0.1175%	0.0000%	0.1166%	1.0079	0.0009%	0.79%
230	06/19/2003	1	0.1171%	0.0000%	0.1165%	1.0050	0.0006%	0.50%
231	06/19/2003	1	0.1166%	0.0000%	0.1165%	1.0005	0.0001%	0.05%
232	06/20/2003	1	0.1162%	0.0000%	0.1165%	0.9972	-0.0003%	-0.28%
233	06/20/2003	1	0.1163%	0.0000%	0.1165%	0.9984	-0.0002%	-0.16%
234	06/23/2003	1	0.1171%	0.0000%	0.1165%	1.0058	0.0007%	0.58%
235	06/23/2003	1	0.1157%	0.0000%	0.1165%	0.9933	-0.0008%	-0.67%
236	06/24/2003	1	0.1169%	0.0000%	0.1164%	1.0036	0.0004%	0.36%
237	06/26/2003	1	0.1172%	0.0000%	0.1164%	1.0068	0.0008%	0.68%
238	06/26/2003	1	0.1167%	0.0000%	0.1164%	1.0027	0.0003%	0.27%
239	06/26/2003	1	0.1165%	0.0000%	0.1164%	1.0007	0.0001%	0.07%
240	06/26/2003	1	0.1169%	0.0000%	0.1164%	1.0043	0.0005%	0.43%

WEIGHT PERCENT 241-Pu DATA

Calendar Year 2003

236

SRS : Calex 1

#	Date Measured	Instr. ID	241-Pu	Uncert. 1 STD	Accepted Weight %	Ratio M/A	Weight % Error	Percent Error
241	06/27/2003	1	0.1172%	0.0000%	0.1164%	1.0070	0.0008%	0.70%
242	07/01/2003	1	0.1129%	0.0000%	0.1163%	0.9705	-0.0034%	-2.95%
243	07/01/2003	1	0.1126%	0.0000%	0.1163%	0.9679	-0.0037%	-3.21%
244	07/01/2003	1	0.1130%	0.0000%	0.1163%	0.9714	-0.0033%	-2.86%
245	07/02/2003	1	0.1125%	0.0000%	0.1163%	0.9668	-0.0039%	-3.32%
246	07/03/2003	1	0.1117%	0.0000%	0.1163%	0.9604	-0.0046%	-3.96%
247	07/03/2003	1	0.1125%	0.0000%	0.1163%	0.9673	-0.0038%	-3.27%
248	07/05/2003	1	0.1114%	0.0000%	0.1163%	0.9578	-0.0049%	-4.22%
249	07/05/2003	1	0.1118%	0.0000%	0.1163%	0.9615	-0.0045%	-3.85%
250	07/08/2003	1	0.1089%	0.0000%	0.1162%	0.9370	-0.0073%	-6.30%
251	07/08/2003	1	0.1119%	0.0000%	0.1162%	0.9627	-0.0043%	-3.73%
252	07/10/2003	1	0.1150%	0.0000%	0.1162%	0.9900	-0.0012%	-1.00%
253	07/11/2003	1	0.1166%	0.0000%	0.1162%	1.0036	0.0004%	0.36%
254	07/11/2003	1	0.1174%	0.0000%	0.1162%	1.0105	0.0012%	1.05%
255	07/12/2003	1	0.1140%	0.0000%	0.1162%	0.9816	-0.0021%	-1.84%
256	07/13/2003	1	0.1160%	0.0000%	0.1161%	0.9987	-0.0001%	-0.13%
257	07/13/2003	1	0.1172%	0.0000%	0.1161%	1.0090	0.0011%	0.90%
258	07/13/2003	1	0.1153%	0.0000%	0.1161%	0.9923	-0.0009%	-0.77%
259	07/13/2003	1	0.1162%	0.0000%	0.1161%	1.0004	0.0001%	0.04%
260	07/13/2003	1	0.1141%	0.0000%	0.1161%	0.9821	-0.0021%	-1.79%
261	07/16/2003	1	0.1153%	0.0000%	0.1161%	0.9931	-0.0008%	-0.69%
262	07/16/2003	1	0.1144%	0.0000%	0.1161%	0.9850	-0.0017%	-1.50%
263	07/17/2003	1	0.1172%	0.0000%	0.1161%	1.0096	0.0011%	0.96%
264	07/17/2003	1	0.1157%	0.0000%	0.1161%	0.9969	-0.0004%	-0.31%
265	07/20/2003	1	0.1149%	0.0000%	0.1160%	0.9902	-0.0011%	-0.98%
266	07/20/2003	1	0.1144%	0.0000%	0.1160%	0.9858	-0.0016%	-1.42%
267	07/20/2003	1	0.1160%	0.0000%	0.1160%	0.9996	0.0000%	-0.04%
268	07/20/2003	1	0.1150%	0.0000%	0.1160%	0.9908	-0.0011%	-0.92%
269	07/23/2003	1	0.1147%	0.0000%	0.1160%	0.9892	-0.0013%	-1.08%
270	07/25/2003	1	0.1165%	0.0000%	0.1160%	1.0046	0.0005%	0.46%
271	07/26/2003	1	0.1142%	0.0000%	0.1160%	0.9846	-0.0018%	-1.54%
272	07/26/2003	1	0.1125%	0.0000%	0.1160%	0.9702	-0.0035%	-2.98%
273	07/26/2003	1	0.1154%	0.0000%	0.1160%	0.9953	-0.0006%	-0.47%
274	07/26/2003	1	0.1149%	0.0000%	0.1160%	0.9912	-0.0010%	-0.88%
275	07/27/2003	1	0.1150%	0.0000%	0.1159%	0.9919	-0.0009%	-0.81%
276	07/27/2003	1	0.1142%	0.0000%	0.1159%	0.9854	-0.0017%	-1.46%
277	07/28/2003	1	0.1139%	0.0000%	0.1159%	0.9826	-0.0020%	-1.74%
278	07/28/2003	1	0.1139%	0.0000%	0.1159%	0.9828	-0.0020%	-1.72%
279	07/29/2003	1	0.1144%	0.0000%	0.1159%	0.9870	-0.0015%	-1.30%
280	07/29/2003	1	0.1133%	0.0000%	0.1159%	0.9776	-0.0026%	-2.24%
281	08/07/2003	1	0.1221%	0.0000%	0.1158%	1.0550	0.0064%	5.50%
282	08/17/2003	1	0.1127%	0.0000%	0.1156%	0.9747	-0.0029%	-2.53%
283	08/17/2003	1	0.1127%	0.0000%	0.1156%	0.9747	-0.0029%	-2.53%
284	08/17/2003	1	0.1112%	0.0000%	0.1156%	0.9618	-0.0044%	-3.82%
285	08/19/2003	1	0.1123%	0.0000%	0.1156%	0.9715	-0.0033%	-2.85%
286	08/19/2003	1	0.1124%	0.0000%	0.1156%	0.9724	-0.0032%	-2.76%
287	08/19/2003	1	0.1132%	0.0000%	0.1156%	0.9792	-0.0024%	-2.08%
288	08/19/2003	1	0.1132%	0.0000%	0.1156%	0.9792	-0.0024%	-2.08%

WEIGHT PERCENT 241-Pu DATA

Calendar Year 2003

237

SRS : Calex 1

#	Date Measured	Instr. ID	241-Pu	Uncert. 1 STD	Accepted Weight %	Ratio M/A	Weight % Error	Percent Error
289	08/19/2003	1	0.1126%	0.0000%	0.1156%	0.9745	-.0030%	-2.55%
290	08/19/2003	1	0.1134%	0.0000%	0.1156%	0.9812	-.0022%	-1.88%
291	08/19/2003	1	0.1114%	0.0000%	0.1156%	0.9637	-.0042%	-3.63%
292	08/19/2003	1	0.1117%	0.0000%	0.1156%	0.9665	-.0039%	-3.35%
293	08/19/2003	1	0.1119%	0.0000%	0.1156%	0.9684	-.0037%	-3.16%
294	08/19/2003	1	0.1124%	0.0000%	0.1156%	0.9722	-.0032%	-2.78%
295	08/19/2003	1	0.1114%	0.0000%	0.1156%	0.9638	-.0042%	-3.62%
296	08/19/2003	1	0.1128%	0.0000%	0.1156%	0.9759	-.0028%	-2.41%
297	08/19/2003	1	0.1109%	0.0000%	0.1156%	0.9595	-.0047%	-4.05%
298	08/19/2003	1	0.1126%	0.0000%	0.1156%	0.9742	-.0030%	-2.58%
299	08/19/2003	1	0.1107%	0.0000%	0.1156%	0.9578	-.0049%	-4.22%
300	08/19/2003	1	0.1109%	0.0000%	0.1156%	0.9595	-.0047%	-4.05%
301	08/19/2003	1	0.1110%	0.0000%	0.1156%	0.9603	-.0046%	-3.97%
302	08/20/2003	1	0.1135%	0.0000%	0.1156%	0.9817	-.0021%	-1.83%
303	08/21/2003	1	0.1122%	0.0000%	0.1156%	0.9712	-.0033%	-2.88%
304	08/23/2003	1	0.1125%	0.0000%	0.1155%	0.9741	-.0030%	-2.59%
305	08/23/2003	1	0.1132%	0.0000%	0.1155%	0.9796	-.0024%	-2.04%
306	08/24/2003	1	0.1134%	0.0000%	0.1155%	0.9813	-.0022%	-1.87%
307	08/24/2003	1	0.1129%	0.0000%	0.1155%	0.9770	-.0027%	-2.30%
308	08/26/2003	1	0.1118%	0.0000%	0.1155%	0.9678	-.0037%	-3.22%
309	08/27/2003	1	0.1124%	0.0000%	0.1155%	0.9735	-.0031%	-2.65%
310	08/27/2003	1	0.1122%	0.0000%	0.1155%	0.9718	-.0033%	-2.82%
311	08/28/2003	1	0.1129%	0.0000%	0.1154%	0.9775	-.0026%	-2.25%
312	08/30/2003	1	0.1134%	0.0000%	0.1154%	0.9821	-.0021%	-1.79%
313	08/31/2003	1	0.1121%	0.0000%	0.1154%	0.9715	-.0033%	-2.85%
314	09/01/2003	1	0.1124%	0.0000%	0.1154%	0.9740	-.0030%	-2.60%
315	09/01/2003	1	0.1133%	0.0000%	0.1154%	0.9817	-.0021%	-1.83%
316	09/02/2003	1	0.1130%	0.0000%	0.1154%	0.9793	-.0024%	-2.07%
317	09/04/2003	1	0.1128%	0.0000%	0.1153%	0.9782	-.0025%	-2.18%
318	09/08/2003	1	0.1129%	0.0000%	0.1153%	0.9795	-.0024%	-2.05%
319	09/08/2003	1	0.1126%	0.0000%	0.1153%	0.9764	-.0027%	-2.36%
320	09/09/2003	1	0.1131%	0.0000%	0.1153%	0.9813	-.0022%	-1.87%
321	09/09/2003	1	0.1135%	0.0000%	0.1153%	0.9845	-.0018%	-1.55%
322	09/09/2003	1	0.1135%	0.0000%	0.1153%	0.9843	-.0018%	-1.57%
323	09/09/2003	1	0.1136%	0.0000%	0.1153%	0.9857	-.0016%	-1.43%
324	09/09/2003	1	0.1136%	0.0000%	0.1153%	0.9853	-.0017%	-1.47%
325	09/09/2003	1	0.1132%	0.0000%	0.1153%	0.9819	-.0021%	-1.81%
326	09/09/2003	1	0.1136%	0.0000%	0.1153%	0.9855	-.0017%	-1.45%
327	09/09/2003	1	0.1131%	0.0000%	0.1153%	0.9812	-.0022%	-1.88%
328	09/09/2003	1	0.1126%	0.0000%	0.1153%	0.9765	-.0027%	-2.35%
329	09/09/2003	1	0.1135%	0.0000%	0.1153%	0.9844	-.0018%	-1.56%
330	09/09/2003	1	0.1135%	0.0000%	0.1153%	0.9843	-.0018%	-1.57%
331	09/09/2003	1	0.1136%	0.0000%	0.1153%	0.9857	-.0016%	-1.43%
332	09/09/2003	1	0.1136%	0.0000%	0.1153%	0.9852	-.0017%	-1.48%
333	09/09/2003	1	0.1132%	0.0000%	0.1153%	0.9818	-.0021%	-1.82%
334	09/09/2003	1	0.1136%	0.0000%	0.1153%	0.9855	-.0017%	-1.45%
335	09/10/2003	1	0.1135%	0.0000%	0.1152%	0.9851	-.0017%	-1.49%
336	09/10/2003	1	0.1132%	0.0000%	0.1152%	0.9824	-.0020%	-1.76%

WEIGHT PERCENT 241-Pu DATA

Calendar Year 2003

238

SRS : Calex 1

#	Date Measured	Instr. ID	241-Pu	Uncert. 1 STD	Accepted Weight %	Ratio M/A	Weight % Error	Percent Error
337	09/10/2003	1	0.1129%	0.0000%	0.1152%	0.9796	-0.0023%	-2.04%
338	09/10/2003	1	0.1138%	0.0000%	0.1152%	0.9875	-0.0014%	-1.25%
339	09/10/2003	1	0.1139%	0.0000%	0.1152%	0.9884	-0.0013%	-1.16%
340	09/10/2003	1	0.1130%	0.0000%	0.1152%	0.9808	-0.0022%	-1.92%
341	09/10/2003	1	0.1137%	0.0000%	0.1152%	0.9868	-0.0015%	-1.32%
342	09/10/2003	1	0.1135%	0.0000%	0.1152%	0.9851	-0.0017%	-1.49%
343	09/10/2003	1	0.1132%	0.0000%	0.1152%	0.9824	-0.0020%	-1.76%
344	09/10/2003	1	0.1129%	0.0000%	0.1152%	0.9796	-0.0023%	-2.04%
345	09/10/2003	1	0.1138%	0.0000%	0.1152%	0.9874	-0.0014%	-1.26%
346	09/10/2003	1	0.1139%	0.0000%	0.1152%	0.9883	-0.0013%	-1.17%
347	09/10/2003	1	0.1130%	0.0000%	0.1152%	0.9808	-0.0022%	-1.92%
348	09/10/2003	1	0.1137%	0.0000%	0.1152%	0.9867	-0.0015%	-1.33%
349	09/11/2003	1	0.1138%	0.0000%	0.1152%	0.9874	-0.0015%	-1.26%
350	09/12/2003	1	0.1137%	0.0000%	0.1152%	0.9871	-0.0015%	-1.29%
351	09/12/2003	1	0.1144%	0.0000%	0.1152%	0.9931	-0.0008%	-0.69%
352	09/12/2003	1	0.1141%	0.0000%	0.1152%	0.9907	-0.0011%	-0.93%
353	09/12/2003	1	0.1137%	0.0000%	0.1152%	0.9868	-0.0015%	-1.32%
354	09/12/2003	1	0.1134%	0.0000%	0.1152%	0.9843	-0.0018%	-1.57%
355	09/12/2003	1	0.1143%	0.0000%	0.1152%	0.9924	-0.0009%	-0.76%
356	09/12/2003	1	0.1137%	0.0000%	0.1152%	0.9871	-0.0015%	-1.29%
357	09/15/2003	1	0.1139%	0.0000%	0.1152%	0.9890	-0.0013%	-1.10%
358	09/19/2003	1	0.1142%	0.0000%	0.1151%	0.9919	-0.0009%	-0.81%
359	09/19/2003	1	0.1133%	0.0000%	0.1151%	0.9843	-0.0018%	-1.57%
360	09/20/2003	1	0.1139%	0.0000%	0.1151%	0.9893	-0.0012%	-1.07%
361	09/20/2003	1	0.1134%	0.0000%	0.1151%	0.9854	-0.0017%	-1.46%
362	09/20/2003	1	0.1154%	0.0000%	0.1151%	1.0030	0.0003%	0.30%
363	09/21/2003	1	0.1144%	0.0000%	0.1151%	0.9942	-0.0007%	-0.58%
364	09/22/2003	1	0.1144%	0.0000%	0.1151%	0.9943	-0.0007%	-0.57%
365	09/23/2003	1	0.1141%	0.0000%	0.1151%	0.9913	-0.0010%	-0.87%
366	09/24/2003	1	0.1145%	0.0000%	0.1150%	0.9950	-0.0006%	-0.50%
367	09/24/2003	1	0.1136%	0.0000%	0.1150%	0.9873	-0.0015%	-1.27%
368	09/25/2003	1	0.1142%	0.0000%	0.1150%	0.9927	-0.0008%	-0.73%
369	09/25/2003	1	0.1139%	0.0000%	0.1150%	0.9900	-0.0012%	-1.00%
370	09/26/2003	1	0.1136%	0.0000%	0.1150%	0.9875	-0.0014%	-1.25%
371	09/27/2003	1	0.1140%	0.0000%	0.1150%	0.9914	-0.0010%	-0.86%
372	09/28/2003	1	0.1141%	0.0000%	0.1150%	0.9921	-0.0009%	-0.79%
373	09/28/2003	1	0.1145%	0.0000%	0.1150%	0.9959	-0.0005%	-0.41%
374	09/29/2003	1	0.1150%	0.0000%	0.1150%	1.0005	0.0001%	0.05%
375	09/30/2003	1	0.1144%	0.0000%	0.1149%	0.9956	-0.0005%	-0.44%
376	10/01/2003	1	0.1140%	0.0000%	0.1149%	0.9921	-0.0009%	-0.79%
377	10/01/2003	1	0.1129%	0.0000%	0.1149%	0.9826	-0.0020%	-1.74%
378	10/02/2003	1	0.1134%	0.0000%	0.1149%	0.9870	-0.0015%	-1.30%
379	10/03/2003	1	0.1134%	0.0000%	0.1149%	0.9865	-0.0015%	-1.35%
380	10/03/2003	1	0.1140%	0.0000%	0.1149%	0.9917	-0.0009%	-0.83%
381	10/03/2003	1	0.1138%	0.0000%	0.1149%	0.9907	-0.0011%	-0.93%
382	10/04/2003	1	0.1140%	0.0000%	0.1149%	0.9919	-0.0009%	-0.81%
383	10/04/2003	1	0.1133%	0.0000%	0.1149%	0.9865	-0.0016%	-1.35%
384	10/05/2003	1	0.1137%	0.0000%	0.1149%	0.9900	-0.0011%	-1.00%

WEIGHT PERCENT 241-Pu DATA

Calendar Year 2003

239

SRS : Calex 1

#	Date Measured	Instr. ID	241-Pu	Uncert. 1 STD	Accepted Weight %	Ratio M/A	Weight % Error	Percent Error
385	10/06/2003	1	0.1131%	0.0000%	0.1149%	0.9846	-0.0018%	-1.54%
386	10/07/2003	1	0.1136%	0.0000%	0.1148%	0.9896	-0.0012%	-1.04%
387	10/07/2003	1	0.1136%	0.0000%	0.1148%	0.9893	-0.0012%	-1.07%
388	10/08/2003	1	0.1131%	0.0000%	0.1148%	0.9851	-0.0017%	-1.49%
389	10/09/2003	1	0.1141%	0.0000%	0.1148%	0.9937	-0.0007%	-0.63%
390	10/10/2003	1	0.1130%	0.0000%	0.1148%	0.9840	-0.0018%	-1.60%
391	10/10/2003	1	0.1133%	0.0000%	0.1148%	0.9868	-0.0015%	-1.32%
392	10/11/2003	1	0.1130%	0.0000%	0.1148%	0.9844	-0.0018%	-1.56%
393	10/11/2003	1	0.1142%	0.0000%	0.1148%	0.9952	-0.0005%	-0.48%
394	10/12/2003	1	0.1129%	0.0000%	0.1148%	0.9841	-0.0018%	-1.59%
395	10/12/2003	1	0.1138%	0.0000%	0.1148%	0.9916	-0.0010%	-0.84%
396	10/12/2003	1	0.1132%	0.0000%	0.1148%	0.9863	-0.0016%	-1.37%
397	10/13/2003	1	0.1137%	0.0000%	0.1147%	0.9907	-0.0011%	-0.93%
398	10/14/2003	1	0.1126%	0.0000%	0.1147%	0.9816	-0.0021%	-1.84%
399	10/14/2003	1	0.1139%	0.0000%	0.1147%	0.9927	-0.0008%	-0.73%
400	10/15/2003	1	0.1134%	0.0000%	0.1147%	0.9888	-0.0013%	-1.12%
401	10/15/2003	1	0.1140%	0.0000%	0.1147%	0.9937	-0.0007%	-0.63%
402	10/15/2003	1	0.1134%	0.0000%	0.1147%	0.9887	-0.0013%	-1.13%
403	10/15/2003	1	0.1134%	0.0000%	0.1147%	0.9888	-0.0013%	-1.12%
404	10/16/2003	1	0.1123%	0.0000%	0.1147%	0.9790	-0.0024%	-2.10%
405	10/17/2003	1	0.1138%	0.0000%	0.1147%	0.9922	-0.0009%	-0.78%
406	10/22/2003	1	0.1126%	0.0000%	0.1146%	0.9821	-0.0021%	-1.79%
407	10/23/2003	1	0.1138%	0.0000%	0.1146%	0.9927	-0.0008%	-0.73%
408	10/23/2003	1	0.1135%	0.0000%	0.1146%	0.9905	-0.0011%	-0.95%
409	10/24/2003	1	0.1146%	0.0000%	0.1146%	0.9997	0.0000%	-0.03%
410	10/28/2003	1	0.1135%	0.0000%	0.1145%	0.9911	-0.0010%	-0.89%
411	10/28/2003	1	0.1166%	0.0000%	0.1145%	1.0182	0.0021%	1.82%
412	10/28/2003	1	0.1129%	0.0000%	0.1145%	0.9861	-0.0016%	-1.39%
413	10/28/2003	1	0.1130%	0.0000%	0.1145%	0.9867	-0.0015%	-1.33%
414	10/28/2003	1	0.1119%	0.0000%	0.1145%	0.9769	-0.0027%	-2.31%
415	10/28/2003	1	0.1121%	0.0000%	0.1145%	0.9786	-0.0025%	-2.14%
416	10/28/2003	1	0.1119%	0.0000%	0.1145%	0.9769	-0.0026%	-2.31%
417	10/29/2003	1	0.1129%	0.0000%	0.1145%	0.9861	-0.0016%	-1.39%
418	10/30/2003	1	0.1128%	0.0000%	0.1145%	0.9854	-0.0017%	-1.46%
419	10/30/2003	1	0.1118%	0.0000%	0.1145%	0.9769	-0.0027%	-2.31%
420	10/30/2003	1	0.1117%	0.0000%	0.1145%	0.9753	-0.0028%	-2.47%
421	11/03/2003	1	0.1121%	0.0000%	0.1144%	0.9792	-0.0024%	-2.08%
422	11/03/2003	1	0.1118%	0.0000%	0.1144%	0.9772	-0.0026%	-2.28%
423	11/03/2003	1	0.1118%	0.0000%	0.1144%	0.9774	-0.0026%	-2.26%
424	11/03/2003	1	0.1124%	0.0000%	0.1144%	0.9826	-0.0020%	-1.74%
425	11/03/2003	1	0.1118%	0.0000%	0.1144%	0.9774	-0.0026%	-2.26%
426	11/03/2003	1	0.1117%	0.0000%	0.1144%	0.9761	-0.0027%	-2.39%
427	11/04/2003	1	0.1126%	0.0000%	0.1144%	0.9841	-0.0018%	-1.59%
428	11/06/2003	1	0.1119%	0.0000%	0.1144%	0.9780	-0.0025%	-2.20%
429	11/07/2003	1	0.1117%	0.0000%	0.1144%	0.9768	-0.0027%	-2.32%
430	11/10/2003	1	0.1131%	0.0000%	0.1143%	0.9890	-0.0013%	-1.10%
431	11/10/2003	1	0.1129%	0.0000%	0.1143%	0.9874	-0.0014%	-1.26%
432	11/12/2003	1	0.1124%	0.0000%	0.1143%	0.9833	-0.0019%	-1.67%

WEIGHT PERCENT 241-Pu DATA

Calendar Year 2003

240

SRS : Calex 1

#	Date Measured	Instr. ID	241-Pu	Uncert. 1 STD	Accepted Weight %	Ratio M/A	Weight % Error	Percent Error
433	11/12/2003	1	0.1120%	0.0000%	0.1143%	0.9801	-.0023%	-1.99%
434	11/13/2003	1	0.1128%	0.0000%	0.1143%	0.9872	-.0015%	-1.28%
435	11/14/2003	1	0.1131%	0.0000%	0.1143%	0.9897	-.0012%	-1.03%
436	11/16/2003	1	0.1127%	0.0000%	0.1142%	0.9866	-.0015%	-1.34%
437	11/18/2003	1	0.1133%	0.0000%	0.1142%	0.9919	-.0009%	-0.81%
438	11/19/2003	1	0.1120%	0.0000%	0.1142%	0.9805	-.0022%	-1.95%
439	11/19/2003	1	0.1133%	0.0000%	0.1142%	0.9922	-.0009%	-0.78%
440	11/19/2003	1	0.1121%	0.0000%	0.1142%	0.9819	-.0021%	-1.81%
441	11/19/2003	1	0.1125%	0.0000%	0.1142%	0.9853	-.0017%	-1.47%
442	11/19/2003	1	0.1120%	0.0000%	0.1142%	0.9804	-.0022%	-1.96%
443	11/19/2003	1	0.1123%	0.0000%	0.1142%	0.9836	-.0019%	-1.64%
444	11/19/2003	1	0.1118%	0.0000%	0.1142%	0.9792	-.0024%	-2.08%
445	11/20/2003	1	0.1121%	0.0000%	0.1142%	0.9818	-.0021%	-1.82%
446	11/21/2003	1	0.1124%	0.0000%	0.1142%	0.9847	-.0017%	-1.53%
447	11/25/2003	1	0.1118%	0.0000%	0.1141%	0.9801	-.0023%	-1.99%
448	11/25/2003	1	0.1118%	0.0000%	0.1141%	0.9799	-.0023%	-2.01%
449	11/26/2003	1	0.1119%	0.0000%	0.1141%	0.9812	-.0021%	-1.88%
450	11/26/2003	1	0.1127%	0.0000%	0.1141%	0.9878	-.0014%	-1.22%
451	11/27/2003	1	0.1121%	0.0000%	0.1141%	0.9824	-.0020%	-1.76%
452	11/27/2003	1	0.1123%	0.0000%	0.1141%	0.9849	-.0017%	-1.51%
453	12/03/2003	1	0.1132%	0.0000%	0.1140%	0.9934	-.0007%	-0.66%
454	12/03/2003	1	0.1123%	0.0000%	0.1140%	0.9851	-.0017%	-1.49%
455	12/09/2003	1	0.1125%	0.0000%	0.1139%	0.9882	-.0013%	-1.18%
456	12/11/2003	1	0.1128%	0.0000%	0.1139%	0.9911	-.0010%	-0.89%
457	12/11/2003	1	0.1127%	0.0000%	0.1139%	0.9902	-.0011%	-0.98%
458	12/12/2003	1	0.1124%	0.0000%	0.1138%	0.9869	-.0015%	-1.31%
459	12/13/2003	1	0.1126%	0.0000%	0.1138%	0.9895	-.0012%	-1.05%
460	12/14/2003	1	0.1127%	0.0000%	0.1138%	0.9899	-.0012%	-1.01%
461	12/14/2003	1	0.1130%	0.0000%	0.1138%	0.9925	-.0009%	-0.75%
462	12/17/2003	1	0.1093%	0.0000%	0.1138%	0.9606	-.0045%	-3.94%
463	12/17/2003	1	0.1109%	0.0000%	0.1138%	0.9748	-.0029%	-2.52%
464	12/18/2003	1	0.1108%	0.0000%	0.1138%	0.9737	-.0030%	-2.63%
465	12/19/2003	1	0.1113%	0.0000%	0.1137%	0.9784	-.0025%	-2.16%
466	12/19/2003	1	0.1108%	0.0000%	0.1137%	0.9741	-.0029%	-2.59%
467	12/20/2003	1	0.1122%	0.0000%	0.1137%	0.9869	-.0015%	-1.31%
468	12/21/2003	1	0.1109%	0.0000%	0.1137%	0.9749	-.0029%	-2.51%
469	12/22/2003	1	0.1112%	0.0000%	0.1137%	0.9778	-.0025%	-2.22%
470	12/22/2003	1	0.1116%	0.0000%	0.1137%	0.9813	-.0021%	-1.87%
* 471	12/23/2003	1	0.1116%	0.0000%	0.1137%	0.9814	-.0021%	-1.86%
472	12/23/2003	1	0.1119%	0.0000%	0.1137%	0.9847	-.0017%	-1.53%
473	12/24/2003	1	0.1122%	0.0000%	0.1137%	0.9871	-.0015%	-1.29%
474	12/26/2003	1	0.1125%	0.0000%	0.1136%	0.9902	-.0011%	-0.98%
475	12/27/2003	1	0.1124%	0.0000%	0.1136%	0.9893	-.0012%	-1.07%
476	12/27/2003	1	0.1136%	0.0000%	0.1136%	0.9999	0.0000%	-0.01%
477	12/28/2003	1	0.1124%	0.0000%	0.1136%	0.9896	-.0012%	-1.04%
478	12/29/2003	1	0.1133%	0.0000%	0.1136%	0.9976	-.0003%	-0.24%
479	12/29/2003	1	0.1128%	0.0000%	0.1136%	0.9931	-.0008%	-0.69%
480	12/30/2003	1	0.1129%	0.0000%	0.1136%	0.9938	-.0007%	-0.62%

WEIGHT PERCENT 241-Pu DATA

Calendar Year 2003

241

SRS : Calex 1

#	Date Measured	Instr. ID	241-Pu	Uncert. 1 STD	Accepted Weight %	Ratio M/A	Weight % Error	Percent Error
481	12/30/2003	1	0.1122%	0.0000%	0.1136%	0.9879	-0.0014%	-1.21%
482	12/31/2003	1	0.1128%	0.0000%	0.1136%	0.9930	-0.0008%	-0.70%

Statistical outliers are in bold *, and are not included in graphs and tables.

Mean Error:	-0.0002%	-0.22%
Standard Deviation:	0.0029%	2.44%

M. ^{241}Am ISOTOPE ABUNDANCE TABLES AND GRAPHS

RESULTS OF ANALYSIS OF 241-Am DATA
1st QUARTER 2003 Calex 1

	HANFORD	LLNL	SRS
Mean error (weight %)	0.0000%	-0.0024%	-0.0072%
Standard Deviation (weight %)	0.0008%	0.0009%	0.0030%
Uncertainty in the Mean (weight %)	0.0001%	0.0002%	0.0003%
Mean Error (%)	0.01%	-0.96%	-2.83%
Standard Deviation (%)	0.31%	0.35%	1.18%
Uncertainty in the Mean (%)	0.05%	0.07%	0.10%
Number of Data Points	36	24	136
Number of Outliers	0	0	1

Difference from Last Quarter in:

Mean error (weight %)	0.0001%	0.0002%	0.0005%
Standard Deviation (weight %)	-0.0001%	-0.0003%	-0.0011%
Uncertainty in the Mean (weight %)	0.0000%	-0.0001%	-0.0002%
Mean Error (%)	0.03%	0.10%	0.22%
Standard Deviation (%)	-0.04%	-0.11%	-0.45%
Uncertainty in the Mean (%)	0.00%	-0.03%	-0.07%
Number of Data Points	-4	4	45

RESULTS OF ANALYSIS OF 241-Am DATA
2nd QUARTER 2003 Calex 1

	HANFORD	LLNL	SRS
Mean error (weight %)	-0.0013%	-0.0028%	-0.0065%
Standard Deviation (weight %)	0.0014%	0.0012%	0.0011%
Uncertainty in the Mean (weight %)	0.0002%	0.0003%	0.0001%
Mean Error (%)	-0.51%	-1.09%	-2.53%
Standard Deviation (%)	0.53%	0.47%	0.43%
Uncertainty in the Mean (%)	0.08%	0.10%	0.04%
Number of Data Points	50	21	103
Number of Outliers	1	1	1

Difference from Last Quarter in:

Mean error (weight %)	-0.0013%	-0.0004%	0.0007%
Standard Deviation (weight %)	0.0006%	0.0003%	-0.0019%
Uncertainty in the Mean (weight %)	0.0001%	0.0001%	-0.0001%
Mean Error (%)	-0.52%	-0.13%	0.30%
Standard Deviation (%)	0.22%	0.12%	-0.75%
Uncertainty in the Mean (%)	0.02%	0.03%	-0.06%
Number of Data Points	14	-3	-33

RESULTS OF ANALYSIS OF 241-Am DATA
3rd QUARTER 2003 Calex 1

	HANFORD	LLNL	SRS
Mean error (weight %)	-0.0008%	-0.0030%	-0.0060%
Standard Deviation (weight %)	0.0012%	0.0017%	0.0020%
Uncertainty in the Mean (weight %)	0.0002%	0.0003%	0.0002%
Mean Error (%)	-0.32%	-1.18%	-2.32%
Standard Deviation (%)	0.46%	0.64%	0.78%
Uncertainty in the Mean (%)	0.06%	0.11%	0.07%
Number of Data Points	50	34	134
Number of Outliers	1	0	0

Difference from Last Quarter in:

Mean error (weight %)	0.0005%	-0.0003%	0.0005%
Standard Deviation (weight %)	-0.0002%	0.0005%	0.0009%
Uncertainty in the Mean (weight %)	0.0000%	0.0000%	0.0001%
Mean Error (%)	0.19%	-0.09%	0.21%
Standard Deviation (%)	-0.08%	0.18%	0.35%
Uncertainty in the Mean (%)	-0.01%	0.01%	0.03%
Number of Data Points	0	13	31

RESULTS OF ANALYSIS OF 241-Am DATA
4th QUARTER 2003 Calex 1

	HANFORD	LLNL	SRS
Mean error (weight %)	-0.0010%	-0.0027%	-0.0067%
Standard Deviation (weight %)	0.0012%	0.0013%	0.0018%
Uncertainty in the Mean (weight %)	0.0002%	0.0004%	0.0002%
Mean Error (%)	-0.37%	-1.05%	-2.59%
Standard Deviation (%)	0.48%	0.50%	0.70%
Uncertainty in the Mean (%)	0.09%	0.17%	0.07%
Number of Data Points	30	9	106
Number of Outliers	0	0	1

Difference from Last Quarter in:

Mean error (weight %)	-0.0001%	0.0003%	-0.0007%
Standard Deviation (weight %)	0.0001%	-0.0004%	-0.0002%
Uncertainty in the Mean (weight %)	0.0001%	0.0001%	0.0000%
Mean Error (%)	-0.05%	0.14%	-0.28%
Standard Deviation (%)	0.02%	-0.15%	-0.08%
Uncertainty in the Mean (%)	0.02%	0.05%	0.00%
Number of Data Points	-20	-25	-28

RESULTS OF ANALYSIS OF 241-Am DATA
1st QUARTER 2003 Calex 2

	HANFORD	LLNL	SRS
Mean error (weight %)	****	-0.0922%	****
Standard Deviation (weight %)	****	0.0022%	****
Uncertainty in the Mean (weight %)	****	0.0013%	****
Mean Error (%)	****	-11.77%	****
Standard Deviation (%)	****	0.23%	****
Uncertainty in the Mean (%)	****	0.13%	****
Number of Data Points	****	3	****
Number of Outliers	****	0	****
Difference from Last Quarter in:			
Mean error (weight %)	****	-0.0091%	****
Standard Deviation (weight %)	****	-0.0028%	****
Uncertainty in the Mean (weight %)	****	-0.0006%	****
Mean Error (%)	****	-1.04%	****
Standard Deviation (%)	****	-0.38%	****
Uncertainty in the Mean (%)	****	-0.10%	****
Number of Data Points	0	-4	0

RESULTS OF ANALYSIS OF 241-Am DATA
2nd QUARTER 2003 Calex 2

	HANFORD	LLNL	SRS
Mean error (weight %)	****	-0.0995%	****
Standard Deviation (weight %)	****	0.0023%	****
Uncertainty in the Mean (weight %)	****	0.0012%	****
Mean Error (%)	****	-12.61%	****
Standard Deviation (%)	****	0.27%	****
Uncertainty in the Mean (%)	****	0.13%	****
Number of Data Points	****	4	****
Number of Outliers	****	0	****
Difference from Last Quarter in:			
Mean error (weight %)	****	-0.0073%	****
Standard Deviation (weight %)	****	0.0001%	****
Uncertainty in the Mean (weight %)	****	-0.0001%	****
Mean Error (%)	****	-0.84%	****
Standard Deviation (%)	****	0.04%	****
Uncertainty in the Mean (%)	****	0.00%	****
Number of Data Points	0	1	0

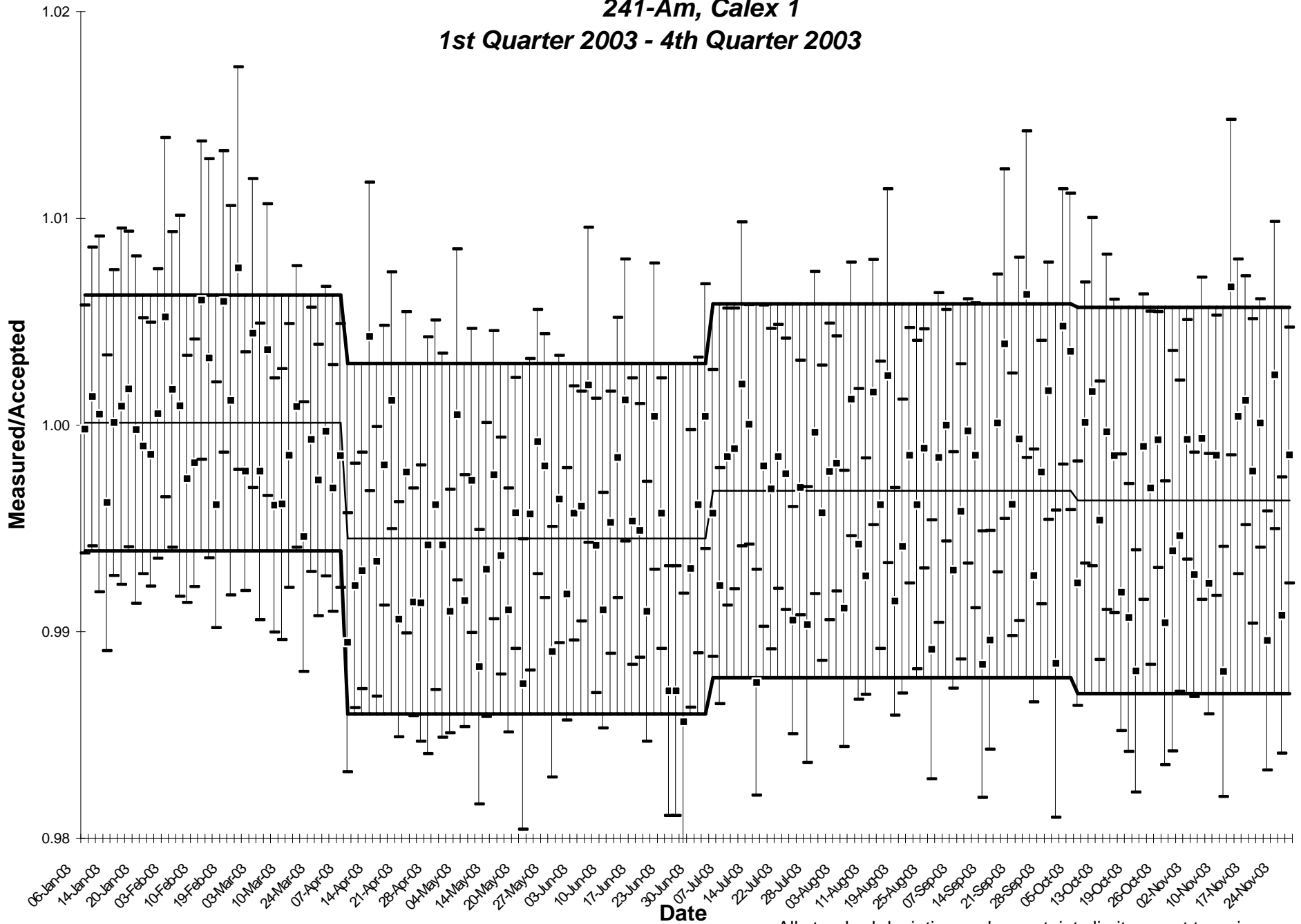
RESULTS OF ANALYSIS OF 241-Am DATA
3rd QUARTER 2003 Calex 2

	HANFORD	LLNL	SRS
Mean error (weight %)	****	-0.1090%	****
Standard Deviation (weight %)	****	0.0031%	****
Uncertainty in the Mean (weight %)	****	0.0014%	****
Mean Error (%)	****	-13.64%	****
Standard Deviation (%)	****	0.34%	****
Uncertainty in the Mean (%)	****	0.15%	****
Number of Data Points	****	5	****
Number of Outliers	****	0	****
Difference from Last Quarter in:			
Mean error (weight %)	****	-0.0094%	****
Standard Deviation (weight %)	****	0.0008%	****
Uncertainty in the Mean (weight %)	****	0.0002%	****
Mean Error (%)	****	-1.04%	****
Standard Deviation (%)	****	0.08%	****
Uncertainty in the Mean (%)	****	0.02%	****
Number of Data Points	0	1	0

RESULTS OF ANALYSIS OF 241-Am DATA
4th QUARTER 2003 Calex 2

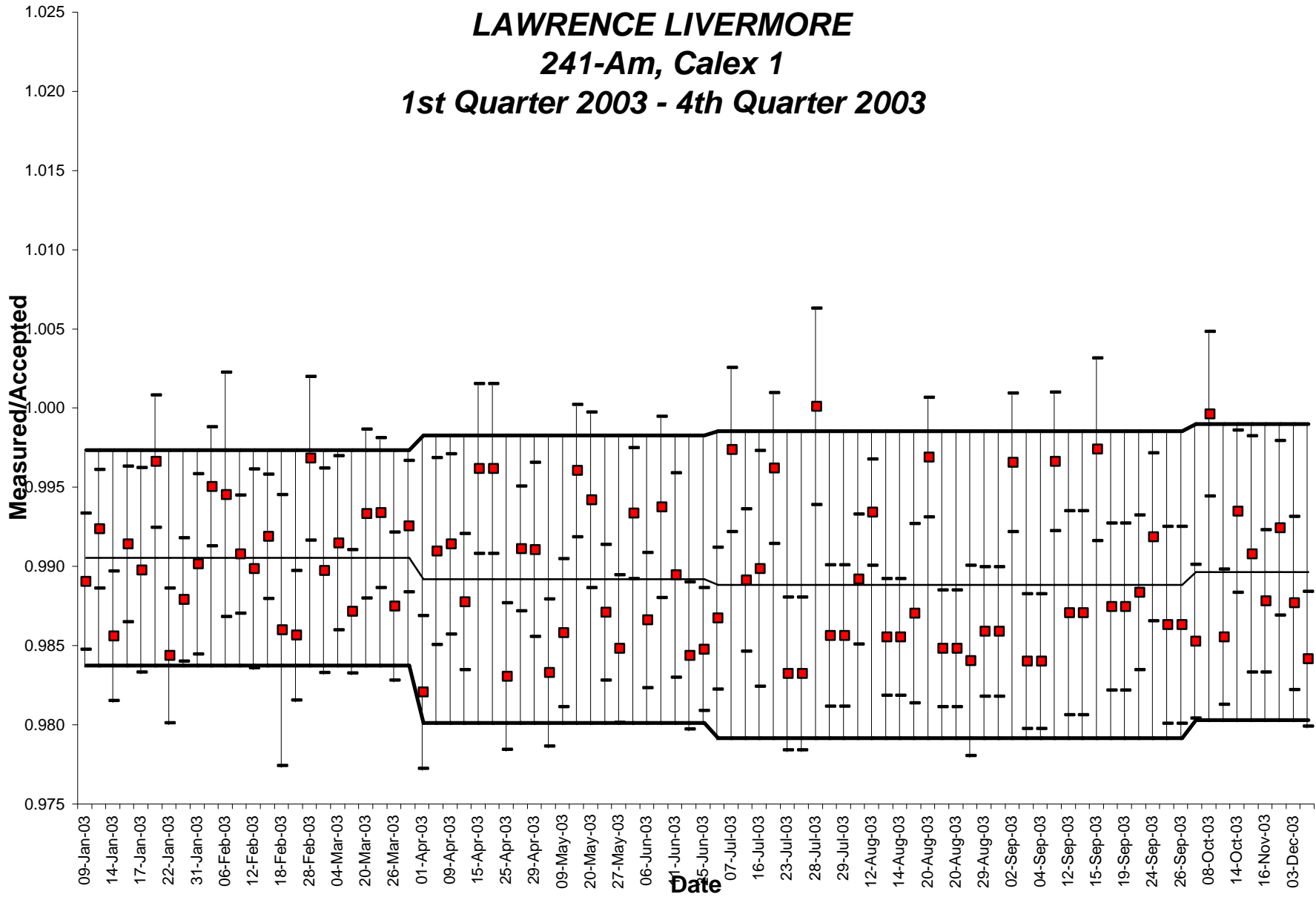
	HANFORD	LLNL	SRS
Mean error (weight %)	****	-0.1174%	****
Standard Deviation (weight %)	****	0.0024%	****
Uncertainty in the Mean (weight %)	****	0.0011%	****
Mean Error (%)	****	-14.56%	****
Standard Deviation (%)	****	0.26%	****
Uncertainty in the Mean (%)	****	0.12%	****
Number of Data Points	****	5	****
Number of Outliers	****	0	****
Difference from Last Quarter in:			
Mean error (weight %)	****	-0.0084%	****
Standard Deviation (weight %)	****	-0.0007%	****
Uncertainty in the Mean (weight %)	****	-0.0003%	****
Mean Error (%)	****	-0.92%	****
Standard Deviation (%)	****	-0.08%	****
Uncertainty in the Mean (%)	****	-0.04%	****
Number of Data Points	0	0	0

HANFORD
241-Am, Calex 1
1st Quarter 2003 - 4th Quarter 2003



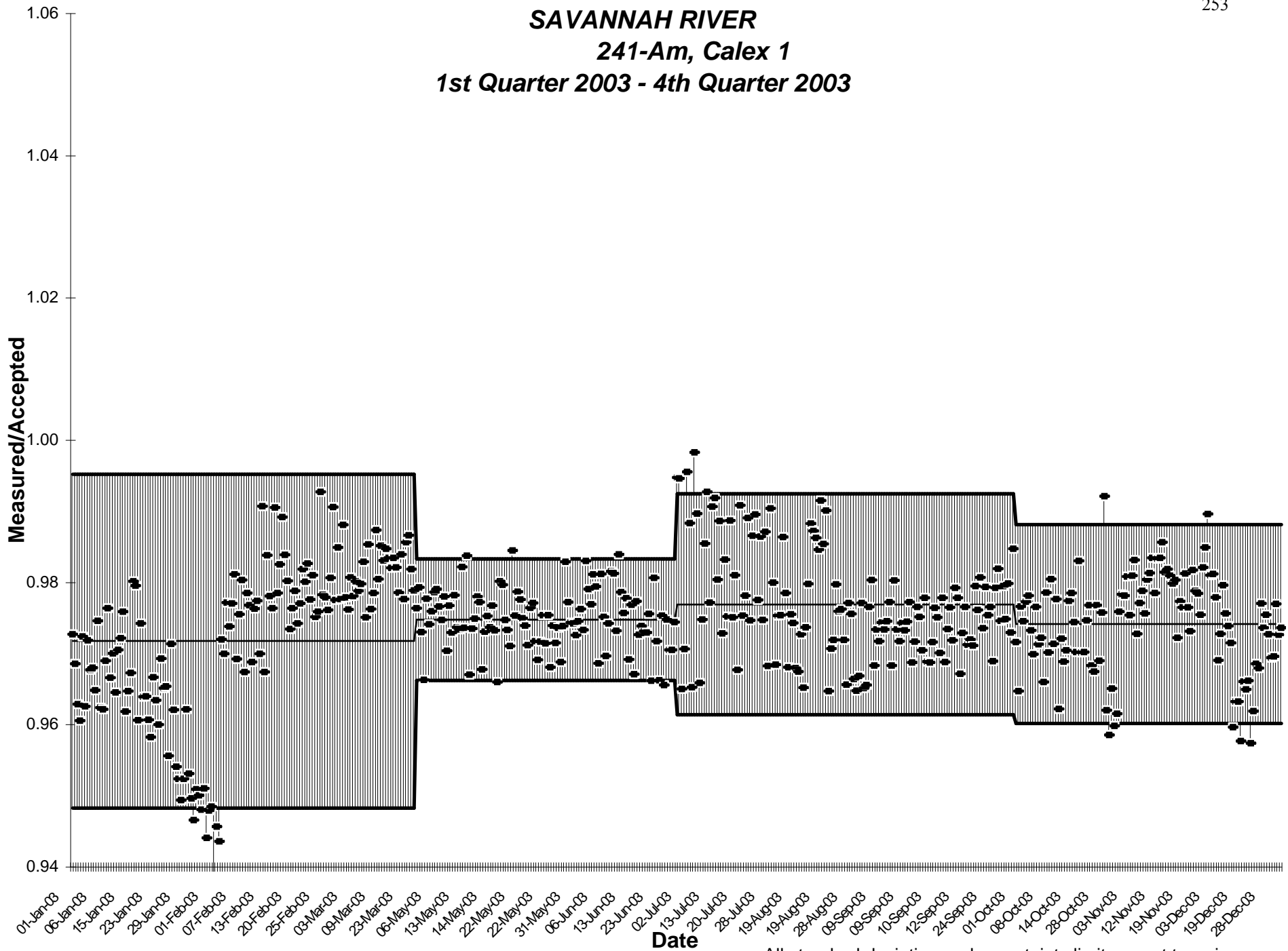
All standard deviation and uncertainty limits are at two sigma.

LAWRENCE LIVERMORE
241-Am, Calex 1
1st Quarter 2003 - 4th Quarter 2003

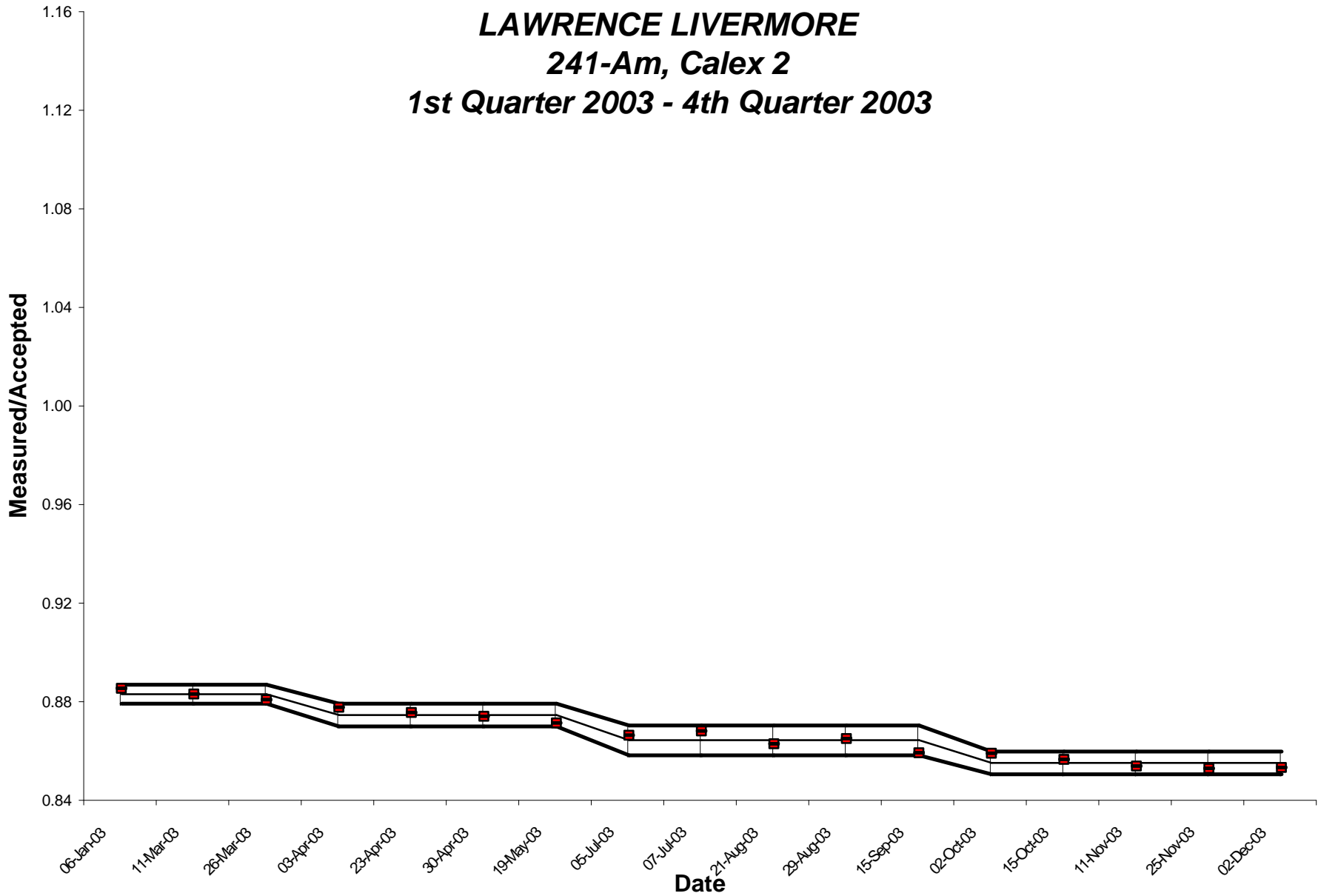


All standard deviation and uncertainty limits are at two sigma.

SAVANNAH RIVER
241-Am, Calex 1
1st Quarter 2003 - 4th Quarter 2003



All standard deviation and uncertainty limits are at two sigma.



All standard deviation and uncertainty limits are at two sigma.

RESULTS OF ANALYSIS OF 241-Am DATA
2003 Calex 1

	HANFORD	LLNL	SRS
Mean error (weight %)	-0.0008%	-0.0028%	-0.0659%
Standard Deviation (weight %)	0.0013%	0.0013%	0.0220%
Uncertainty in the Mean (weight %)	0.0001%	0.0001%	0.0010%
Mean Error (%)	-0.32%	-1.09%	-2.57%
Standard Deviation (%)	0.49%	0.52%	0.86%
Uncertainty in the Mean (%)	0.04%	0.06%	0.04%
Number of Data Points	166	88	479
Number of Outliers	2	1	3

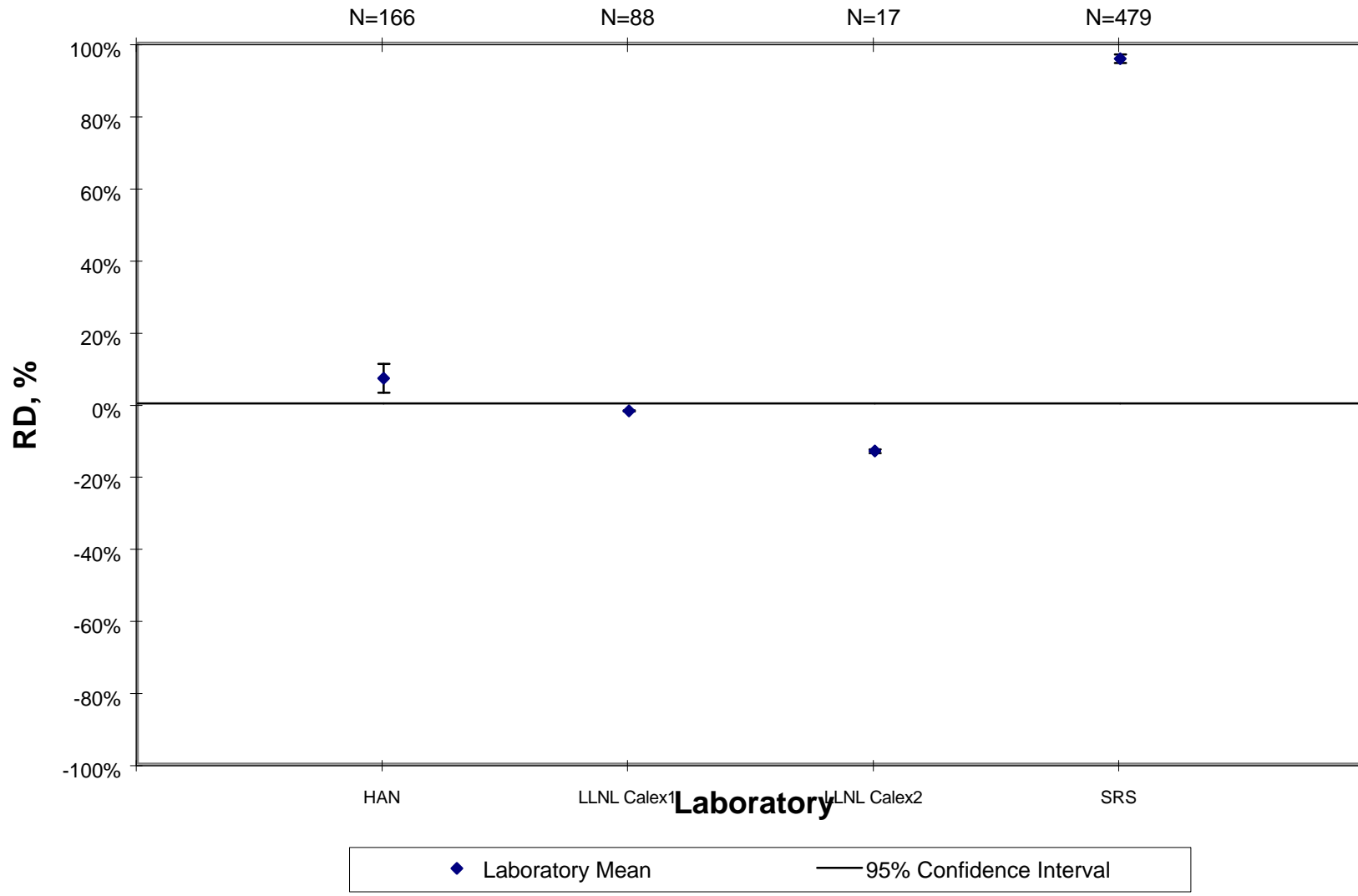
Difference from Last Year in:

Mean error (weight %)	-0.0005%	-0.0002%	-0.0478%
Standard Deviation (weight %)	0.0004%	0.0003%	-0.0488%
Uncertainty in the Mean (weight %)	0.0000%	0.0000%	-0.0034%
Mean Error (%)	-0.19%	-0.05%	-1.86%
Standard Deviation (%)	0.14%	0.10%	-1.95%
Uncertainty in the Mean (%)	0.01%	0.01%	-0.14%
Number of Data Points	-3	-16	222
Number of Outliers	2	1	3

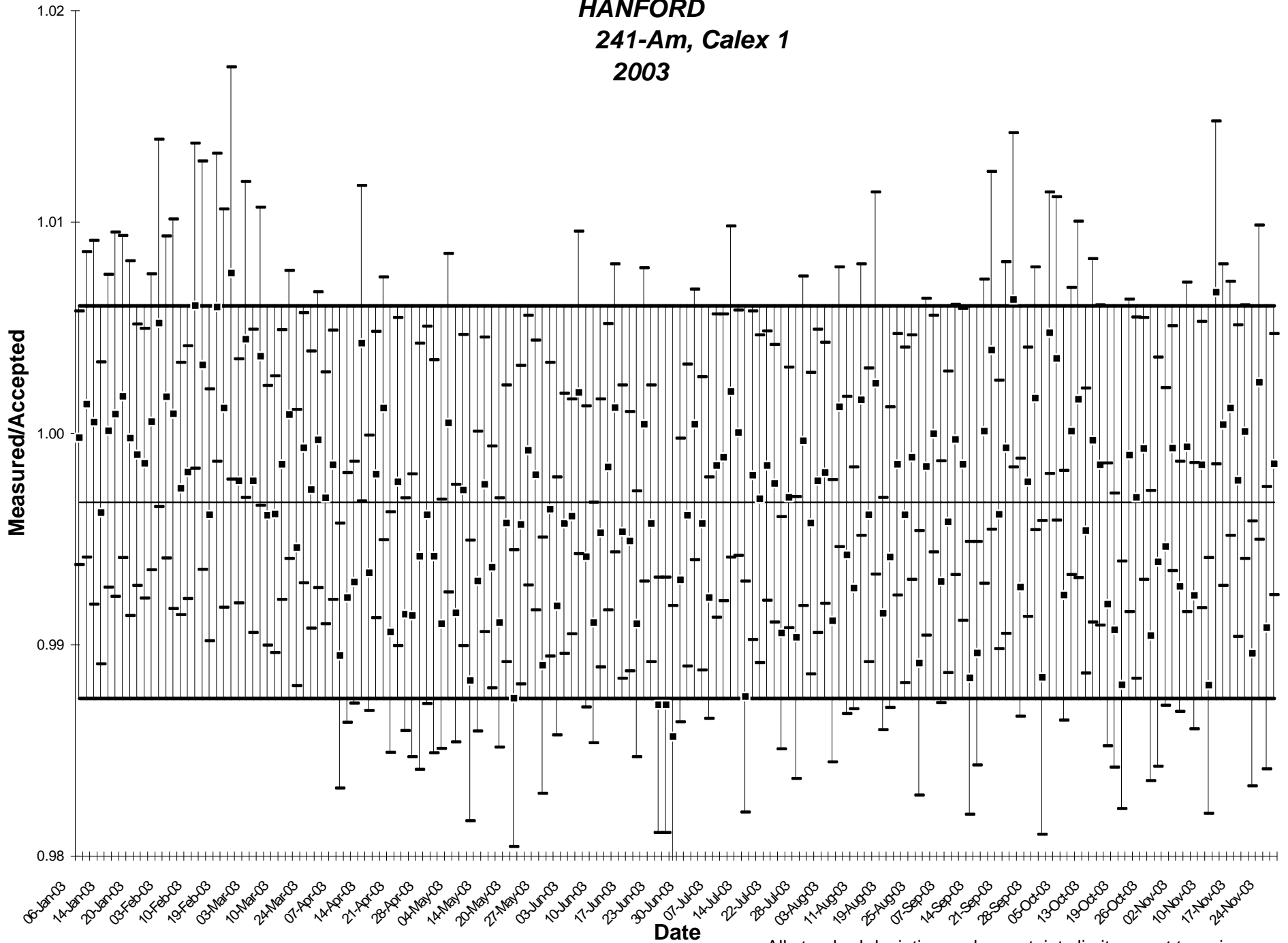
RESULTS OF ANALYSIS OF 241-Am DATA
2003 Calex 2

	HANFORD	LLNL	SRS
Mean error (weight %)	****	-0.1063%	****
Standard Deviation (weight %)	****	0.0097%	****
Uncertainty in the Mean (weight %)	****	0.0024%	****
Mean Error (%)	****	-13.34%	****
Standard Deviation (%)	****	1.08%	****
Uncertainty in the Mean (%)	****	0.26%	****
Number of Data Points	****	17	****
Number of Outliers	****	0	****
Difference from Last Year in:			
Mean error (weight %)	****	-0.0420%	****
Standard Deviation (weight %)	****	-0.0169%	****
Uncertainty in the Mean (weight %)	****	-0.0041%	****
Mean Error (%)	****	-4.98%	****
Standard Deviation (%)	****	-2.36%	****
Uncertainty in the Mean (%)	****	-0.57%	****
Number of Data Points	0	0	0
Number of Outliers	0	0	0

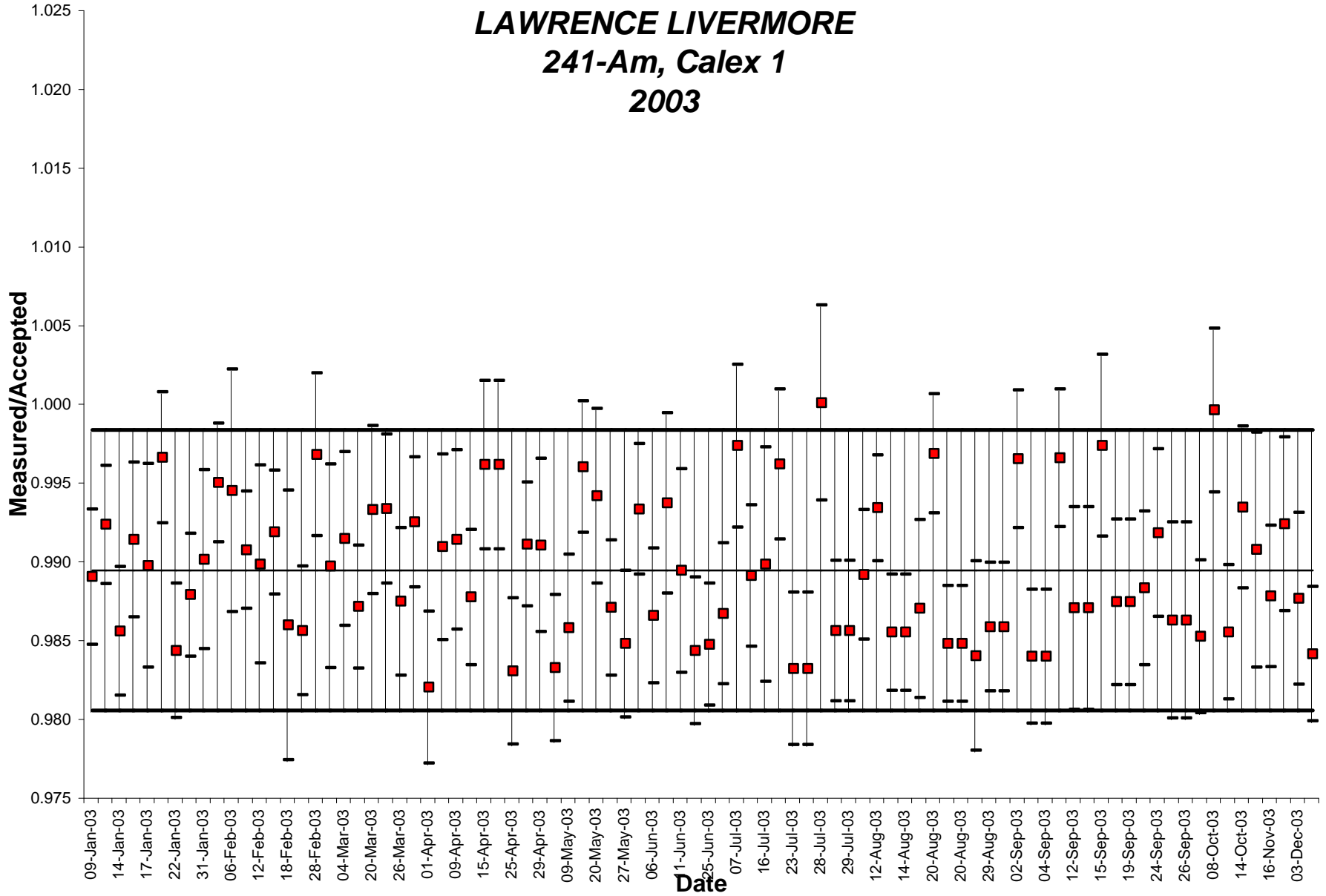
New Brunswick Laboratory Calorimetry Exchange Program Percent ^{241}Am , 2003



HANFORD
241-Am, Calex 1
2003

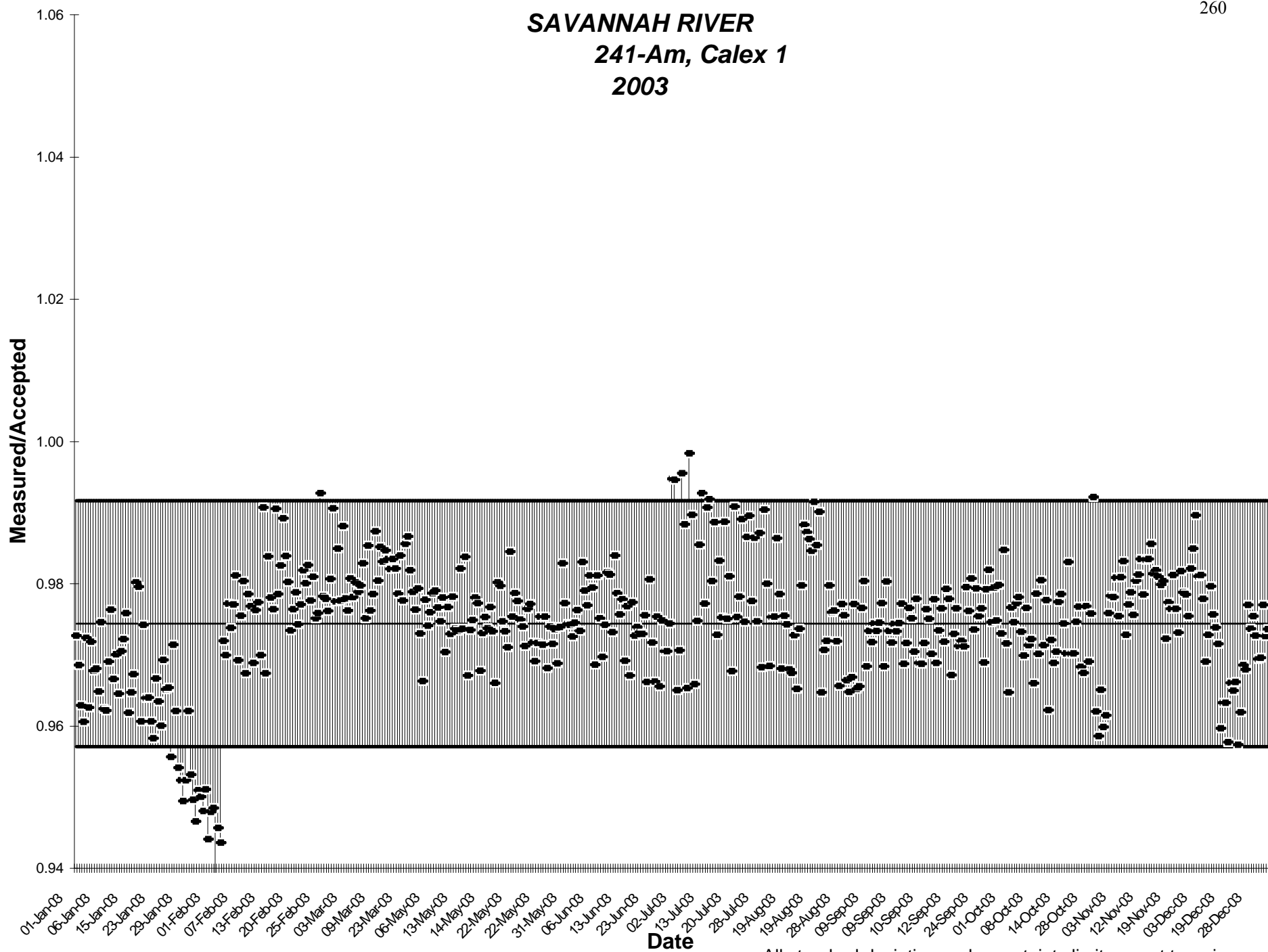


All standard deviation and uncertainty limits are at two sigma.



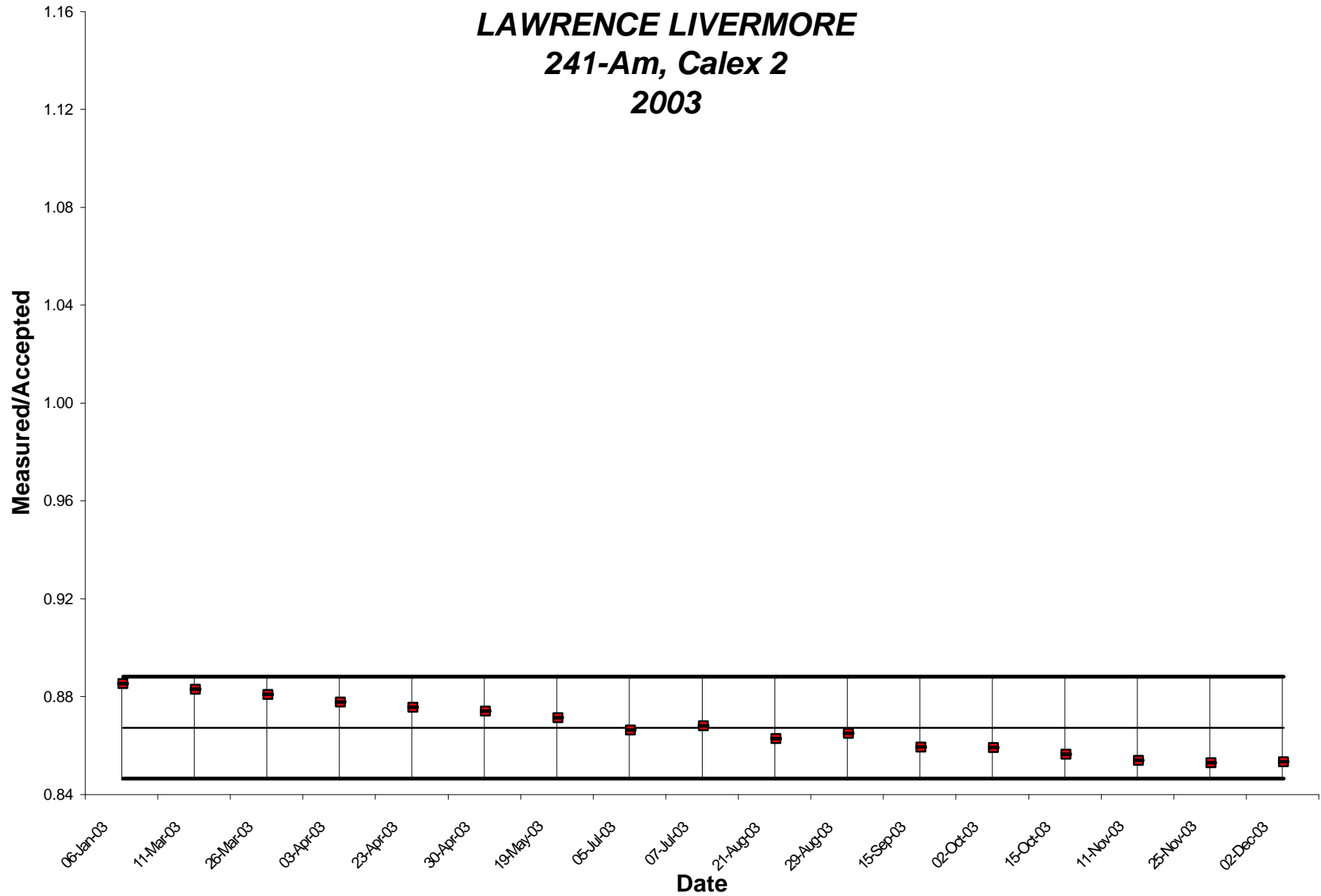
All standard deviation and uncertainty limits are at two sigma.

SAVANNAH RIVER 241-Am, Calex 1 2003



All standard deviation and uncertainty limits are at two sigma.

LAWRENCE LIVERMORE
241-Am, Calex 2
2003



All standard deviation and uncertainty limits are at two sigma.

WEIGHT PERCENT 241-Am DATA

Calendar Year 2003

262

WHO : Calex 1

#	Date Measured	Instr. ID	241-Am	Uncert. 1 STD	Accepted Weight %	Ratio M/A	Weight % Error	Percent Error
1	01/06/2003	2026	0.2536%	0.3000%	0.2537%	0.9998	-.0001%	-0.02%
2	01/06/2003	2424	0.2540%	0.3600%	0.2537%	1.0013	0.0003%	0.13%
3	01/07/2003	1985	0.2538%	0.4300%	0.2537%	1.0005	0.0001%	0.05%
4	01/13/2003	2026	0.2528%	0.3600%	0.2538%	0.9962	-.0010%	-0.38%
5	01/14/2003	2424	0.2538%	0.3700%	0.2538%	1.0001	0.0000%	0.01%
6	01/14/2003	1985	0.2540%	0.4300%	0.2538%	1.0009	0.0002%	0.09%
7	01/20/2003	2424	0.2543%	0.3800%	0.2539%	1.0017	0.0004%	0.17%
8	01/20/2003	1985	0.2538%	0.4200%	0.2539%	0.9997	-.0001%	-0.03%
9	01/20/2003	2026	0.2536%	0.3100%	0.2539%	0.9989	-.0003%	-0.11%
10	01/27/2003	2026	0.2536%	0.3200%	0.2540%	0.9985	-.0004%	-0.15%
11	01/27/2003	2424	0.2541%	0.3500%	0.2540%	1.0005	0.0001%	0.05%
12	01/28/2003	1985	0.2553%	0.4300%	0.2540%	1.0052	0.0013%	0.52%
13	02/03/2003	2424	0.2545%	0.3800%	0.2541%	1.0017	0.0004%	0.17%
14	02/03/2003	1985	0.2543%	0.4600%	0.2541%	1.0009	0.0002%	0.09%
15	02/03/2003	2026	0.2534%	0.3000%	0.2541%	0.9974	-.0007%	-0.26%
16	02/10/2003	2026	0.2537%	0.3000%	0.2542%	0.9981	-.0005%	-0.19%
17	02/10/2003	2424	0.2557%	0.3800%	0.2542%	1.0060	0.0015%	0.60%
18	02/11/2003	1985	0.2550%	0.4800%	0.2542%	1.0032	0.0008%	0.32%
19	02/18/2003	2026	0.2533%	0.3000%	0.2543%	0.9961	-.0010%	-0.39%
20	02/18/2003	2424	0.2558%	0.3600%	0.2543%	1.0059	0.0015%	0.59%
21	02/19/2003	1985	0.2546%	0.4700%	0.2543%	1.0012	0.0003%	0.12%
22	02/24/2003	1985	0.2563%	0.4800%	0.2544%	1.0075	0.0019%	0.75%
23	02/24/2003	2026	0.2538%	0.2900%	0.2544%	0.9977	-.0006%	-0.23%
24	02/24/2003	2424	0.2555%	0.3700%	0.2544%	1.0044	0.0011%	0.44%
25	03/03/2003	2026	0.2539%	0.3600%	0.2545%	0.9977	-.0006%	-0.23%
26	03/03/2003	2424	0.2554%	0.3500%	0.2545%	1.0036	0.0009%	0.36%
27	03/04/2003	1985	0.2535%	0.3100%	0.2545%	0.9961	-.0010%	-0.39%
28	03/10/2003	1985	0.2536%	0.3300%	0.2546%	0.9961	-.0010%	-0.39%
29	03/10/2003	2026	0.2542%	0.3200%	0.2546%	0.9985	-.0004%	-0.15%
30	03/10/2003	2424	0.2548%	0.3400%	0.2546%	1.0008	0.0002%	0.08%
31	03/17/2003	1985	0.2533%	0.3300%	0.2547%	0.9946	-.0014%	-0.54%
32	03/17/2003	2026	0.2545%	0.3200%	0.2547%	0.9993	-.0002%	-0.07%
33	03/24/2003	1985	0.2541%	0.3300%	0.2548%	0.9973	-.0007%	-0.27%
34	03/24/2003	2026	0.2547%	0.3500%	0.2548%	0.9997	-.0001%	-0.03%
35	03/31/2003	2026	0.2541%	0.3000%	0.2549%	0.9969	-.0008%	-0.31%
36	03/31/2003	1985	0.2545%	0.3200%	0.2549%	0.9985	-.0004%	-0.15%
37	04/07/2003	2740	0.2523%	0.3200%	0.2550%	0.9894	-.0027%	-1.06%
38	04/07/2003	1985	0.2530%	0.3000%	0.2550%	0.9922	-.0020%	-0.78%
39	04/08/2003	2026	0.2532%	0.2900%	0.2550%	0.9929	-.0018%	-0.71%
40	04/09/2003	2424	0.2561%	0.3700%	0.2550%	1.0042	0.0011%	0.42%
41	04/14/2003	1985	0.2534%	0.3300%	0.2551%	0.9934	-.0017%	-0.66%
42	04/15/2003	2424	0.2546%	0.3400%	0.2551%	0.9980	-.0005%	-0.20%
43	04/15/2003	2026	0.2554%	0.3100%	0.2551%	1.0011	0.0003%	0.11%
44	04/15/2003	2740	0.2527%	0.2900%	0.2551%	0.9906	-.0024%	-0.94%
45	04/21/2003	2424	0.2546%	0.3900%	0.2552%	0.9977	-.0006%	-0.23%
46	04/21/2003	2740	0.2530%	0.2800%	0.2552%	0.9914	-.0022%	-0.86%
47	04/22/2003	1985	0.2530%	0.3400%	0.2552%	0.9913	-.0022%	-0.87%
* 48	04/23/2003	2026	0.2543%	0.2900%	0.2552%	0.9964	-.0009%	-0.36%

WEIGHT PERCENT 241-Am DATA

Calendar Year 2003

263

WHO : Calex 1

#	Date Measured	Instr. ID	241-Am	Uncert. 1 STD	Accepted Weight %	Ratio M/A	Weight % Error	Percent Error
49	04/28/2003	1985	0.2538%	0.5100%	0.2553%	0.9941	-0.0015%	-0.59%
50	04/28/2003	2026	0.2543%	0.4500%	0.2553%	0.9961	-0.0010%	-0.39%
51	04/28/2003	2424	0.2538%	0.4700%	0.2553%	0.9941	-0.0015%	-0.59%
52	04/29/2003	2740	0.2530%	0.3000%	0.2553%	0.9910	-0.0023%	-0.90%
53	05/04/2003	1985	0.2555%	0.4000%	0.2554%	1.0005	0.0001%	0.05%
54	05/04/2003	2026	0.2532%	0.3100%	0.2554%	0.9915	-0.0022%	-0.85%
55	05/05/2003	2424	0.2547%	0.3700%	0.2554%	0.9973	-0.0007%	-0.27%
56	05/05/2003	2740	0.2524%	0.3400%	0.2554%	0.9883	-0.0030%	-1.17%
57	05/12/2003	2424	0.2537%	0.3600%	0.2555%	0.9930	-0.0018%	-0.70%
58	05/14/2003	1985	0.2549%	0.3500%	0.2555%	0.9976	-0.0006%	-0.24%
59	05/14/2003	2740	0.2539%	0.2900%	0.2555%	0.9936	-0.0016%	-0.64%
60	05/19/2003	2740	0.2533%	0.3000%	0.2556%	0.9910	-0.0023%	-0.90%
61	05/19/2003	1985	0.2545%	0.3300%	0.2556%	0.9957	-0.0011%	-0.43%
62	05/20/2003	2740	0.2524%	0.3600%	0.2556%	0.9874	-0.0032%	-1.26%
63	05/20/2003	2424	0.2545%	0.3800%	0.2556%	0.9956	-0.0011%	-0.44%
64	05/27/2003	2026	0.2555%	0.3200%	0.2557%	0.9992	-0.0002%	-0.08%
65	05/27/2003	2424	0.2552%	0.3200%	0.2557%	0.9980	-0.0005%	-0.20%
66	05/27/2003	2740	0.2529%	0.3100%	0.2557%	0.9890	-0.0028%	-1.10%
67	05/28/2003	1985	0.2548%	0.3500%	0.2557%	0.9964	-0.0009%	-0.36%
68	06/02/2003	2740	0.2537%	0.3100%	0.2558%	0.9918	-0.0021%	-0.82%
69	06/02/2003	1985	0.2547%	0.3100%	0.2558%	0.9957	-0.0011%	-0.43%
70	06/03/2003	2026	0.2548%	0.2800%	0.2558%	0.9960	0.0044%	1.71%
71	06/03/2003	2424	0.2563%	0.3800%	0.2558%	1.0019	0.0005%	0.19%
72	06/09/2003	1985	0.2544%	0.3600%	0.2559%	0.9941	-0.0015%	-0.59%
73	06/09/2003	2740	0.2536%	0.2900%	0.2559%	0.9910	-0.0023%	-0.90%
74	06/10/2003	2026	0.2547%	0.3200%	0.2559%	0.9953	-0.0012%	-0.47%
75	06/10/2003	2424	0.2555%	0.3400%	0.2559%	0.9984	-0.0004%	-0.16%
76	06/16/2003	2424	0.2563%	0.3400%	0.2560%	1.0012	0.0003%	0.12%
77	06/16/2003	1985	0.2548%	0.3500%	0.2560%	0.9953	-0.0012%	-0.47%
78	06/17/2003	2026	0.2547%	0.3100%	0.2560%	0.9949	-0.0013%	-0.51%
79	06/17/2003	2740	0.2537%	0.3200%	0.2560%	0.9910	-0.0023%	-0.90%
80	06/23/2003	1985	0.2562%	0.3700%	0.2561%	1.0004	0.0001%	0.04%
81	06/23/2003	2026	0.2550%	0.3300%	0.2561%	0.9957	-0.0011%	-0.43%
82	06/23/2003	2740	0.2528%	0.3100%	0.2561%	0.9871	-0.0033%	-1.29%
83	06/23/2003	2740	0.2528%	0.3100%	0.2561%	0.9871	-0.0033%	-1.29%
84	06/29/2003	2740	0.2525%	0.3200%	0.2562%	0.9856	-0.0037%	-1.44%
85	06/29/2003	2026	0.2544%	0.3400%	0.2562%	0.9930	-0.0018%	-0.70%
86	06/30/2003	1985	0.2552%	0.3600%	0.2562%	0.9961	-0.0010%	-0.39%
87	06/30/2003	2424	0.2563%	0.3200%	0.2562%	1.0004	0.0001%	0.04%
88	07/07/2003	2424	0.2552%	0.3500%	0.2563%	0.9957	-0.0011%	-0.43%
89	07/07/2003	2740	0.2543%	0.2900%	0.2563%	0.9922	-0.0020%	-0.78%
90	07/07/2003	1985	0.2559%	0.3600%	0.2563%	0.9984	-0.0004%	-0.16%
91	07/07/2003	2026	0.2560%	0.3400%	0.2563%	0.9988	-0.0003%	-0.12%
92	07/14/2003	1985	0.2569%	0.3900%	0.2564%	1.0019	0.0005%	0.19%
93	07/14/2003	2026	0.2564%	0.2900%	0.2564%	1.0000	0.0000%	0.00%
94	07/14/2003	2740	0.2532%	0.2800%	0.2564%	0.9875	-0.0032%	-1.25%
95	07/15/2003	2424	0.2559%	0.3900%	0.2564%	0.9980	-0.0005%	-0.20%
96	07/21/2003	1985	0.2557%	0.3900%	0.2565%	0.9969	-0.0008%	-0.31%

WEIGHT PERCENT 241-Am DATA

Calendar Year 2003

264

WHO : Calex 1

#	Date Measured	Instr. ID	241-Am	Uncert. 1 STD	Accepted Weight %	Ratio M/A	Weight % Error	Percent Error
97	07/21/2003	2026	0.2561%	0.3200%	0.2565%	0.9984	-0.0004%	-0.16%
98	07/22/2003	2424	0.2559%	0.3300%	0.2565%	0.9976	-0.0006%	-0.24%
99	07/23/2003	2740	0.2541%	0.2800%	0.2565%	0.9905	-0.0024%	-0.95%
100	07/27/2003	2424	0.2558%	0.3100%	0.2566%	0.9969	-0.0008%	-0.31%
101	07/27/2003	2740	0.2541%	0.3400%	0.2566%	0.9903	-0.0025%	-0.97%
102	07/28/2003	1985	0.2565%	0.3900%	0.2566%	0.9996	-0.0001%	-0.04%
103	07/28/2003	2026	0.2555%	0.3600%	0.2566%	0.9957	-0.0011%	-0.43%
104	08/03/2003	1985	0.2561%	0.3600%	0.2567%	0.9977	-0.0006%	-0.23%
105	08/03/2003	2026	0.2562%	0.3100%	0.2567%	0.9981	-0.0005%	-0.19%
106	08/03/2003	2740	0.2544%	0.3400%	0.2567%	0.9911	-0.0023%	-0.89%
* 107	08/03/2003	2424	0.2563%	0.3700%	0.2567%	0.9985	-0.0004%	-0.15%
108	08/10/2003	2026	0.2571%	0.3300%	0.2568%	1.0012	0.0003%	0.12%
109	08/10/2003	1985	0.2553%	0.3800%	0.2568%	0.9942	-0.0015%	-0.58%
110	08/10/2003	2740	0.2549%	0.2900%	0.2568%	0.9926	-0.0019%	-0.74%
111	08/11/2003	2424	0.2572%	0.3200%	0.2568%	1.0015	0.0004%	0.15%
112	08/18/2003	2026	0.2559%	0.3500%	0.2569%	0.9961	-0.0010%	-0.39%
113	08/18/2003	1985	0.2575%	0.4500%	0.2569%	1.0023	0.0006%	0.23%
114	08/18/2003	2740	0.2547%	0.2800%	0.2569%	0.9914	-0.0022%	-0.86%
115	08/19/2003	2424	0.2554%	0.3600%	0.2569%	0.9941	-0.0015%	-0.59%
116	08/24/2003	2424	0.2566%	0.3100%	0.2570%	0.9985	-0.0004%	-0.15%
117	08/25/2003	1985	0.2560%	0.4000%	0.2570%	0.9961	-0.0010%	-0.39%
118	08/25/2003	2026	0.2567%	0.2900%	0.2570%	0.9988	-0.0003%	-0.12%
119	08/25/2003	2740	0.2542%	0.3200%	0.2570%	0.9891	-0.0028%	-1.09%
120	09/02/2003	1985	0.2567%	0.4000%	0.2571%	0.9984	-0.0004%	-0.16%
121	09/02/2003	2026	0.2571%	0.2800%	0.2571%	0.9999	0.0000%	-0.01%
122	09/02/2003	2740	0.2553%	0.2900%	0.2571%	0.9929	-0.0018%	-0.71%
123	09/07/2003	1985	0.2561%	0.3600%	0.2572%	0.9958	-0.0011%	-0.42%
124	09/07/2003	2026	0.2571%	0.3200%	0.2572%	0.9997	-0.0001%	-0.03%
125	09/07/2003	2424	0.2568%	0.3700%	0.2572%	0.9985	-0.0004%	-0.15%
126	09/07/2003	2740	0.2542%	0.3300%	0.2572%	0.9884	-0.0030%	-1.16%
127	09/14/2003	2740	0.2546%	0.2700%	0.2573%	0.9896	-0.0027%	-1.04%
128	09/14/2003	2424	0.2573%	0.3600%	0.2573%	1.0001	0.0000%	0.01%
129	09/15/2003	1985	0.2583%	0.4200%	0.2573%	1.0039	0.0010%	0.39%
130	09/15/2003	2026	0.2563%	0.3200%	0.2573%	0.9961	-0.0010%	-0.39%
131	09/21/2003	1985	0.2572%	0.4400%	0.2574%	0.9993	-0.0002%	-0.07%
132	09/21/2003	2424	0.2590%	0.3900%	0.2574%	1.0063	0.0016%	0.63%
133	09/21/2003	2740	0.2555%	0.3100%	0.2574%	0.9927	-0.0019%	-0.73%
134	09/22/2003	2026	0.2568%	0.3200%	0.2574%	0.9977	-0.0006%	-0.23%
135	09/28/2003	2026	0.2579%	0.3100%	0.2575%	1.0016	0.0004%	0.16%
136	09/28/2003	2740	0.2545%	0.3800%	0.2575%	0.9884	-0.0030%	-1.16%
137	09/28/2003	2424	0.2587%	0.3300%	0.2575%	1.0047	0.0012%	0.47%
138	09/29/2003	1985	0.2584%	0.3800%	0.2575%	1.0035	0.0009%	0.35%
139	10/05/2003	2740	0.2556%	0.3000%	0.2576%	0.9923	-0.0020%	-0.77%
140	10/05/2003	2424	0.2576%	0.3400%	0.2576%	1.0001	0.0000%	0.01%
141	10/06/2003	1985	0.2580%	0.4200%	0.2576%	1.0016	0.0004%	0.16%
142	10/06/2003	2026	0.2564%	0.3400%	0.2576%	0.9954	-0.0012%	-0.46%
143	10/13/2003	1985	0.2576%	0.4300%	0.2577%	0.9996	-0.0001%	-0.04%
144	10/13/2003	2424	0.2573%	0.3800%	0.2577%	0.9985	-0.0004%	-0.15%

WEIGHT PERCENT 241-Am DATA

Calendar Year 2003

265

WHO : Calex 1

#	Date Measured	Instr. ID	241-Am	Uncert. 1 STD	Accepted Weight %	Ratio M/A	Weight % Error	Percent Error
145	10/13/2003	2740	0.2556%	0.3400%	0.2577%	0.9919	-0.0021%	-0.81%
146	10/14/2003	2026	0.2553%	0.3300%	0.2577%	0.9907	-0.0024%	-0.93%
147	10/19/2003	2740	0.2547%	0.3000%	0.2578%	0.9881	-0.0031%	-1.19%
148	10/19/2003	2424	0.2575%	0.3700%	0.2578%	0.9989	-0.0003%	-0.11%
149	10/20/2003	1985	0.2570%	0.4300%	0.2578%	0.9969	-0.0008%	-0.31%
150	10/20/2003	2026	0.2576%	0.3100%	0.2578%	0.9992	-0.0002%	-0.08%
151	10/26/2003	2740	0.2554%	0.3500%	0.2579%	0.9904	-0.0025%	-0.96%
152	10/26/2003	2424	0.2563%	0.4900%	0.2579%	0.9939	-0.0016%	-0.61%
153	10/27/2003	1985	0.2565%	0.3800%	0.2579%	0.9946	-0.0014%	-0.54%
154	10/27/2003	2026	0.2577%	0.2900%	0.2579%	0.9993	-0.0002%	-0.07%
155	11/02/2003	2026	0.2561%	0.3000%	0.2580%	0.9927	-0.0019%	-0.73%
156	11/02/2003	2424	0.2578%	0.3900%	0.2580%	0.9993	-0.0002%	-0.07%
157	11/03/2003	2740	0.2560%	0.3200%	0.2580%	0.9923	-0.0020%	-0.77%
158	11/03/2003	1985	0.2576%	0.3400%	0.2580%	0.9985	-0.0004%	-0.15%
159	11/10/2003	2740	0.2550%	0.3100%	0.2581%	0.9880	-0.0031%	-1.20%
160	11/10/2003	2424	0.2598%	0.4000%	0.2581%	1.0066	0.0017%	0.66%
161	11/11/2003	1985	0.2582%	0.3800%	0.2581%	1.0004	0.0001%	0.04%
162	11/11/2003	2026	0.2584%	0.3000%	0.2581%	1.0012	0.0003%	0.12%
163	11/17/2003	1985	0.2576%	0.3700%	0.2582%	0.9977	-0.0006%	-0.23%
164	11/17/2003	2026	0.2582%	0.3000%	0.2582%	1.0001	0.0000%	0.01%
165	11/18/2003	2740	0.2555%	0.3200%	0.2582%	0.9895	-0.0027%	-1.05%
166	11/24/2003	1985	0.2589%	0.3700%	0.2583%	1.0024	0.0006%	0.24%
167	11/24/2003	2740	0.2559%	0.3400%	0.2583%	0.9908	-0.0024%	-0.92%
168	11/24/2003	2026	0.2579%	0.3100%	0.2583%	0.9985	-0.0004%	-0.15%
Mean Error:							-0.0008%	-0.32%
Standard Deviation:							0.0013%	0.49%

Statistical outliers are in bold *, and are not included in graphs and tables.

WEIGHT PERCENT 241-Am DATA

Calendar Year 2003

266

LLNL : Calex 1

#	Date Measured	Instr. ID	241-Am	Uncert. 1 STD	Accepted Weight %	Ratio M/A	Weight % Error	Percent Error
1	01/09/2003	3a	0.2509%	0.2200%	0.2537%	0.9889	-.0028%	-1.11%
2	01/13/2003	1	0.2518%	0.1900%	0.2538%	0.9923	-.0020%	-0.77%
3	01/14/2003	3a	0.2501%	0.2100%	0.2538%	0.9855	-.0037%	-1.45%
4	01/16/2003	2	0.2516%	0.2500%	0.2538%	0.9913	-.0022%	-0.87%
5	01/17/2003	3a	0.2512%	0.3300%	0.2538%	0.9897	-.0026%	-1.03%
6	01/21/2003	1	0.2530%	0.2100%	0.2539%	0.9965	-.0009%	-0.35%
7	01/22/2003	3a	0.2499%	0.2200%	0.2539%	0.9843	-.0040%	-1.57%
8	01/29/2003	3a	0.2509%	0.2000%	0.2540%	0.9878	-.0031%	-1.22%
9	01/31/2003	2	0.2515%	0.2900%	0.2540%	0.9900	-.0025%	-1.00%
10	02/04/2003	1	0.2528%	0.1900%	0.2541%	0.9949	-.0013%	-0.51%
11	02/06/2003	3a	0.2527%	0.3900%	0.2541%	0.9944	-.0014%	-0.56%
12	02/10/2003	1	0.2518%	0.1900%	0.2542%	0.9907	-.0024%	-0.93%
13	02/12/2003	3a	0.2516%	0.3200%	0.2542%	0.9898	-.0026%	-1.02%
14	02/18/2003	1	0.2522%	0.2000%	0.2543%	0.9918	-.0021%	-0.82%
15	02/18/2003	3a	0.2507%	0.4400%	0.2543%	0.9859	-.0036%	-1.41%
16	02/24/2003	3a	0.2507%	0.2100%	0.2544%	0.9855	-.0037%	-1.45%
17	02/28/2003	1	0.2536%	0.2600%	0.2544%	0.9967	-.0008%	-0.33%
18	02/28/2003	3a	0.2518%	0.3300%	0.2544%	0.9896	-.0026%	-1.04%
19	03/04/2003	2	0.2523%	0.2800%	0.2545%	0.9914	-.0022%	-0.86%
20	03/04/2003	3a	0.2512%	0.2000%	0.2545%	0.9870	-.0033%	-1.30%
21	03/20/2003	2	0.2530%	0.2700%	0.2547%	0.9932	-.0017%	-0.68%
22	03/26/2003	2	0.2531%	0.2400%	0.2548%	0.9933	-.0017%	-0.67%
23	03/26/2003	3a	0.2516%	0.2400%	0.2548%	0.9874	-.0032%	-1.26%
24	03/27/2003	1	0.2529%	0.2100%	0.2548%	0.9924	-.0019%	-0.76%
25	04/01/2003	3A	0.2503%	0.2500%	0.2549%	0.9819	-.0046%	-1.81%
26	04/03/2003	3A	0.2526%	0.3000%	0.2549%	0.9908	-.0023%	-0.92%
27	04/09/2003	2	0.2528%	0.2900%	0.2550%	0.9913	-.0022%	-0.87%
28	04/11/2003	3A	0.2519%	0.2200%	0.2550%	0.9877	-.0031%	-1.23%
29	04/15/2003	1	0.2541%	0.2700%	0.2551%	0.9961	-.0010%	-0.39%
30	04/15/2003	1	0.2541%	0.2700%	0.2551%	0.9961	-.0010%	-0.39%
31	04/25/2003	3A	0.2509%	0.2400%	0.2553%	0.9830	-.0044%	-1.70%
32	04/28/2003	1	0.2530%	0.2000%	0.2553%	0.9910	-.0023%	-0.90%
33	04/29/2003	2	0.2530%	0.2800%	0.2553%	0.9910	-.0023%	-0.90%
34	05/05/2003	3A	0.2511%	0.2400%	0.2554%	0.9832	-.0043%	-1.68%
35	05/09/2003	3A	0.2518%	0.2400%	0.2555%	0.9857	-.0037%	-1.43%
36	05/15/2003	1	0.2545%	0.2100%	0.2555%	0.9959	-.0010%	-0.41%
37	05/20/2003	2	0.2541%	0.2800%	0.2556%	0.9941	-.0015%	-0.59%
38	05/21/2003	3A	0.2523%	0.2200%	0.2556%	0.9870	-.0033%	-1.30%
39	05/27/2003	3A	0.2518%	0.2400%	0.2557%	0.9847	-.0039%	-1.53%
40	06/04/2003	1	0.2541%	0.2100%	0.2558%	0.9932	-.0017%	-0.68%
41	06/06/2003	3A	0.2524%	0.2200%	0.2559%	0.9865	-.0035%	-1.35%
42	06/11/2003	1	0.2543%	0.2900%	0.2559%	0.9936	-.0016%	-0.64%
43	06/11/2003	3A	0.2532%	0.3300%	0.2559%	0.9893	-.0027%	-1.07%
* 44	06/16/2003	2	0.2533%	0.2500%	0.2560%	0.9894	-.0027%	-1.06%
45	06/18/2003	3A	0.2520%	0.2400%	0.2560%	0.9843	-.0040%	-1.57%
46	06/25/2003	3A	0.2522%	0.2000%	0.2561%	0.9847	-.0039%	-1.53%
47	07/02/2003	3A	0.2528%	0.2300%	0.2562%	0.9866	-.0034%	-1.34%
48	07/07/2003	1	0.2556%	0.2600%	0.2563%	0.9973	-.0007%	-0.27%

WEIGHT PERCENT 241-Am DATA

Calendar Year 2003

267

LLNL : Calex 1

#	Date Measured	Instr. ID	241-Am	Uncert. 1 STD	Accepted Weight %	Ratio M/A	Weight % Error	Percent Error
49	07/08/2003	3A	0.2535%	0.2300%	0.2563%	0.9890	-0.0028%	-1.10%
50	07/16/2003	3A	0.2538%	0.3800%	0.2564%	0.9897	-0.0026%	-1.03%
51	07/21/2003	1	0.2555%	0.2400%	0.2565%	0.9961	-0.0010%	-0.39%
52	07/23/2003	3A	0.2522%	0.2500%	0.2565%	0.9831	-0.0043%	-1.69%
53	07/23/2003	3A	0.2522%	0.2500%	0.2565%	0.9831	-0.0043%	-1.69%
54	07/28/2003	1	0.2566%	0.3100%	0.2566%	1.0000	0.0000%	0.00%
55	07/29/2003	3A	0.2529%	0.2300%	0.2566%	0.9855	-0.0037%	-1.45%
56	07/29/2003	3A	0.2529%	0.2300%	0.2566%	0.9855	-0.0037%	-1.45%
57	08/04/2003	2	0.2539%	0.2100%	0.2567%	0.9891	-0.0028%	-1.09%
58	08/12/2003	1	0.2551%	0.1700%	0.2568%	0.9933	-0.0017%	-0.67%
59	08/14/2003	3A	0.2531%	0.1900%	0.2568%	0.9854	-0.0037%	-1.46%
60	08/14/2003	3A	0.2531%	0.1900%	0.2568%	0.9854	-0.0037%	-1.46%
61	08/15/2003	2	0.2535%	0.2900%	0.2569%	0.9869	-0.0034%	-1.31%
62	08/20/2003	1	0.2561%	0.1900%	0.2569%	0.9968	-0.0008%	-0.32%
63	08/20/2003	3A	0.2530%	0.1900%	0.2569%	0.9847	-0.0039%	-1.53%
64	08/20/2003	3A	0.2530%	0.1900%	0.2569%	0.9847	-0.0039%	-1.53%
65	08/27/2003	2	0.2529%	0.3100%	0.2570%	0.9839	-0.0041%	-1.61%
66	08/29/2003	3A	0.2534%	0.2100%	0.2571%	0.9858	-0.0037%	-1.42%
67	08/29/2003	3A	0.2534%	0.2100%	0.2571%	0.9858	-0.0037%	-1.42%
68	09/02/2003	1	0.2562%	0.2200%	0.2571%	0.9964	-0.0009%	-0.36%
69	09/04/2003	3A	0.2530%	0.2200%	0.2571%	0.9839	-0.0092%	-3.58%
70	09/04/2003	3A	0.2530%	0.2200%	0.2571%	0.9839	-0.0041%	-1.61%
71	09/08/2003	1	0.2563%	0.2200%	0.2572%	0.9965	-0.0009%	-0.35%
72	09/12/2003	3A	0.2539%	0.3300%	0.2573%	0.9870	-0.0034%	-1.30%
73	09/12/2003	3A	0.2539%	0.3300%	0.2573%	0.9870	-0.0034%	-1.30%
74	09/15/2003	1	0.2566%	0.2900%	0.2573%	0.9973	-0.0007%	-0.27%
75	09/19/2003	3A	0.2541%	0.2700%	0.2574%	0.9873	-0.0033%	-1.27%
76	09/19/2003	3A	0.2541%	0.2700%	0.2574%	0.9873	-0.0033%	-1.27%
77	09/24/2003	1	0.2544%	0.2500%	0.2574%	0.9882	-0.0030%	-1.18%
78	09/24/2003	2	0.2553%	0.2700%	0.2574%	0.9917	-0.0021%	-0.83%
79	09/26/2003	3A	0.2539%	0.3200%	0.2575%	0.9862	-0.0036%	-1.38%
80	09/26/2003	3A	0.2539%	0.3200%	0.2575%	0.9862	-0.0036%	-1.38%
81	10/01/2003	3A	0.2537%	0.2500%	0.2575%	0.9851	-0.0038%	-1.49%
82	10/08/2003	3A	0.2575%	0.2600%	0.2576%	0.9995	-0.0001%	-0.05%
83	10/10/2003	3A	0.2539%	0.2200%	0.2577%	0.9854	-0.0038%	-1.46%
84	10/14/2003	3A	0.2560%	0.2600%	0.2577%	0.9934	-0.0017%	-0.66%
85	10/21/2003	3A	0.2554%	0.3800%	0.2578%	0.9907	-0.0024%	-0.93%
86	11/16/2003	3A	0.2550%	0.2300%	0.2582%	0.9877	-0.0032%	-1.23%
87	11/24/2003	3A	0.2563%	0.2800%	0.2583%	0.9923	-0.0020%	-0.77%
88	12/03/2003	3A	0.2552%	0.2800%	0.2584%	0.9876	-0.0032%	-1.24%
89	12/11/2003	3A	0.2544%	0.2200%	0.2585%	0.9840	-0.0041%	-1.60%

Statistical outliers are in bold *, and are not included in graphs and tables.

Mean Error:

-0.0028%

-1.09%

Standard Deviation:

0.0013%

0.52%

WEIGHT PERCENT 241-Am DATA

Calendar Year 2003

268

LLNL : Calex 2

#	Date Measured	Instr. ID	241-Am	Uncert. 1 STD	Accepted Weight %	Ratio M/A	Weight % Error	Percent Error
1	01/06/2003	3A	0.6895%	0.0000%	0.7794%	0.8846	-.0899%	-11.54%
2	03/11/2003	2	0.6928%	0.0000%	0.7852%	0.8823	-.0924%	-11.77%
3	03/26/2003	3	0.6922%	0.0000%	0.7866%	0.8800	-.0944%	-12.00%
4	04/03/2003	3A	0.6904%	0.0000%	0.7873%	0.8769	-.0969%	-12.31%
5	04/23/2003	3A	0.6903%	0.0000%	0.7891%	0.8748	-.0988%	-12.52%
6	04/30/2003	3A	0.6897%	0.0000%	0.7897%	0.8734	-.1000%	-12.66%
7	05/19/2003	3A	0.6890%	0.0000%	0.7914%	0.8706	-.1024%	-12.94%
8	07/05/2003	3A	0.6887%	0.0000%	0.7956%	0.8656	-.1069%	-13.44%
9	07/07/2003	3A	0.6902%	0.0000%	0.7958%	0.8673	-.1056%	-13.27%
10	08/21/2003	3A	0.6894%	0.0000%	0.7997%	0.8620	-.1103%	-13.80%
11	08/29/2003	3A	0.6918%	0.0000%	0.8004%	0.8643	-.1086%	-13.57%
12	09/15/2003	3A	0.6885%	0.0000%	0.8019%	0.8585	-.1134%	-14.15%
13	10/02/2003	3A	0.6896%	0.0000%	0.8034%	0.8583	-.1138%	-14.17%
14	10/15/2003	3A	0.6885%	0.0000%	0.8046%	0.8557	-.1161%	-14.43%
15	11/11/2003	3A	0.6884%	0.0000%	0.8069%	0.8531	-.1185%	-14.69%
16	11/25/2003	3A	0.6887%	0.0000%	0.8081%	0.8522	-.1194%	-14.78%
17	12/02/2003	3A	0.6895%	0.0000%	0.8087%	0.8526	-.1192%	-14.74%

Statistical outliers are in bold *, and are not included in graphs and tables.

Mean Error:	-0.1063%	-13.34%
Standard Deviation:	0.0097%	1.08%

WEIGHT PERCENT 241-Am DATA

Calendar Year 2003

269

SRS : Calex 1

#	Date Measured	Instr. ID	241-Am	Uncert. 1 STD	Accepted Weight %	Ratio M/A	Weight % Error	Percent Error
1	01/01/2003	1	0.2466%	0.0000%	0.2536%	0.9726	-.0069%	-2.74%
2	01/01/2003	1	0.2456%	0.0000%	0.2536%	0.9685	-.0080%	-3.15%
3	01/02/2003	1	0.2442%	0.0000%	0.2536%	0.9628	-.0094%	-3.72%
4	01/02/2003	1	0.2436%	0.0000%	0.2536%	0.9605	-.0100%	-3.95%
5	01/03/2003	1	0.2466%	0.0000%	0.2536%	0.9723	-.0070%	-2.77%
6	01/03/2003	1	0.2441%	0.0000%	0.2536%	0.9625	-.0095%	-3.75%
7	01/04/2003	1	0.2465%	0.0000%	0.2536%	0.9717	-.0072%	-2.83%
8	01/04/2003	1	0.2454%	0.0000%	0.2536%	0.9676	-.0082%	-3.24%
9	01/05/2003	1	0.2455%	0.0000%	0.2536%	0.9679	-.0081%	-3.21%
10	01/05/2003	1	0.2447%	0.0000%	0.2536%	0.9647	-.0089%	-3.53%
11	01/06/2003	1	0.2472%	0.0000%	0.2537%	0.9745	-.0065%	-2.55%
12	01/06/2003	1	0.2441%	0.0000%	0.2537%	0.9623	-.0096%	-3.77%
13	01/07/2003	1	0.2440%	0.0000%	0.2537%	0.9620	-.0096%	-3.80%
14	01/08/2003	1	0.2458%	0.0000%	0.2537%	0.9689	-.0079%	-3.11%
15	01/09/2003	1	0.2477%	0.0000%	0.2537%	0.9762	-.0060%	-2.38%
16	01/10/2003	1	0.2452%	0.0000%	0.2537%	0.9665	-.0085%	-3.35%
17	01/10/2003	1	0.2461%	0.0000%	0.2537%	0.9699	-.0076%	-3.01%
18	01/11/2003	1	0.2447%	0.0000%	0.2537%	0.9644	-.0090%	-3.56%
19	01/11/2003	1	0.2462%	0.0000%	0.2537%	0.9704	-.0075%	-2.96%
20	01/12/2003	1	0.2467%	0.0000%	0.2538%	0.9721	-.0071%	-2.79%
21	01/12/2003	1	0.2476%	0.0000%	0.2538%	0.9758	-.0062%	-2.42%
22	01/13/2003	1	0.2441%	0.0000%	0.2538%	0.9617	-.0097%	-3.83%
23	01/15/2003	1	0.2448%	0.0000%	0.2538%	0.9646	-.0090%	-3.54%
24	01/16/2003	1	0.2455%	0.0000%	0.2538%	0.9672	-.0083%	-3.28%
25	01/19/2003	1	0.2488%	0.0000%	0.2539%	0.9801	-.0051%	-1.99%
26	01/19/2003	1	0.2486%	0.0000%	0.2539%	0.9794	-.0052%	-2.06%
27	01/20/2003	1	0.2438%	0.0000%	0.2539%	0.9605	-.0100%	-3.95%
28	01/21/2003	1	0.2473%	0.0000%	0.2539%	0.9741	-.0066%	-2.59%
29	01/21/2003	1	0.2447%	0.0000%	0.2539%	0.9638	-.0092%	-3.62%
30	01/22/2003	1	0.2447%	0.0000%	0.2539%	0.9639	-.0092%	-3.61%
31	01/22/2003	1	0.2439%	0.0000%	0.2539%	0.9605	-.0100%	-3.95%
32	01/23/2003	1	0.2433%	0.0000%	0.2539%	0.9581	-.0106%	-4.19%
33	01/23/2003	1	0.2454%	0.0000%	0.2539%	0.9666	-.0085%	-3.34%
34	01/23/2003	1	0.2446%	0.0000%	0.2539%	0.9633	-.0093%	-3.67%
35	01/24/2003	1	0.2438%	0.0000%	0.2539%	0.9599	-.0102%	-4.01%
36	01/25/2003	1	0.2461%	0.0000%	0.2539%	0.9692	-.0078%	-3.08%
37	01/26/2003	1	0.2451%	0.0000%	0.2540%	0.9650	-.0089%	-3.50%
38	01/26/2003	1	0.2451%	0.0000%	0.2540%	0.9652	-.0088%	-3.48%
39	01/26/2003	1	0.2427%	0.0000%	0.2540%	0.9555	-.0113%	-4.45%
40	01/28/2003	1	0.2467%	0.0000%	0.2540%	0.9713	-.0073%	-2.87%
41	01/29/2003	1	0.2443%	0.0000%	0.2540%	0.9620	-.0097%	-3.80%
42	01/29/2003	1	0.2423%	0.0000%	0.2540%	0.9540	-.0117%	-4.60%
43	01/29/2003	1	0.2419%	0.0000%	0.2540%	0.9522	-.0121%	-4.78%
44	01/29/2003	1	0.2411%	0.0000%	0.2540%	0.9493	-.0129%	-5.07%
45	01/29/2003	1	0.2419%	0.0000%	0.2540%	0.9522	-.0121%	-4.78%
46	01/29/2003	1	0.2444%	0.0000%	0.2540%	0.9620	-.0097%	-3.80%
47	01/30/2003	1	0.2421%	0.0000%	0.2540%	0.9530	-.0119%	-4.70%
48	01/30/2003	1	0.2412%	0.0000%	0.2540%	0.9495	-.0128%	-5.05%

WEIGHT PERCENT 241-Am DATA

Calendar Year 2003

270

SRS : Calex 1

#	Date Measured	Instr. ID	241-Am	Uncert. 1 STD	Accepted Weight %	Ratio M/A	Weight % Error	Percent Error
49	01/30/2003	1	0.2404%	0.0000%	0.2540%	0.9465	-.0136%	-5.35%
50	01/30/2003	1	0.2415%	0.0000%	0.2540%	0.9508	-.0125%	-4.92%
51	01/30/2003	1	0.2413%	0.0000%	0.2540%	0.9499	-.0127%	-5.01%
52	01/30/2003	1	0.2408%	0.0000%	0.2540%	0.9479	-.0132%	-5.21%
53	01/31/2003	1	0.2416%	0.0000%	0.2540%	0.9510	-.0125%	-4.90%
54	01/31/2003	1	0.2398%	0.0000%	0.2540%	0.9440	-.0142%	-5.60%
55	02/01/2003	1	0.2408%	0.0000%	0.2540%	0.9478	-.0133%	-5.22%
56	02/01/2003	1	0.2409%	0.0000%	0.2540%	0.9483	-.0131%	-5.17%
57	02/02/2003	1	0.2378%	0.0000%	0.2541%	0.9361	-.0162%	-6.39%
58	02/02/2003	1	0.2402%	0.0000%	0.2541%	0.9455	-.0138%	-5.45%
59	02/03/2003	1	0.2397%	0.0000%	0.2541%	0.9435	-.0144%	-5.65%
60	02/03/2003	1	0.2469%	0.0000%	0.2541%	0.9718	-.0072%	-2.82%
61	02/04/2003	1	0.2464%	0.0000%	0.2541%	0.9699	-.0077%	-3.01%
62	02/04/2003	1	0.2483%	0.0000%	0.2541%	0.9771	-.0058%	-2.29%
63	02/05/2003	1	0.2474%	0.0000%	0.2541%	0.9737	-.0067%	-2.63%
* 64	02/05/2003	1	0.2650%	0.0000%	0.2541%	1.0429	0.0109%	4.29%
65	02/06/2003	1	0.2483%	0.0000%	0.2541%	0.9770	-.0059%	-2.30%
66	02/06/2003	1	0.2493%	0.0000%	0.2541%	0.9810	-.0048%	-1.90%
67	02/07/2003	1	0.2463%	0.0000%	0.2541%	0.9691	-.0079%	-3.09%
68	02/07/2003	1	0.2479%	0.0000%	0.2541%	0.9754	-.0063%	-2.46%
69	02/07/2003	1	0.2491%	0.0000%	0.2541%	0.9802	-.0050%	-1.98%
70	02/08/2003	1	0.2458%	0.0000%	0.2541%	0.9673	-.0083%	-3.27%
71	02/08/2003	1	0.2487%	0.0000%	0.2541%	0.9784	-.0055%	-2.16%
72	02/09/2003	1	0.2482%	0.0000%	0.2542%	0.9767	-.0059%	-2.33%
73	02/09/2003	1	0.2462%	0.0000%	0.2542%	0.9687	-.0080%	-3.13%
74	02/10/2003	1	0.2481%	0.0000%	0.2542%	0.9762	-.0061%	-2.38%
75	02/10/2003	1	0.2484%	0.0000%	0.2542%	0.9773	-.0058%	-2.27%
76	02/11/2003	1	0.2465%	0.0000%	0.2542%	0.9698	-.0077%	-3.02%
77	02/12/2003	1	0.2518%	0.0000%	0.2542%	0.9906	-.0024%	-0.94%
78	02/13/2003	1	0.2459%	0.0000%	0.2542%	0.9673	-.0083%	-3.27%
79	02/13/2003	1	0.2501%	0.0000%	0.2542%	0.9837	-.0041%	-1.63%
80	02/13/2003	1	0.2486%	0.0000%	0.2542%	0.9779	-.0056%	-2.21%
81	02/14/2003	1	0.2482%	0.0000%	0.2542%	0.9763	-.0060%	-2.37%
82	02/14/2003	1	0.2518%	0.0000%	0.2542%	0.9904	-.0024%	-0.96%
83	02/15/2003	1	0.2488%	0.0000%	0.2542%	0.9784	-.0055%	-2.16%
84	02/16/2003	1	0.2498%	0.0000%	0.2543%	0.9824	-.0045%	-1.76%
85	02/16/2003	1	0.2515%	0.0000%	0.2543%	0.9891	-.0028%	-1.09%
86	02/17/2003	1	0.2502%	0.0000%	0.2543%	0.9838	-.0041%	-1.62%
87	02/18/2003	1	0.2492%	0.0000%	0.2543%	0.9801	-.0051%	-1.99%
88	02/19/2003	1	0.2475%	0.0000%	0.2543%	0.9733	-.0068%	-2.67%
89	02/19/2003	1	0.2483%	0.0000%	0.2543%	0.9763	-.0060%	-2.37%
90	02/20/2003	1	0.2489%	0.0000%	0.2543%	0.9787	-.0054%	-2.13%
91	02/21/2003	1	0.2478%	0.0000%	0.2543%	0.9741	-.0066%	-2.59%
92	02/21/2003	1	0.2485%	0.0000%	0.2543%	0.9769	-.0059%	-2.31%
93	02/21/2003	1	0.2497%	0.0000%	0.2543%	0.9818	-.0046%	-1.82%
94	02/21/2003	1	0.2492%	0.0000%	0.2543%	0.9800	-.0051%	-2.00%
95	02/21/2003	1	0.2499%	0.0000%	0.2543%	0.9825	-.0044%	-1.75%
96	02/22/2003	1	0.2486%	0.0000%	0.2544%	0.9775	-.0057%	-2.25%

WEIGHT PERCENT 241-Am DATA

Calendar Year 2003

271

SRS : Calex 1

#	Date Measured	Instr. ID	241-Am	Uncert. 1 STD	Accepted Weight %	Ratio M/A	Weight % Error	Percent Error
97	02/23/2003	1	0.2495%	0.0000%	0.2544%	0.9809	-.0049%	-1.91%
98	02/23/2003	1	0.2480%	0.0000%	0.2544%	0.9750	-.0064%	-2.50%
99	02/23/2003	1	0.2482%	0.0000%	0.2544%	0.9758	-.0062%	-2.42%
100	02/24/2003	1	0.2525%	0.0000%	0.2544%	0.9926	-.0019%	-0.74%
101	02/25/2003	1	0.2488%	0.0000%	0.2544%	0.9781	-.0056%	-2.19%
102	02/26/2003	1	0.2488%	0.0000%	0.2544%	0.9778	-.0057%	-2.22%
103	02/26/2003	1	0.2483%	0.0000%	0.2544%	0.9760	-.0061%	-2.40%
104	02/27/2003	1	0.2495%	0.0000%	0.2544%	0.9805	-.0050%	-1.95%
105	02/27/2003	1	0.2520%	0.0000%	0.2544%	0.9905	-.0024%	-0.95%
106	02/28/2003	1	0.2487%	0.0000%	0.2544%	0.9774	-.0057%	-2.26%
107	03/01/2003	1	0.2506%	0.0000%	0.2545%	0.9848	-.0039%	-1.52%
108	03/01/2003	1	0.2487%	0.0000%	0.2545%	0.9775	-.0057%	-2.25%
109	03/02/2003	1	0.2514%	0.0000%	0.2545%	0.9879	-.0031%	-1.21%
110	03/03/2003	1	0.2488%	0.0000%	0.2545%	0.9778	-.0057%	-2.22%
111	03/03/2003	1	0.2484%	0.0000%	0.2545%	0.9761	-.0061%	-2.39%
112	03/03/2003	1	0.2495%	0.0000%	0.2545%	0.9806	-.0049%	-1.94%
113	03/04/2003	1	0.2489%	0.0000%	0.2545%	0.9780	-.0056%	-2.20%
114	03/04/2003	1	0.2494%	0.0000%	0.2545%	0.9801	-.0051%	-1.99%
115	03/05/2003	1	0.2491%	0.0000%	0.2545%	0.9787	-.0054%	-2.13%
116	03/06/2003	1	0.2494%	0.0000%	0.2545%	0.9797	-.0052%	-2.03%
117	03/06/2003	1	0.2501%	0.0000%	0.2545%	0.9828	-.0044%	-1.72%
118	03/06/2003	1	0.2482%	0.0000%	0.2545%	0.9750	-.0064%	-2.50%
119	03/07/2003	1	0.2508%	0.0000%	0.2545%	0.9852	-.0038%	-1.48%
120	03/07/2003	1	0.2485%	0.0000%	0.2545%	0.9761	-.0061%	-2.39%
121	03/08/2003	1	0.2491%	0.0000%	0.2546%	0.9784	-.0055%	-2.16%
122	03/08/2003	1	0.2513%	0.0000%	0.2546%	0.9873	-.0032%	-1.27%
123	03/09/2003	1	0.2496%	0.0000%	0.2546%	0.9803	-.0050%	-1.97%
124	03/09/2003	1	0.2508%	0.0000%	0.2546%	0.9850	-.0038%	-1.50%
125	03/10/2003	1	0.2503%	0.0000%	0.2546%	0.9830	-.0043%	-1.70%
126	03/12/2003	1	0.2507%	0.0000%	0.2546%	0.9846	-.0039%	-1.54%
127	03/12/2003	1	0.2504%	0.0000%	0.2546%	0.9833	-.0042%	-1.67%
128	03/15/2003	1	0.2501%	0.0000%	0.2547%	0.9819	-.0046%	-1.81%
129	03/16/2003	1	0.2504%	0.0000%	0.2547%	0.9833	-.0042%	-1.67%
130	03/16/2003	1	0.2501%	0.0000%	0.2547%	0.9820	-.0046%	-1.80%
131	03/17/2003	1	0.2492%	0.0000%	0.2547%	0.9785	-.0055%	-2.15%
132	03/21/2003	1	0.2506%	0.0000%	0.2547%	0.9839	-.0041%	-1.61%
133	03/22/2003	1	0.2490%	0.0000%	0.2548%	0.9775	-.0057%	-2.25%
134	03/23/2003	1	0.2511%	0.0000%	0.2548%	0.9855	-.0037%	-1.45%
135	03/23/2003	1	0.2513%	0.0000%	0.2548%	0.9865	-.0034%	-1.35%
136	03/24/2003	1	0.2501%	0.0000%	0.2548%	0.9818	-.0046%	-1.82%
137	03/24/2003	1	0.2494%	0.0000%	0.2548%	0.9787	-.0054%	-2.13%
138	05/05/2003	1	0.2493%	0.0000%	0.2554%	0.9762	-.0061%	-2.38%
139	05/06/2003	1	0.2501%	0.0000%	0.2554%	0.9792	-.0053%	-2.08%
140	05/06/2003	1	0.2485%	0.0000%	0.2554%	0.9729	-.0069%	-2.71%
141	05/06/2003	1	0.2468%	0.0000%	0.2554%	0.9662	-.0086%	-3.38%
142	05/06/2003	1	0.2497%	0.0000%	0.2554%	0.9776	-.0057%	-2.24%
143	05/06/2003	1	0.2488%	0.0000%	0.2554%	0.9740	-.0066%	-2.60%
144	05/06/2003	1	0.2492%	0.0000%	0.2554%	0.9758	-.0062%	-2.42%

WEIGHT PERCENT 241-Am DATA

Calendar Year 2003

272

SRS : Calex 1

#	Date Measured	Instr. ID	241-Am	Uncert. 1 STD	Accepted Weight %	Ratio M/A	Weight % Error	Percent Error
145	05/06/2003	1	0.2499%	0.0000%	0.2554%	0.9785	-0.0055%	-2.15%
146	05/06/2003	1	0.2500%	0.0000%	0.2554%	0.9789	-0.0054%	-2.11%
147	05/06/2003	1	0.2494%	0.0000%	0.2554%	0.9765	-0.0060%	-2.35%
* 148	05/06/2003	1	0.2798%	0.0000%	0.2554%	1.0953	0.0243%	9.53%
149	05/06/2003	1	0.2489%	0.0000%	0.2554%	0.9746	-0.0065%	-2.54%
150	05/07/2003	1	0.2498%	0.0000%	0.2554%	0.9779	-0.0056%	-2.21%
151	05/08/2003	1	0.2478%	0.0000%	0.2554%	0.9702	-0.0076%	-2.98%
152	05/10/2003	1	0.2495%	0.0000%	0.2555%	0.9766	-0.0060%	-2.34%
153	05/10/2003	1	0.2485%	0.0000%	0.2555%	0.9728	-0.0069%	-2.72%
154	05/11/2003	1	0.2499%	0.0000%	0.2555%	0.9781	-0.0056%	-2.19%
155	05/11/2003	1	0.2487%	0.0000%	0.2555%	0.9736	-0.0068%	-2.64%
156	05/12/2003	1	0.2487%	0.0000%	0.2555%	0.9732	-0.0068%	-2.68%
157	05/13/2003	1	0.2509%	0.0000%	0.2555%	0.9820	-0.0046%	-1.80%
158	05/14/2003	1	0.2488%	0.0000%	0.2555%	0.9735	-0.0068%	-2.65%
159	05/14/2003	1	0.2514%	0.0000%	0.2555%	0.9837	-0.0042%	-1.63%
160	05/14/2003	1	0.2471%	0.0000%	0.2555%	0.9669	-0.0084%	-3.31%
161	05/14/2003	1	0.2487%	0.0000%	0.2555%	0.9734	-0.0068%	-2.66%
162	05/14/2003	1	0.2491%	0.0000%	0.2555%	0.9748	-0.0064%	-2.52%
163	05/14/2003	1	0.2499%	0.0000%	0.2555%	0.9779	-0.0056%	-2.21%
164	05/14/2003	1	0.2497%	0.0000%	0.2555%	0.9771	-0.0058%	-2.29%
165	05/14/2003	1	0.2473%	0.0000%	0.2555%	0.9677	-0.0083%	-3.23%
166	05/14/2003	1	0.2486%	0.0000%	0.2555%	0.9729	-0.0069%	-2.71%
167	05/14/2003	1	0.2492%	0.0000%	0.2555%	0.9752	-0.0063%	-2.48%
168	05/14/2003	1	0.2488%	0.0000%	0.2555%	0.9736	-0.0067%	-2.64%
169	05/15/2003	1	0.2496%	0.0000%	0.2555%	0.9766	-0.0060%	-2.34%
170	05/17/2003	1	0.2487%	0.0000%	0.2556%	0.9732	-0.0069%	-2.68%
171	05/18/2003	1	0.2469%	0.0000%	0.2556%	0.9659	-0.0087%	-3.41%
172	05/18/2003	1	0.2505%	0.0000%	0.2556%	0.9801	-0.0051%	-1.99%
173	05/19/2003	1	0.2504%	0.0000%	0.2556%	0.9795	-0.0052%	-2.05%
174	05/20/2003	1	0.2491%	0.0000%	0.2556%	0.9746	-0.0065%	-2.54%
175	05/20/2003	1	0.2488%	0.0000%	0.2556%	0.9732	-0.0069%	-2.68%
176	05/20/2003	1	0.2482%	0.0000%	0.2556%	0.9709	-0.0074%	-2.91%
177	05/21/2003	1	0.2516%	0.0000%	0.2556%	0.9844	-0.0040%	-1.56%
178	05/21/2003	1	0.2493%	0.0000%	0.2556%	0.9752	-0.0063%	-2.48%
179	05/22/2003	1	0.2502%	0.0000%	0.2556%	0.9786	-0.0055%	-2.14%
180	05/22/2003	1	0.2499%	0.0000%	0.2556%	0.9775	-0.0058%	-2.25%
181	05/22/2003	1	0.2492%	0.0000%	0.2556%	0.9748	-0.0064%	-2.52%
182	05/22/2003	1	0.2490%	0.0000%	0.2556%	0.9738	-0.0067%	-2.62%
183	05/22/2003	1	0.2483%	0.0000%	0.2556%	0.9711	-0.0074%	-2.89%
184	05/22/2003	1	0.2496%	0.0000%	0.2556%	0.9763	-0.0061%	-2.37%
185	05/22/2003	1	0.2498%	0.0000%	0.2556%	0.9770	-0.0059%	-2.30%
186	05/22/2003	1	0.2484%	0.0000%	0.2556%	0.9716	-0.0073%	-2.84%
187	05/22/2003	1	0.2477%	0.0000%	0.2556%	0.9690	-0.0079%	-3.10%
188	05/22/2003	1	0.2484%	0.0000%	0.2556%	0.9716	-0.0073%	-2.84%
189	05/22/2003	1	0.2493%	0.0000%	0.2556%	0.9753	-0.0063%	-2.47%
190	05/22/2003	1	0.2483%	0.0000%	0.2556%	0.9713	-0.0073%	-2.87%
191	05/23/2003	1	0.2493%	0.0000%	0.2557%	0.9753	-0.0063%	-2.47%
192	05/23/2003	1	0.2475%	0.0000%	0.2557%	0.9680	-0.0082%	-3.20%

WEIGHT PERCENT 241-Am DATA

Calendar Year 2003

273

SRS : Calex 1

#	Date Measured	Instr. ID	241-Am	Uncert. 1 STD	Accepted Weight %	Ratio M/A	Weight % Error	Percent Error
193	05/24/2003	1	0.2490%	0.0000%	0.2557%	0.9738	-.0067%	-2.62%
194	05/25/2003	1	0.2484%	0.0000%	0.2557%	0.9714	-.0073%	-2.86%
195	05/26/2003	1	0.2489%	0.0000%	0.2557%	0.9735	-.0068%	-2.65%
196	05/26/2003	1	0.2477%	0.0000%	0.2557%	0.9687	-.0080%	-3.13%
197	05/26/2003	1	0.2490%	0.0000%	0.2557%	0.9738	-.0067%	-2.62%
198	05/30/2003	1	0.2514%	0.0000%	0.2558%	0.9828	-.0044%	-1.72%
199	05/31/2003	1	0.2499%	0.0000%	0.2558%	0.9771	-.0059%	-2.29%
200	05/31/2003	1	0.2492%	0.0000%	0.2558%	0.9742	-.0066%	-2.58%
201	05/31/2003	1	0.2492%	0.0000%	0.2558%	0.9741	-.0066%	-2.59%
202	05/31/2003	1	0.2487%	0.0000%	0.2558%	0.9725	-.0070%	-2.75%
203	05/31/2003	1	0.2492%	0.0000%	0.2558%	0.9744	-.0065%	-2.56%
204	05/31/2003	1	0.2497%	0.0000%	0.2558%	0.9761	-.0061%	-2.39%
205	05/31/2003	1	0.2489%	0.0000%	0.2558%	0.9732	-.0069%	-2.68%
206	05/31/2003	1	0.2514%	0.0000%	0.2558%	0.9829	-.0044%	-1.71%
207	05/31/2003	1	0.2504%	0.0000%	0.2558%	0.9789	-.0054%	-2.11%
208	06/01/2003	1	0.2499%	0.0000%	0.2558%	0.9768	-.0059%	-2.32%
209	06/02/2003	1	0.2510%	0.0000%	0.2558%	0.9810	-.0049%	-1.90%
210	06/02/2003	1	0.2505%	0.0000%	0.2558%	0.9793	-.0053%	-2.07%
211	06/02/2003	1	0.2477%	0.0000%	0.2558%	0.9685	-.0081%	-3.15%
212	06/06/2003	1	0.2510%	0.0000%	0.2559%	0.9811	-.0048%	-1.89%
213	06/07/2003	1	0.2495%	0.0000%	0.2559%	0.9750	-.0064%	-2.50%
214	06/08/2003	1	0.2481%	0.0000%	0.2559%	0.9696	-.0078%	-3.04%
215	06/08/2003	1	0.2493%	0.0000%	0.2559%	0.9741	-.0066%	-2.59%
216	06/09/2003	1	0.2512%	0.0000%	0.2559%	0.9814	-.0048%	-1.86%
217	06/09/2003	1	0.2511%	0.0000%	0.2559%	0.9812	-.0048%	-1.88%
218	06/10/2003	1	0.2490%	0.0000%	0.2559%	0.9731	-.0069%	-2.69%
219	06/10/2003	1	0.2518%	0.0000%	0.2559%	0.9838	-.0041%	-1.62%
220	06/11/2003	1	0.2504%	0.0000%	0.2559%	0.9785	-.0055%	-2.15%
221	06/12/2003	1	0.2497%	0.0000%	0.2559%	0.9756	-.0063%	-2.44%
222	06/12/2003	1	0.2502%	0.0000%	0.2559%	0.9777	-.0057%	-2.23%
223	06/13/2003	1	0.2480%	0.0000%	0.2560%	0.9690	-.0079%	-3.10%
224	06/13/2003	1	0.2500%	0.0000%	0.2560%	0.9767	-.0060%	-2.33%
225	06/14/2003	1	0.2475%	0.0000%	0.2560%	0.9670	-.0085%	-3.30%
226	06/15/2003	1	0.2502%	0.0000%	0.2560%	0.9772	-.0058%	-2.28%
227	06/15/2003	1	0.2490%	0.0000%	0.2560%	0.9725	-.0070%	-2.75%
228	06/15/2003	1	0.2493%	0.0000%	0.2560%	0.9738	-.0067%	-2.62%
229	06/16/2003	1	0.2491%	0.0000%	0.2560%	0.9730	-.0069%	-2.70%
230	06/19/2003	1	0.2491%	0.0000%	0.2560%	0.9728	-.0070%	-2.72%
231	06/19/2003	1	0.2498%	0.0000%	0.2560%	0.9755	-.0063%	-2.45%
232	06/20/2003	1	0.2474%	0.0000%	0.2561%	0.9661	-.0087%	-3.39%
233	06/20/2003	1	0.2511%	0.0000%	0.2561%	0.9805	-.0050%	-1.95%
234	06/23/2003	1	0.2488%	0.0000%	0.2561%	0.9716	-.0073%	-2.84%
235	06/23/2003	1	0.2474%	0.0000%	0.2561%	0.9661	-.0087%	-3.39%
236	06/24/2003	1	0.2498%	0.0000%	0.2561%	0.9752	-.0063%	-2.48%
237	06/26/2003	1	0.2473%	0.0000%	0.2561%	0.9655	-.0088%	-3.45%
238	06/26/2003	1	0.2497%	0.0000%	0.2561%	0.9747	-.0065%	-2.53%
239	06/26/2003	1	0.2486%	0.0000%	0.2561%	0.9704	-.0076%	-2.96%
240	06/26/2003	1	0.2486%	0.0000%	0.2561%	0.9704	-.0076%	-2.96%

WEIGHT PERCENT 241-Am DATA

Calendar Year 2003

274

SRS : Calex 1

#	Date Measured	Instr. ID	241-Am	Uncert. 1 STD	Accepted Weight %	Ratio M/A	Weight % Error	Percent Error
241	06/27/2003	1	0.2496%	0.0000%	0.2562%	0.9743	-.0066%	-2.57%
242	07/01/2003	1	0.2548%	0.0000%	0.2562%	0.9946	-.0014%	-0.54%
243	07/01/2003	1	0.2548%	0.0000%	0.2562%	0.9945	-.0014%	-0.55%
244	07/01/2003	1	0.2472%	0.0000%	0.2562%	0.9649	-.0090%	-3.51%
245	07/02/2003	1	0.2487%	0.0000%	0.2562%	0.9705	-.0076%	-2.95%
246	07/03/2003	1	0.2551%	0.0000%	0.2562%	0.9954	-.0012%	-0.46%
247	07/03/2003	1	0.2532%	0.0000%	0.2562%	0.9882	-.0030%	-1.18%
248	07/05/2003	1	0.2474%	0.0000%	0.2563%	0.9652	-.0089%	-3.48%
249	07/05/2003	1	0.2558%	0.0000%	0.2563%	0.9982	-.0005%	-0.18%
250	07/08/2003	1	0.2536%	0.0000%	0.2563%	0.9896	-.0027%	-1.04%
251	07/08/2003	1	0.2475%	0.0000%	0.2563%	0.9658	-.0088%	-3.42%
252	07/10/2003	1	0.2499%	0.0000%	0.2563%	0.9747	-.0065%	-2.53%
253	07/11/2003	1	0.2526%	0.0000%	0.2564%	0.9854	-.0037%	-1.46%
254	07/11/2003	1	0.2545%	0.0000%	0.2564%	0.9926	-.0019%	-0.74%
255	07/12/2003	1	0.2505%	0.0000%	0.2564%	0.9770	-.0059%	-2.30%
256	07/13/2003	1	0.2540%	0.0000%	0.2564%	0.9906	-.0024%	-0.94%
257	07/13/2003	1	0.2543%	0.0000%	0.2564%	0.9918	-.0021%	-0.82%
258	07/13/2003	1	0.2513%	0.0000%	0.2564%	0.9803	-.0051%	-1.97%
259	07/13/2003	1	0.2535%	0.0000%	0.2564%	0.9885	-.0029%	-1.15%
260	07/13/2003	1	0.2494%	0.0000%	0.2564%	0.9727	-.0070%	-2.73%
261	07/16/2003	1	0.2521%	0.0000%	0.2564%	0.9831	-.0043%	-1.69%
262	07/16/2003	1	0.2501%	0.0000%	0.2564%	0.9751	-.0064%	-2.49%
263	07/17/2003	1	0.2535%	0.0000%	0.2564%	0.9886	-.0029%	-1.14%
264	07/17/2003	1	0.2500%	0.0000%	0.2564%	0.9749	-.0064%	-2.51%
265	07/20/2003	1	0.2516%	0.0000%	0.2565%	0.9809	-.0049%	-1.91%
266	07/20/2003	1	0.2482%	0.0000%	0.2565%	0.9676	-.0083%	-3.24%
267	07/20/2003	1	0.2541%	0.0000%	0.2565%	0.9907	-.0024%	-0.93%
268	07/20/2003	1	0.2501%	0.0000%	0.2565%	0.9752	-.0064%	-2.48%
269	07/23/2003	1	0.2509%	0.0000%	0.2565%	0.9780	-.0056%	-2.20%
270	07/25/2003	1	0.2537%	0.0000%	0.2566%	0.9890	-.0028%	-1.10%
271	07/26/2003	1	0.2500%	0.0000%	0.2566%	0.9745	-.0065%	-2.55%
272	07/26/2003	1	0.2531%	0.0000%	0.2566%	0.9865	-.0035%	-1.35%
273	07/26/2003	1	0.2539%	0.0000%	0.2566%	0.9895	-.0027%	-1.05%
274	07/26/2003	1	0.2508%	0.0000%	0.2566%	0.9774	-.0058%	-2.26%
275	07/27/2003	1	0.2531%	0.0000%	0.2566%	0.9863	-.0035%	-1.37%
276	07/27/2003	1	0.2501%	0.0000%	0.2566%	0.9746	-.0065%	-2.54%
277	07/28/2003	1	0.2533%	0.0000%	0.2566%	0.9870	-.0033%	-1.30%
278	07/28/2003	1	0.2484%	0.0000%	0.2566%	0.9681	-.0082%	-3.19%
279	07/29/2003	1	0.2541%	0.0000%	0.2566%	0.9903	-.0025%	-0.97%
280	07/29/2003	1	0.2515%	0.0000%	0.2566%	0.9799	-.0052%	-2.01%
281	08/07/2003	1	0.2486%	0.0000%	0.2567%	0.9683	-.0081%	-3.17%
282	08/17/2003	1	0.2505%	0.0000%	0.2569%	0.9752	-.0064%	-2.48%
283	08/17/2003	1	0.2505%	0.0000%	0.2569%	0.9753	-.0064%	-2.47%
284	08/17/2003	1	0.2534%	0.0000%	0.2569%	0.9863	-.0035%	-1.37%
285	08/19/2003	1	0.2514%	0.0000%	0.2569%	0.9784	-.0055%	-2.16%
286	08/19/2003	1	0.2487%	0.0000%	0.2569%	0.9679	-.0082%	-3.21%
287	08/19/2003	1	0.2506%	0.0000%	0.2569%	0.9754	-.0063%	-2.46%
288	08/19/2003	1	0.2503%	0.0000%	0.2569%	0.9742	-.0066%	-2.58%

WEIGHT PERCENT 241-Am DATA

Calendar Year 2003

275

SRS : Calex 1

#	Date Measured	Instr. ID	241-Am	Uncert. 1 STD	Accepted Weight %	Ratio M/A	Weight % Error	Percent Error
289	08/19/2003	1	0.2487%	0.0000%	0.2569%	0.9678	-.0083%	-3.22%
290	08/19/2003	1	0.2485%	0.0000%	0.2569%	0.9673	-.0084%	-3.27%
291	08/19/2003	1	0.2499%	0.0000%	0.2569%	0.9726	-.0070%	-2.74%
292	08/19/2003	1	0.2480%	0.0000%	0.2569%	0.9651	-.0090%	-3.49%
293	08/19/2003	1	0.2501%	0.0000%	0.2569%	0.9735	-.0068%	-2.65%
294	08/19/2003	1	0.2517%	0.0000%	0.2569%	0.9797	-.0052%	-2.03%
295	08/19/2003	1	0.2539%	0.0000%	0.2569%	0.9882	-.0030%	-1.18%
296	08/19/2003	1	0.2536%	0.0000%	0.2569%	0.9871	-.0033%	-1.29%
297	08/19/2003	1	0.2534%	0.0000%	0.2569%	0.9861	-.0036%	-1.39%
298	08/19/2003	1	0.2529%	0.0000%	0.2569%	0.9845	-.0040%	-1.55%
299	08/19/2003	1	0.2547%	0.0000%	0.2569%	0.9914	-.0022%	-0.86%
300	08/19/2003	1	0.2531%	0.0000%	0.2569%	0.9853	-.0038%	-1.47%
301	08/19/2003	1	0.2544%	0.0000%	0.2569%	0.9900	-.0026%	-1.00%
302	08/20/2003	1	0.2478%	0.0000%	0.2569%	0.9646	-.0091%	-3.54%
303	08/21/2003	1	0.2494%	0.0000%	0.2569%	0.9706	-.0076%	-2.94%
304	08/23/2003	1	0.2497%	0.0000%	0.2570%	0.9718	-.0072%	-2.82%
305	08/23/2003	1	0.2517%	0.0000%	0.2570%	0.9796	-.0052%	-2.04%
306	08/24/2003	1	0.2508%	0.0000%	0.2570%	0.9758	-.0062%	-2.42%
307	08/24/2003	1	0.2509%	0.0000%	0.2570%	0.9761	-.0061%	-2.39%
308	08/26/2003	1	0.2498%	0.0000%	0.2570%	0.9718	-.0072%	-2.82%
309	08/27/2003	1	0.2482%	0.0000%	0.2570%	0.9655	-.0089%	-3.45%
310	08/27/2003	1	0.2511%	0.0000%	0.2570%	0.9770	-.0059%	-2.30%
311	08/28/2003	1	0.2507%	0.0000%	0.2570%	0.9754	-.0063%	-2.46%
312	08/30/2003	1	0.2484%	0.0000%	0.2571%	0.9663	-.0087%	-3.37%
313	08/31/2003	1	0.2480%	0.0000%	0.2571%	0.9647	-.0091%	-3.53%
314	09/01/2003	1	0.2485%	0.0000%	0.2571%	0.9667	-.0086%	-3.33%
315	09/01/2003	1	0.2512%	0.0000%	0.2571%	0.9770	-.0059%	-2.30%
316	09/02/2003	1	0.2481%	0.0000%	0.2571%	0.9651	-.0090%	-3.49%
317	09/04/2003	1	0.2483%	0.0000%	0.2571%	0.9655	-.0089%	-3.45%
318	09/08/2003	1	0.2511%	0.0000%	0.2572%	0.9764	-.0061%	-2.36%
319	09/08/2003	1	0.2521%	0.0000%	0.2572%	0.9802	-.0051%	-1.98%
320	09/09/2003	1	0.2490%	0.0000%	0.2572%	0.9682	-.0082%	-3.18%
321	09/09/2003	1	0.2503%	0.0000%	0.2572%	0.9732	-.0069%	-2.68%
322	09/09/2003	1	0.2499%	0.0000%	0.2572%	0.9716	-.0073%	-2.84%
323	09/09/2003	1	0.2506%	0.0000%	0.2572%	0.9742	-.0066%	-2.58%
324	09/09/2003	1	0.2503%	0.0000%	0.2572%	0.9732	-.0069%	-2.68%
325	09/09/2003	1	0.2506%	0.0000%	0.2572%	0.9744	-.0066%	-2.56%
326	09/09/2003	1	0.2513%	0.0000%	0.2572%	0.9771	-.0059%	-2.29%
327	09/09/2003	1	0.2490%	0.0000%	0.2572%	0.9682	-.0082%	-3.18%
328	09/09/2003	1	0.2521%	0.0000%	0.2572%	0.9802	-.0051%	-1.98%
329	09/09/2003	1	0.2503%	0.0000%	0.2572%	0.9732	-.0069%	-2.68%
330	09/09/2003	1	0.2499%	0.0000%	0.2572%	0.9716	-.0073%	-2.84%
331	09/09/2003	1	0.2506%	0.0000%	0.2572%	0.9742	-.0066%	-2.58%
332	09/09/2003	1	0.2503%	0.0000%	0.2572%	0.9732	-.0069%	-2.68%
333	09/09/2003	1	0.2506%	0.0000%	0.2572%	0.9744	-.0066%	-2.56%
334	09/09/2003	1	0.2513%	0.0000%	0.2572%	0.9771	-.0059%	-2.29%
335	09/10/2003	1	0.2492%	0.0000%	0.2572%	0.9686	-.0081%	-3.14%
336	09/10/2003	1	0.2499%	0.0000%	0.2572%	0.9716	-.0073%	-2.84%

WEIGHT PERCENT 241-Am DATA

Calendar Year 2003

276

SRS : Calex 1

#	Date Measured	Instr. ID	241-Am	Uncert. 1 STD	Accepted Weight %	Ratio M/A	Weight % Error	Percent Error
337	09/10/2003	1	0.2512%	0.0000%	0.2572%	0.9764	-.0061%	-2.36%
338	09/10/2003	1	0.2508%	0.0000%	0.2572%	0.9750	-.0064%	-2.50%
339	09/10/2003	1	0.2496%	0.0000%	0.2572%	0.9703	-.0076%	-2.97%
340	09/10/2003	1	0.2515%	0.0000%	0.2572%	0.9777	-.0057%	-2.23%
341	09/10/2003	1	0.2492%	0.0000%	0.2572%	0.9688	-.0080%	-3.12%
342	09/10/2003	1	0.2492%	0.0000%	0.2572%	0.9686	-.0081%	-3.14%
343	09/10/2003	1	0.2499%	0.0000%	0.2572%	0.9715	-.0073%	-2.85%
344	09/10/2003	1	0.2511%	0.0000%	0.2572%	0.9763	-.0061%	-2.37%
345	09/10/2003	1	0.2508%	0.0000%	0.2572%	0.9750	-.0064%	-2.50%
346	09/10/2003	1	0.2495%	0.0000%	0.2572%	0.9700	-.0077%	-3.00%
347	09/10/2003	1	0.2515%	0.0000%	0.2572%	0.9777	-.0057%	-2.23%
348	09/10/2003	1	0.2492%	0.0000%	0.2572%	0.9687	-.0080%	-3.13%
349	09/11/2003	1	0.2504%	0.0000%	0.2572%	0.9733	-.0069%	-2.67%
350	09/12/2003	1	0.2512%	0.0000%	0.2573%	0.9764	-.0061%	-2.36%
351	09/12/2003	1	0.2500%	0.0000%	0.2573%	0.9717	-.0073%	-2.83%
352	09/12/2003	1	0.2519%	0.0000%	0.2573%	0.9791	-.0054%	-2.09%
353	09/12/2003	1	0.2515%	0.0000%	0.2573%	0.9777	-.0057%	-2.23%
354	09/12/2003	1	0.2488%	0.0000%	0.2573%	0.9671	-.0085%	-3.29%
355	09/12/2003	1	0.2503%	0.0000%	0.2573%	0.9728	-.0070%	-2.72%
356	09/12/2003	1	0.2512%	0.0000%	0.2573%	0.9764	-.0061%	-2.36%
357	09/15/2003	1	0.2499%	0.0000%	0.2573%	0.9711	-.0074%	-2.89%
358	09/19/2003	1	0.2501%	0.0000%	0.2574%	0.9718	-.0072%	-2.82%
359	09/19/2003	1	0.2499%	0.0000%	0.2574%	0.9710	-.0075%	-2.90%
360	09/20/2003	1	0.2521%	0.0000%	0.2574%	0.9794	-.0053%	-2.06%
361	09/20/2003	1	0.2512%	0.0000%	0.2574%	0.9760	-.0062%	-2.40%
362	09/20/2003	1	0.2524%	0.0000%	0.2574%	0.9806	-.0050%	-1.94%
363	09/21/2003	1	0.2506%	0.0000%	0.2574%	0.9734	-.0068%	-2.66%
364	09/22/2003	1	0.2521%	0.0000%	0.2574%	0.9792	-.0053%	-2.08%
365	09/23/2003	1	0.2511%	0.0000%	0.2574%	0.9753	-.0064%	-2.47%
366	09/24/2003	1	0.2514%	0.0000%	0.2574%	0.9764	-.0061%	-2.36%
367	09/24/2003	1	0.2494%	0.0000%	0.2574%	0.9688	-.0080%	-3.12%
368	09/25/2003	1	0.2521%	0.0000%	0.2574%	0.9791	-.0054%	-2.09%
369	09/25/2003	1	0.2528%	0.0000%	0.2574%	0.9818	-.0047%	-1.82%
370	09/26/2003	1	0.2509%	0.0000%	0.2575%	0.9745	-.0066%	-2.55%
371	09/27/2003	1	0.2522%	0.0000%	0.2575%	0.9793	-.0053%	-2.07%
372	09/28/2003	1	0.2510%	0.0000%	0.2575%	0.9747	-.0065%	-2.53%
373	09/28/2003	1	0.2523%	0.0000%	0.2575%	0.9797	-.0052%	-2.03%
374	09/29/2003	1	0.2505%	0.0000%	0.2575%	0.9729	-.0070%	-2.71%
375	09/30/2003	1	0.2536%	0.0000%	0.2575%	0.9846	-.0040%	-1.54%
376	10/01/2003	1	0.2502%	0.0000%	0.2575%	0.9715	-.0073%	-2.85%
377	10/01/2003	1	0.2484%	0.0000%	0.2575%	0.9646	-.0091%	-3.54%
378	10/02/2003	1	0.2515%	0.0000%	0.2575%	0.9765	-.0060%	-2.35%
379	10/03/2003	1	0.2510%	0.0000%	0.2576%	0.9744	-.0066%	-2.56%
380	10/03/2003	1	0.2517%	0.0000%	0.2576%	0.9772	-.0059%	-2.28%
381	10/03/2003	1	0.2519%	0.0000%	0.2576%	0.9780	-.0057%	-2.20%
382	10/04/2003	1	0.2507%	0.0000%	0.2576%	0.9731	-.0069%	-2.69%
383	10/04/2003	1	0.2498%	0.0000%	0.2576%	0.9698	-.0078%	-3.02%
384	10/05/2003	1	0.2515%	0.0000%	0.2576%	0.9765	-.0061%	-2.35%

WEIGHT PERCENT 241-Am DATA

Calendar Year 2003

277

SRS : Calex 1

#	Date Measured	Instr. ID	241-Am	Uncert. 1 STD	Accepted Weight %	Ratio M/A	Weight % Error	Percent Error
385	10/06/2003	1	0.2502%	0.0000%	0.2576%	0.9712	-.0074%	-2.88%
386	10/07/2003	1	0.2504%	0.0000%	0.2576%	0.9721	-.0072%	-2.79%
387	10/07/2003	1	0.2488%	0.0000%	0.2576%	0.9659	-.0088%	-3.41%
388	10/08/2003	1	0.2521%	0.0000%	0.2576%	0.9785	-.0055%	-2.15%
389	10/09/2003	1	0.2499%	0.0000%	0.2576%	0.9700	-.0077%	-3.00%
390	10/10/2003	1	0.2526%	0.0000%	0.2577%	0.9804	-.0051%	-1.96%
391	10/10/2003	1	0.2502%	0.0000%	0.2577%	0.9712	-.0074%	-2.88%
392	10/11/2003	1	0.2519%	0.0000%	0.2577%	0.9775	-.0058%	-2.25%
393	10/11/2003	1	0.2479%	0.0000%	0.2577%	0.9621	-.0098%	-3.79%
394	10/12/2003	1	0.2505%	0.0000%	0.2577%	0.9720	-.0072%	-2.80%
395	10/12/2003	1	0.2496%	0.0000%	0.2577%	0.9688	-.0081%	-3.12%
396	10/12/2003	1	0.2500%	0.0000%	0.2577%	0.9703	-.0076%	-2.97%
397	10/13/2003	1	0.2519%	0.0000%	0.2577%	0.9773	-.0058%	-2.27%
398	10/14/2003	1	0.2521%	0.0000%	0.2577%	0.9784	-.0056%	-2.16%
399	10/14/2003	1	0.2511%	0.0000%	0.2577%	0.9743	-.0066%	-2.57%
400	10/15/2003	1	0.2500%	0.0000%	0.2577%	0.9701	-.0077%	-2.99%
401	10/15/2003	1	0.2533%	0.0000%	0.2577%	0.9829	-.0044%	-1.71%
402	10/15/2003	1	0.2500%	0.0000%	0.2577%	0.9700	-.0077%	-3.00%
403	10/15/2003	1	0.2500%	0.0000%	0.2577%	0.9701	-.0077%	-2.99%
404	10/16/2003	1	0.2512%	0.0000%	0.2577%	0.9745	-.0066%	-2.55%
405	10/17/2003	1	0.2517%	0.0000%	0.2578%	0.9767	-.0060%	-2.33%
406	10/22/2003	1	0.2496%	0.0000%	0.2578%	0.9682	-.0082%	-3.18%
407	10/23/2003	1	0.2494%	0.0000%	0.2578%	0.9674	-.0084%	-3.26%
408	10/23/2003	1	0.2518%	0.0000%	0.2578%	0.9767	-.0060%	-2.33%
409	10/24/2003	1	0.2498%	0.0000%	0.2579%	0.9689	-.0080%	-3.11%
410	10/28/2003	1	0.2516%	0.0000%	0.2579%	0.9757	-.0063%	-2.43%
411	10/28/2003	1	0.2559%	0.0000%	0.2579%	0.9920	-.0021%	-0.80%
412	10/28/2003	1	0.2481%	0.0000%	0.2579%	0.9619	-.0098%	-3.81%
413	10/28/2003	1	0.2472%	0.0000%	0.2579%	0.9584	-.0107%	-4.16%
414	10/28/2003	1	0.2489%	0.0000%	0.2579%	0.9650	-.0090%	-3.50%
415	10/28/2003	1	0.2475%	0.0000%	0.2579%	0.9597	-.0104%	-4.03%
416	10/28/2003	1	0.2480%	0.0000%	0.2579%	0.9614	-.0100%	-3.86%
417	10/29/2003	1	0.2517%	0.0000%	0.2579%	0.9758	-.0063%	-2.42%
418	10/30/2003	1	0.2523%	0.0000%	0.2579%	0.9782	-.0056%	-2.18%
419	10/30/2003	1	0.2523%	0.0000%	0.2579%	0.9780	-.0057%	-2.20%
420	10/30/2003	1	0.2530%	0.0000%	0.2579%	0.9807	-.0050%	-1.93%
421	11/03/2003	1	0.2516%	0.0000%	0.2580%	0.9753	-.0064%	-2.47%
422	11/03/2003	1	0.2530%	0.0000%	0.2580%	0.9808	-.0050%	-1.92%
423	11/03/2003	1	0.2536%	0.0000%	0.2580%	0.9830	-.0044%	-1.70%
424	11/03/2003	1	0.2509%	0.0000%	0.2580%	0.9727	-.0071%	-2.73%
425	11/03/2003	1	0.2521%	0.0000%	0.2580%	0.9770	-.0059%	-2.30%
426	11/03/2003	1	0.2525%	0.0000%	0.2580%	0.9787	-.0055%	-2.13%
427	11/04/2003	1	0.2517%	0.0000%	0.2580%	0.9755	-.0063%	-2.45%
428	11/06/2003	1	0.2530%	0.0000%	0.2580%	0.9803	-.0051%	-1.97%
429	11/07/2003	1	0.2532%	0.0000%	0.2580%	0.9812	-.0049%	-1.88%
430	11/10/2003	1	0.2538%	0.0000%	0.2581%	0.9833	-.0043%	-1.67%
431	11/10/2003	1	0.2525%	0.0000%	0.2581%	0.9784	-.0056%	-2.16%
432	11/12/2003	1	0.2538%	0.0000%	0.2581%	0.9832	-.0043%	-1.68%

WEIGHT PERCENT 241-Am DATA

Calendar Year 2003

278

SRS : Calex 1

#	Date Measured	Instr. ID	241-Am	Uncert. 1 STD	Accepted Weight %	Ratio M/A	Weight % Error	Percent Error
433	11/12/2003	1	0.2538%	0.0000%	0.2581%	0.9834	-0.0043%	-1.66%
434	11/13/2003	1	0.2544%	0.0000%	0.2581%	0.9855	-0.0037%	-1.45%
435	11/14/2003	1	0.2533%	0.0000%	0.2581%	0.9813	-0.0048%	-1.87%
436	11/16/2003	1	0.2535%	0.0000%	0.2582%	0.9817	-0.0047%	-1.83%
437	11/18/2003	1	0.2533%	0.0000%	0.2582%	0.9808	-0.0050%	-1.92%
438	11/19/2003	1	0.2530%	0.0000%	0.2582%	0.9797	-0.0052%	-2.03%
439	11/19/2003	1	0.2531%	0.0000%	0.2582%	0.9802	-0.0051%	-1.98%
440	11/19/2003	1	0.2510%	0.0000%	0.2582%	0.9721	-0.0072%	-2.79%
441	11/19/2003	1	0.2523%	0.0000%	0.2582%	0.9772	-0.0059%	-2.28%
442	11/19/2003	1	0.2521%	0.0000%	0.2582%	0.9764	-0.0061%	-2.36%
443	11/19/2003	1	0.2533%	0.0000%	0.2582%	0.9811	-0.0049%	-1.89%
444	11/19/2003	1	0.2521%	0.0000%	0.2582%	0.9764	-0.0061%	-2.36%
445	11/20/2003	1	0.2513%	0.0000%	0.2582%	0.9730	-0.0070%	-2.70%
446	11/21/2003	1	0.2535%	0.0000%	0.2582%	0.9816	-0.0047%	-1.84%
447	11/25/2003	1	0.2528%	0.0000%	0.2583%	0.9787	-0.0055%	-2.13%
448	11/25/2003	1	0.2527%	0.0000%	0.2583%	0.9784	-0.0056%	-2.16%
449	11/26/2003	1	0.2519%	0.0000%	0.2583%	0.9753	-0.0064%	-2.47%
450	11/26/2003	1	0.2537%	0.0000%	0.2583%	0.9820	-0.0046%	-1.80%
451	11/27/2003	1	0.2544%	0.0000%	0.2583%	0.9848	-0.0039%	-1.52%
452	11/27/2003	1	0.2556%	0.0000%	0.2583%	0.9895	-0.0027%	-1.05%
453	12/03/2003	1	0.2535%	0.0000%	0.2584%	0.9809	-0.0049%	-1.91%
454	12/03/2003	1	0.2535%	0.0000%	0.2584%	0.9811	-0.0049%	-1.89%
455	12/09/2003	1	0.2528%	0.0000%	0.2585%	0.9778	-0.0057%	-2.22%
456	12/11/2003	1	0.2505%	0.0000%	0.2585%	0.9689	-0.0080%	-3.11%
457	12/11/2003	1	0.2515%	0.0000%	0.2585%	0.9727	-0.0071%	-2.73%
458	12/12/2003	1	0.2532%	0.0000%	0.2585%	0.9795	-0.0053%	-2.05%
459	12/13/2003	1	0.2522%	0.0000%	0.2586%	0.9755	-0.0063%	-2.45%
460	12/14/2003	1	0.2518%	0.0000%	0.2586%	0.9738	-0.0068%	-2.62%
461	12/14/2003	1	0.2512%	0.0000%	0.2586%	0.9714	-0.0074%	-2.86%
462	12/17/2003	1	0.2482%	0.0000%	0.2586%	0.9596	-0.0105%	-4.04%
463	12/17/2003	1	0.2491%	0.0000%	0.2586%	0.9631	-0.0095%	-3.69%
464	12/18/2003	1	0.2491%	0.0000%	0.2586%	0.9631	-0.0095%	-3.69%
465	12/19/2003	1	0.2477%	0.0000%	0.2586%	0.9576	-0.0110%	-4.24%
466	12/19/2003	1	0.2498%	0.0000%	0.2586%	0.9659	-0.0088%	-3.41%
467	12/20/2003	1	0.2496%	0.0000%	0.2586%	0.9649	-0.0091%	-3.51%
468	12/21/2003	1	0.2499%	0.0000%	0.2587%	0.9661	-0.0088%	-3.39%
469	12/22/2003	1	0.2476%	0.0000%	0.2587%	0.9573	-0.0111%	-4.27%
470	12/22/2003	1	0.2488%	0.0000%	0.2587%	0.9618	-0.0099%	-3.82%
* 471	12/23/2003	1	0.3494%	0.0000%	0.2587%	1.3508	0.0907%	35.08%
472	12/23/2003	1	0.2505%	0.0000%	0.2587%	0.9685	-0.0082%	-3.15%
473	12/24/2003	1	0.2504%	0.0000%	0.2587%	0.9678	-0.0083%	-3.22%
474	12/26/2003	1	0.2528%	0.0000%	0.2587%	0.9769	-0.0060%	-2.31%
475	12/27/2003	1	0.2519%	0.0000%	0.2587%	0.9735	-0.0068%	-2.65%
476	12/27/2003	1	0.2524%	0.0000%	0.2587%	0.9753	-0.0064%	-2.47%
477	12/28/2003	1	0.2517%	0.0000%	0.2588%	0.9726	-0.0071%	-2.74%
478	12/29/2003	1	0.2508%	0.0000%	0.2588%	0.9693	-0.0079%	-3.07%
479	12/29/2003	1	0.2509%	0.0000%	0.2588%	0.9695	-0.0079%	-3.05%
480	12/30/2003	1	0.2528%	0.0000%	0.2588%	0.9769	-0.0060%	-2.31%

WEIGHT PERCENT 241-Am DATA

Calendar Year 2003

279

SRS : Calex 1

#	Date Measured	Instr. ID	241-Am	Uncert. 1 STD	Accepted Weight %	Ratio M/A	Weight % Error	Percent Error
481	12/30/2003	1	0.2517%	0.0000%	0.2588%	0.9725	-0.0071%	-2.75%
482	12/31/2003	1	0.2519%	0.0000%	0.2588%	0.9735	-0.0069%	-2.65%

Statistical outliers are in bold *, and are not included in graphs and tables.

Mean Error:	-0.0066%	-2.57%
Standard Deviation:	0.0022%	0.86%