


NBL-373
OCTOBER 2003

CALORIMETRY EXCHANGE PROGRAM

QUARTERLY/ANNUAL DATA REPORT



CALENDAR YEAR 2002



U. S. DEPARTMENT OF ENERGY

CALORIMETRY EXCHANGE PROGRAM

QUARTERLY/ANNUAL DATA REPORT
CALENDAR YEAR 2002

Prepared by Jay M. Thompson, Debarah Smith, and Willard C.
Losinger

NEW BRUNSWICK LABORATORY
9800 South Cass Avenue
Argonne, Illinois 60439

October 2003

NBL Home Page: www.nbl.doe.gov
NBL Internet Address: USDOE.NBL@CH.DOE.GOV
NBL Telephone Number: 630-252-2776
NBL Facsimile Number: 630-252-6256

DOE AND NBL BACKGROUND AND MISSION

OWNERSHIP

New Brunswick Laboratory (NBL) is owned and operated by the U.S. Department of Energy (DOE). Its primary sponsor is the Office of Plutonium, Uranium, and Special Materials Inventory (SO-62) in the DOE Office of Security.

DOE MISSION

DOE is entrusted to contribute to the welfare of the nation by providing the scientific foundation, technology, policy, and institutional leadership necessary to achieve efficiency in energy use, diversity in energy sources, a more productive and competitive economy, improved environmental quality, and a secure national defense.

NBL MISSION

NBL serves as the U.S. government central authority for nuclear materials measurements and measurement evaluation. It is also the U.S. government certifying authority for nuclear reference materials. These functions assure that the United States maintains an accurate and reliable nuclear safeguards program, particularly in the area of nuclear materials accountability. NBL program and technical capabilities not only enhance domestic nuclear security but also support international nonproliferation efforts. Its nuclear material measurements and measurement evaluation roles allow the federal government to perform independent technical audits and validate nuclear material measurements made by contractors. NBL also has the technical capability for the independent resolution of measurement and safeguards anomalies that may arise from nuclear operations and the transfer of materials between sites.

NBL HISTORY

NBL was established by the Atomic Energy Commission in New Brunswick, NJ in 1949. It was initially staffed by scientists from the National Bureau of Standards who had contributed to the science of measuring nuclear materials for the Manhattan Project. At first, the NBL mission was to provide the federal government with the capability to assay uranium-containing materials for the nation's developing atomic energy program. Over the years, NBL expanded its capabilities, improving methods and procedures, developing new ones, and certifying additional reference materials for use around the world. It incorporated the capability to make plutonium measurements in 1959. During the period from 1975 to 1977, NBL was relocated from New Jersey to the current site at Argonne, Illinois.

Since its beginning, NBL has been a center of excellence in the analytical chemistry and the science of measuring nuclear materials. In this role, NBL continues to make state-of-the-art measurements of elemental and isotopic composition for a wide range of nuclear materials.

The Calorimetry Sample Exchange Program

This program is administered by New Brunswick Laboratory under the auspices of the U. S. Department of Energy the Office of Plutonium, Uranium, and Special Materials Inventory (SO-62) in the DOE Office of Security.

The goals of the Calorimetry Sample Exchange Program are:

1. Discuss measurement differences
2. Review and improve analytical measurements and methods
3. Discuss new measurement capabilities
4. Provide data to DOE on measurement capabilities to evaluate shipper-receiver differences
5. Provide characterized or standard materials as necessary for exchange participants
6. Provide a measurement control program for plutonium analysis

A sample of PuO₂ powder is available at each participating site for NDA measurement, including either or both calorimetry and high-resolution gamma-ray spectroscopy, the elements which are typically combined to provide a calorimetric assay of plutonium. The facilities measure the sample as frequently and to the level of precision which they desire, and then submit the data to the Exchange for analysis. The data report includes summary tables for each measurement and charts showing the performance of each laboratory. Comparisons are made to the accepted values for the exchange sample and to data previously reported by that laboratory. This information is displayed to show quarterly variation over each calendar year, and overall performance for that year, in an annual report intended for use by Exchange participants in measurement control programs, or to indicate when bias corrections may be appropriate. No attempt, however, has been made to standardize methods or frequency of data collection, calibration, or operating procedures. Direct comparisons between laboratories may, therefore, be misleading since data have not been collected to the same precision or for the same time periods.

The vast majority of measurements performed this year were made on the Calex-1 samples manufactures in 1979 by Mound Applied Technologies. Some measurements were performed by Lawrence Livermore National Laboratory on the new Calex-2 sample, manufactured in 1995 by Los Alamos National Laboratory. Because of some differences noted in the characterization results, assay values are provisional until new analyses are preformed. Any biases noted in the reported results must therefore be interpreted with caution.

A meeting of the participants of the Calorimetry Exchange is held annually at New Brunswick Laboratory or another suitable location. The purposes of this meeting are to discuss measurement differences, problems, and new measurement capabilities, and to determine the additional activities needed to fulfill the goals of the Exchange.

SUMMARY TABLE

% DIFFERENCE FROM ACCEPTED VALUES FOR THE CALORIMETRY EXCHANGE SAMPLE

CALENDAR YEAR 2002

	Hanford	Lawrence Livermore Calex 1	Lawrence Livermore Calex 2	Los Alamos	Rocky AL	Savannah River
Pu mass	-0.02	0.26	0.21	0.00	-0.24	-0.20
sd, %	0.73	0.27	0.38	0.36	0.47	0.98
Power	-0.05	0.01	-0.17	0.03	0.06	-0.11
sd, %	0.55	0.23	0.24	0.19	0.13	0.98
P-eff	0.00	-0.23	-0.41	0.02	0.21	0.14
sd, %	0.13	0.10	0.19	0.30	0.53	0.53
% 238 Pu	-3.03	-2.71	1.02	2.41	18.71	11.71
sd, %	5.48	3.66	1.43	8.92	9.87	18.89
% 239 Pu	-0.05	0.01	-0.05	-0.11	0.04	-0.03
sd, %	0.03	0.02	0.05	0.14	0.28	0.16
% 240 Pu	0.90	-0.23	0.35	1.72	-0.58	0.49
sd, %	0.55	0.38	0.37	2.26	4.42	2.64
% 241 Pu	0.04	-0.16	-0.22	0.10	-0.22	-0.34
sd, %	0.64	0.56	0.38	0.54	1.15	1.13
% 241 Am	-0.12	-1.02	-2.49	-1.72	-0.39	-0.71
sd, %	0.35	0.37	0.18	1.20	1.32	2.81

RESULTS OF ANALYSIS OF Pu MASS DATA
2002

Calex 1

	HANFORD	LLNL	LANL	RFAL	SRS
Mean Error (g)	-0.063	1.029	-0.020	-0.971	-0.777
Standard Deviation (g)	2.912	1.076	1.431	1.856	3.891
Uncertainty in the Mean (g)	0.251	0.095	0.216	0.204	0.136
Mean Error (%)	-0.02%	0.26%	0.00%	-0.24%	-0.20%
Standard Deviation (%)	0.73%	0.27%	0.36%	0.47%	0.98%
Uncertainty in the Mean (%)	0.06%	0.02%	0.05%	0.05%	0.03%
Number of Data Points	86	36	44	126	156

Difference from Last Year in:

Mean Error (g)	0.396	0.200	-0.861	0.059	3.798
Standard Deviation (g)	1.180	-0.038	-0.095	0.065	-3.301
Uncertainty in the Mean (g)	0.061	0.006	0.000	-0.129	-0.020
Mean Error (%)	0.10%	0.05%	-0.22%	0.01%	0.95%
Standard Deviation (%)	0.30%	-0.01%	-0.02%	0.02%	-0.83%
Uncertainty in the Mean (%)	0.02%	0.00%	0.00%	-0.03%	-0.01%
Number of Data Points	9	12	22	89	104

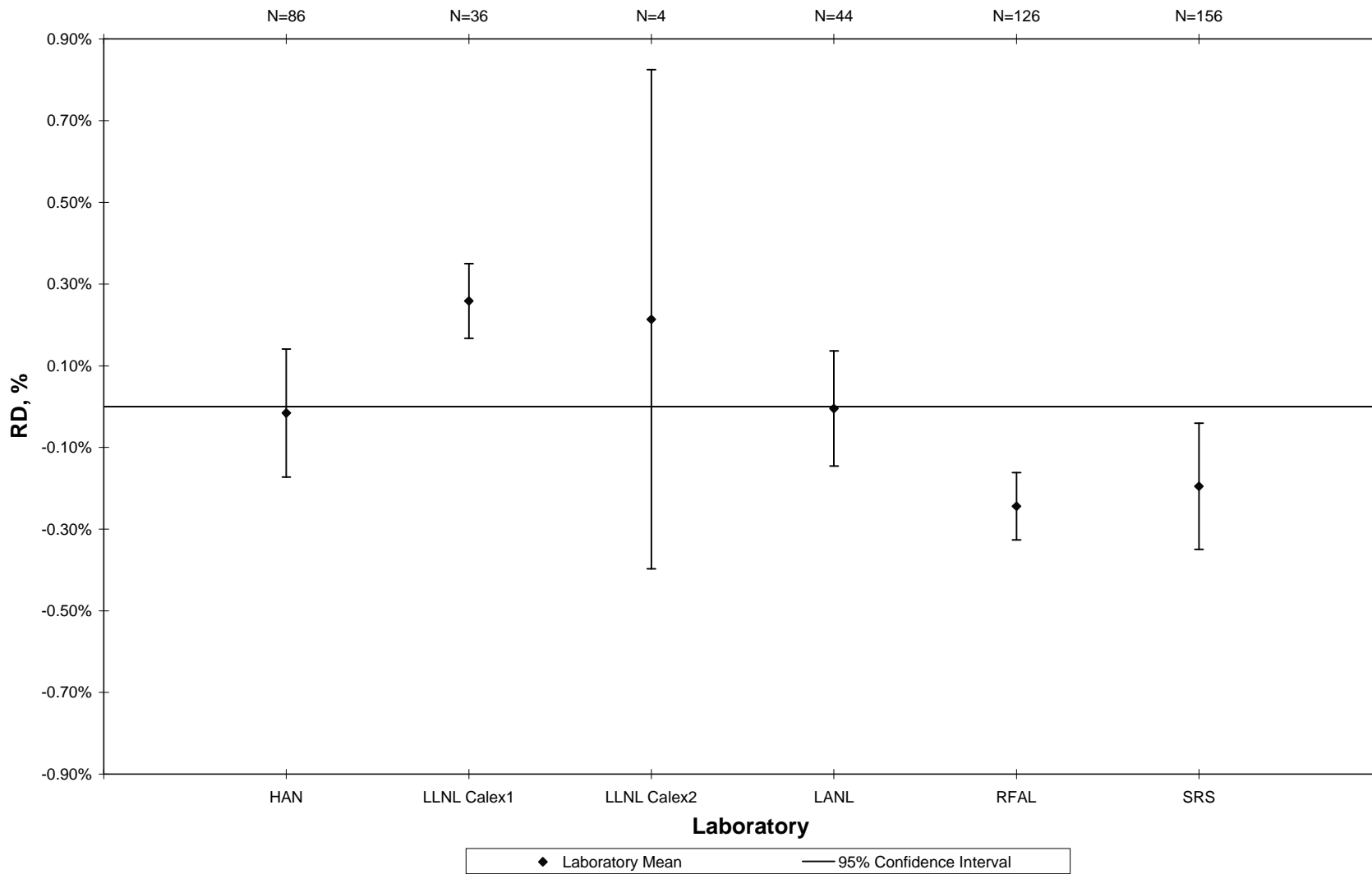
When calculated by NBL, Pu mass data were calculated from power measurements and P-effective determinations made within 2 days of each other; individual values may have been used more than once.

RESULTS OF ANALYSIS OF Pu MASS DATA
2002
Calex 2

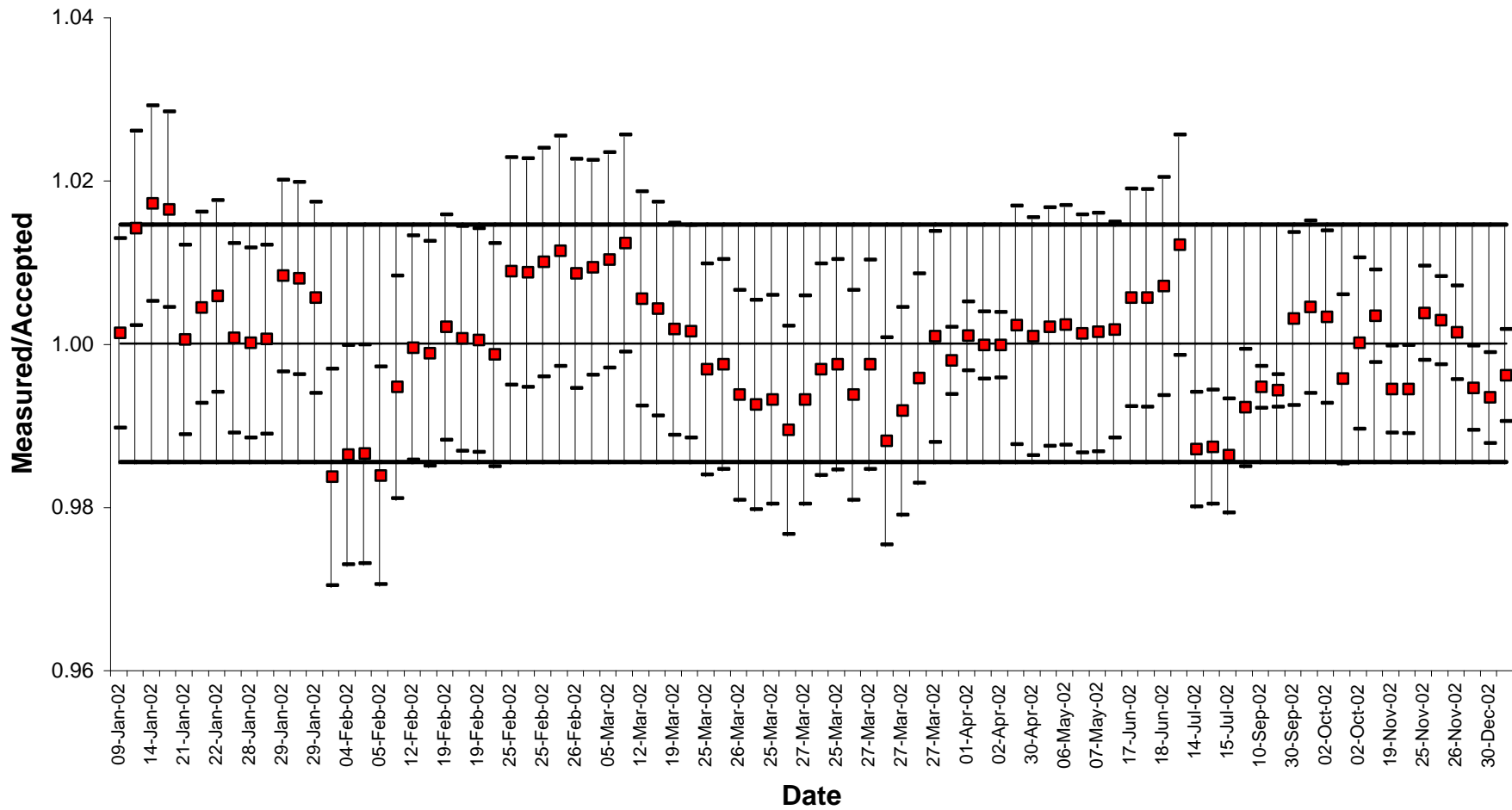
	HANFORD	LLNL	LANL	RFAL	SRS
Mean Error (g)	****	3.724	****	****	****
Standard Deviation (g)	****	6.693	****	****	****
Uncertainty in the Mean (g)	****	1.205	****	****	****
Mean Error (%)	****	0.21%	****	****	****
Standard Deviation (%)	****	0.38%	****	****	****
Uncertainty in the Mean (%)	****	0.07%	****	****	****
Number of Data Points	****	4	****	****	****
Difference from Last Year in:					
Mean Error (g)	****	****	****	****	****
Standard Deviation (g)	****	****	****	****	****
Uncertainty in the Mean (g)	****	****	****	****	****
Mean Error (%)	****	****	****	****	****
Standard Deviation (%)	****	****	****	****	****
Uncertainty in the Mean (%)	****	****	****	****	****
Number of Data Points	0	4	0	0	0

When calculated by NBL, Pu mass data were calculated from power measurements and P-effective determinations made within 2 days of each other; individual values may have been used more than once.

New Brunswick Laboratory Calorimetry Exchange Program Pu Mass, 2002

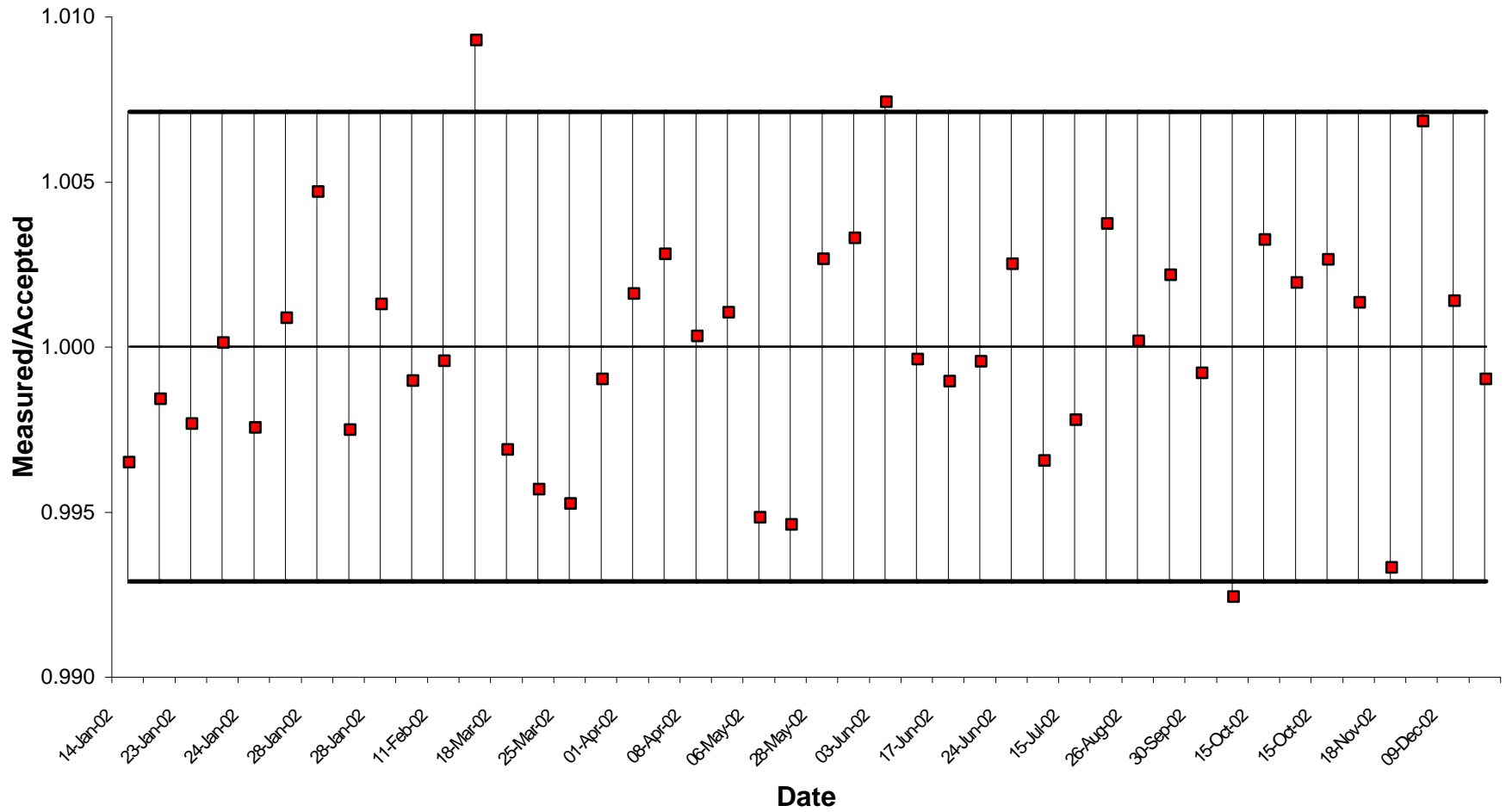


HANFORD Pu MASS 2002



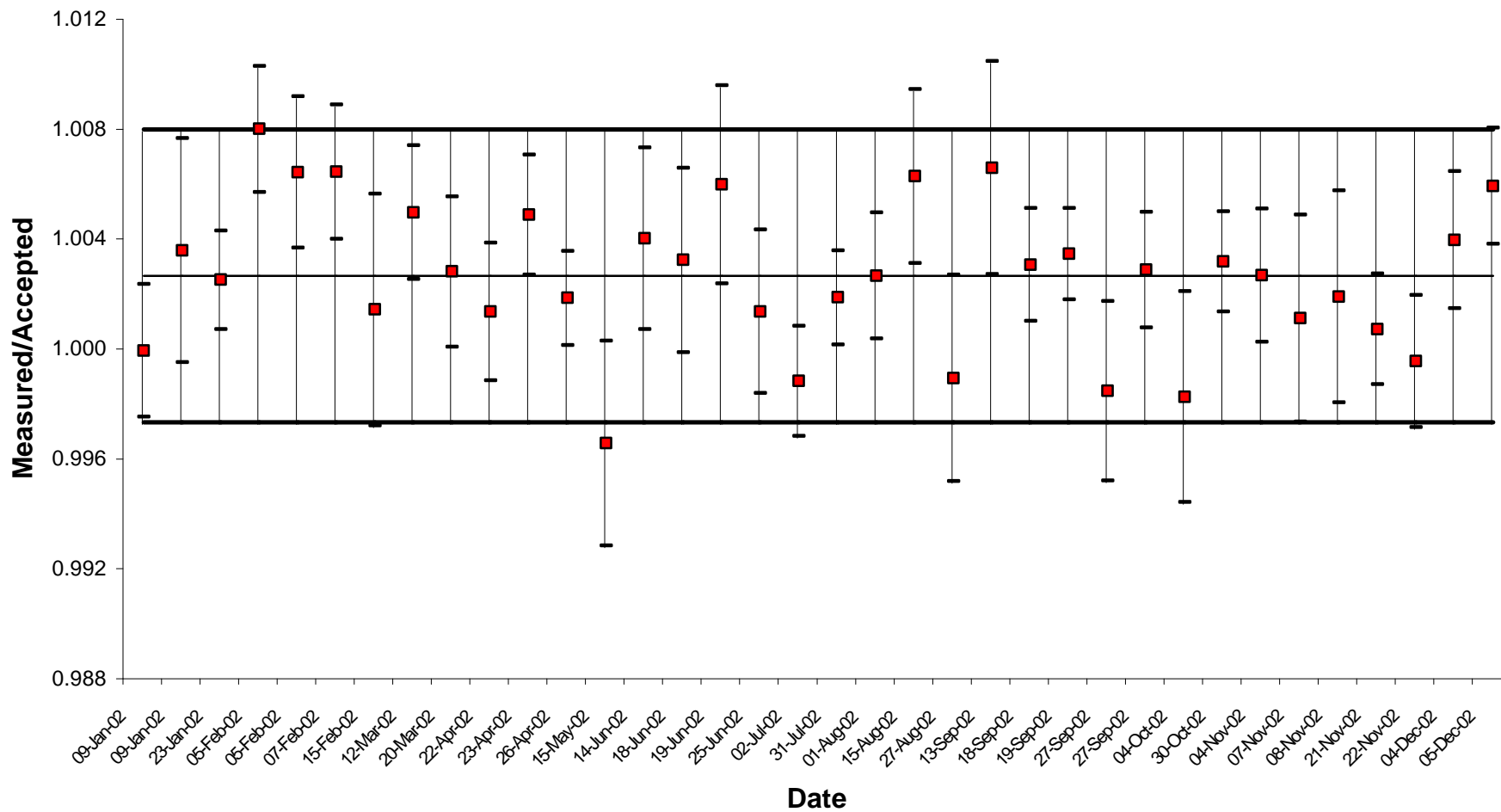
All standard deviation and uncertainty limits are at two sigma.

**LOS ALAMOS
Pu MASS
2002**



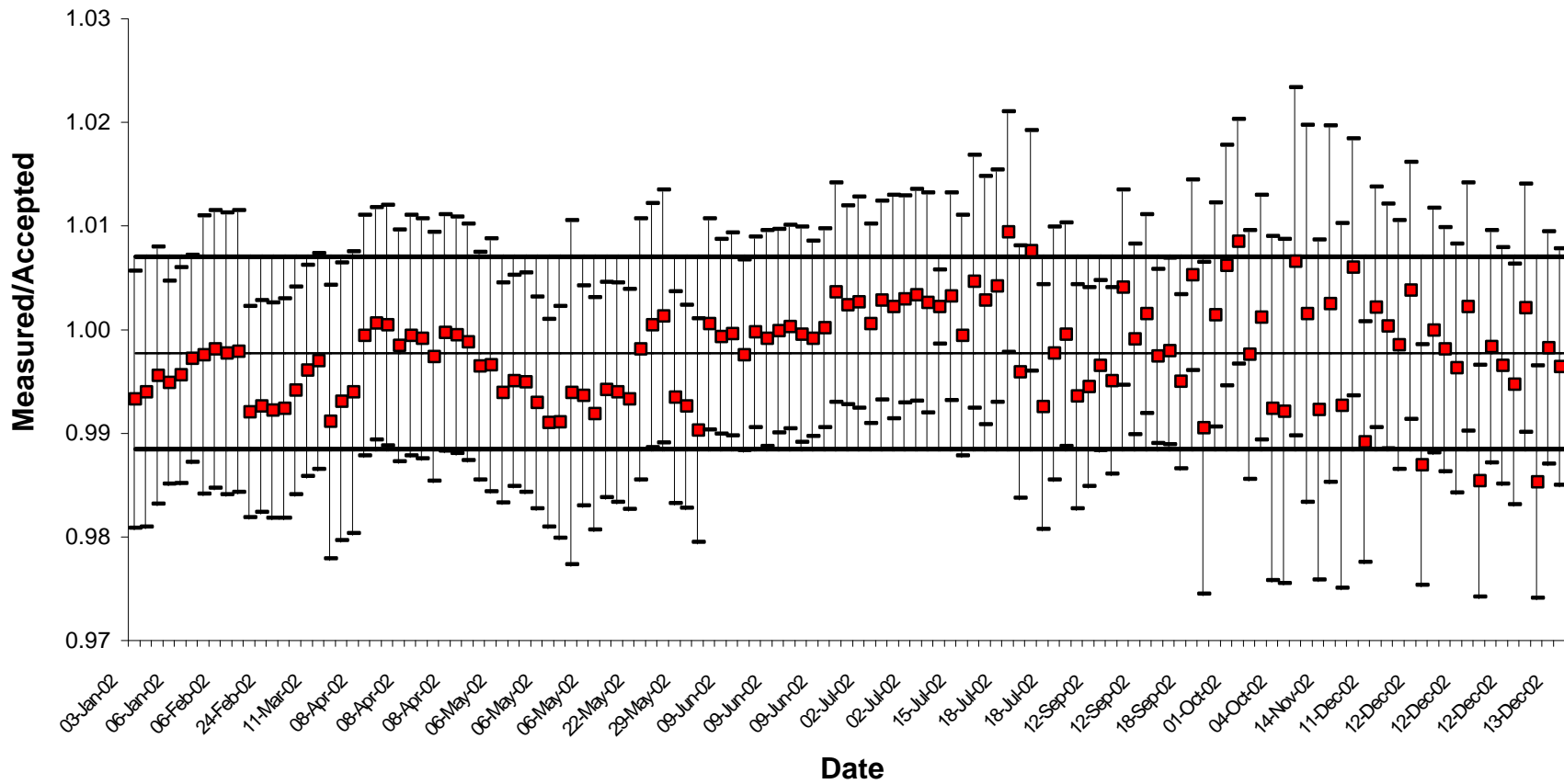
All standard deviation and uncertainty limits are at two sigma.

**Lawrence Livermore
Pu MASS: Calex 1
2002**



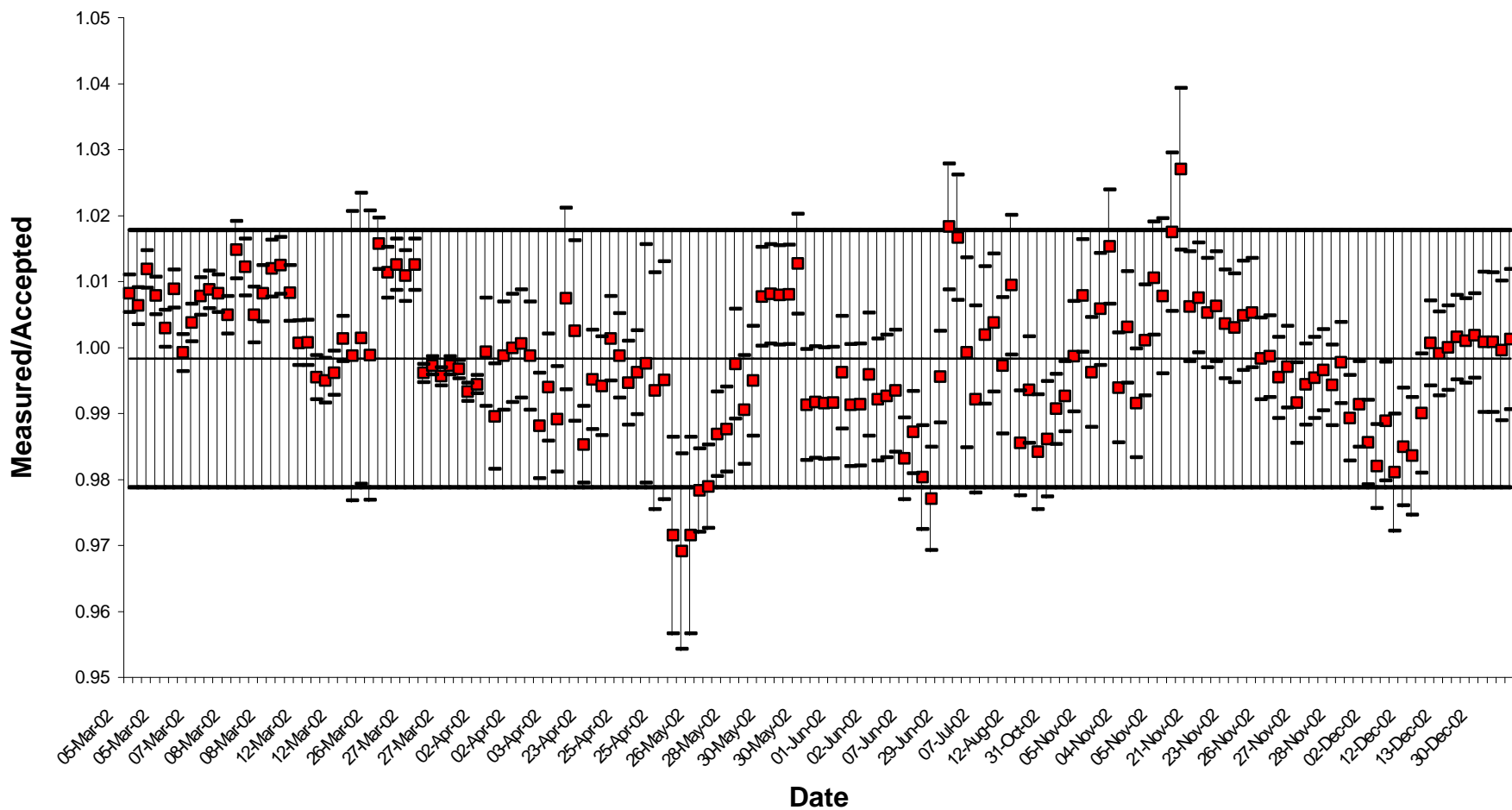
All standard deviation and uncertainty limits are at two sigma.

ROCKY FLATS - ANALYTICAL LAB
Pu MASS
2002



All standard deviation and uncertainty limits are at two sigma.

**SAVANNAH RIVER
Pu MASS
2002**



All standard deviation and uncertainty limits are at two sigma.

Pu MASS DATA
Calendar Year 2002

HANFORD

#	Date Measured	Instr. ID	Measured Mass	Uncert. 1 STD	Accepted Mass	Ratio M/A	grams Error	Percent Error
1	09-Jan-02	2424 - 6	398.39	0.58%	397.94	1.0011	0.45	0.11%
2	14-Jan-02	2026 - 10	403.50	0.58%	397.94	1.0140	5.56	1.40%
3	14-Jan-02	1985 - 10	404.71	0.58%	397.94	1.0170	6.77	1.70%
4	14-Jan-02	2424 - 10	404.41	0.58%	397.94	1.0163	6.47	1.63%
5	21-Jan-02	2026 - 6	398.06	0.58%	397.94	1.0003	0.12	0.03%
6	21-Jan-02	2424 - 6	399.63	0.58%	397.94	1.0042	1.68	0.42%
7	22-Jan-02	1985 - 6	400.17	0.58%	397.94	1.0056	2.23	0.56%
8	22-Jan-02	1985 - 10	398.14	0.58%	397.94	1.0005	0.20	0.05%
9	28-Jan-02	1985 - 9	397.91	0.58%	397.94	0.9999	-0.03	-0.01%
10	28-Jan-02	2026 - 9	398.08	0.58%	397.94	1.0004	0.14	0.04%
11	29-Jan-02	2424 - 9	401.17	0.58%	397.94	1.0081	3.23	0.81%
12	29-Jan-02	2424 - 10	401.05	0.58%	397.94	1.0078	3.11	0.78%
13	29-Jan-02	2424 - 7	400.11	0.58%	397.94	1.0055	2.17	0.55%
14	04-Feb-02	2026 - 7	391.37	0.69%	397.94	0.9835	-6.57	-1.65%
15	04-Feb-02	1985 - 7	392.44	0.69%	397.94	0.9862	-5.50	-1.38%
16	04-Feb-02	2424 - 7	392.50	0.69%	397.94	0.9863	-5.44	-1.37%
17	05-Feb-02	2740 - 7	391.43	0.69%	397.94	0.9836	-6.51	-1.64%
18	05-Feb-02	2740 - 7	395.75	0.69%	397.94	0.9945	-2.19	-0.55%
19	12-Feb-02	2740 - 9	397.66	0.69%	397.94	0.9993	-0.27	-0.07%
20	12-Feb-02	1985 - 9	397.39	0.69%	397.94	0.9986	-0.55	-0.14%
21	19-Feb-02	1985 - 9	398.67	0.69%	397.94	1.0018	0.73	0.18%
22	19-Feb-02	2026 - 9	398.11	0.69%	397.94	1.0004	0.17	0.04%
23	19-Feb-02	2740 - 9	398.03	0.69%	397.94	1.0002	0.09	0.02%
24	20-Feb-02	2424 - 9	397.32	0.69%	397.94	0.9984	-0.62	-0.16%
25	25-Feb-02	2740 - 10	401.40	0.69%	397.94	1.0087	3.46	0.87%
26	25-Feb-02	2424 - 10	401.32	0.69%	397.94	1.0085	3.39	0.85%
27	25-Feb-02	2026 - 10	401.84	0.69%	397.94	1.0098	3.90	0.98%
28	26-Feb-02	1985 - 10	402.37	0.69%	397.93	1.0112	4.44	1.12%
29	26-Feb-02	1985 - 9	401.28	0.69%	397.94	1.0084	3.34	0.84%
30	05-Mar-02	2026 - 10	401.58	0.65%	397.94	1.0092	3.64	0.92%
31	05-Mar-02	2740 - 10	401.94	0.65%	397.94	1.0101	4.00	1.01%
32	05-Mar-02	2424 - 10	402.76	0.65%	397.94	1.0121	4.82	1.21%
33	12-Mar-02	2026 - 10	400.05	0.65%	397.93	1.0053	2.11	0.53%
34	12-Mar-02	1985 - 10	399.56	0.65%	397.93	1.0041	1.63	0.41%
35	19-Mar-02	2740 - 6	398.57	0.65%	397.93	1.0016	0.64	0.16%
36	19-Mar-02	2424 - 6	398.45	0.65%	397.93	1.0013	0.51	0.13%
37	25-Mar-02	1985 - 7	396.61	0.65%	397.93	0.9967	-1.32	-0.33%
38	25-Mar-02	2026 - 7	396.86	0.65%	397.93	0.9973	-1.08	-0.27%
39	25-Mar-02	1985 - 7	394.89	0.65%	397.94	0.9924	-3.04	-0.76%
40	25-Mar-02	2026 - 7	395.14	0.65%	397.94	0.9930	-2.80	-0.70%
41	25-Mar-02	1985 - 8	396.61	0.65%	397.94	0.9967	-1.33	-0.33%
42	25-Mar-02	2026 - 8	396.86	0.65%	397.94	0.9973	-1.08	-0.27%
43	26-Mar-02	2424 - 7	395.36	0.65%	397.93	0.9935	-2.57	-0.65%
44	26-Mar-02	2424 - 7	393.65	0.65%	397.93	0.9892	-4.28	-1.08%
45	26-Mar-02	2424 - 8	395.36	0.65%	397.93	0.9935	-2.57	-0.65%
46	26-Mar-02	2424 - 8	393.11	0.65%	397.93	0.9879	-4.83	-1.21%
47	27-Mar-02	2740 - 7	395.12	0.65%	397.93	0.9930	-2.81	-0.70%

Pu MASS DATA
Calendar Year 2002

48	27-Mar-02	2740 - 8	396.84	0.65%	397.93	0.9973	-1.09	-0.27%
49	27-Mar-02	2740 - 8	394.58	0.65%	397.93	0.9916	-3.35	-0.84%
50	27-Mar-02	2740 - 8	396.18	0.65%	397.93	0.9956	-1.76	-0.44%
51	27-Mar-02	2740 - 8	398.21	0.65%	397.93	1.0007	0.27	0.07%
52	01-Apr-02	2026 - 9	397.03	0.21%	397.93	0.9977	-0.90	-0.23%
53	01-Apr-02	1985 - 9	398.24	0.21%	397.93	1.0008	0.30	0.08%
54	02-Apr-02	2424 - 9	397.79	0.21%	397.93	0.9996	-0.14	-0.04%
55	02-Apr-02	2740 - 9	397.79	0.20%	397.93	0.9996	-0.14	-0.04%
56	30-Apr-02	1985 - 5	398.76	0.73%	397.93	1.0021	0.83	0.21%
57	30-Apr-02	2424 - 5	398.22	0.73%	397.93	1.0007	0.29	0.07%
58	06-May-02	2424 - 6	398.68	0.73%	397.93	1.0019	0.75	0.19%
59	06-May-02	1985 - 6	398.77	0.73%	397.93	1.0021	0.84	0.21%
60	06-May-02	2026 - 6	398.35	0.73%	397.93	1.0011	0.42	0.11%
61	07-May-02	2740 - 6	398.41	0.73%	397.93	1.0012	0.48	0.12%
62	06-Jun-02	2026 - 5	398.54	0.66%	397.92	1.0015	0.61	0.15%
63	17-Jun-02	2026 - 8	400.09	0.66%	397.93	1.0054	2.17	0.54%
64	17-Jun-02	2424 - 8	400.08	0.66%	397.93	1.0054	2.15	0.54%
65	18-Jun-02	1985 - 8	400.64	0.66%	397.92	1.0068	2.72	0.68%
66	18-Jun-02	1985 - 10	402.67	0.66%	397.92	1.0119	4.74	1.19%
67	14-Jul-02	2026 - 10	392.69	0.36%	397.92	0.9869	-5.23	-1.31%
68	15-Jul-02	2424 - 10	392.81	0.36%	397.92	0.9872	-5.10	-1.28%
69	15-Jul-02	1985 - 10	392.38	0.36%	397.92	0.9861	-5.53	-1.39%
70	23-Jul-02	2424 - 10	394.73	0.36%	397.92	0.9920	-3.19	-0.80%
71	10-Sep-02	2424 - 8	395.72	0.13%	397.92	0.9945	-2.19	-0.55%
72	10-Sep-02	2026 - 8	395.55	0.10%	397.92	0.9941	-2.36	-0.59%
73	30-Sep-02	2424 - 10	399.05	0.53%	397.91	1.0029	1.14	0.29%
74	30-Sep-02	1985 - 10	399.63	0.52%	397.91	1.0043	1.71	0.43%
75	02-Oct-02	2026 - 10	399.15	0.52%	397.91	1.0031	1.24	0.31%
76	02-Oct-02	2026 - 9	396.12	0.52%	397.91	0.9955	-1.80	-0.45%
77	02-Oct-02	2026 - 5	397.86	0.52%	397.91	0.9999	-0.05	-0.01%
78	05-Nov-02	2424 - 6	399.18	0.28%	397.91	1.0032	1.27	0.32%
79	19-Nov-02	2026 - 7	395.61	0.27%	397.91	0.9942	-2.30	-0.58%
80	19-Nov-02	2424 - 7	395.62	0.27%	397.91	0.9943	-2.29	-0.57%
81	25-Nov-02	1985 - 5	399.33	0.29%	397.91	1.0036	1.42	0.36%
82	25-Nov-02	2026 - 5	398.97	0.27%	397.91	1.0027	1.06	0.27%
83	26-Nov-02	2424 - 5	398.38	0.29%	397.91	1.0012	0.48	0.12%
84	30-Dec-02	2026 - 8	395.68	0.26%	397.91	0.9944	-2.23	-0.56%
85	30-Dec-02	2424 - 8	395.20	0.28%	397.91	0.9932	-2.71	-0.68%
86	30-Dec-02	1985 - 8	396.29	0.28%	397.91	0.9959	-1.61	-0.41%

LAWRENCE LIVERMORE NATIONAL LABORATORY: Calex 1

#	Date Measured	Instr. ID	Measured Mass	Uncert. 1 STD	Accepted Mass	Ratio M/A	grams Error	Percent Error
1	09-Jan-02	3A - 18	397.89	0.12%	397.94	1.000	-0.05	-0.01%
2	09-Jan-02	3A - 30	399.34	0.20%	397.94	1.004	1.40	0.35%
3	23-Jan-02	1 - 32	398.91	0.09%	397.94	1.002	0.97	0.24%
4	05-Feb-02	1 - 18	401.09	0.11%	397.94	1.008	3.15	0.79%
5	05-Feb-02	3A - 18	400.47	0.14%	397.94	1.006	2.53	0.64%
6	07-Feb-02	1 - 18	400.47	0.12%	397.93	1.006	2.53	0.64%

Pu MASS DATA
Calendar Year 2002

7	15-Feb-02	1 - 30	398.48	0.21%	397.94	1.001	0.54	0.14%
8	12-Mar-02	1 - 33	399.88	0.12%	397.93	1.005	1.95	0.49%
9	20-Mar-02	1 - 33	399.02	0.14%	397.94	1.003	1.09	0.27%
10	22-Apr-02	1 - 18	398.44	0.13%	397.93	1.001	0.51	0.13%
11	23-Apr-02	3a - 18	399.84	0.11%	397.93	1.005	1.92	0.48%
12	26-Apr-02	1 - 32	398.63	0.09%	397.93	1.002	0.71	0.18%
13	15-May-02	1 - 30	396.53	0.19%	397.92	0.996	-1.39	-0.35%
14	14-Jun-02	3a - 30	399.49	0.16%	397.92	1.004	1.57	0.39%
15	18-Jun-02	1 - 33	399.18	0.17%	397.92	1.003	1.26	0.32%
16	19-Jun-02	3a - 33	400.27	0.18%	397.92	1.006	2.35	0.59%
17	25-Jun-02	3a - 33	398.44	0.15%	397.92	1.001	0.51	0.13%
18	02-Jul-02	1 - 18	397.42	0.10%	397.92	0.999	-0.49	-0.12%
19	31-Jul-02	1 - 32	398.64	0.09%	397.92	1.002	0.72	0.18%
20	01-Aug-02	3a - 32	398.95	0.11%	397.92	1.003	1.03	0.26%
21	15-Aug-02	3a - 33	400.39	0.16%	397.92	1.006	2.47	0.62%
22	27-Aug-02	1 - 30	397.47	0.19%	397.92	0.999	-0.45	-0.11%
23	13-Sep-02	3a - 33	400.51	0.19%	397.91	1.007	2.59	0.65%
24	18-Sep-02	3a - 32	399.10	0.10%	397.91	1.003	1.19	0.30%
25	19-Sep-02	1 - 32	399.26	0.08%	397.91	1.003	1.35	0.34%
26	27-Sep-02	3a - 33	397.27	0.16%	397.91	0.998	-0.64	-0.16%
27	27-Sep-02	3a - 18	399.03	0.10%	397.91	1.003	1.12	0.28%
28	04-Oct-02	1 - 30	397.19	0.19%	397.91	0.998	-0.72	-0.18%
29	30-Oct-02	3a - 32	399.14	0.09%	397.91	1.003	1.23	0.31%
30	04-Nov-02	2 - 18	398.95	0.12%	397.91	1.003	1.04	0.26%
31	07-Nov-02	1 - 30	398.32	0.19%	397.91	1.001	0.41	0.10%
32	08-Nov-02	3a - 30	398.63	0.19%	397.91	1.002	0.73	0.18%
33	21-Nov-02	3a - 18	398.17	0.10%	397.91	1.001	0.26	0.06%
34	22-Nov-02	2 - 18	397.70	0.12%	397.91	0.999	-0.21	-0.05%
35	04-Dec-02	2 - 32	399.45	0.12%	397.91	1.004	1.55	0.39%
36	05-Dec-02	3a - 32	400.23	0.10%	397.90	1.006	2.33	0.59%

LAWRENCE LIVERMORE NATIONAL LABORATORY: Galex 2

#	Date Measured	Instr. ID	Measured Mass	Uncert. 1 STD	Accepted Mass	Ratio M/A	grams Error	Percent Error
1	30-Apr-02	3 - 30	1750.08	0.16%	1742.72	1.004	7.36	0.42%
2	28-Jun-02	3 - 30	1749.19	0.11%	1742.56	1.004	6.63	0.38%
3	15-Jul-02	3 - 29	1736.31	0.14%	1742.62	0.996	-6.30	-0.36%
4	26-Jul-02	3 - 30	1749.81	0.13%	1742.60	1.004	7.21	0.41%

Pu MASS DATA
Calendar Year 2002

LOS ALAMOS NATIONAL LABORATORY

#	Date Measured	Instr. ID	Measured Mass	Uncert. 1 STD	Accepted Mass	Ratio M/A	grams Error	Percent Error
1	14-Jan-02	F6 - K3	396.53	0.00%	397.94	0.9964	-1.42	-0.36%
2	14-Jan-02	F9 - K3	397.29	0.00%	397.94	0.9984	-0.65	-0.16%
3	23-Jan-02	F5 - K3	396.99	0.00%	397.94	0.9976	-0.95	-0.24%
4	23-Jan-02	F9 - K3	397.97	0.00%	397.94	1.0001	0.03	0.01%
5	24-Jan-02	F6 - K3	396.94	0.00%	397.94	0.9975	-1.00	-0.25%
6	28-Jan-02	F5 - K3	398.27	0.00%	397.94	1.0008	0.33	0.08%
7	28-Jan-02	F6 - K3	399.79	0.00%	397.94	1.0046	1.84	0.46%
8	28-Jan-02	F5 - K3	396.91	0.00%	397.94	0.9974	-1.03	-0.26%
9	28-Jan-02	F6 - K3	398.43	0.00%	397.94	1.0012	0.49	0.12%
10	11-Feb-02	F6 - KL	397.51	0.00%	397.94	0.9989	-0.43	-0.11%
11	11-Feb-02	F9 - KL	397.75	0.00%	397.94	0.9995	-0.19	-0.05%
12	26-Feb-02	F5 - KV	401.61	0.00%	397.94	1.0092	3.67	0.92%
13	18-Mar-02	F6 - K3	396.67	0.00%	397.94	0.9968	-1.27	-0.32%
14	18-Mar-02	F9 - K3	396.20	0.00%	397.94	0.9956	-1.74	-0.44%
15	25-Mar-02	F5 - KU	396.02	0.00%	397.94	0.9952	-1.91	-0.48%
16	01-Apr-02	F6 - KL	397.52	0.00%	397.93	0.9990	-0.42	-0.10%
17	01-Apr-02	F9 - KL	398.55	0.00%	397.93	1.0016	0.62	0.16%
18	08-Apr-02	F6 - K7	399.03	0.00%	397.93	1.0028	1.10	0.28%
19	08-Apr-02	F9 - K7	398.04	0.00%	397.93	1.0003	0.11	0.03%
20	15-Apr-02	F5 - KM	398.32	0.00%	397.93	1.0010	0.39	0.10%
21	06-May-02	F6 - KM	395.85	0.00%	397.93	0.9948	-2.08	-0.52%
22	06-May-02	F9 - KM	395.76	0.00%	397.93	0.9946	-2.17	-0.54%
23	28-May-02	F5 - K8	398.97	0.00%	397.93	1.0026	1.04	0.26%
24	03-Jun-02	F6 - KM	399.21	0.00%	397.93	1.0032	1.29	0.32%
25	03-Jun-02	F9 - KM	400.86	0.00%	397.93	1.0074	2.93	0.74%
26	17-Jun-02	F6 - KL	397.75	0.00%	397.93	0.9996	-0.17	-0.04%
27	17-Jun-02	F9 - KL	397.49	0.00%	397.93	0.9989	-0.44	-0.11%
28	24-Jun-02	F5 - K7	397.72	0.00%	397.93	0.9995	-0.20	-0.05%
29	24-Jun-02	F5 - K8	398.90	0.00%	397.93	1.0025	0.98	0.25%
30	15-Jul-02	F6 - KV	396.53	0.00%	397.92	0.9965	-1.39	-0.35%
31	15-Jul-02	F9 - KV	397.02	0.00%	397.92	0.9977	-0.91	-0.23%
32	26-Aug-02	F5 - K7	399.38	0.00%	397.92	1.0037	1.46	0.37%
33	26-Aug-02	F5 - KM	397.97	0.00%	397.92	1.0001	0.05	0.01%
34	23-Sep-02	F5 - K8	398.76	0.00%	397.92	1.0021	0.84	0.21%
35	30-Sep-02	F6 - KL	397.57	0.00%	397.91	0.9991	-0.34	-0.09%
36	30-Sep-02	F9 - KL	394.88	0.00%	397.91	0.9924	-3.04	-0.76%
37	15-Oct-02	F6 - K3	399.18	0.00%	397.91	1.0032	1.27	0.32%
38	15-Oct-02	F9 - K3	398.66	0.00%	397.91	1.0019	0.75	0.19%
39	15-Oct-02	F6 - KM	398.94	0.00%	397.91	1.0026	1.03	0.26%
40	15-Oct-02	F9 - KM	398.43	0.00%	397.91	1.0013	0.51	0.13%
41	18-Nov-02	F5 - K3	395.22	0.00%	397.91	0.9933	-2.69	-0.67%
42	02-Dec-02	F5 - KL	400.61	0.00%	397.91	1.0068	2.70	0.68%
43	09-Dec-02	F5 - K8	398.44	0.00%	397.91	1.0013	0.53	0.13%
44	09-Dec-02	F6 - K8	397.49	0.00%	397.91	0.9990	-0.41	-0.10%

Pu MASS DATA
Calendar Year 2002

ROCKY FLATS PLANT - ANALYTICAL LABORATORY

#	Date Measured	Instr. ID	Measured Mass	Uncert. 1 STD	Accepted Mass	Ratio M/A	grams Error	Percent Error
1	03-Jan-02	GPC1 - P7	395.19	0.62%	397.94	0.9931	-2.75	-0.69%
2	03-Jan-02	GPC1 - AR2	395.47	0.65%	397.94	0.9938	-2.47	-0.62%
3	03-Jan-02	GPC1 - P9	396.11	0.62%	397.94	0.9954	-1.83	-0.46%
4	06-Jan-02	T5 - P7	395.83	0.49%	397.94	0.9947	-2.11	-0.53%
5	06-Jan-02	T5 - AR2	396.11	0.52%	397.94	0.9954	-1.83	-0.46%
6	06-Jan-02	T5 - P9	396.75	0.50%	397.94	0.9970	-1.19	-0.30%
7	06-Feb-02	GPC1 - AR7	396.90	0.67%	397.94	0.9974	-1.04	-0.26%
8	06-Feb-02	GPC1 - AR7	397.11	0.67%	397.94	0.9979	-0.83	-0.21%
9	06-Feb-02	GPC1 - P7	396.95	0.68%	397.94	0.9975	-0.99	-0.25%
10	06-Feb-02	GPC1 - P10	397.03	0.68%	397.94	0.9977	-0.91	-0.23%
11	24-Feb-02	T5 - AR7	394.70	0.51%	397.93	0.9919	-3.23	-0.81%
12	24-Feb-02	T5 - AR7	394.92	0.51%	397.93	0.9924	-3.02	-0.76%
13	24-Feb-02	T5 - P7	394.76	0.52%	397.93	0.9920	-3.18	-0.80%
14	24-Feb-02	T5 - P10	394.83	0.53%	397.93	0.9922	-3.10	-0.78%
15	11-Mar-02	T5 - AR3	395.52	0.50%	397.93	0.9939	-2.41	-0.61%
16	11-Mar-02	T5 - P7	396.29	0.51%	397.93	0.9959	-1.64	-0.41%
17	11-Mar-02	T5 - P4	396.65	0.52%	397.93	0.9968	-1.28	-0.32%
18	12-Mar-02	GPC1 - AR3	394.32	0.66%	397.93	0.9909	-3.61	-0.91%
19	12-Mar-02	GPC1 - P7	395.09	0.67%	397.93	0.9929	-2.84	-0.71%
20	12-Mar-02	GPC1 - P4	395.45	0.68%	397.93	0.9938	-2.48	-0.62%
21	08-Apr-02	GPC1 - AR2	397.63	0.58%	397.93	0.9992	-0.30	-0.08%
22	08-Apr-02	GPC1 - AR3	398.09	0.56%	397.93	1.0004	0.16	0.04%
23	08-Apr-02	GPC1 - AR4	398.02	0.58%	397.93	1.0002	0.09	0.02%
24	08-Apr-02	GPC1 - AR6	397.24	0.56%	397.93	0.9983	-0.69	-0.17%
25	08-Apr-02	GPC1 - P4	397.63	0.58%	397.93	0.9992	-0.30	-0.08%
26	08-Apr-02	GPC1 - P5	397.51	0.58%	397.93	0.9990	-0.42	-0.10%
27	08-Apr-02	GPC1 - P6	396.82	0.60%	397.93	0.9972	-1.11	-0.28%
28	08-Apr-02	GPC1 - P7	397.73	0.57%	397.93	0.9995	-0.20	-0.05%
29	08-Apr-02	GPC1 - P10	397.64	0.57%	397.93	0.9993	-0.29	-0.07%
30	08-Apr-02	GPC1 - P9	397.37	0.57%	397.93	0.9986	-0.56	-0.14%
31	08-Apr-02	GPC1 - P2	396.46	0.55%	397.93	0.9963	-1.47	-0.37%
32	08-Apr-02	GPC1 - P3	396.49	0.61%	397.93	0.9964	-1.44	-0.36%
33	06-May-02	T5 - AR2	395.44	0.53%	397.93	0.9937	-2.49	-0.63%
34	06-May-02	T5 - AR3	395.89	0.51%	397.93	0.9949	-2.03	-0.51%
35	06-May-02	T5 - AR4	395.83	0.53%	397.93	0.9947	-2.10	-0.53%
36	06-May-02	T5 - AR6	395.05	0.51%	397.93	0.9928	-2.88	-0.72%
37	06-May-02	T5 - P2	394.27	0.50%	397.93	0.9908	-3.66	-0.92%
38	06-May-02	T5 - P3	394.30	0.56%	397.93	0.9909	-3.62	-0.91%
39	06-May-02	T5 - P4	395.44	0.83%	397.93	0.9937	-2.49	-0.63%
40	06-May-02	T5 - P5	395.32	0.53%	397.93	0.9934	-2.61	-0.66%
41	06-May-02	T5 - P6	394.63	0.56%	397.93	0.9917	-3.30	-0.83%
42	06-May-02	T5 - P7	395.54	0.52%	397.93	0.9940	-2.39	-0.60%
43	06-May-02	T5 - P10	395.45	0.53%	397.93	0.9938	-2.48	-0.62%
44	06-May-02	T5 - P9	395.18	0.53%	397.93	0.9931	-2.75	-0.69%
45	22-May-02	GPC1 - AR2	397.09	0.63%	397.93	0.9979	-0.83	-0.21%
46	22-May-02	GPC1 - AR6	398.02	0.59%	397.93	1.0002	0.09	0.02%
47	22-May-02	GPC1 - P4	398.37	0.61%	397.93	1.0011	0.45	0.11%

Pu MASS DATA
Calendar Year 2002

48	29-May-02	T5 - P4	395.25	0.51%	397.93	0.9933	-2.68	-0.67%
49	29-May-02	T5 - AR6	394.90	0.49%	397.93	0.9924	-3.03	-0.76%
50	29-May-02	T5 - AR2	393.98	0.54%	397.93	0.9901	-3.94	-0.99%
51	09-Jun-02	T5 - AR2	398.06	0.51%	397.92	1.0003	0.14	0.03%
52	09-Jun-02	T5 - AR3	397.58	0.47%	397.92	0.9991	-0.34	-0.09%
53	09-Jun-02	T5 - AR4	397.68	0.49%	397.92	0.9994	-0.24	-0.06%
54	09-Jun-02	T5 - AR6	396.87	0.46%	397.92	0.9973	-1.06	-0.27%
55	09-Jun-02	T5 - P2	397.75	0.46%	397.92	0.9996	-0.18	-0.04%
56	09-Jun-02	T5 - P3	397.51	0.52%	397.92	0.9990	-0.41	-0.10%
57	09-Jun-02	T5 - P4	397.80	0.49%	397.92	0.9997	-0.12	-0.03%
58	09-Jun-02	T5 - P5	397.96	0.49%	397.92	1.0001	0.03	0.01%
59	09-Jun-02	T5 - P6	397.67	0.52%	397.92	0.9994	-0.26	-0.06%
60	09-Jun-02	T5 - P8	397.51	0.47%	397.92	0.9990	-0.42	-0.10%
61	09-Jun-02	T5 - P9	397.90	0.48%	397.92	1.0000	-0.02	0.00%
62	02-Jul-02	GPC1 - AR2	399.28	0.53%	397.92	1.0034	1.36	0.34%
63	02-Jul-02	GPC1 - AR3	398.80	0.48%	397.92	1.0022	0.88	0.22%
64	02-Jul-02	GPC1 - AR4	398.90	0.51%	397.92	1.0025	0.98	0.25%
65	02-Jul-02	GPC1 - AR6	398.08	0.48%	397.92	1.0004	0.16	0.04%
66	02-Jul-02	GPC1 - P2	398.97	0.48%	397.92	1.0026	1.04	0.26%
67	02-Jul-02	GPC1 - P3	398.73	0.54%	397.92	1.0020	0.81	0.20%
68	02-Jul-02	GPC1 - P4	399.02	0.50%	397.92	1.0028	1.10	0.28%
69	02-Jul-02	GPC1 - P5	399.17	0.51%	397.92	1.0031	1.25	0.31%
70	02-Jul-02	GPC1 - P6	398.88	0.53%	397.92	1.0024	0.96	0.24%
71	02-Jul-02	GPC1 - P8	398.72	0.18%	397.92	1.0020	0.80	0.20%
72	02-Jul-02	GPC1 - P9	399.12	0.50%	397.92	1.0030	1.20	0.30%
73	15-Jul-02	T5 - AR6	397.62	0.58%	397.92	0.9993	-0.30	-0.07%
74	15-Jul-02	T5 - P5	399.69	0.61%	397.92	1.0044	1.77	0.44%
75	15-Jul-02	T5 - P4	398.97	0.60%	397.92	1.0026	1.05	0.26%
76	18-Jul-02	GPC1 - AR6	399.52	0.56%	397.92	1.0040	1.60	0.40%
77	18-Jul-02	GPC1 - P5	401.60	0.58%	397.92	1.0093	3.68	0.93%
78	18-Jul-02	GPC1 - P4	396.23	0.61%	397.92	0.9957	-1.69	-0.43%
79	18-Jul-02	GPC1 - P4	400.88	0.58%	397.92	1.0074	2.96	0.74%
80	18-Jul-02	GPC1 - AR6	394.89	0.59%	397.92	0.9924	-3.03	-0.76%
81	18-Jul-02	GPC1 - P5	396.94	0.61%	397.92	0.9975	-0.98	-0.25%
82	14-Aug-02	GPC1 - P3	397.66	0.54%	397.92	0.9994	-0.25	-0.06%
83	14-Aug-02	T5 - P3	395.28	0.54%	397.92	0.9934	-2.64	-0.66%
84	12-Sep-02	T4 - P3	395.65	0.48%	397.91	0.9943	-2.27	-0.57%
85	12-Sep-02	T4 - P2	396.46	0.41%	397.91	0.9963	-1.45	-0.37%
86	12-Sep-02	T4 - P4	395.87	0.45%	397.91	0.9949	-2.04	-0.51%
87	12-Sep-02	T4 - P4	399.46	0.47%	397.91	1.0039	1.55	0.39%
88	12-Sep-02	T4 - P4	397.47	0.46%	397.91	0.9989	-0.45	-0.11%
89	12-Sep-02	T4 - P4	398.45	0.48%	397.91	1.0014	0.54	0.14%
90	12-Sep-02	T4 - AR3	396.82	0.42%	397.91	0.9973	-1.09	-0.27%
91	12-Sep-02	T4 - P5	397.01	0.45%	397.91	0.9977	-0.90	-0.23%
92	12-Sep-02	T4 - AR6	395.85	0.42%	397.91	0.9948	-2.06	-0.52%
93	18-Sep-02	T4 - P4	399.94	0.46%	397.91	1.0051	2.03	0.51%
94	01-Oct-02	P9 - T4	394.05	0.80%	397.91	0.9903	-3.86	-0.97%
95	01-Oct-02	P9 - T4	398.41	0.54%	397.91	1.0012	0.50	0.12%
96	01-Oct-02	P9 - T4	400.31	0.58%	397.91	1.0060	2.39	0.60%
97	01-Oct-02	P9 - T4	401.21	0.59%	397.91	1.0083	3.30	0.83%

Pu MASS DATA
Calendar Year 2002

98	01-Oct-02	P9 - T4	396.87	0.60%	397.91	0.9974	-1.04	-0.26%
99	01-Oct-02	P9 - T4	398.30	0.59%	397.91	1.0010	0.39	0.10%
100	04-Oct-02	P6 - T4	394.82	0.83%	397.91	0.9922	-3.09	-0.78%
101	04-Oct-02	P6 - T4	394.70	0.83%	397.91	0.9919	-3.21	-0.81%
102	14-Nov-02	P3 - GPC1	400.44	0.84%	397.91	1.0064	2.53	0.64%
103	14-Nov-02	P3 - GPC1	398.44	0.91%	397.91	1.0013	0.53	0.13%
104	14-Nov-02	P3 - GPC1	394.75	0.82%	397.91	0.9921	-3.16	-0.79%
105	14-Nov-02	P3 - GPC1	398.83	0.86%	397.91	1.0023	0.93	0.23%
106	14-Nov-02	P3 - GPC1	394.91	0.88%	397.91	0.9925	-3.00	-0.75%
107	11-Dec-02	P4 - T4	400.23	0.62%	397.91	1.0058	2.32	0.58%
108	11-Dec-02	P4 - T4	393.52	0.58%	397.91	0.9890	-4.38	-1.10%
109	11-Dec-02	P4 - T4	398.69	0.58%	397.91	1.0020	0.79	0.20%
110	11-Dec-02	P4 - T4	397.96	0.59%	397.91	1.0001	0.06	0.01%
111	11-Dec-02	P4 - T4	397.24	0.60%	397.91	0.9983	-0.66	-0.17%
112	12-Dec-02	P5 - T4	399.33	0.62%	397.91	1.0036	1.42	0.36%
113	12-Dec-02	P5 - T4	392.64	0.58%	397.91	0.9868	-5.27	-1.32%
114	12-Dec-02	P5 - T4	397.80	0.59%	397.91	0.9997	-0.11	-0.03%
115	12-Dec-02	P5 - T4	397.07	0.59%	397.91	0.9979	-0.84	-0.21%
116	12-Dec-02	P5 - T4	396.35	0.60%	397.91	0.9961	-1.55	-0.39%
117	12-Dec-02	AR6 - T4	398.71	0.60%	397.91	1.0020	0.80	0.20%
118	12-Dec-02	AR6 - T4	392.02	0.56%	397.91	0.9852	-5.88	-1.48%
119	12-Dec-02	AR6 - T4	397.18	0.56%	397.91	0.9982	-0.73	-0.18%
120	12-Dec-02	AR6 - T4	396.45	0.57%	397.91	0.9963	-1.46	-0.37%
121	12-Dec-02	AR6 - T4	395.73	0.58%	397.91	0.9945	-2.17	-0.55%
122	13-Dec-02	P8 - T4	398.66	0.60%	397.91	1.0019	0.76	0.19%
123	13-Dec-02	P8 - T4	391.98	0.56%	397.91	0.9851	-5.92	-1.49%
124	13-Dec-02	P8 - T4	397.13	0.56%	397.91	0.9981	-0.77	-0.19%
125	13-Dec-02	P8 - T4	396.41	0.57%	397.91	0.9962	-1.50	-0.38%
126	13-Dec-02	P8 - T4	395.69	0.58%	397.91	0.9944	-2.21	-0.56%

SAVANNAH RIVER SITE

#	Date Measured	Instr. ID	Measured Mass	Uncert. 1 STD	Accepted Mass	Ratio M/A	grams Error	Percent Error
1	05-Mar-02	1 - 143-	401.08	0.14%	397.94	1.0079	3.15	0.79%
2	05-Mar-02	1 - 143-	400.33	0.14%	397.94	1.0060	2.40	0.60%
3	05-Mar-02	1 - 143-	402.54	0.14%	397.94	1.0116	4.61	1.16%
4	05-Mar-02	1 - 143-	400.94	0.14%	397.94	1.0076	3.01	0.76%
5	05-Mar-02	1 - 143-	398.97	0.14%	397.94	1.0026	1.03	0.26%
6	05-Mar-02	1 - 143-	401.37	0.14%	397.94	1.0086	3.43	0.86%
7	06-Mar-02	1 - 143-	397.50	0.14%	397.93	0.9989	-0.43	-0.11%
8	07-Mar-02	1 - 143-	399.31	0.14%	397.93	1.0035	1.38	0.35%
9	07-Mar-02	1 - 143-	400.91	0.14%	397.93	1.0075	2.98	0.75%
10	07-Mar-02	1 - 143-	401.32	0.14%	397.93	1.0085	3.39	0.85%
11	07-Mar-02	1 - 143-	401.08	0.14%	397.93	1.0079	3.15	0.79%
12	07-Mar-02	1 - 143-	399.77	0.14%	397.93	1.0046	1.84	0.46%
13	08-Mar-02	1 - 143-	403.71	0.21%	397.94	1.0145	5.78	1.45%
14	08-Mar-02	1 - 143-	402.68	0.21%	397.94	1.0119	4.74	1.19%
15	08-Mar-02	1 - 143-	399.80	0.21%	397.94	1.0047	1.86	0.47%
16	08-Mar-02	1 - 143-	401.10	0.21%	397.94	1.0079	3.16	0.79%

Pu MASS DATA
Calendar Year 2002

17	08-Mar-02	1 - 143-	402.60	0.21%	397.94	1.0117	4.66	1.17%
18	09-Mar-02	1 - 143-	402.77	0.21%	397.93	1.0122	4.84	1.22%
19	09-Mar-02	1 - 143-	401.10	0.21%	397.93	1.0080	3.16	0.80%
20	11-Mar-02	1 - 143-	398.10	0.17%	397.93	1.0004	0.17	0.04%
21	12-Mar-02	1 - 143-	398.11	0.17%	397.93	1.0005	0.18	0.05%
22	12-Mar-02	1 - 143-	396.01	0.17%	397.93	0.9952	-1.92	-0.48%
23	12-Mar-02	1 - 143-	395.83	0.17%	397.93	0.9947	-2.10	-0.53%
24	12-Mar-02	1 - 143-	396.28	0.17%	397.93	0.9958	-1.65	-0.42%
25	12-Mar-02	1 - 143-	398.35	0.17%	397.93	1.0010	0.42	0.10%
26	19-Mar-02	1 - 143-	397.33	1.10%	397.93	0.9985	-0.61	-0.15%
27	20-Mar-02	1 - 143-	398.38	1.10%	397.93	1.0011	0.45	0.11%
28	20-Mar-02	1 - 143-	397.36	1.10%	397.93	0.9986	-0.57	-0.14%
29	26-Mar-02	1 - 143-	404.09	0.19%	397.93	1.0155	6.16	1.55%
30	27-Mar-02	1 - 143-	402.34	0.19%	397.93	1.0111	4.41	1.11%
31	27-Mar-02	1 - 143-	402.81	0.19%	397.93	1.0123	4.88	1.23%
32	27-Mar-02	1 - 143-	402.14	0.19%	397.93	1.0106	4.21	1.06%
33	27-Mar-02	1 - 143-	402.81	0.19%	397.93	1.0123	4.88	1.23%
34	27-Mar-02	1 - 143-	396.27	0.07%	397.93	0.9958	-1.66	-0.42%
35	27-Mar-02	1 - 143-	396.73	0.07%	397.93	0.9970	-1.20	-0.30%
36	27-Mar-02	1 - 143-	396.07	0.07%	397.93	0.9953	-1.86	-0.47%
37	27-Mar-02	1 - 143-	396.73	0.07%	397.93	0.9970	-1.20	-0.30%
38	28-Mar-02	1 - 143-	396.50	0.07%	397.93	0.9964	-1.43	-0.36%
39	28-Mar-02	1 - 143-	395.13	0.07%	397.93	0.9930	-2.80	-0.70%
40	28-Mar-02	1 - 143-	395.59	0.07%	397.93	0.9941	-2.34	-0.59%
41	02-Apr-02	1 - 143-	397.56	0.41%	397.93	0.9991	-0.37	-0.09%
42	02-Apr-02	1 - 143-	393.67	0.41%	397.93	0.9893	-4.26	-1.07%
43	02-Apr-02	1 - 143-	397.31	0.41%	397.93	0.9984	-0.62	-0.16%
44	02-Apr-02	1 - 143-	397.79	0.41%	397.93	0.9996	-0.14	-0.04%
45	02-Apr-02	1 - 143-	398.04	0.41%	397.93	1.0003	0.11	0.03%
46	02-Apr-02	1 - 143-	397.31	0.41%	397.93	0.9984	-0.62	-0.16%
47	02-Apr-02	1 - 143-	393.09	0.41%	397.93	0.9878	-4.84	-1.22%
48	03-Apr-02	1 - 143-	395.41	0.41%	397.93	0.9937	-2.52	-0.63%
49	03-Apr-02	1 - 143-	393.50	0.41%	397.93	0.9889	-4.43	-1.11%
50	03-Apr-02	1 - 143-	400.77	0.68%	397.93	1.0071	2.84	0.71%
51	03-Apr-02	1 - 143-	398.83	0.68%	397.93	1.0023	0.90	0.23%
52	18-Apr-02	1 - 143-	391.96	0.30%	397.93	0.9850	-5.96	-1.50%
53	23-Apr-02	1 - 143-	395.87	0.38%	397.93	0.9948	-2.06	-0.52%
54	23-Apr-02	1 - 143-	395.49	0.38%	397.93	0.9939	-2.44	-0.61%
55	24-Apr-02	1 - 143-	398.36	0.32%	397.93	1.0011	0.43	0.11%
56	25-Apr-02	1 - 143-	397.32	0.32%	397.93	0.9985	-0.60	-0.15%
57	25-Apr-02	1 - 143-	395.68	0.32%	397.93	0.9944	-2.25	-0.56%
58	25-Apr-02	1 - 143-	396.31	0.32%	397.93	0.9959	-1.62	-0.41%
59	25-Apr-02	1 - 143-	396.85	0.91%	397.93	0.9973	-1.08	-0.27%
60	25-Apr-02	1 - 143-	395.21	0.91%	397.93	0.9932	-2.72	-0.68%
61	25-Apr-02	1 - 143-	395.84	0.91%	397.93	0.9947	-2.09	-0.53%
62	21-May-02	1 - 143-	386.48	0.79%	397.93	0.9712	-11.45	-2.88%
63	21-May-02	1 - 143-	385.52	0.79%	397.93	0.9688	-12.40	-3.12%
64	22-May-02	1 - 143-	386.48	0.79%	397.92	0.9712	-11.44	-2.88%
65	26-May-02	1 - 143-	389.19	0.33%	397.93	0.9781	-8.73	-2.19%
66	26-May-02	1 - 143-	389.43	0.33%	397.93	0.9787	-8.49	-2.13%

Pu MASS DATA
Calendar Year 2002

67	26-May-02	1 - 143-	392.60	0.33%	397.93	0.9866	-5.33	-1.34%
68	28-May-02	1 - 143-	392.88	0.33%	397.92	0.9873	-5.04	-1.27%
69	28-May-02	1 - 143-	396.83	0.42%	397.93	0.9972	-1.10	-0.28%
70	29-May-02	1 - 143-	394.05	0.42%	397.92	0.9903	-3.87	-0.97%
71	29-May-02	1 - 143-	395.79	0.42%	397.92	0.9947	-2.13	-0.53%
72	30-May-02	1 - 143-	400.88	0.37%	397.93	1.0074	2.96	0.74%
73	30-May-02	1 - 143-	401.04	0.37%	397.93	1.0078	3.11	0.78%
74	30-May-02	1 - 143-	394.36	0.43%	397.93	0.9910	-3.56	-0.90%
75	30-May-02	1 - 143-	394.52	0.43%	397.93	0.9914	-3.41	-0.86%
76	31-May-02	1 - 143-	400.98	0.37%	397.92	1.0077	3.05	0.77%
77	31-May-02	1 - 143-	394.45	0.43%	397.92	0.9913	-3.47	-0.87%
78	31-May-02	1 - 143-	394.34	0.47%	397.93	0.9910	-3.59	-0.90%
79	01-Jun-02	1 - 143-	401.01	0.37%	397.92	1.0078	3.08	0.78%
80	01-Jun-02	1 - 143-	402.86	0.37%	397.92	1.0124	4.93	1.24%
81	01-Jun-02	1 - 143-	394.49	0.43%	397.92	0.9914	-3.44	-0.86%
82	01-Jun-02	1 - 143-	396.31	0.43%	397.92	0.9959	-1.62	-0.41%
83	01-Jun-02	1 - 143-	394.37	0.47%	397.93	0.9911	-3.56	-0.89%
84	01-Jun-02	1 - 143-	396.19	0.47%	397.93	0.9956	-1.74	-0.44%
85	02-Jun-02	1 - 143-	394.67	0.47%	397.92	0.9918	-3.25	-0.82%
86	02-Jun-02	1 - 143-	394.87	0.47%	397.92	0.9923	-3.05	-0.77%
87	02-Jun-02	1 - 143-	395.19	0.47%	397.92	0.9931	-2.73	-0.69%
88	07-Jun-02	1 - 143-	392.71	0.32%	397.92	0.9869	-5.22	-1.31%
89	08-Jun-02	1 - 143-	391.12	0.32%	397.92	0.9829	-6.80	-1.71%
90	08-Jun-02	1 - 143-	389.99	0.41%	397.93	0.9801	-7.94	-1.99%
91	09-Jun-02	1 - 143-	388.69	0.41%	397.92	0.9768	-9.24	-2.32%
92	29-Jun-02	1 - 143-	396.03	0.35%	397.92	0.9952	-1.89	-0.48%
93	29-Jun-02	1 - 143-	405.09	0.46%	397.92	1.0180	7.17	1.80%
94	01-Jul-02	1 - 143-	404.43	0.46%	397.92	1.0164	6.51	1.64%
95	06-Jul-02	1 - 143-	397.50	0.72%	397.92	0.9989	-0.42	-0.11%
96	06-Jul-02	1 - 143-	394.68	0.72%	397.92	0.9919	-3.24	-0.81%
97	07-Jul-02	1 - 143-	398.56	0.52%	397.92	1.0016	0.64	0.16%
98	08-Jul-02	1 - 143-	399.30	0.52%	397.92	1.0035	1.38	0.35%
99	09-Jul-02	1 - 143-	396.71	0.52%	397.92	0.9970	-1.21	-0.30%
100	09-Jul-02	1 - 143-	401.58	0.52%	397.92	1.0092	3.66	0.92%
101	12-Aug-02	1 - 143-	392.05	0.41%	397.92	0.9852	-5.87	-1.48%
102	12-Aug-02	1 - 143-	395.25	0.41%	397.92	0.9933	-2.67	-0.67%
103	31-Oct-02	1 - 143-	391.51	0.45%	397.91	0.9839	-6.40	-1.61%
104	31-Oct-02	1 - 143-	392.28	0.45%	397.91	0.9859	-5.63	-1.41%
105	31-Oct-02	1 - 143-	394.09	0.27%	397.91	0.9904	-3.82	-0.96%
106	31-Oct-02	1 - 143-	394.86	0.27%	397.91	0.9923	-3.05	-0.77%
107	04-Nov-02	1 - 143-	397.25	0.42%	397.91	0.9983	-0.66	-0.17%
108	04-Nov-02	1 - 143-	400.92	0.42%	397.91	1.0076	3.01	0.76%
109	04-Nov-02	1 - 143-	395.38	0.42%	397.91	0.9936	-2.53	-0.64%
110	04-Nov-02	1 - 143-	399.03	0.42%	397.91	1.0028	1.12	0.28%
111	05-Nov-02	1 - 143-	396.31	0.42%	397.91	0.9960	-1.60	-0.40%
112	05-Nov-02	1 - 143-	394.44	0.42%	397.91	0.9913	-3.47	-0.87%
113	05-Nov-02	1 - 143-	400.91	0.58%	397.91	1.0075	2.99	0.75%
114	06-Nov-02	1 - 143-	400.12	0.42%	397.91	1.0056	2.21	0.56%
115	06-Nov-02	1 - 143-	403.87	0.42%	397.91	1.0150	5.97	1.50%
116	06-Nov-02	1 - 143-	398.23	0.42%	397.91	1.0008	0.33	0.08%

Pu MASS DATA
Calendar Year 2002

117	06-Nov-02	1 - 143-	401.97	0.42%	397.91	1.0102	4.07	1.02%
118	06-Nov-02	1 - 143-	404.76	0.58%	397.91	1.0172	6.85	1.72%
119	06-Nov-02	1 - 143-	408.56	0.58%	397.91	1.0268	10.65	2.68%
120	21-Nov-02	1 - 143-	400.27	0.41%	397.91	1.0059	2.36	0.59%
121	21-Nov-02	1 - 143-	400.81	0.41%	397.91	1.0073	2.90	0.73%
122	22-Nov-02	1 - 143-	399.90	0.41%	397.91	1.0050	1.99	0.50%
123	22-Nov-02	1 - 143-	400.27	0.41%	397.91	1.0059	2.37	0.59%
124	22-Nov-02	1 - 143-	399.21	0.41%	397.91	1.0033	1.30	0.33%
125	23-Nov-02	1 - 143-	398.98	0.41%	397.91	1.0027	1.07	0.27%
126	23-Nov-02	1 - 143-	399.73	0.41%	397.91	1.0046	1.82	0.46%
127	23-Nov-02	1 - 143-	399.90	0.41%	397.91	1.0050	1.99	0.50%
128	26-Nov-02	1 - 143-	397.12	0.31%	397.91	0.9980	-0.79	-0.20%
129	26-Nov-02	1 - 143-	397.26	0.31%	397.91	0.9984	-0.65	-0.16%
130	27-Nov-02	1 - 143-	395.98	0.31%	397.91	0.9951	-1.93	-0.49%
131	27-Nov-02	1 - 143-	396.63	0.31%	397.91	0.9968	-1.28	-0.32%
132	27-Nov-02	1 - 143-	394.45	0.31%	397.91	0.9913	-3.45	-0.87%
133	27-Nov-02	1 - 143-	395.58	0.31%	397.91	0.9941	-2.33	-0.59%
134	28-Nov-02	1 - 143-	395.96	0.31%	397.90	0.9951	-1.94	-0.49%
135	28-Nov-02	1 - 143-	396.43	0.31%	397.90	0.9963	-1.48	-0.37%
136	28-Nov-02	1 - 143-	395.51	0.31%	397.90	0.9940	-2.39	-0.60%
137	28-Nov-02	1 - 143-	396.88	0.31%	397.90	0.9974	-1.03	-0.26%
138	30-Nov-02	1 - 143-	393.54	0.33%	397.91	0.9890	-4.36	-1.10%
139	01-Dec-02	1 - 143-	394.36	0.33%	397.91	0.9911	-3.55	-0.89%
140	01-Dec-02	1 - 143-	392.07	0.33%	397.91	0.9853	-5.83	-1.47%
141	02-Dec-02	1 - 143-	390.61	0.33%	397.90	0.9817	-7.29	-1.83%
142	10-Dec-02	1 - 143-	393.35	0.46%	397.91	0.9885	-4.56	-1.15%
143	11-Dec-02	1 - 143-	390.26	0.46%	397.90	0.9808	-7.64	-1.92%
144	11-Dec-02	1 - 143-	391.80	0.46%	397.90	0.9847	-6.10	-1.53%
145	12-Dec-02	1 - 143-	391.25	0.46%	397.90	0.9833	-6.65	-1.67%
146	12-Dec-02	1 - 143-	393.83	0.46%	397.90	0.9898	-4.07	-1.02%
147	13-Dec-02	1 - 143-	398.06	0.32%	397.91	1.0004	0.15	0.04%
148	13-Dec-02	1 - 143-	397.42	0.32%	397.91	0.9988	-0.49	-0.12%
149	13-Dec-02	1 - 143-	397.78	0.32%	397.91	0.9997	-0.13	-0.03%
150	14-Dec-02	1 - 143-	398.41	0.32%	397.91	1.0013	0.51	0.13%
151	14-Dec-02	1 - 143-	398.20	0.32%	397.91	1.0007	0.29	0.07%
152	15-Dec-02	1 - 143-	398.51	0.32%	397.90	1.0015	0.61	0.15%
153	30-Dec-02	1 - 143-	398.12	0.53%	397.91	1.0006	0.22	0.06%
154	30-Dec-02	1 - 143-	398.11	0.53%	397.91	1.0005	0.20	0.05%
155	31-Dec-02	1 - 143-	397.61	0.53%	397.90	0.9993	-0.29	-0.07%
156	31-Dec-02	1 - 143-	398.28	0.53%	397.90	1.0009	0.38	0.09%

Statistical outliers are in **bold**,
and are not included in graphs
and tables.

RESULTS OF ANALYSIS OF POWER DATA

1st QUARTER 2002 Calex 1

	HANFORD	LLNL	LANL	RFAL	SRS
Mean Error (mW)	0.003	0.953	-0.016	0.843	1.421
Standard Deviation (mW)	5.964	2.449	2.044	1.039	6.745
Uncertainty in the Mean (mW)	1.008	0.707	0.647	0.329	1.252
Mean Error (%)	0.00%	0.09%	0.00%	0.08%	0.14%
Standard Deviation (%)	0.58%	0.24%	0.20%	0.10%	0.66%
Uncertainty in the Mean (%)	0.10%	0.07%	0.06%	0.03%	0.12%
Number of Data Points	35	12	10	10	29

Difference from Last Quarter in:

Mean Error (mW)	2.058	0.787	-0.675	0.066	3.388
Standard Deviation (mW)	1.902	1.515	1.668	-0.587	-5.734
Uncertainty in the Mean (mW)	-0.119	0.377	0.380	-0.010	-1.471
Mean Error (%)	0.20%	0.08%	-0.07%	0.01%	0.33%
Standard Deviation (%)	0.19%	0.15%	0.16%	-0.06%	-0.56%
Uncertainty in the Mean (%)	-0.01%	0.04%	0.04%	0.00%	-0.14%
Number of Data Points	22	4	8	-13	8

RESULTS OF ANALYSIS OF POWER DATA
2nd QUARTER 2002 Calex 1

	HANFORD	LLNL	LANL	RFAL	SRS
Mean Error (mW)	0.578	0.117	1.521	0.352	0.169
Standard Deviation (mW)	6.044	2.265	2.041	1.192	10.723
Uncertainty in the Mean (mW)	1.466	0.683	0.615	0.234	2.340
Mean Error (%)	0.06%	0.01%	0.15%	0.03%	0.02%
Standard Deviation (%)	0.59%	0.22%	0.20%	0.12%	1.05%
Uncertainty in the Mean (%)	0.14%	0.07%	0.06%	0.02%	0.23%
Number of Data Points	17	11	11	26	21

Difference from Last Quarter in:

Mean Error (mW)	0.575	-0.835	1.537	-0.492	-1.251
Standard Deviation (mW)	0.079	-0.184	-0.004	0.153	3.978
Uncertainty in the Mean (mW)	0.458	-0.024	-0.031	-0.095	1.087
Mean Error (%)	0.06%	-0.08%	0.15%	-0.05%	-0.12%
Standard Deviation (%)	0.01%	-0.02%	0.00%	0.01%	0.39%
Uncertainty in the Mean (%)	0.04%	0.00%	0.00%	-0.01%	0.11%
Number of Data Points	-18	-1	1	16	-8

RESULTS OF ANALYSIS OF POWER DATA
3rd QUARTER 2002 Calex 1

	HANFORD	LLNL	LANL	RFAL	SRS
Mean Error (mW)	-4.751	-0.299	-0.723	0.765	4.476
Standard Deviation (mW)	4.717	1.724	1.439	1.833	8.283
Uncertainty in the Mean (mW)	1.783	0.461	0.587	0.611	3.704
Mean Error (%)	-0.46%	-0.03%	-0.07%	0.07%	0.44%
Standard Deviation (%)	0.46%	0.17%	0.14%	0.18%	0.81%
Uncertainty in the Mean (%)	0.17%	0.05%	0.06%	0.06%	0.36%
Number of Data Points	7	14	6	9	5

Difference from Last Quarter in:

Mean Error (mW)	-5.329	-0.417	-2.244	0.413	4.307
Standard Deviation (mW)	-1.326	-0.541	-0.602	0.641	-2.440
Uncertainty in the Mean (mW)	0.317	-0.222	-0.028	0.377	1.364
Mean Error (%)	-0.52%	-0.04%	-0.22%	0.04%	0.42%
Standard Deviation (%)	-0.13%	-0.05%	-0.06%	0.06%	-0.24%
Uncertainty in the Mean (%)	0.03%	-0.02%	0.00%	0.04%	0.13%
Number of Data Points	-10	3	-5	-17	-16

RESULTS OF ANALYSIS OF POWER DATA 4th QUARTER 2002 Calex 1

	HANFORD	LLNL	LANL	RFAL	SRS
Mean Error (mW)	-1.024	-0.437	-0.481	1.027	-9.556
Standard Deviation (mW)	3.762	2.981	1.490	1.360	10.647
Uncertainty in the Mean (mW)	1.005	0.994	0.563	0.481	2.749
Mean Error (%)	-0.10%	-0.04%	-0.05%	0.10%	-0.93%
Standard Deviation (%)	0.37%	0.29%	0.15%	0.13%	1.04%
Uncertainty in the Mean (%)	0.10%	0.10%	0.06%	0.05%	0.27%
Number of Data Points	14	9	7	8	15

Difference from Last Quarter in:

Mean Error (mW)	3.726	-0.138	0.242	0.262	-14.03
Standard Deviation (mW)	-0.956	1.258	0.051	-0.472	2.364
Uncertainty in the Mean (mW)	-0.778	0.533	-0.024	-0.130	-0.955
Mean Error (%)	0.36%	-0.01%	0.02%	0.03%	-1.37%
Standard Deviation (%)	-0.09%	0.12%	0.00%	-0.05%	0.23%
Uncertainty in the Mean (%)	-0.08%	0.05%	0.00%	-0.01%	-0.09%
Number of Data Points	7	-5	1	-1	10

RESULTS OF ANALYSIS OF POWER DATA

2nd QUARTER 2002 Calex 2

	HANFORD	LLNL	LANL	RFAL	SRS
Mean Error (mW)	****	-17.03	****	****	****
Standard Deviation (mW)	****	14.911	****	****	****
Uncertainty in the Mean (mW)	****	0.796	****	****	****
Mean Error (%)	****	-0.25%	****	****	****
Standard Deviation (%)	****	0.22%	****	****	****
Uncertainty in the Mean (%)	****	0.01%	****	****	****
Number of Data Points	****	8	****	****	****

Difference from Last Quarter in:

Mean Error (mW)	****	****	****	****	****
Standard Deviation (mW)	****	****	****	****	****
Uncertainty in the Mean (mW)	****	****	****	****	****
Mean Error (%)	****	****	****	****	****
Standard Deviation (%)	****	****	****	****	****
Uncertainty in the Mean (%)	****	****	****	****	****
Number of Data Points	0	8	0	0	0

RESULTS OF ANALYSIS OF POWER DATA
 3rd QUARTER 2002 Calex 2

	HANFORD	LLNL	LANL	RFAL	SRS
Mean Error (mW)	****	-12.54	****	****	****
Standard Deviation (mW)	****	18.541	****	****	****
Uncertainty in the Mean (mW)	****	0.747	****	****	****
Mean Error (%)	****	-0.19%	****	****	****
Standard Deviation (%)	****	0.28%	****	****	****
Uncertainty in the Mean (%)	****	0.01%	****	****	****
Number of Data Points	****	8	****	****	****

Difference from Last Quarter in:

Mean Error (mW)	****	4.494	****	****	****
Standard Deviation (mW)	****	3.630	****	****	****
Uncertainty in the Mean (mW)	****	-0.049	****	****	****
Mean Error (%)	****	0.07%	****	****	****
Standard Deviation (%)	****	0.05%	****	****	****
Uncertainty in the Mean (%)	****	0.00%	****	****	****
Number of Data Points	0	0	0	0	0

RESULTS OF ANALYSIS OF POWER DATA

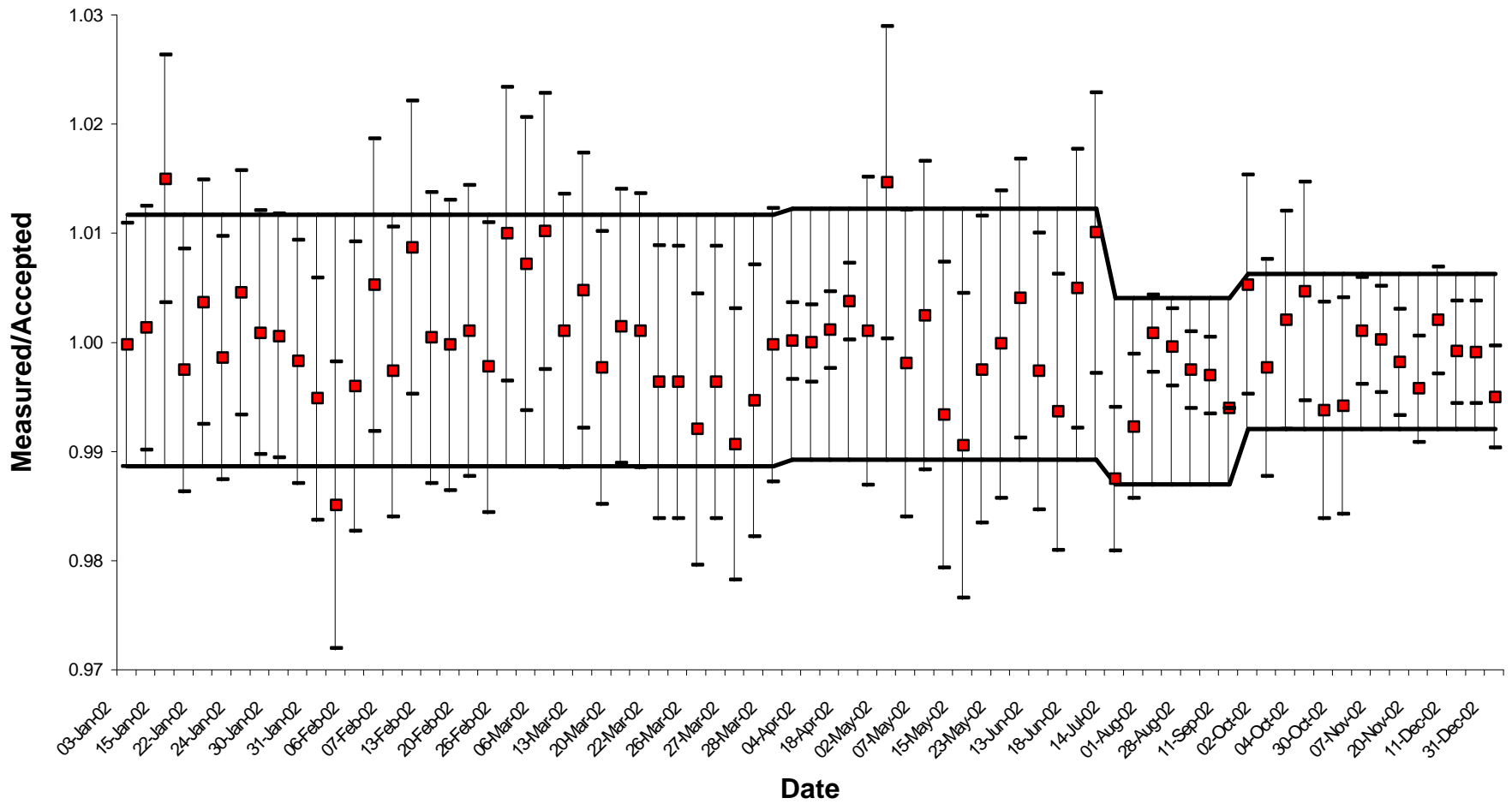
4th QUARTER 2002 Calex 2

	HANFORD	LLNL	LANL	RFAL	SRS
Mean Error (mW)	****	-3.141	****	****	****
Standard Deviation (mW)	****	13.340	****	****	****
Uncertainty in the Mean (mW)	****	0.795	****	****	****
Mean Error (%)	****	-0.05%	****	****	****
Standard Deviation (%)	****	0.20%	****	****	****
Uncertainty in the Mean (%)	****	0.01%	****	****	****
Number of Data Points	****	6	****	****	****

Difference from Last Quarter in:

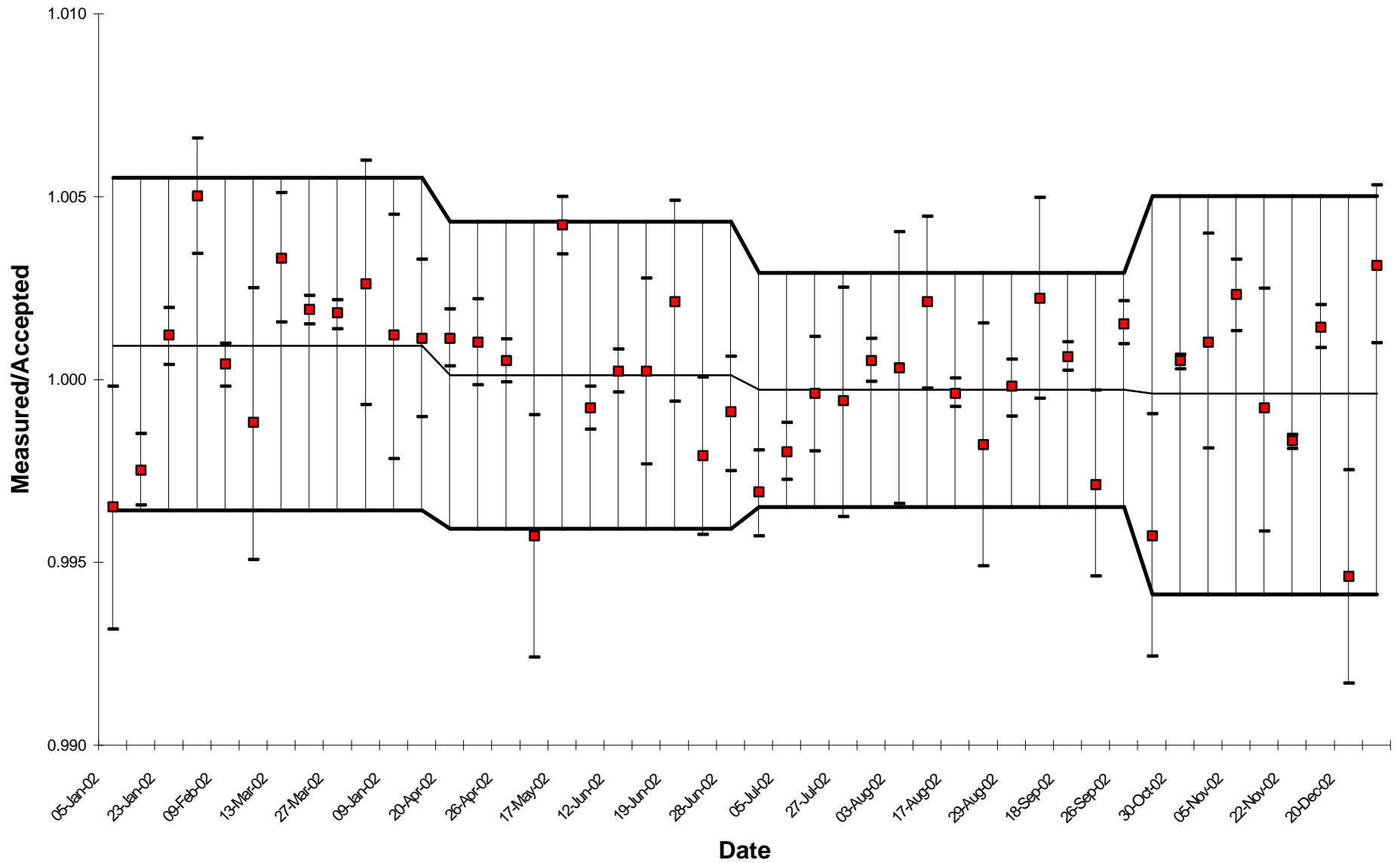
Mean Error (mW)	****	9.398	****	****	****
Standard Deviation (mW)	****	-5.201	****	****	****
Uncertainty in the Mean (mW)	****	0.049	****	****	****
Mean Error (%)	****	0.14%	****	****	****
Standard Deviation (%)	****	-0.08%	****	****	****
Uncertainty in the Mean (%)	****	0.00%	****	****	****
Number of Data Points	0	-2	0	0	0

HANFORD POWER DATA 1st Quarter 2002 - 4th Quarter 2002



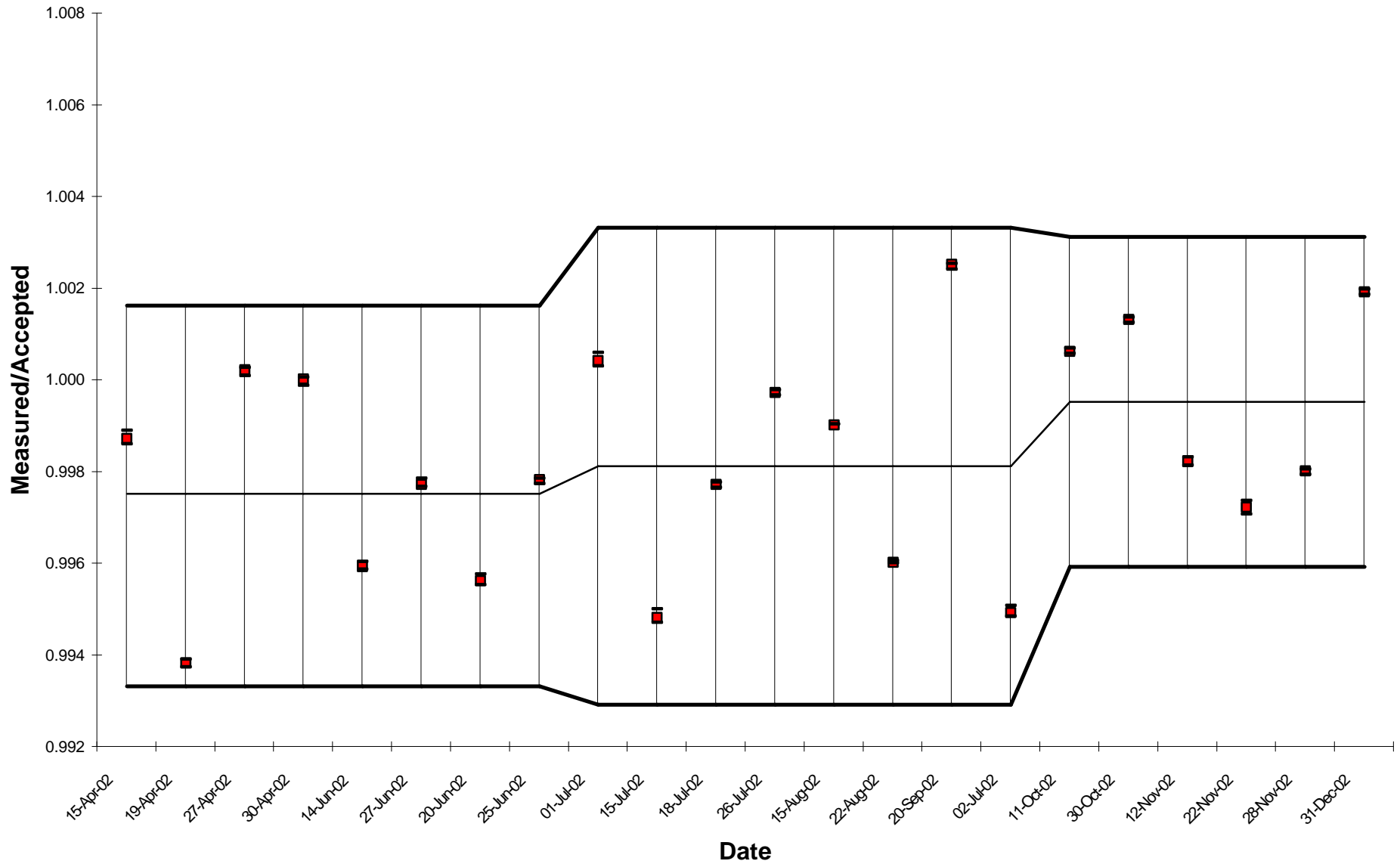
All standard deviation and uncertainty limits are at two sigma.

**LAWRENCE LIVERMORE
CALEX 1 POWER DATA
1st Quarter 2002 - 4th Quarter 2002**



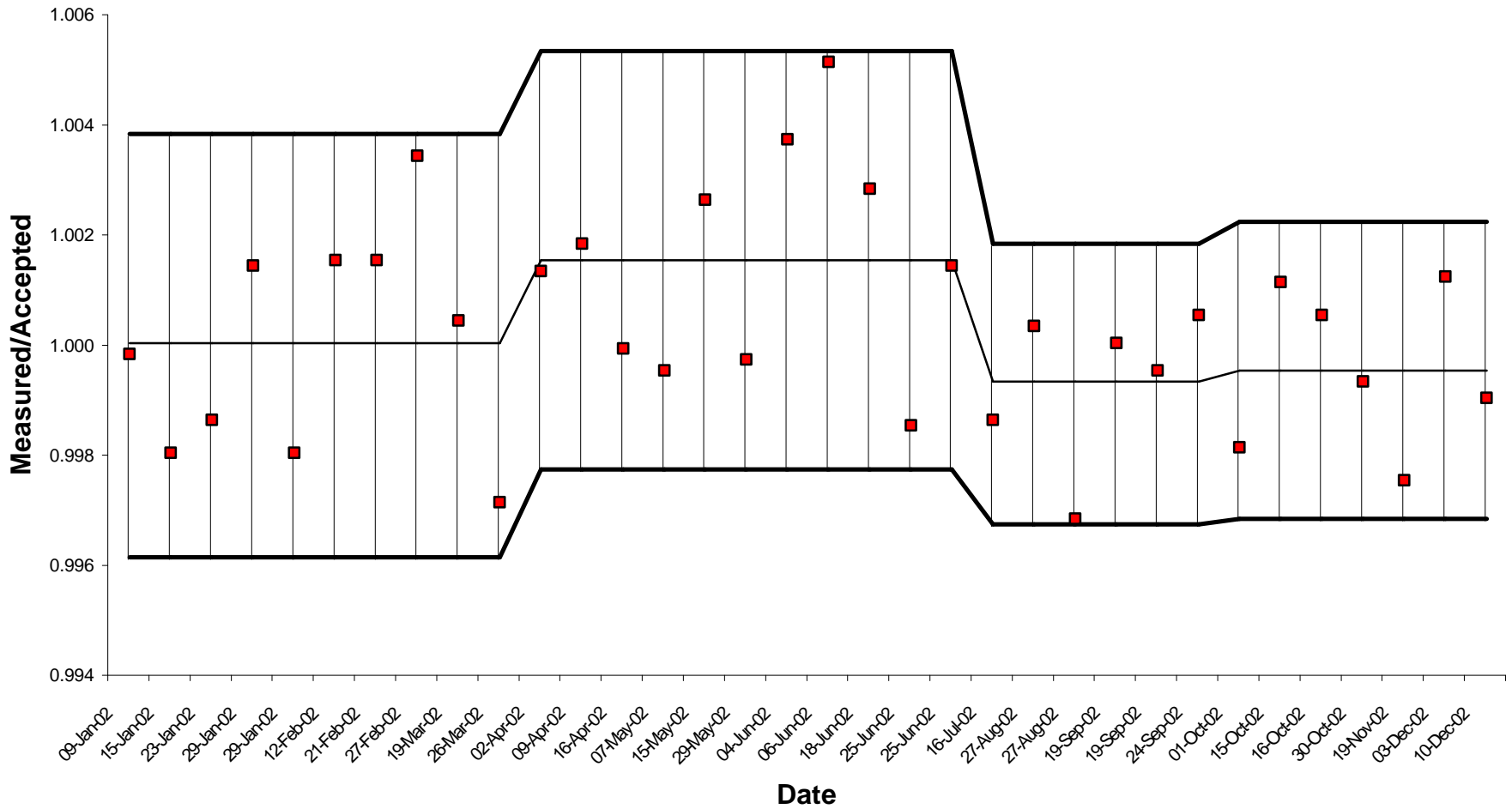
All standard deviation and uncertainty limits are at two-sigma.

**LAWRENCE LIVERMORE
CALEX 2 POWER DATA
1st Quarter 2002 - 4th Quarter 2002**



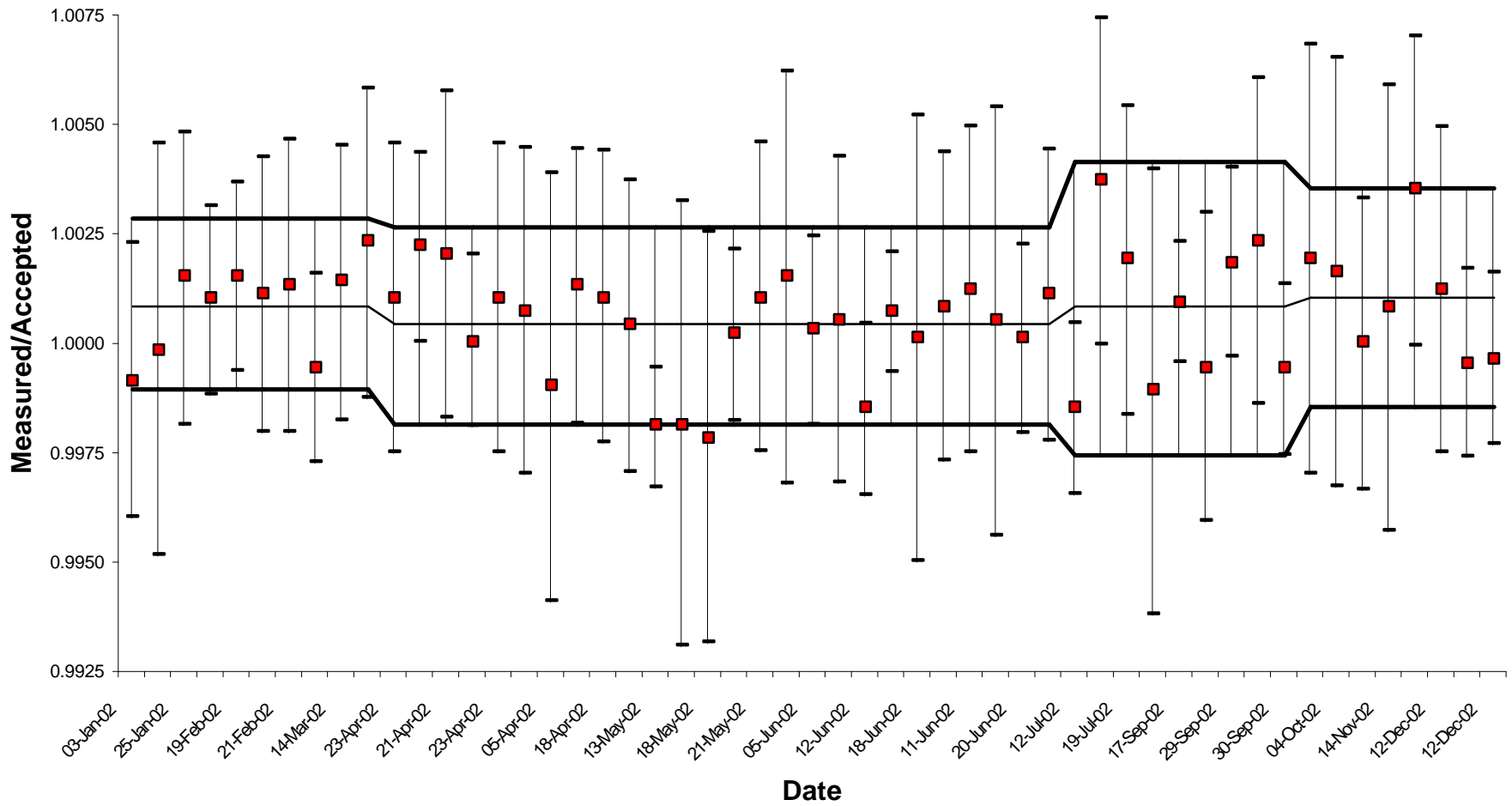
All standard deviation and uncertainty limits are at two-sigma.

LOS ALAMOS POWER DATA 1st Quarter 2002 - 4th Quarter 2002



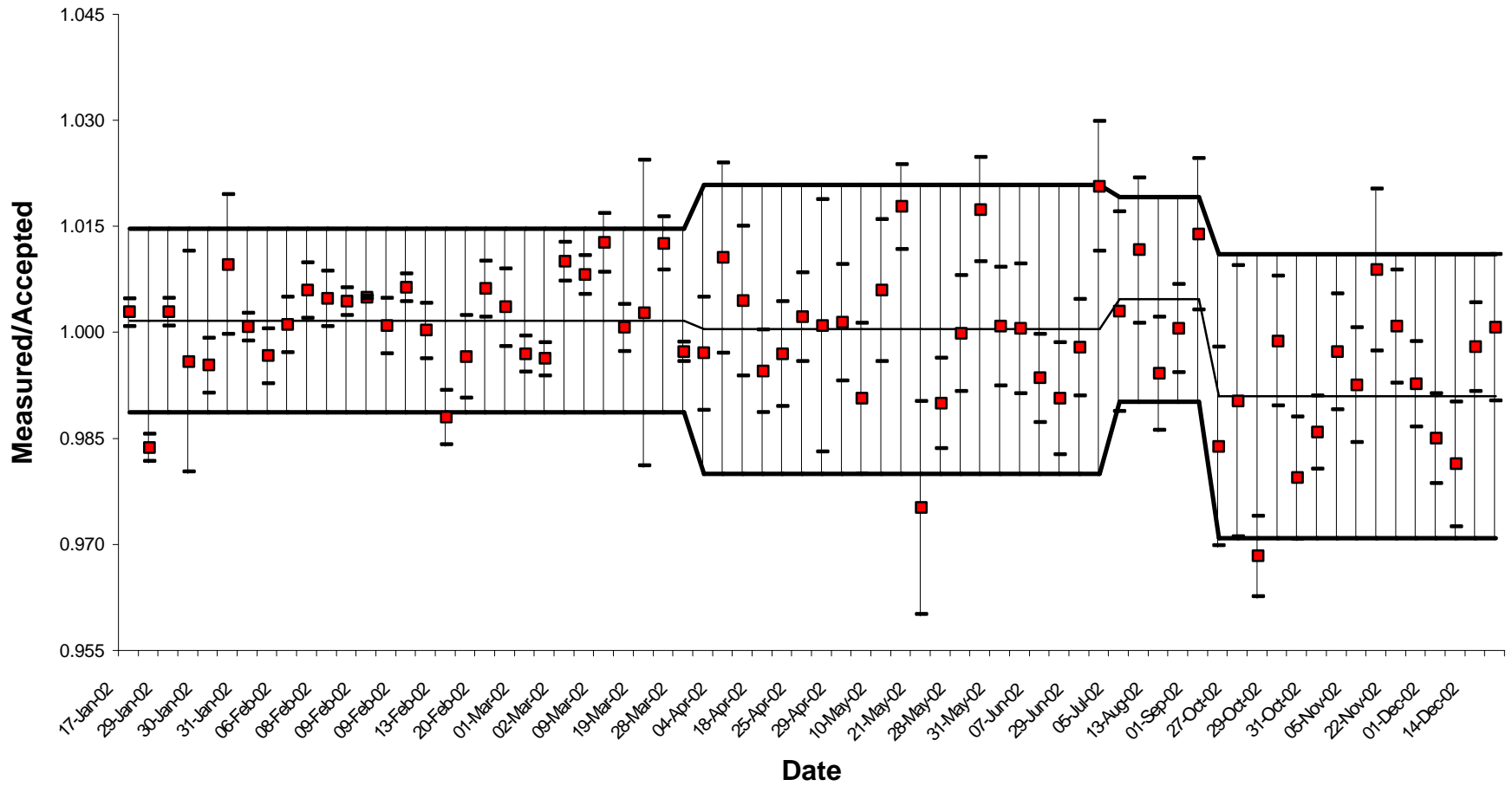
All standard deviation and uncertainty limits are at two sigma.

**ROCKY FLATS - ANALYTICAL LAB
POWER DATA
1st Quarter 2002 - 4th Quarter 2002**



All standard deviation and uncertainty limits are at two sigma.

**SAVANNAH RIVER SITE
POWER DATA
1st Quarter 2002 - 4th Quarter 2002**



All standard deviation and uncertainty limits are at two sigma.

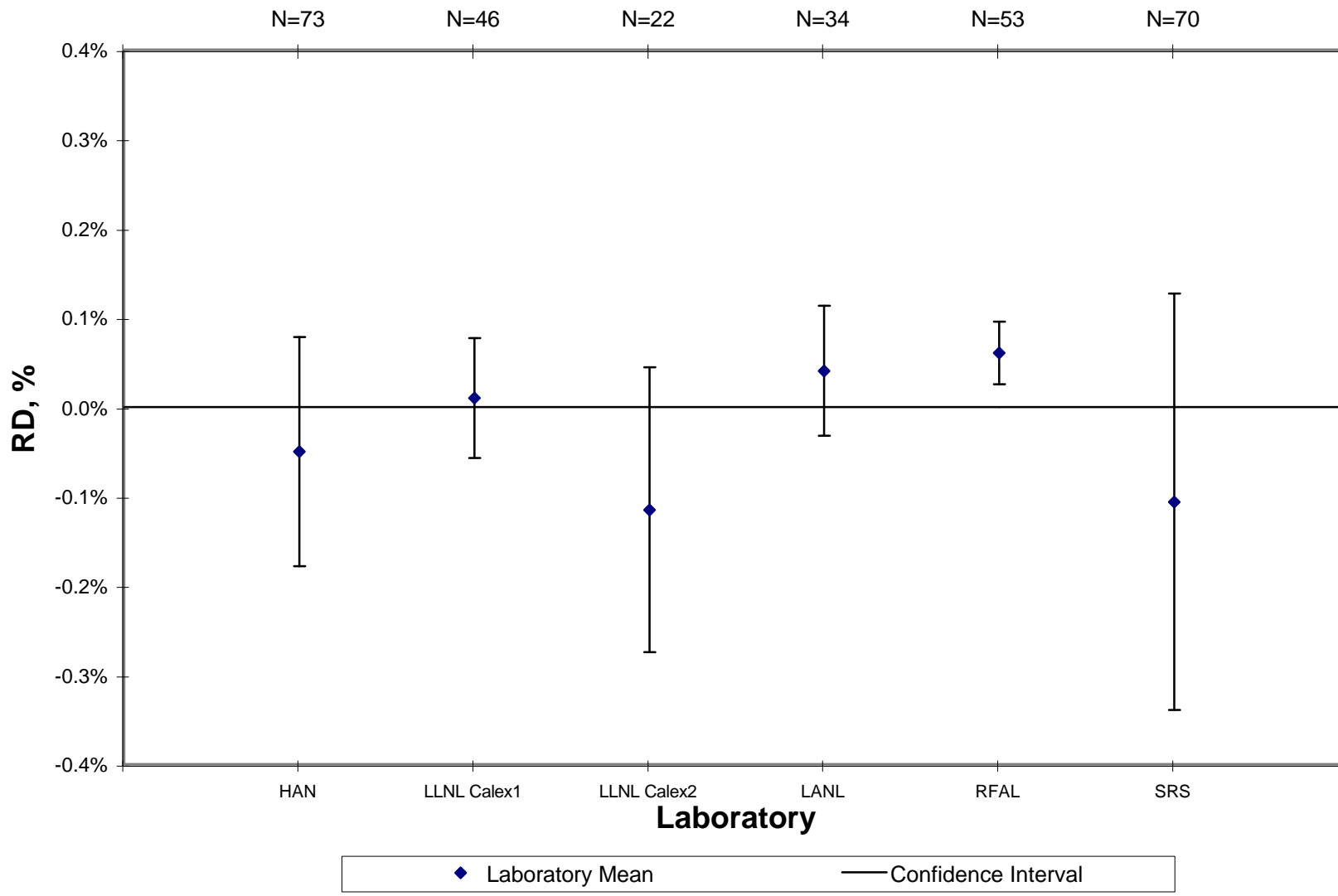
RESULTS OF ANALYSIS OF POWER DATA:Calex 1 2002

	HANFORD	LLNL	LANL	RFAL	SRS
Mean Error (mW)	-0.516	0.100	0.261	0.616	-1.089
Standard Deviation (mW)	5.615	2.312	1.991	1.308	9.986
Uncertainty in the Mean (mW)	0.657	0.341	0.341	0.180	1.194
Mean Error (%)	-0.05%	0.01%	0.03%	0.06%	-0.11%
Standard Deviation (%)	0.55%	0.23%	0.19%	0.13%	0.98%
Uncertainty in the Mean (%)	0.06%	0.03%	0.03%	0.02%	0.12%
Number of Data Points	73	46	34	53	70
Number of Outliers	0	0	1	0	0
Difference from Last Year in:					
Mean Error (mW)	-0.131	0.490	-1.428	0.128	5.101
Standard Deviation (mW)	1.728	-0.511	-0.588	-0.384	-0.729
Uncertainty in the Mean (mW)	0.164	-0.136	-0.235	-0.067	-0.522
Mean Error (%)	-0.01%	0.05%	-0.14%	0.01%	0.50%
Standard Deviation (%)	0.17%	-0.05%	-0.06%	-0.04%	-0.07%
Uncertainty in the Mean (%)	0.02%	-0.01%	-0.02%	-0.01%	-0.05%
Number of Data Points	11	11	14	6	31
Number of Outliers	-4	0	1	-1	0

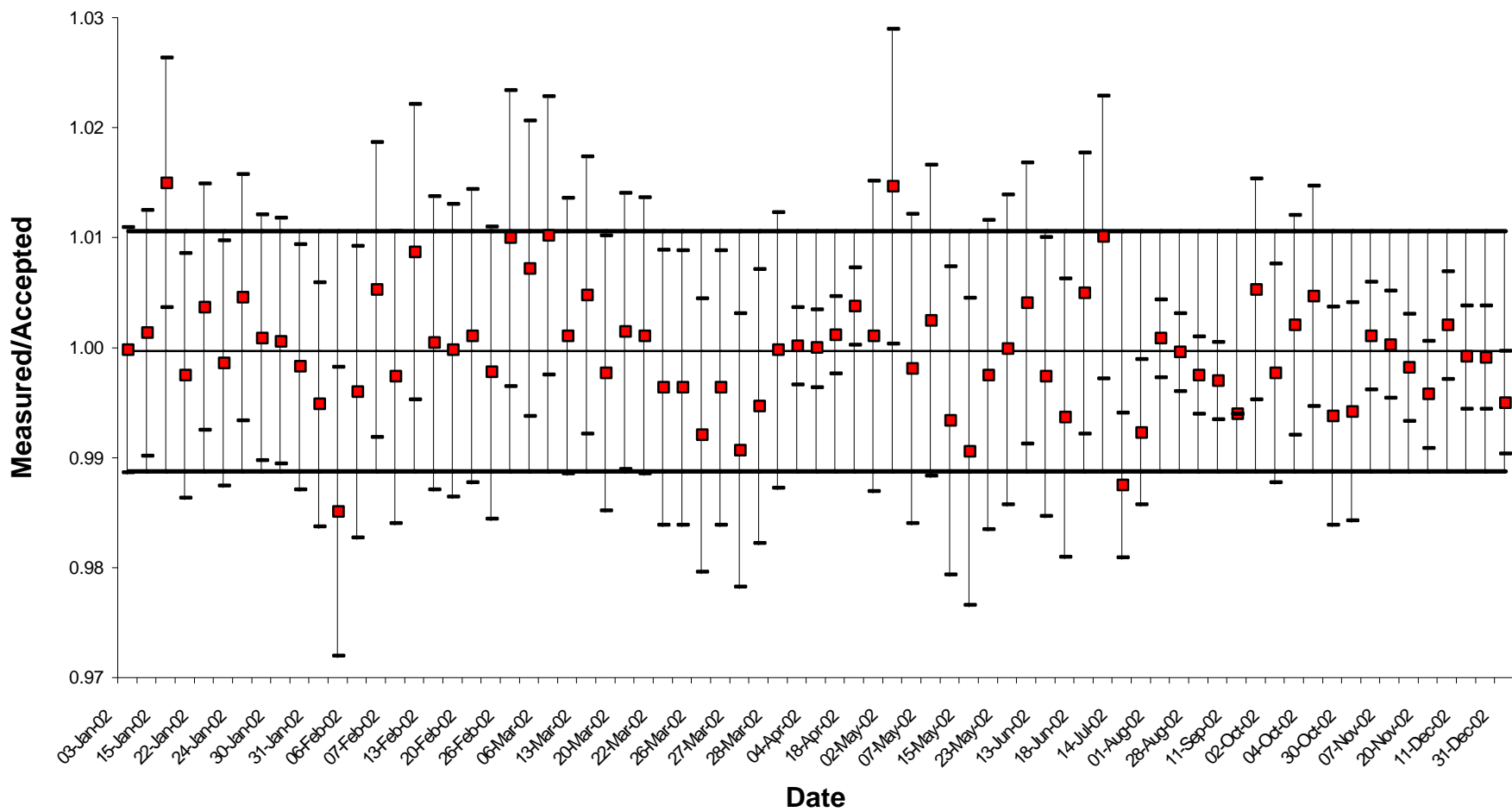
RESULTS OF ANALYSIS OF POWER DATA:Calex 2 2002

	HANFORD	LLNL	LANL	RFAL	SRS
Mean Error (mW)	****	-11.61	****	****	****
Standard Deviation (mW)	****	16.220	****	****	****
Uncertainty in the Mean (mW)	****	3.458	****	****	****
Mean Error (%)	****	-0.17%	****	****	****
Standard Deviation (%)	****	0.24%	****	****	****
Uncertainty in the Mean (%)	****	0.05%	****	****	****
Number of Data Points	****	22	****	****	****
Number of Outliers	****	1	****	****	****
Difference from Last Year in:					
Mean Error (mW)	N/A	****	****	****	****
Standard Deviation (mW)	****	****	****	****	****
Uncertainty in the Mean (mW)	N/A	****	****	****	****
Mean Error (%)	N/A	****	****	****	****
Standard Deviation (%)	N/A	****	****	****	****
Uncertainty in the Mean (%)	N/A	****	****	****	****
Number of Data Points	0	22	0	0	0
Number of Outliers	0	1	0	0	0

New Brunswick Laboratory Calorimetry Exchange Program Power, 2002

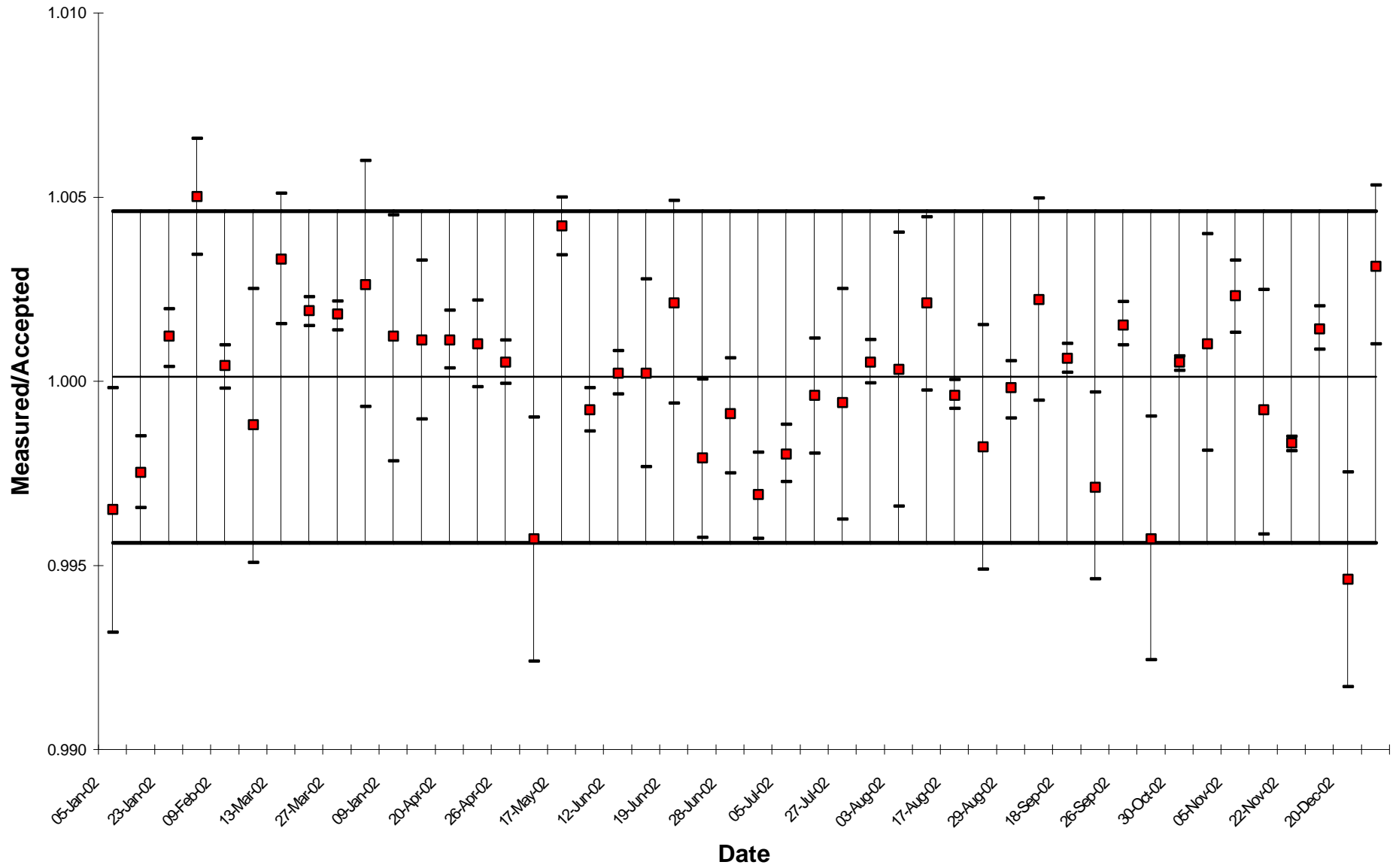


HANFORD POWER DATA 2002



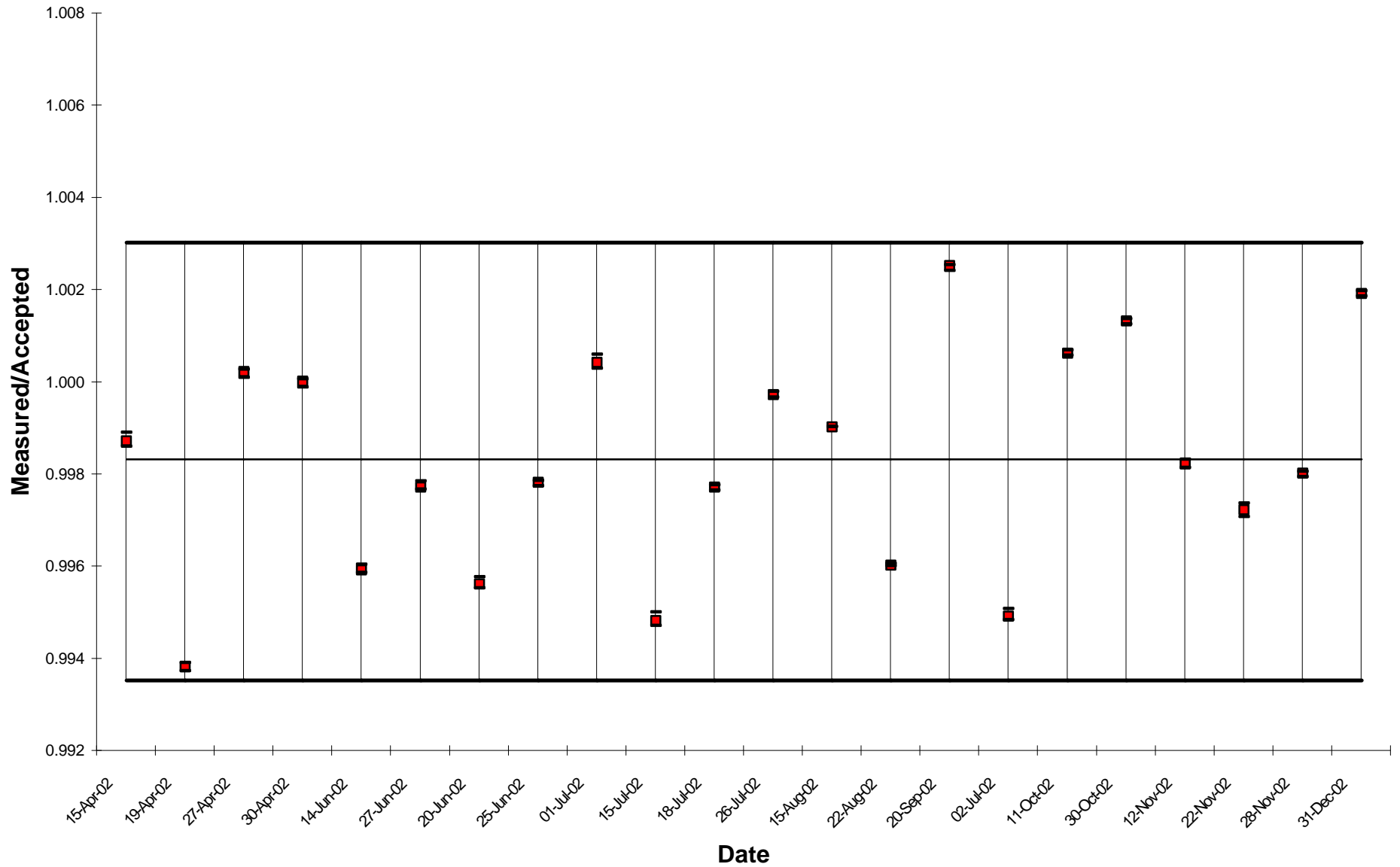
All standard deviation and uncertainty limits are at two sigma.

**LAWRENCE LIVERMORE
CALEX 1 POWER DATA
2002**



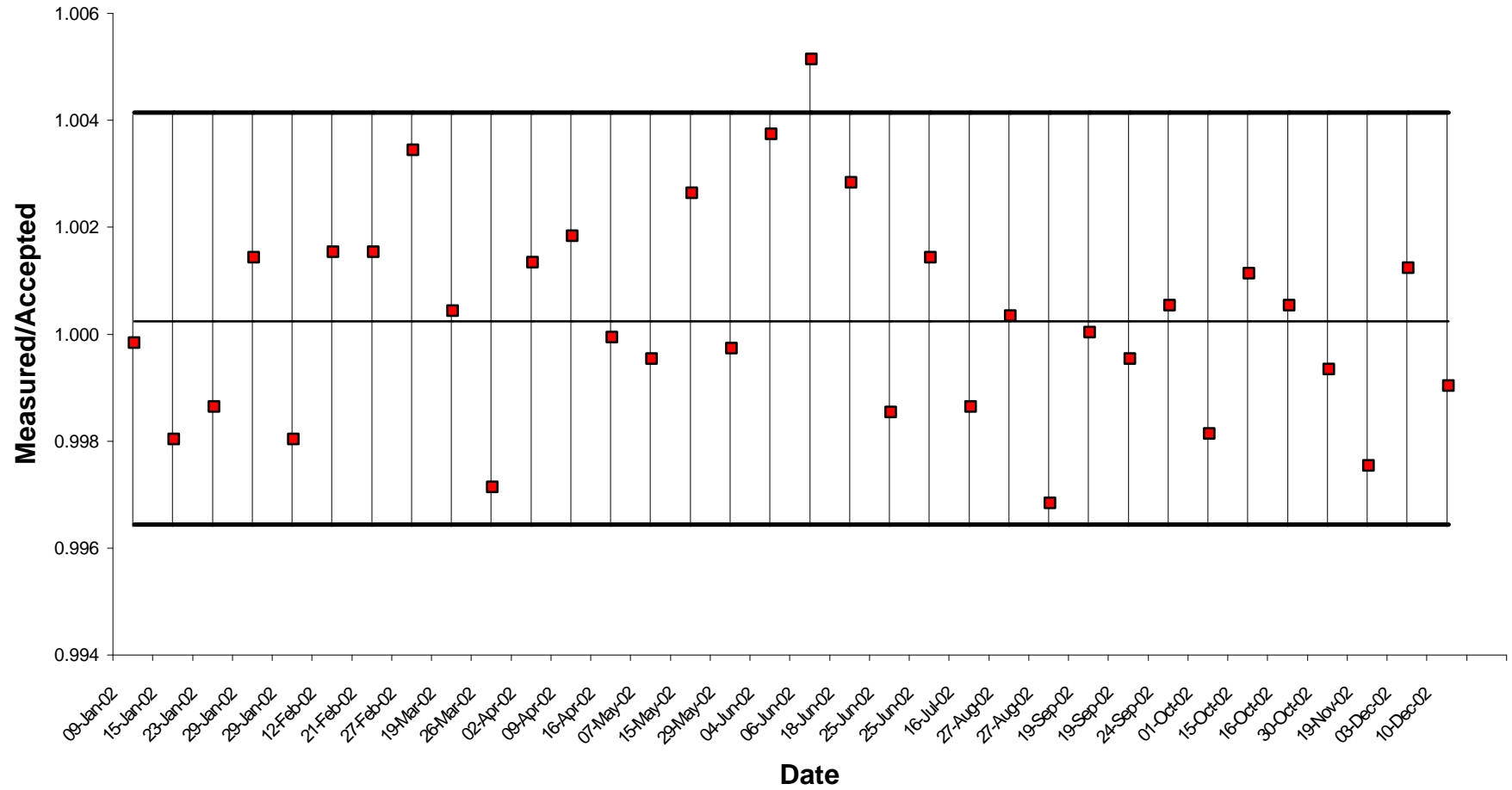
All standard deviation and uncertainty limits are at two-sigma.

**LAWRENCE LIVERMORE
CALEX 2 POWER DATA
2002**



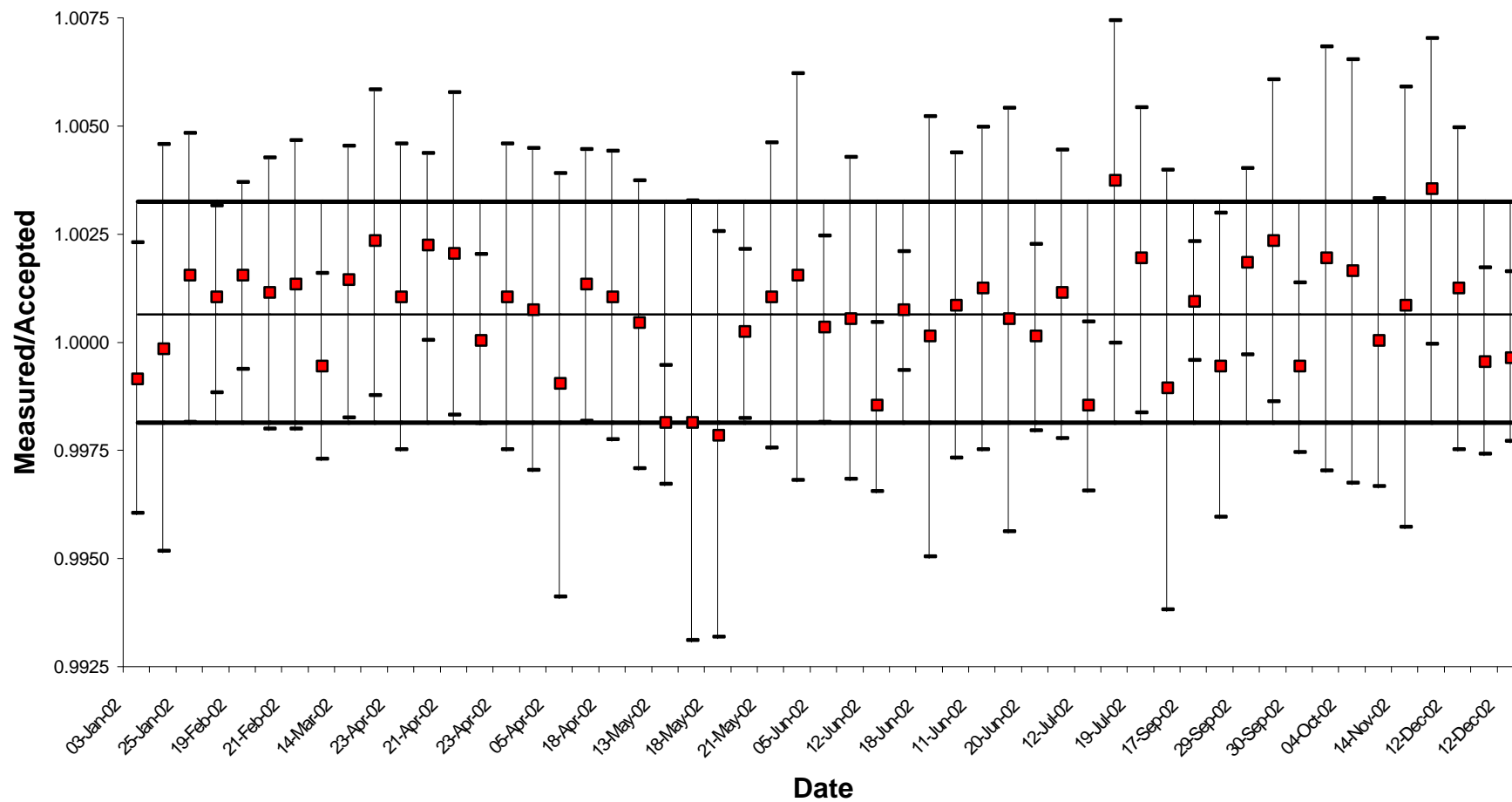
All standard deviation and uncertainty limits are at two-sigma.

LOS ALAMOS POWER DATA 2002



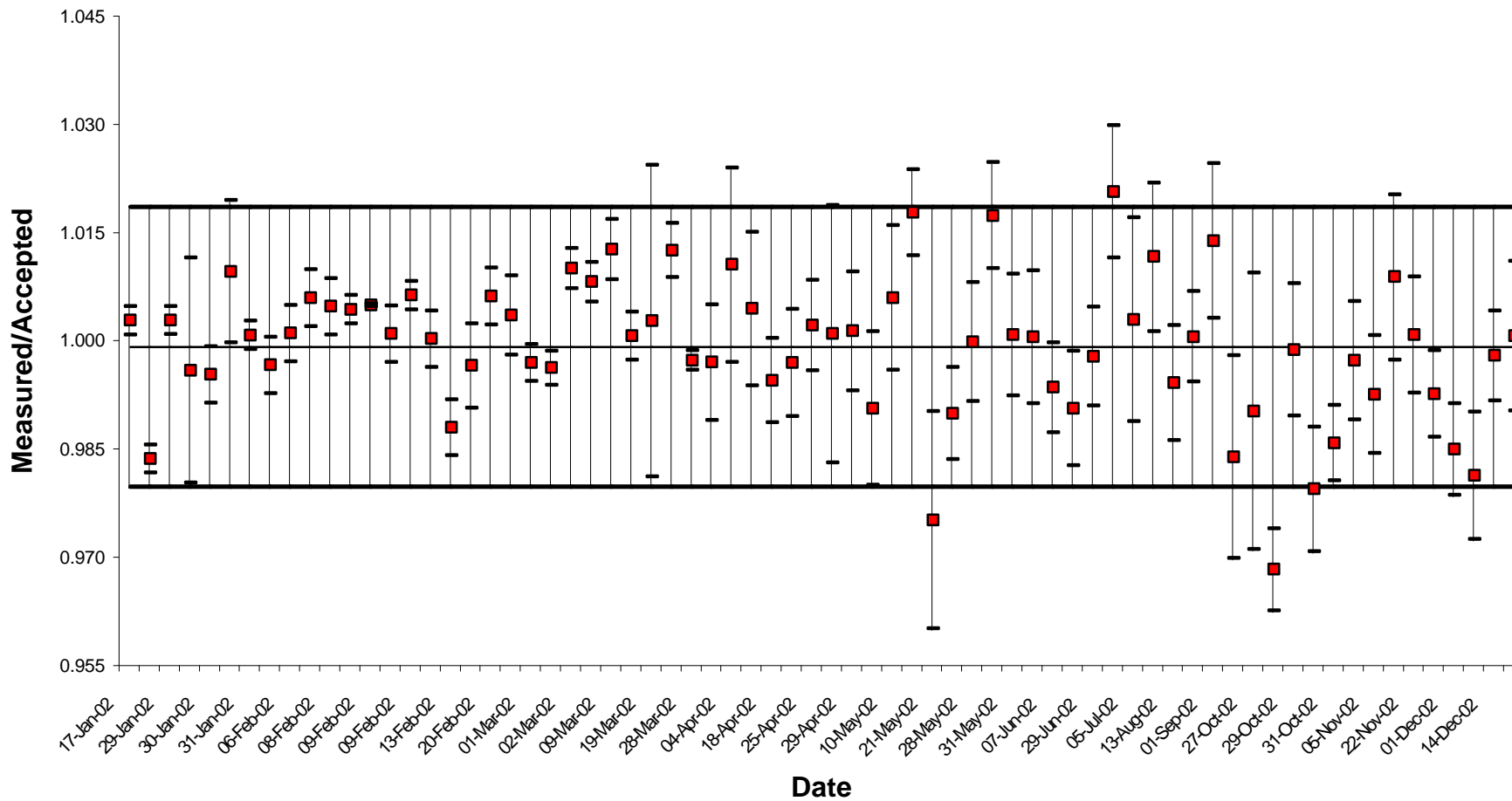
All standard deviation and uncertainty limits are at two sigma.

ROCKY FLATS - ANALYTICAL LAB POWER DATA 2002



All standard deviation and uncertainty limits are at two sigma.

SAVANNAH RIVER SITE POWER DATA 2002



All standard deviation and uncertainty limits are at two sigma.

CALORIMETER DATA
Calendar Year 2002

HANFORD

#	Date Measured	Instr. ID	Measured Watts	Uncert. 1 STD	Accepted Watts	Ratio M/A	mW Error	Percent Error
1	03-Jan-02	7	1.0203	0.57%	1.0207	1.000	0.00	-0.04%
2	09-Jan-02	6	1.0219	0.57%	1.0207	1.001	0.00	0.12%
3	15-Jan-02	10	1.0359	0.57%	1.0208	1.015	0.02	1.48%
4	16-Jan-02	7	1.0180	0.57%	1.0208	0.997	0.00	-0.27%
5	22-Jan-02	6	1.0244	0.57%	1.0208	1.004	0.00	0.35%
6	23-Jan-02	10	1.0192	0.57%	1.0208	0.998	0.00	-0.16%
7	24-Jan-02	9	1.0253	0.57%	1.0208	1.004	0.00	0.44%
8	29-Jan-02	9	1.0216	0.57%	1.0208	1.001	0.00	0.07%
9	30-Jan-02	10	1.0213	0.57%	1.0209	1.000	0.00	0.04%
10	30-Jan-02	7	1.0189	0.57%	1.0209	0.998	0.00	-0.19%
11	31-Jan-02	8	1.0154	0.57%	1.0209	0.995	-0.01	-0.53%
12	05-Feb-02	7	1.0055	0.68%	1.0209	0.985	-0.02	-1.51%
13	06-Feb-02	7	1.0166	0.68%	1.0209	0.996	0.00	-0.42%
14	07-Feb-02	5	1.0261	0.68%	1.0209	1.005	0.01	0.51%
15	07-Feb-02	8	1.0180	0.68%	1.0209	0.997	0.00	-0.28%
16	08-Feb-02	10	1.0296	0.68%	1.0209	1.009	0.01	0.85%
17	13-Feb-02	9	1.0212	0.68%	1.0209	1.000	0.00	0.03%
18	14-Feb-02	5	1.0205	0.68%	1.0209	1.000	0.00	-0.04%
19	20-Feb-02	9	1.0219	0.68%	1.0210	1.001	0.00	0.09%
20	22-Feb-02	6	1.0185	0.68%	1.0210	0.998	0.00	-0.24%
21	26-Feb-02	10	1.0310	0.68%	1.0210	1.010	0.01	0.98%
22	27-Feb-02	9	1.0282	0.68%	1.0210	1.007	0.01	0.70%
23	06-Mar-02	10	1.0313	0.64%	1.0211	1.010	0.01	1.00%
24	07-Mar-02	10	1.0220	0.64%	1.0211	1.001	0.00	0.09%
25	13-Mar-02	10	1.0258	0.64%	1.0211	1.005	0.00	0.46%
26	14-Mar-02	5	1.0186	0.64%	1.0211	0.998	0.00	-0.25%
27	20-Mar-02	6	1.0225	0.64%	1.0212	1.001	0.00	0.13%
28	21-Mar-02	9	1.0221	0.64%	1.0212	1.001	0.00	0.09%
29	22-Mar-02	10	1.0173	0.64%	1.0212	0.996	0.00	-0.38%
30	25-Mar-02	7	1.0173	0.64%	1.0212	0.996	0.00	-0.38%
31	26-Mar-02	7	1.0129	0.64%	1.0212	0.992	-0.01	-0.81%
32	26-Mar-02	8	1.0173	0.64%	1.0212	0.996	0.00	-0.38%
33	27-Mar-02	8	1.0115	0.64%	1.0212	0.991	-0.01	-0.95%
34	28-Mar-02	8	1.0156	0.64%	1.0212	0.995	-0.01	-0.55%
35	28-Mar-02	8	1.0208	0.64%	1.0212	1.000	0.00	-0.04%
36	02-Apr-02	9	1.0212	0.18%	1.0212	1.000	0.00	0.00%
37	04-Apr-02	7	1.0210	0.18%	1.0212	1.000	0.00	-0.02%
38	11-Apr-02	5	1.0223	0.18%	1.0213	1.001	0.00	0.10%
39	18-Apr-02	6	1.0250	0.18%	1.0213	1.004	0.00	0.36%
40	01-May-02	5	1.0223	0.72%	1.0214	1.001	0.00	0.09%
41	02-May-02	10	1.0362	0.72%	1.0214	1.014	0.01	1.45%
42	03-May-02	9	1.0193	0.72%	1.0214	0.998	0.00	-0.21%
43	07-May-02	6	1.0238	0.72%	1.0215	1.002	0.00	0.23%
44	09-May-02	7	1.0145	0.72%	1.0215	0.993	-0.01	-0.68%

CALORIMETER DATA

Calendar Year 2002

45	15-May-02	8	1.0117	0.72%	1.0215	0.990	-0.01	-0.96%
46	16-May-02	9	1.0188	0.72%	1.0215	0.997	0.00	-0.27%
47	23-May-02	10	1.0212	0.72%	1.0216	1.000	0.00	-0.03%
48	06-Jun-02	5	1.0256	0.65%	1.0216	1.004	0.00	0.39%
49	13-Jun-02	7	1.0188	0.65%	1.0217	0.997	0.00	-0.28%
50	14-Jun-02	9	1.0150	0.65%	1.0217	0.993	-0.01	-0.65%
51	18-Jun-02	8	1.0266	0.65%	1.0217	1.005	0.00	0.48%
52	19-Jun-02	10	1.0318	0.65%	1.0217	1.010	0.01	0.99%
53	14-Jul-02	10	1.0089	0.34%	1.0219	0.987	-0.01	-1.27%
54	24-Jul-02	10	1.0139	0.34%	1.0219	0.992	-0.01	-0.79%
55	01-Aug-02	6	1.0227	0.18%	1.0220	1.001	0.00	0.07%
56	07-Aug-02	5	1.0214	0.18%	1.0220	0.999	0.00	-0.06%
57	28-Aug-02	9	1.0194	0.18%	1.0221	0.997	0.00	-0.27%
58	29-Aug-02	7	1.0189	0.18%	1.0221	0.997	0.00	-0.32%
59	11-Sep-02	8	1.0159	0.00%	1.0222	0.994	-0.01	-0.62%
60	01-Oct-02	10	1.0276	0.51%	1.0223	1.005	0.01	0.51%
61	02-Oct-02	9	1.0198	0.51%	1.0224	0.998	0.00	-0.25%
62	03-Oct-02	5	1.0243	0.51%	1.0224	1.002	0.00	0.19%
63	04-Oct-02	6	1.0270	0.51%	1.0224	1.005	0.00	0.45%
64	10-Oct-02	10	1.0159	0.51%	1.0224	0.994	-0.01	-0.64%
65	30-Oct-02	7	1.0164	0.51%	1.0225	0.994	-0.01	-0.60%
66	06-Nov-02	6	1.0235	0.25%	1.0226	1.001	0.00	0.09%
67	07-Nov-02	9	1.0227	0.25%	1.0226	1.000	0.00	0.01%
68	15-Nov-02	8	1.0206	0.25%	1.0226	0.998	0.00	-0.20%
69	20-Nov-02	7	1.0181	0.25%	1.0226	0.996	0.00	-0.44%
70	26-Nov-02	5	1.0246	0.25%	1.0227	1.002	0.00	0.19%
71	11-Dec-02	9	1.0217	0.24%	1.0228	0.999	0.00	-0.10%
72	12-Dec-02	10	1.0217	0.24%	1.0228	0.999	0.00	-0.11%
73	31-Dec-02	8	1.0176	0.24%	1.0229	0.995	-0.01	-0.52%

LAWRENCE LIVERMORE NATIONAL LABORATORY: Calex 1

#	Date Measured	Instr. ID	Measured Watts	Uncert. 1 STD	Accepted Watts	Ratio M/A	mW Error	Percent Error
1	05-Jan-02	30	1.0171	0.17%	1.0207	0.996	0.00	-0.35%
2	09-Jan-02	30	1.0219	0.17%	1.0207	1.001	0.00	0.12%
3	10-Jan-02	18	1.0182	0.05%	1.0207	0.998	0.00	-0.25%
4	23-Jan-02	32	1.0220	0.04%	1.0208	1.001	0.00	0.12%
5	06-Feb-02	18	1.0260	0.08%	1.0209	1.005	0.01	0.50%
6	09-Feb-02	32	1.0213	0.03%	1.0209	1.000	0.00	0.04%
7	15-Feb-02	30	1.0197	0.19%	1.0210	0.999	0.00	-0.12%
8	13-Mar-02	33	1.0245	0.09%	1.0211	1.003	0.00	0.33%
9	21-Mar-02	33	1.0223	0.11%	1.0212	1.001	0.00	0.11%
10	23-Mar-02	33	1.0231	0.02%	1.0212	1.002	0.00	0.19%
11	27-Mar-02	32	1.0230	0.02%	1.0212	1.002	0.00	0.18%
12	29-Mar-02	30	1.0239	0.17%	1.0212	1.003	0.00	0.26%
13	20-Apr-02	33	1.0225	0.04%	1.0213	1.001	0.00	0.11%
14	23-Apr-02	18	1.0224	0.06%	1.0214	1.001	0.00	0.10%
15	26-Apr-02	32	1.0219	0.03%	1.0214	1.001	0.00	0.05%

CALORIMETER DATA

Calendar Year 2002

16	14-May-02	30	1.0171	0.17%	1.0215	0.996	0.00	-0.43%
17	17-May-02	18	1.0258	0.04%	1.0215	1.004	0.00	0.42%
18	01-Jun-02	32	1.0208	0.03%	1.0216	0.999	0.00	-0.08%
19	12-Jun-02	32	1.0219	0.03%	1.0217	1.000	0.00	0.02%
20	14-Jun-02	30	1.0219	0.13%	1.0217	1.000	0.00	0.02%
21	19-Jun-02	33	1.0239	0.14%	1.0217	1.002	0.00	0.21%
22	25-Jun-02	33	1.0196	0.11%	1.0218	0.998	0.00	-0.21%
23	28-Jun-02	18	1.0208	0.08%	1.0218	0.999	0.00	-0.09%
24	01-Jul-02	18	1.0186	0.06%	1.0218	0.997	0.00	-0.31%
25	05-Jul-02	18	1.0198	0.04%	1.0218	0.998	0.00	-0.20%
26	23-Jul-02	18	1.0215	0.08%	1.0219	1.000	0.00	-0.04%
27	27-Jul-02	30	1.0213	0.16%	1.0219	0.999	0.00	-0.06%
28	31-Jul-02	32	1.0225	0.03%	1.0220	1.001	0.00	0.05%
29	03-Aug-02	30	1.0223	0.19%	1.0220	1.000	0.00	0.03%
30	15-Aug-02	33	1.0242	0.12%	1.0221	1.002	0.00	0.21%
31	17-Aug-02	32	1.0217	0.02%	1.0221	1.000	0.00	-0.04%
32	28-Aug-02	30	1.0203	0.17%	1.0221	0.998	0.00	-0.18%
33	29-Aug-02	18	1.0219	0.04%	1.0221	1.000	0.00	-0.02%
34	13-Sep-02	33	1.0245	0.14%	1.0222	1.002	0.00	0.22%
35	18-Sep-02	32	1.0229	0.02%	1.0223	1.001	0.00	0.06%
36	26-Sep-02	33	1.0194	0.13%	1.0223	0.997	0.00	-0.29%
37	26-Sep-02	18	1.0239	0.03%	1.0223	1.002	0.00	0.15%
38	05-Oct-02	30	1.0180	0.17%	1.0224	0.996	0.00	-0.43%
39	30-Oct-02	32	1.0230	0.01%	1.0225	1.000	0.00	0.05%
40	01-Nov-02	33	1.0236	0.15%	1.0225	1.001	0.00	0.10%
41	05-Nov-02	18	1.0249	0.05%	1.0226	1.002	0.00	0.23%
42	07-Nov-02	30	1.0217	0.17%	1.0226	0.999	0.00	-0.08%
43	22-Nov-02	18	1.0209	0.01%	1.0227	0.998	0.00	-0.17%
44	04-Dec-02	32	1.0242	0.03%	1.0227	1.001	0.00	0.14%
45	20-Dec-02	30	1.0173	0.15%	1.0228	0.995	-0.01	-0.54%
46	30-Dec-02	33	1.0261	0.11%	1.0229	1.003	0.00	0.31%

CALORIMETER DATA
Calendar Year 2002

LAWRENCE LIVERMORE NATIONAL LABORATORY: Calex 2

#	Date Measured	Instr. ID	Measured Watts	Uncert. 1 STD	Accepted Watts	Ratio M/A	mW Error	Percent Error
1	15-Apr-02	29	6.7154	0.05%	6.7239	0.999	-0.01	-0.13%
2	19-Apr-02	29	6.6829	0.03%	6.7246	0.994	-0.04	-0.62%
3	27-Apr-02	30	6.7268	0.03%	6.7257	1.000	0.00	0.02%
4	30-Apr-02	30	6.7259	0.03%	6.7262	1.000	0.00	0.00%
5	14-Jun-02	29	6.7063	0.03%	6.7337	0.996	-0.03	-0.41%
6	20-Jun-02	29	6.7052	0.04%	6.7346	0.996	-0.03	-0.44%
7	25-Jun-02	30	6.7205	0.02%	6.7354	0.998	-0.01	-0.22%
8	27-Jun-02	30	6.7204	0.03%	6.7356	0.998	-0.02	-0.23%
9	01-Jul-02	29	6.7393	0.05%	6.7364	1.000	0.00	0.04%
10	02-Jul-02	29	6.7025	0.04%	6.7366	0.995	-0.03	-0.51%
11	15-Jul-02	29	6.7039	0.05%	6.7387	0.995	-0.03	-0.52%
12	18-Jul-02	30	6.7236	0.02%	6.7391	0.998	-0.02	-0.23%
13	26-Jul-02	30	6.7385	0.02%	6.7404	1.000	0.00	-0.03%
14	15-Aug-02	30	6.7370	0.00%	6.7436	0.999	-0.01	-0.10%
15	22-Aug-02	29	6.7179	0.01%	6.7448	0.996	-0.03	-0.40%
16	20-Sep-02	30	6.7660	0.02%	6.7494	1.002	0.02	0.25%
17	04-Oct-02	29	6.8244	0.05%	6.7516	1.011	0.07	1.08%
18	11-Oct-02	30	6.7569	0.02%	6.7527	1.001	0.00	0.06%
19	30-Oct-02	30	6.7645	0.02%	6.7558	1.001	0.01	0.13%
20	12-Nov-02	29	6.7457	0.03%	6.7578	0.998	-0.01	-0.18%
21	22-Nov-02	29	6.7405	0.05%	6.7594	0.997	-0.02	-0.28%
22	28-Nov-02	30	6.7467	0.02%	6.7603	0.998	-0.01	-0.20%
23	31-Dec-02	30	6.7784	0.02%	6.7655	1.002	0.01	0.19%

LOS ALAMOS NATIONAL LABORATORY

#	Date Measured	Instr. ID	Measured Watts	Uncert. 1 STD	Accepted Watts	Ratio M/A	mW Error	Percent Error
1	09-Jan-02	K3	1.0205	0.00%	1.0207	1.000	0.00	-0.02%
2	15-Jan-02	K3	1.0187	0.00%	1.0208	0.998	0.00	-0.20%
3	23-Jan-02	K3	1.0194	0.00%	1.0208	0.999	0.00	-0.14%
4	29-Jan-02	K3	1.0223	0.00%	1.0208	1.001	0.00	0.14%
5	29-Jan-02	K3	1.0188	0.00%	1.0208	0.998	0.00	-0.20%
6	12-Feb-02	KL	1.0225	0.00%	1.0209	1.002	0.00	0.15%
7	21-Feb-02	KL	1.0225	0.00%	1.0210	1.001	0.00	0.15%
8	27-Feb-02	KV	1.0245	0.00%	1.0210	1.003	0.00	0.34%
9	19-Mar-02	K3	1.0216	0.00%	1.0211	1.000	0.00	0.04%
10	26-Mar-02	KU	1.0183	0.00%	1.0212	0.997	0.00	-0.29%
11	02-Apr-02	KL	1.0226	0.00%	1.0212	1.001	0.00	0.13%
12	09-Apr-02	K7	1.0231	0.00%	1.0213	1.002	0.00	0.18%
13	16-Apr-02	KM	1.0212	0.00%	1.0213	1.000	0.00	-0.01%
14	07-May-02	KM	1.0209	0.00%	1.0215	0.999	0.00	-0.05%
15	15-May-02	KU	1.0242	0.00%	1.0215	1.003	0.00	0.26%

CALORIMETER DATA

Calendar Year 2002

16	22-May-02	K3	1.0271	0.00%	1.0215	1.005	0.01	0.55%
17	29-May-02	K8	1.0213	0.00%	1.0216	1.000	0.00	-0.03%
18	04-Jun-02	KM	1.0254	0.00%	1.0216	1.004	0.00	0.37%
19	06-Jun-02	K8	1.0269	0.00%	1.0216	1.005	0.01	0.51%
20	18-Jun-02	KL	1.0246	0.00%	1.0217	1.003	0.00	0.28%
21	25-Jun-02	K7	1.0202	0.00%	1.0218	0.998	0.00	-0.15%
22	25-Jun-02	K8	1.0232	0.00%	1.0218	1.001	0.00	0.14%
23	16-Jul-02	KV	1.0205	0.00%	1.0219	0.999	0.00	-0.14%
24	27-Aug-02	K7	1.0225	0.00%	1.0221	1.000	0.00	0.03%
25	27-Aug-02	KM	1.0188	0.00%	1.0221	0.997	0.00	-0.32%
26	19-Sep-02	K3	1.0223	0.00%	1.0223	1.000	0.00	0.00%
27	19-Sep-02	K3	1.0218	0.00%	1.0223	1.000	0.00	-0.05%
28	24-Sep-02	K8	1.0228	0.00%	1.0223	1.001	0.00	0.05%
29	01-Oct-02	KL	1.0204	0.00%	1.0223	0.998	0.00	-0.19%
30	15-Oct-02	K3	1.0236	0.00%	1.0224	1.001	0.00	0.11%
31	16-Oct-02	KM	1.0229	0.00%	1.0224	1.000	0.00	0.05%
32	30-Oct-02	K3	1.0218	0.00%	1.0225	0.999	0.00	-0.07%
33	19-Nov-02	K3	1.0201	0.00%	1.0226	0.998	0.00	-0.25%
34	03-Dec-02	KL	1.0240	0.00%	1.0227	1.001	0.00	0.12%
35	10-Dec-02	K8	1.0217	0.00%	1.0228	0.999	0.00	-0.10%

CALORIMETER DATA

Calendar Year 2002

ROCKY FLATS PLANT - ANALYTICAL LABORATORY

#	Date Measured	Instr. ID	Measured Watts	Uncert. 1 STD	Accepted Watts	Ratio M/A	mW Error	Percent Error
1	03-Jan-02	P7	1.0198	0.16%	1.0207	0.999	0.00	-0.09%
2	17-Jan-02	AR2	1.0206	0.24%	1.0208	1.000	0.00	-0.02%
3	25-Jan-02	P9	1.0223	0.17%	1.0208	1.001	0.00	0.15%
4	11-Feb-02	AR7	1.0219	0.11%	1.0209	1.001	0.00	0.10%
5	19-Feb-02	AR7	1.0225	0.11%	1.0210	1.001	0.00	0.15%
6	21-Feb-02	P7	1.0221	0.16%	1.0210	1.001	0.00	0.11%
7	21-Feb-02	P10	1.0223	0.17%	1.0210	1.001	0.00	0.13%
8	12-Mar-02	AR3	1.0205	0.11%	1.0211	0.999	0.00	-0.06%
9	14-Mar-02	P7	1.0225	0.16%	1.0211	1.001	0.00	0.14%
10	26-Mar-02	P4	1.0235	0.18%	1.0212	1.002	0.00	0.23%
11	05-Apr-02	P6	1.0202	0.25%	1.0213	0.999	0.00	-0.10%
12	12-Apr-02	P7	1.0226	0.16%	1.0213	1.001	0.00	0.13%
13	18-Apr-02	P10	1.0224	0.17%	1.0213	1.001	0.00	0.10%
14	21-Apr-02	AR4	1.0234	0.19%	1.0214	1.002	0.00	0.20%
15	22-Apr-02	AR6	1.0214	0.10%	1.0214	1.000	0.00	0.00%
16	23-Apr-02	AR2	1.0224	0.18%	1.0214	1.001	0.00	0.10%
17	23-Apr-02	P4	1.0224	0.18%	1.0214	1.001	0.00	0.10%
18	23-Apr-02	P5	1.0221	0.19%	1.0214	1.001	0.00	0.07%
19	26-Apr-02	AR3	1.0236	0.11%	1.0214	1.002	0.00	0.22%
20	03-May-02	P9	1.0218	0.17%	1.0214	1.000	0.00	0.04%
21	13-May-02	P2	1.0195	0.07%	1.0215	0.998	0.00	-0.19%
22	14-May-02	P3	1.0196	0.26%	1.0215	0.998	0.00	-0.19%
23	18-May-02	AR2	1.0193	0.24%	1.0215	0.998	0.00	-0.22%
24	21-May-02	P4	1.0226	0.18%	1.0215	1.001	0.00	0.10%
25	22-May-02	AR6	1.0217	0.10%	1.0215	1.000	0.00	0.02%
26	05-Jun-02	AR3	1.0219	0.11%	1.0216	1.000	0.00	0.03%
27	11-Jun-02	P4	1.0225	0.18%	1.0217	1.001	0.00	0.08%
28	11-Jun-02	P5	1.0229	0.19%	1.0217	1.001	0.00	0.12%
29	12-Jun-02	AR4	1.0222	0.19%	1.0217	1.001	0.00	0.05%
30	12-Jun-02	AR6	1.0201	0.10%	1.0217	0.998	0.00	-0.15%
31	16-Jun-02	AR2	1.0232	0.24%	1.0217	1.001	0.00	0.15%
32	17-Jun-02	P2	1.0224	0.07%	1.0217	1.001	0.00	0.07%
33	17-Jun-02	P9	1.0228	0.17%	1.0217	1.001	0.00	0.11%
34	18-Jun-02	P3	1.0218	0.26%	1.0217	1.000	0.00	0.01%
35	19-Jun-02	P6	1.0222	0.25%	1.0217	1.000	0.00	0.05%
36	20-Jun-02	P8	1.0218	0.11%	1.0217	1.000	0.00	0.01%
37	11-Jul-02	P5	1.0256	0.19%	1.0218	1.004	0.00	0.37%
38	12-Jul-02	AR6	1.0203	0.10%	1.0219	0.998	0.00	-0.15%
39	19-Jul-02	P4	1.0238	0.18%	1.0219	1.002	0.00	0.19%
40	17-Sep-02	P3	1.0211	0.26%	1.0223	0.999	0.00	-0.11%
41	17-Sep-02	P2	1.0232	0.07%	1.0223	1.001	0.00	0.09%
42	20-Sep-02	P4	1.0217	0.18%	1.0223	0.999	0.00	-0.06%
43	29-Sep-02	AR3	1.0242	0.11%	1.0223	1.002	0.00	0.18%
44	30-Sep-02	P5	1.0247	0.19%	1.0223	1.002	0.00	0.23%
45	30-Sep-02	AR6	1.0217	0.10%	1.0223	0.999	0.00	-0.06%
46	01-Oct-02	P9	1.0223	0.17%	1.0223	1.000	0.00	0.00%

CALORIMETER DATA

Calendar Year 2002

47	04-Oct-02	P6	1.0243	0.25%	1.0224	1.002	0.00	0.19%
48	04-Oct-02	P6	1.0240	0.25%	1.0224	1.002	0.00	0.16%
49	14-Nov-02	P3	1.0234	0.26%	1.0226	1.001	0.00	0.08%
50	11-Dec-02	P4	1.0263	0.18%	1.0228	1.003	0.00	0.35%
51	12-Dec-02	P5	1.0240	0.19%	1.0228	1.001	0.00	0.12%
52	12-Dec-02	AR6	1.0224	0.10%	1.0228	1.000	0.00	-0.04%
53	13-Dec-02	P8	1.0223	0.11%	1.0228	1.000	0.00	-0.05%

SAVANNAH RIVER SITE

#	Date Measured	Instr. ID	Measured Watts	Uncert. 1 STD	Accepted Watts	Ratio M/A	mW Error	Percent Error
1	17-Jan-02	143-265A	1.0234	0.10%	1.0208	1.003	0.00	0.26%
2	25-Jan-02	143-265A	1.0039	0.10%	1.0208	0.983	-0.02	-1.66%
3	29-Jan-02	143-265A	1.0235	0.10%	1.0208	1.003	0.00	0.26%
4	30-Jan-02	143-265A	1.0164	0.80%	1.0209	0.996	0.00	-0.44%
5	30-Jan-02	143-265A	1.0158	0.20%	1.0209	0.995	-0.01	-0.49%
6	31-Jan-02	143-265A	1.0304	0.50%	1.0209	1.009	0.01	0.93%
7	31-Jan-02	143-265A	1.0214	0.10%	1.0209	1.001	0.00	0.05%
8	04-Feb-02	143-265A	1.0172	0.20%	1.0209	0.996	0.00	-0.36%
9	06-Feb-02	143-265A	1.0217	0.20%	1.0209	1.001	0.00	0.08%
10	07-Feb-02	143-265A	1.0267	0.20%	1.0209	1.006	0.01	0.57%
11	08-Feb-02	143-265A	1.0255	0.20%	1.0209	1.004	0.00	0.45%
12	08-Feb-02	143-265A	1.0251	0.10%	1.0209	1.004	0.00	0.41%
13	09-Feb-02	143-265A	1.0257	0.01%	1.0209	1.005	0.00	0.47%
14	09-Feb-02	143-265A	1.0216	0.20%	1.0209	1.001	0.00	0.07%
15	09-Feb-02	143-265A	1.0271	0.10%	1.0209	1.006	0.01	0.61%
16	11-Feb-02	143-265A	1.0209	0.20%	1.0209	1.000	0.00	0.00%
17	13-Feb-02	143-265A	1.0084	0.20%	1.0209	0.988	-0.01	-1.23%
18	18-Feb-02	143-265A	1.0172	0.30%	1.0210	0.996	0.00	-0.37%
19	20-Feb-02	143-265A	1.0270	0.20%	1.0210	1.006	0.01	0.59%
20	22-Feb-02	143-265A	1.0243	0.28%	1.0210	1.003	0.00	0.33%
21	01-Mar-02	143-265A	1.0177	0.13%	1.0210	0.997	0.00	-0.33%
22	02-Mar-02	143-265A	1.0169	0.12%	1.0210	0.996	0.00	-0.40%
23	02-Mar-02	143-265A	1.0310	0.14%	1.0210	1.010	0.01	0.98%
24	06-Mar-02	143-265A	1.0291	0.14%	1.0211	1.008	0.01	0.79%
25	09-Mar-02	143-265A	1.0338	0.21%	1.0211	1.012	0.01	1.24%
26	11-Mar-02	143-265A	1.0215	0.17%	1.0211	1.000	0.00	0.04%
27	19-Mar-02	143-265A	1.0237	1.10%	1.0211	1.003	0.00	0.25%
28	26-Mar-02	143-265A	1.0338	0.19%	1.0212	1.012	0.01	1.23%
29	28-Mar-02	143-265A	1.0182	0.07%	1.0212	0.997	0.00	-0.30%
30	03-Apr-02	143-265A	1.0180	0.41%	1.0212	0.997	0.00	-0.32%
31	04-Apr-02	143-265A	1.0317	0.68%	1.0212	1.010	0.01	1.03%
32	09-Apr-02	143-265A	1.0256	0.54%	1.0213	1.004	0.00	0.42%
33	18-Apr-02	143-265A	1.0155	0.30%	1.0213	0.994	-0.01	-0.58%
34	22-Apr-02	143-265A	1.0180	0.38%	1.0214	0.997	0.00	-0.33%
35	25-Apr-02	143-265A	1.0233	0.32%	1.0214	1.002	0.00	0.19%
36	26-Apr-02	143-265A	1.0221	0.91%	1.0214	1.001	0.00	0.07%
37	29-Apr-02	143-265A	1.0225	0.42%	1.0214	1.001	0.00	0.11%

CALORIMETER DATA

Calendar Year 2002

38	01-May-02	143-265A	1.0116	0.55%	1.0214	0.990	-0.01	-0.96%
39	10-May-02	143-265A	1.0273	0.51%	1.0215	1.006	0.01	0.57%
40	12-May-02	143-265A	1.0394	0.30%	1.0215	1.018	0.02	1.75%
41	21-May-02	143-265A	0.9959	0.79%	1.0215	0.975	-0.03	-2.51%
42	27-May-02	143-265A	1.0111	0.33%	1.0216	0.990	-0.01	-1.03%
43	28-May-02	143-265A	1.0212	0.42%	1.0216	1.000	0.00	-0.04%
44	31-May-02	143-265A	1.0391	0.37%	1.0216	1.017	0.02	1.71%
45	31-May-02	143-265A	1.0222	0.43%	1.0216	1.001	0.00	0.06%
46	01-Jun-02	143-265A	1.0219	0.47%	1.0216	1.000	0.00	0.03%
47	07-Jun-02	143-265A	1.0148	0.32%	1.0216	0.993	-0.01	-0.67%
48	09-Jun-02	143-265A	1.0118	0.41%	1.0217	0.990	-0.01	-0.96%
49	29-Jun-02	143-265A	1.0193	0.35%	1.0218	0.998	0.00	-0.24%
50	30-Jun-02	143-265A	1.0427	0.46%	1.0218	1.020	0.02	2.04%
51	05-Jul-02	143-265A	1.0246	0.72%	1.0218	1.003	0.00	0.27%
52	08-Jul-02	143-265A	1.0334	0.52%	1.0218	1.011	0.01	1.14%
53	13-Aug-02	143-265A	1.0158	0.41%	1.0221	0.994	-0.01	-0.61%
54	31-Aug-02	143-265A	1.0225	0.32%	1.0222	1.000	0.00	0.03%
55	01-Sep-02	143-265A	1.0361	0.54%	1.0222	1.014	0.01	1.36%
56	25-Oct-02	143-265A	1.0058	0.73%	1.0225	0.984	-0.02	-1.64%
57	27-Oct-02	143-265A	1.0123	0.99%	1.0225	0.990	-0.01	-1.00%
58	27-Oct-02	143-265A	0.9899	0.30%	1.0225	0.968	-0.03	-3.19%
59	29-Oct-02	143-265A	1.0210	0.47%	1.0225	0.999	0.00	-0.15%
60	30-Oct-02	143-265A	1.0012	0.45%	1.0225	0.979	-0.02	-2.08%
61	31-Oct-02	143-265A	1.0078	0.27%	1.0225	0.986	-0.01	-1.44%
62	05-Nov-02	143-265A	1.0195	0.42%	1.0226	0.997	0.00	-0.30%
63	05-Nov-02	143-265A	1.0147	0.42%	1.0226	0.992	-0.01	-0.77%
64	06-Nov-02	143-265A	1.0313	0.58%	1.0226	1.009	0.01	0.86%
65	22-Nov-02	143-265A	1.0233	0.41%	1.0227	1.001	0.00	0.06%
66	27-Nov-02	143-265A	1.0149	0.31%	1.0227	0.992	-0.01	-0.76%
67	01-Dec-02	143-265A	1.0071	0.33%	1.0227	0.985	-0.02	-1.53%
68	11-Dec-02	143-265A	1.0034	0.46%	1.0228	0.981	-0.02	-1.89%
69	14-Dec-02	143-265A	1.0204	0.32%	1.0228	0.998	0.00	-0.23%
70	31-Dec-02	143-265A	1.0233	0.53%	1.0229	1.000	0.00	0.04%

Statistical outliers are in **bold**,
and are not included in graphs
and tables.

RESULTS OF ANALYSIS OF P-EFFECTIVE DATA
1st QUARTER 2002 Calex 1

	HANFORD	LLNL	LANL	RFAL	SRS
Mean Error (uW/g)	-0.517	-6.291	1.996	15.940	5.250
Standard Deviation (uW/g)	4.392	2.314	7.231	5.705	10.655
Uncertainty in the Mean (uW/g)	0.655	0.545	1.578	2.329	1.478
Mean Error (%)	-0.02%	-0.25%	0.08%	0.62%	0.20%
Standard Deviation (%)	0.17%	0.09%	0.28%	0.22%	0.42%
Uncertainty in the Mean (%)	0.03%	0.02%	0.06%	0.09%	0.06%
Number of Data Points	45	18	21	6	52

Difference from Last Quarter in:

Mean Error (uW/g)	-0.437	-0.032	-0.520	8.950	1.807
Standard Deviation (uW/g)	1.717	0.006	0.347	-5.327	-11.24
Uncertainty in the Mean (uW/g)	0.260	0.001	-0.143	-2.605	-1.651
Mean Error (%)	-0.02%	0.00%	-0.02%	0.35%	0.07%
Standard Deviation (%)	0.07%	0.00%	0.01%	-0.21%	-0.44%
Uncertainty in the Mean (%)	0.01%	0.00%	-0.01%	-0.10%	-0.06%
Number of Data Points	-1	0	5	1	3

RESULTS OF ANALYSIS OF P-EFFECTIVE DATA
2nd QUARTER 2002 Calex 1

	HANFORD	LLNL	LANL	RFAL	SRS
Mean Error (uW/g)	-0.023	-5.892	2.301	9.184	12.035
Standard Deviation (uW/g)	2.790	2.789	6.629	9.495	12.103
Uncertainty in the Mean (uW/g)	0.431	0.509	1.482	4.246	1.662
Mean Error (%)	0.00%	-0.23%	0.09%	0.36%	0.47%
Standard Deviation (%)	0.11%	0.11%	0.26%	0.37%	0.47%
Uncertainty in the Mean (%)	0.02%	0.02%	0.06%	0.17%	0.06%
Number of Data Points	42	30	20	5	53

Difference from Last Quarter in:

Mean Error (uW/g)	0.494	0.399	0.305	-6.756	6.785
Standard Deviation (uW/g)	-1.602	0.475	-0.602	3.790	1.447
Uncertainty in the Mean (uW/g)	-0.224	-0.036	-0.096	1.917	0.185
Mean Error (%)	0.02%	0.02%	0.01%	-0.26%	0.26%
Standard Deviation (%)	-0.06%	0.02%	-0.02%	0.15%	0.06%
Uncertainty in the Mean (%)	-0.01%	0.00%	0.00%	0.07%	0.01%
Number of Data Points	-3	12	-1	-1	1

RESULTS OF ANALYSIS OF P-EFFECTIVE DATA

3rd QUARTER 2002 Calex 1

	HANFORD	LLNL	LANL	RFAL	SRS
Mean Error (uW/g)	-0.038	-5.789	0.889	-0.900	11.265
Standard Deviation (uW/g)	2.709	2.410	8.699	10.854	12.374
Uncertainty in the Mean (uW/g)	0.418	0.407	1.898	3.273	1.584
Mean Error (%)	0.00%	-0.23%	0.03%	-0.04%	0.44%
Standard Deviation (%)	0.11%	0.09%	0.34%	0.42%	0.48%
Uncertainty in the Mean (%)	0.02%	0.02%	0.07%	0.13%	0.06%
Number of Data Points	42	35	21	11	61

Difference from Last Quarter in:

Mean Error (uW/g)	-0.015	0.103	-1.412	-10.08	-0.769
Standard Deviation (uW/g)	-0.081	-0.379	2.070	1.359	0.271
Uncertainty in the Mean (uW/g)	-0.013	-0.102	0.416	-0.974	-0.078
Mean Error (%)	0.00%	0.00%	-0.06%	-0.39%	-0.03%
Standard Deviation (%)	0.00%	-0.01%	0.08%	0.05%	0.01%
Uncertainty in the Mean (%)	0.00%	0.00%	0.02%	-0.04%	0.00%
Number of Data Points	0	5	1	6	8

RESULTS OF ANALYSIS OF P-EFFECTIVE DATA
4th QUARTER 2002 Calex 1

	HANFORD	LLNL	LANL	RFAL	SRS
Mean Error (uW/g)	0.368	-5.662	-4.636	4.366	-7.406
Standard Deviation (uW/g)	3.421	2.792	6.939	16.265	8.400
Uncertainty in the Mean (uW/g)	0.541	0.624	1.735	4.066	0.881
Mean Error (%)	0.01%	-0.22%	-0.18%	0.17%	-0.29%
Standard Deviation (%)	0.13%	0.11%	0.27%	0.63%	0.33%
Uncertainty in the Mean (%)	0.02%	0.02%	0.07%	0.16%	0.03%
Number of Data Points	40	20	16	16	91

Difference from Last Quarter in:

Mean Error (uW/g)	0.406	0.127	-5.525	5.266	-18.67
Standard Deviation (uW/g)	0.712	0.382	-1.760	5.412	-3.974
Uncertainty in the Mean (uW/g)	0.123	0.217	-0.163	0.794	-0.704
Mean Error (%)	0.02%	0.01%	-0.21%	0.20%	-0.73%
Standard Deviation (%)	0.03%	0.01%	-0.07%	0.21%	-0.15%
Uncertainty in the Mean (%)	0.00%	0.01%	-0.01%	0.03%	-0.03%
Number of Data Points	-2	-15	-5	5	30

RESULTS OF ANALYSIS OF P-EFFECTIVE DATA
 2nd QUARTER 2002 Calex 2

	HANFORD	LLNL	LANL	RFAL	SRS
Mean Error (uW/g)	****	-19.87	****	****	****
Standard Deviation (uW/g)	****	4.907	****	****	****
Uncertainty in the Mean (uW/g)	****	3.731	****	****	****
Mean Error (%)	****	-0.51%	****	****	****
Standard Deviation (%)	****	0.13%	****	****	****
Uncertainty in the Mean (%)	****	0.10%	****	****	****
Number of Data Points	****	2	****	****	****

Difference from Last Quarter in:

Mean Error (uW/g)	****	****	****	****	****
Standard Deviation (uW/g)	****	****	****	****	****
Uncertainty in the Mean (uW/g)	****	****	****	****	****
Mean Error (%)	****	****	****	****	****
Standard Deviation (%)	****	****	****	****	****
Uncertainty in the Mean (%)	****	****	****	****	****
Number of Data Points	0	2	0	0	0

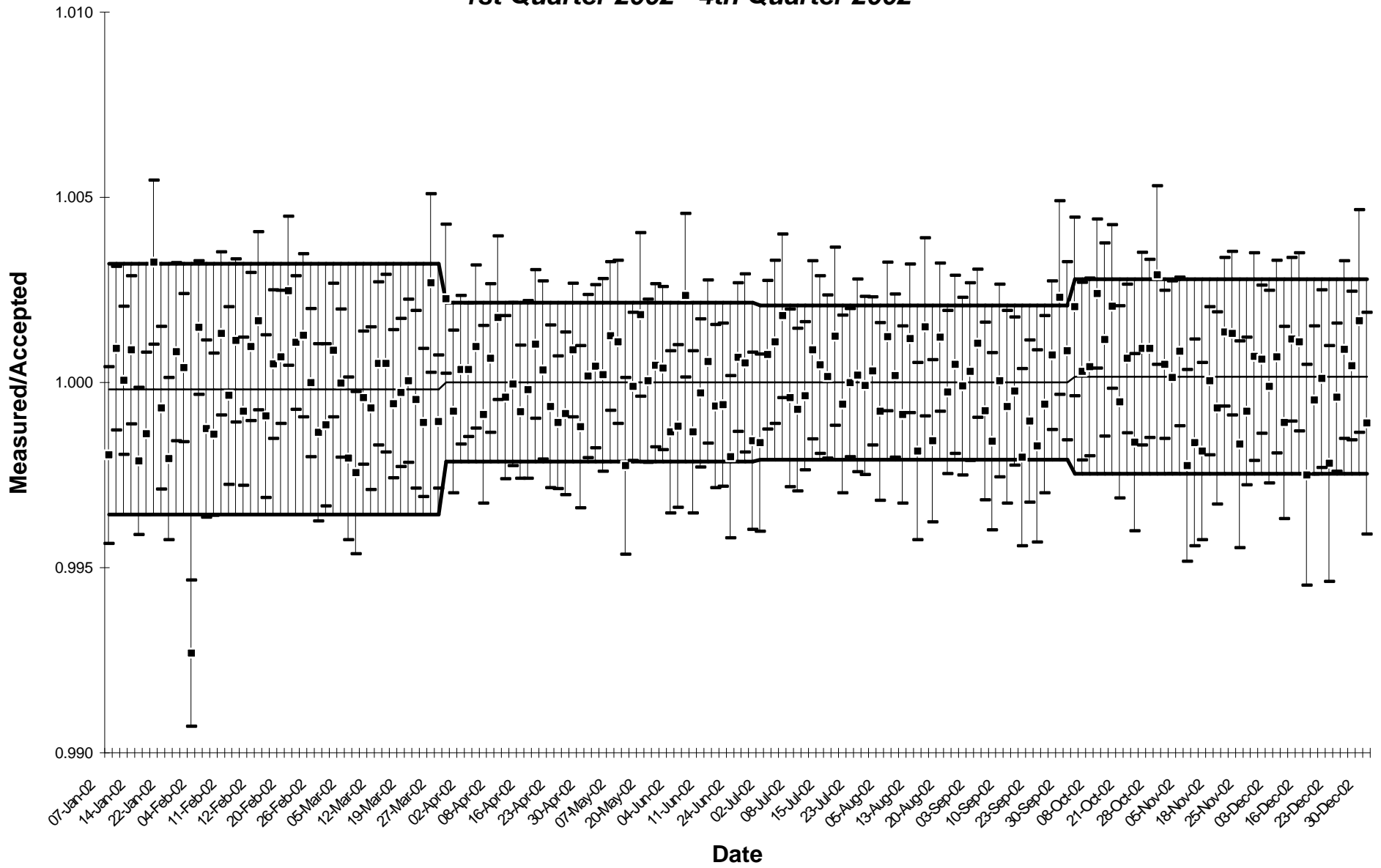
RESULTS OF ANALYSIS OF P-EFFECTIVE DATA
 3rd QUARTER 2002 Calex 2

	HANFORD	LLNL	LANL	RFAL	SRS
Mean Error (uW/g)	****	-11.51	****	****	****
Standard Deviation (uW/g)	****	7.821	****	****	****
Uncertainty in the Mean (uW/g)	****	3.545	****	****	****
Mean Error (%)	****	-0.30%	****	****	****
Standard Deviation (%)	****	0.20%	****	****	****
Uncertainty in the Mean (%)	****	0.09%	****	****	****
Number of Data Points	****	2	****	****	****

Difference from Last Quarter in:

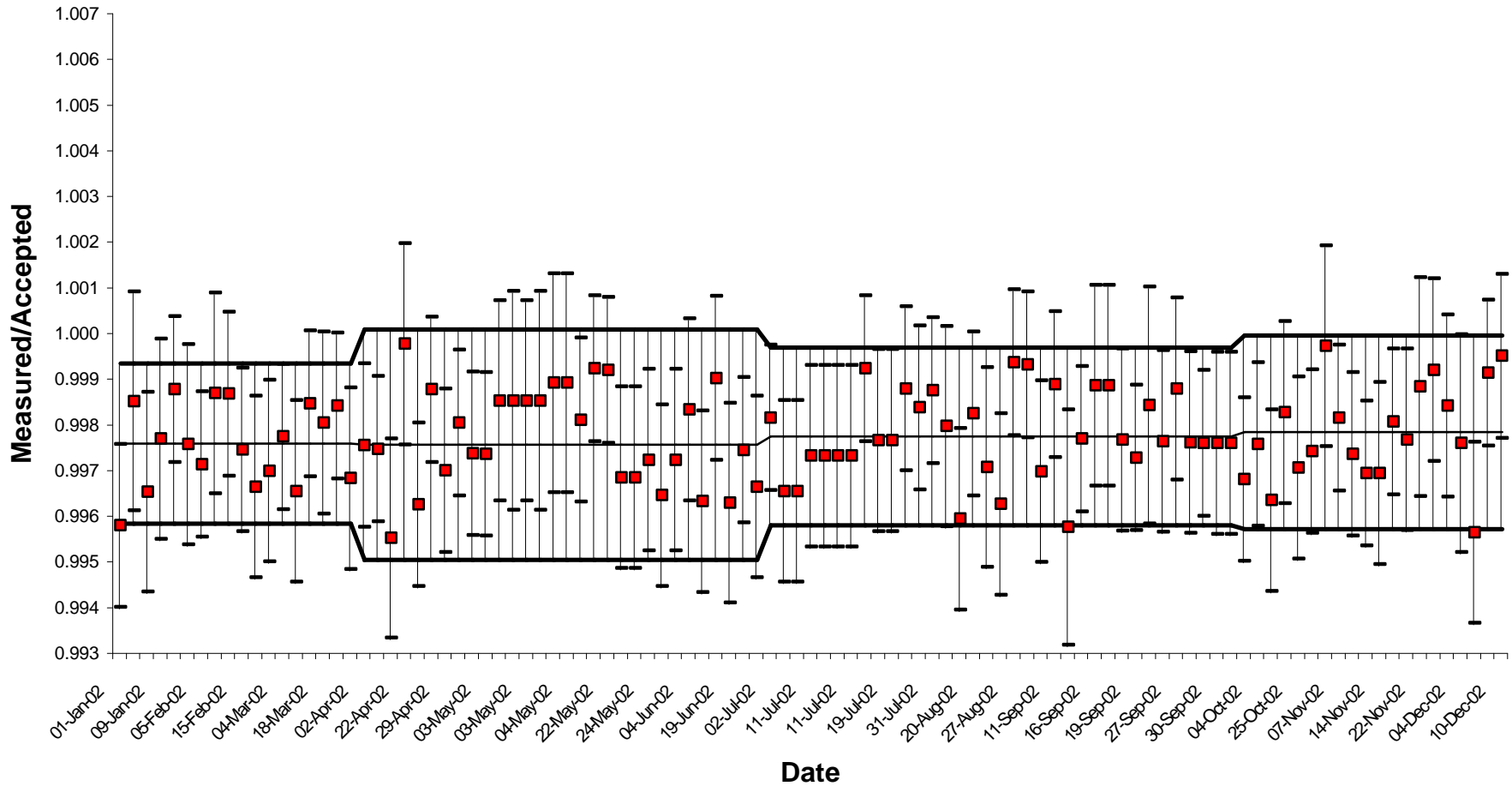
Mean Error (uW/g)	****	8.360	****	****	****
Standard Deviation (uW/g)	****	2.913	****	****	****
Uncertainty in the Mean (uW/g)	****	-0.186	****	****	****
Mean Error (%)	****	0.22%	****	****	****
Standard Deviation (%)	****	0.08%	****	****	****
Uncertainty in the Mean (%)	****	-0.01%	****	****	****
Number of Data Points	0	0	0	0	0

HANFORD
P-EFFECTIVE
1st Quarter 2002 - 4th Quarter 2002



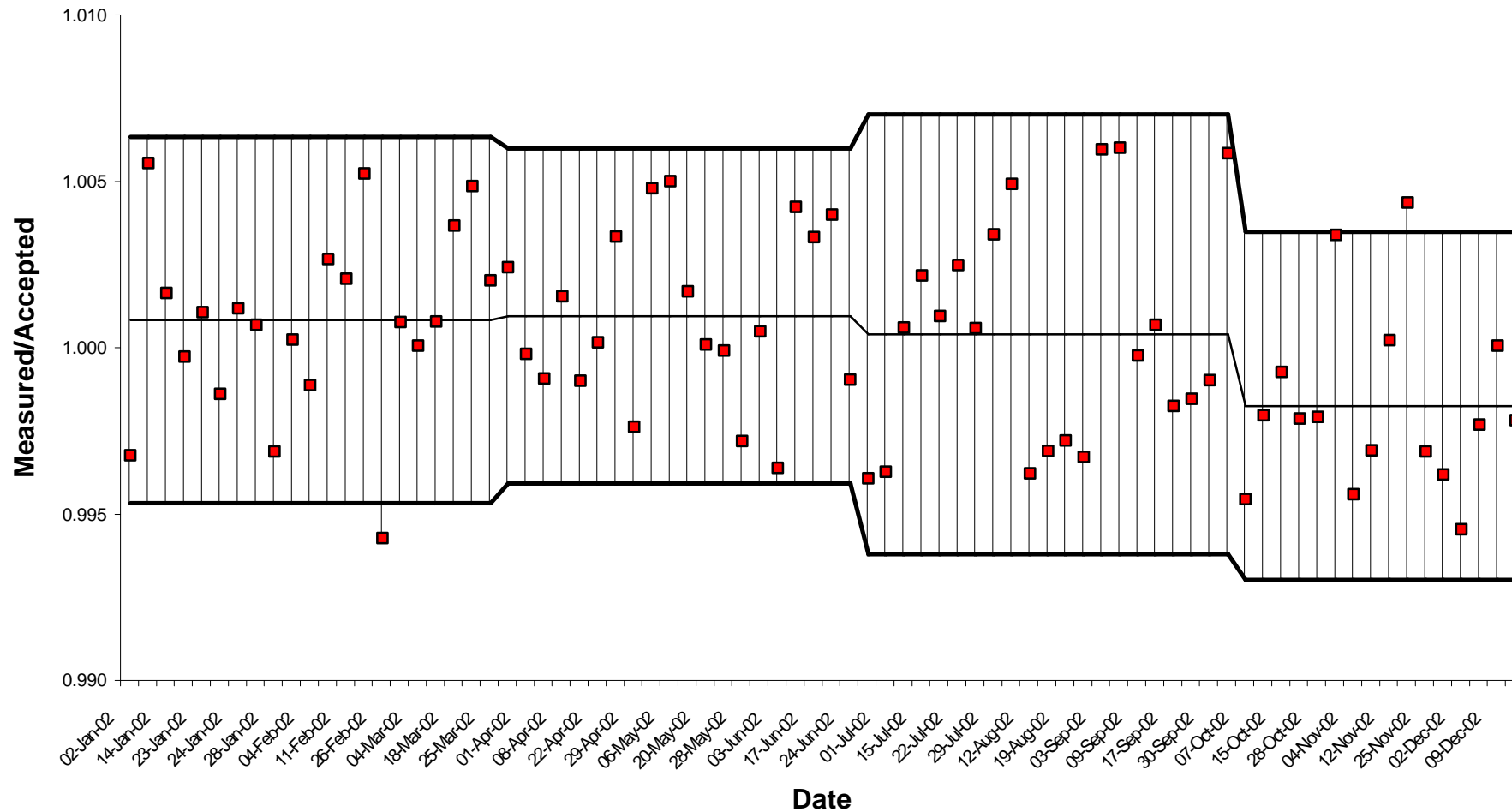
All standard deviation and uncertainty limits are at two sigma.

LAWRENCE LIVERMORE
P-EFFECTIVE, Calex 1
1st Quarter 2002 - 4th Quarter 2002



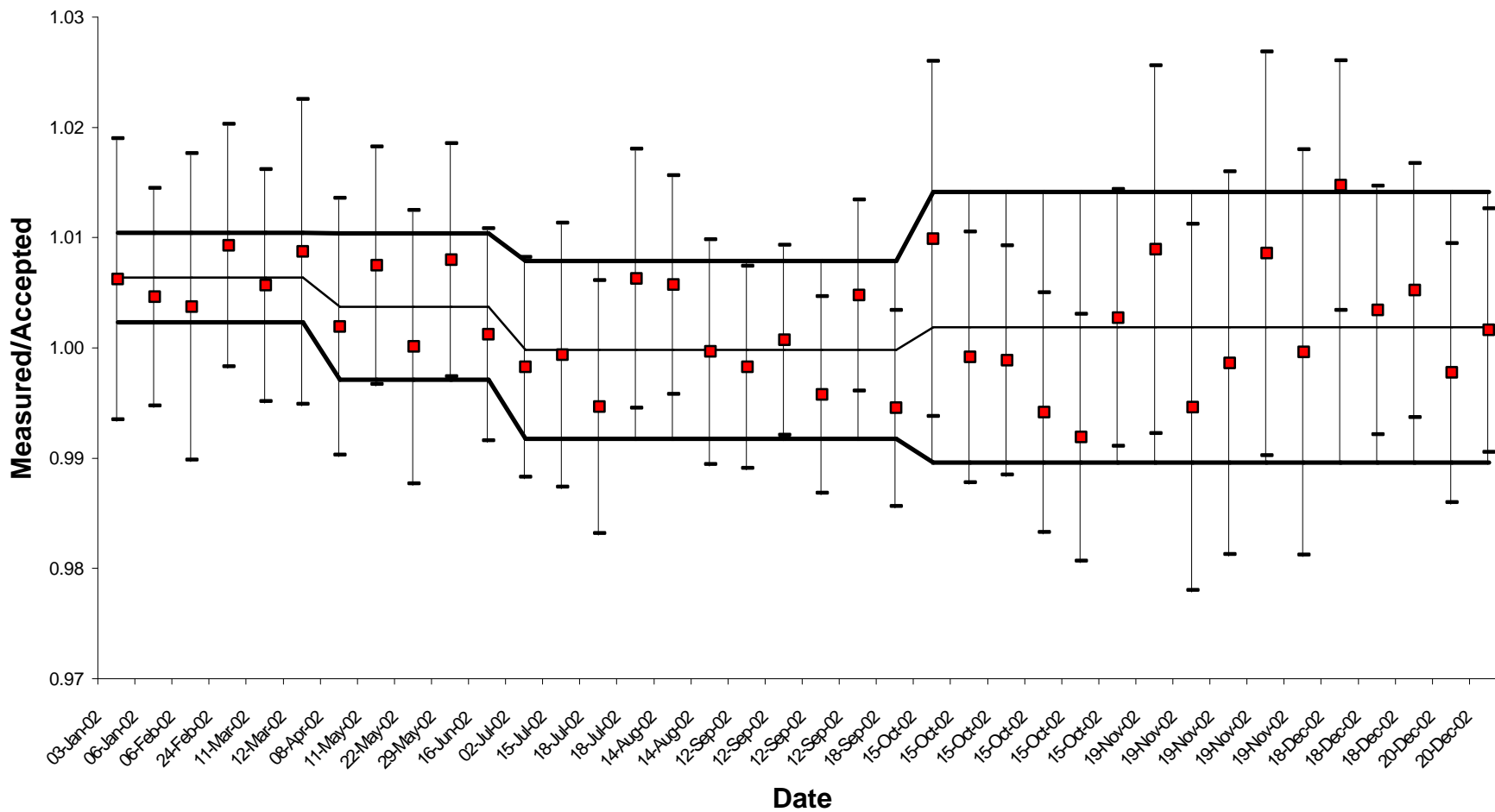
All standard deviation and uncertainty limits are at two sigma.

LOS ALAMOS P-EFFECTIVE 1st Quarter 2002 - 4th Quarter 2002



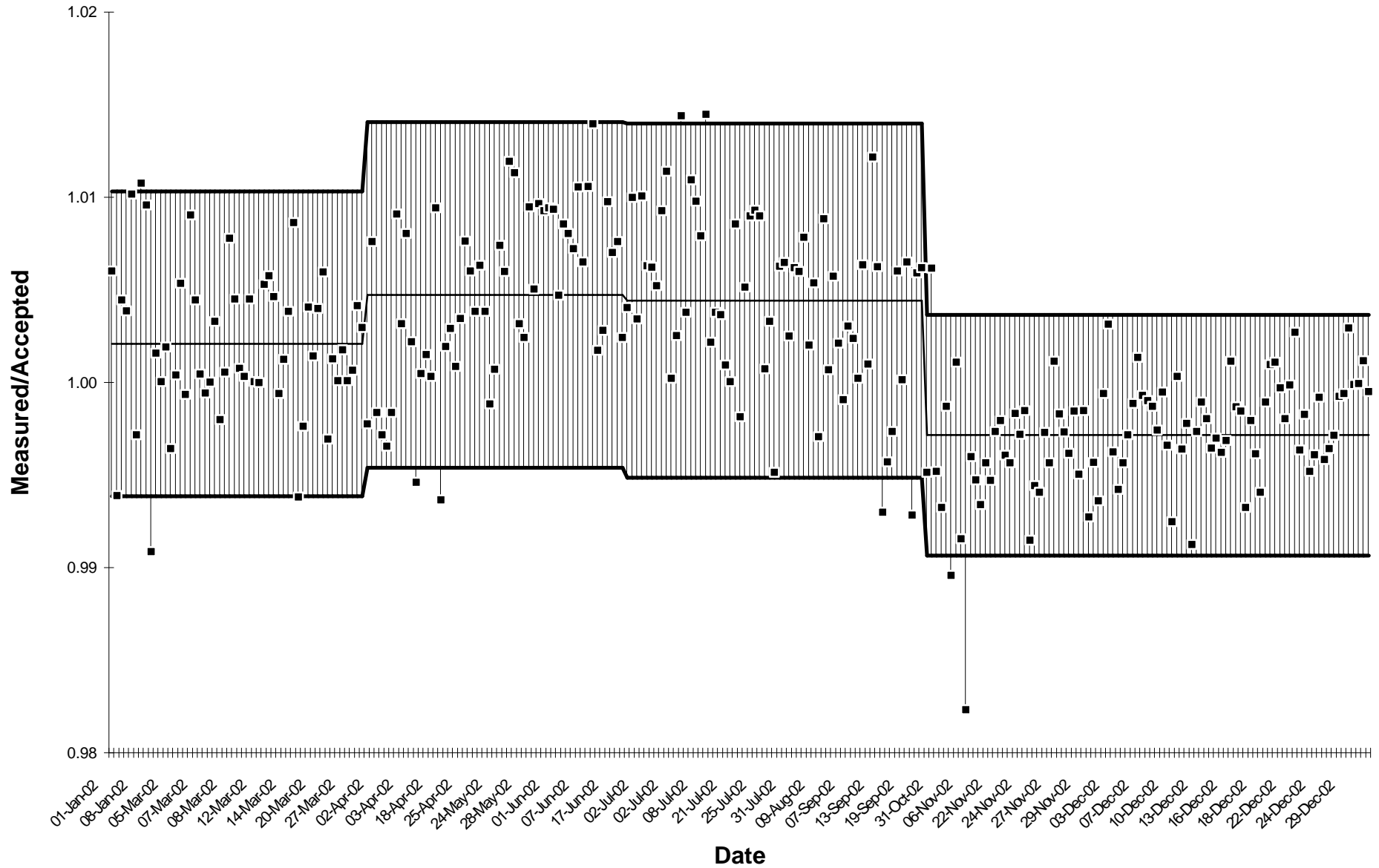
All standard deviation and uncertainty limits are at two sigma.

ROCKY FLATS - ANALYTICAL LAB
P-EFFECTIVE
1st Quarter 2002 - 4th Quarter 2002



All standard deviation and uncertainty limits are at two sigma.

SAVANNAH RIVER
P-EFFECTIVE
1st Quarter 2002 - 4th Quarter 2002



All standard deviation and uncertainty limits are at two sigma.

RESULTS OF ANALYSIS OF P-EFFECTIVE DATA: Calex 1 2002

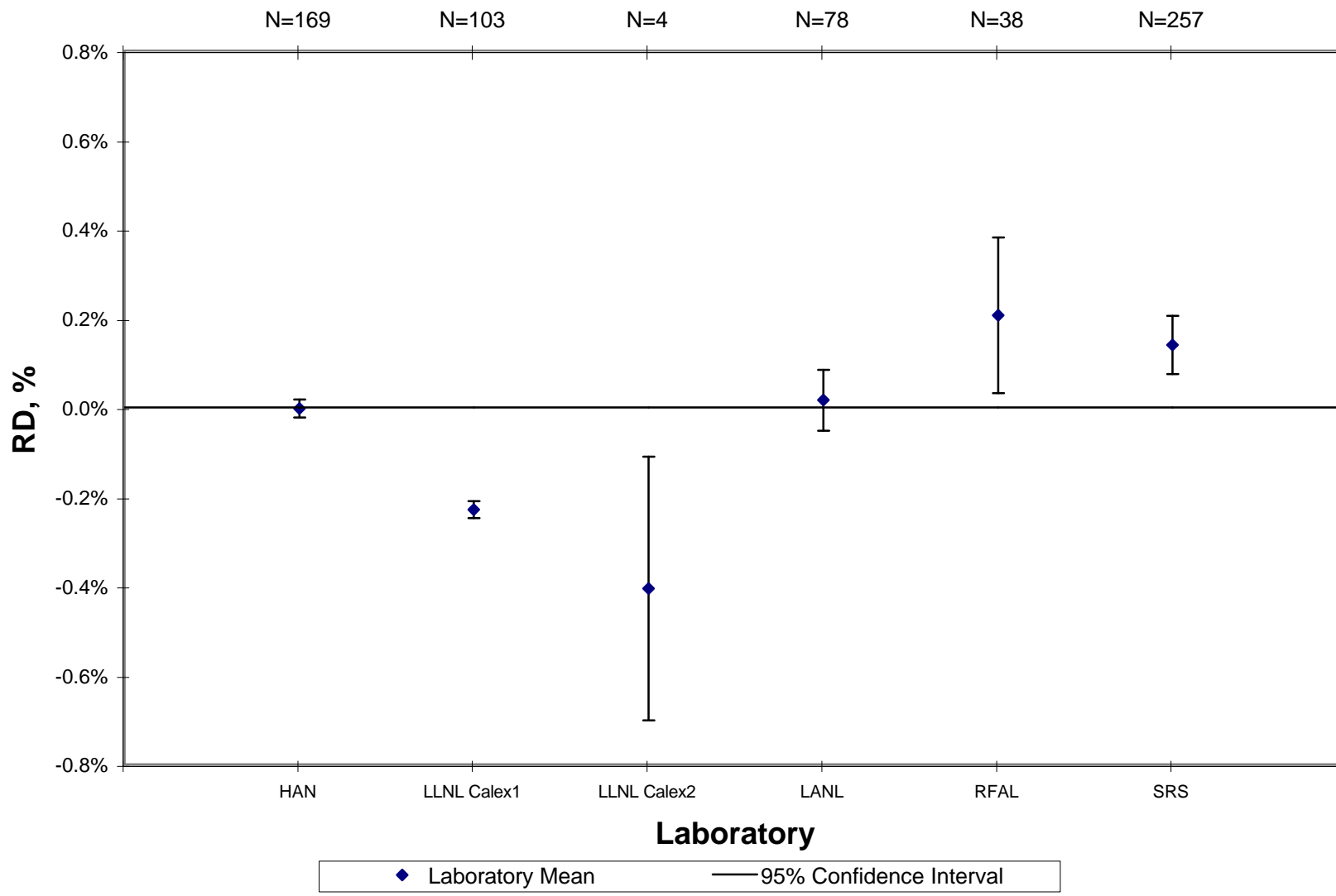
	HANFORD	LLNL	LANL	RFAL	SRS
Mean Error (uW/g)	-0.066	-5.882	0.416	5.303	3.596
Standard Deviation (uW/g)	3.400	2.556	7.774	13.618	13.616
Uncertainty in the Mean (uW/g)	0.262	0.252	0.880	2.209	0.849
Mean Error (%)	0.00%	-0.23%	0.02%	0.21%	0.14%
Standard Deviation (%)	0.13%	0.10%	0.30%	0.53%	0.53%
Uncertainty in the Mean (%)	0.01%	0.01%	0.03%	0.09%	0.03%
Number of Data Points	169	103	78	38	257
Number of Outliers	0	0	0	0	0
Difference from Last Year in:					
Mean Error (uW/g)	-0.410	-0.134	0.510	0.686	1.672
Standard Deviation (uW/g)	0.414	0.153	-0.413	3.864	-5.954
Uncertainty in the Mean (uW/g)	0.048	-0.053	-0.098	0.130	-0.848
Mean Error (%)	-0.02%	0.00%	0.02%	0.03%	0.07%
Standard Deviation (%)	0.02%	0.01%	-0.02%	0.15%	-0.23%
Uncertainty in the Mean (%)	0.00%	0.00%	0.00%	0.00%	-0.03%
Number of Data Points	-27	41	8	16	124
Number of Outliers	-1	-2	0	0	-1

RESULTS OF ANALYSIS OF P-EFFECTIVE DATA: Calex 2 2002

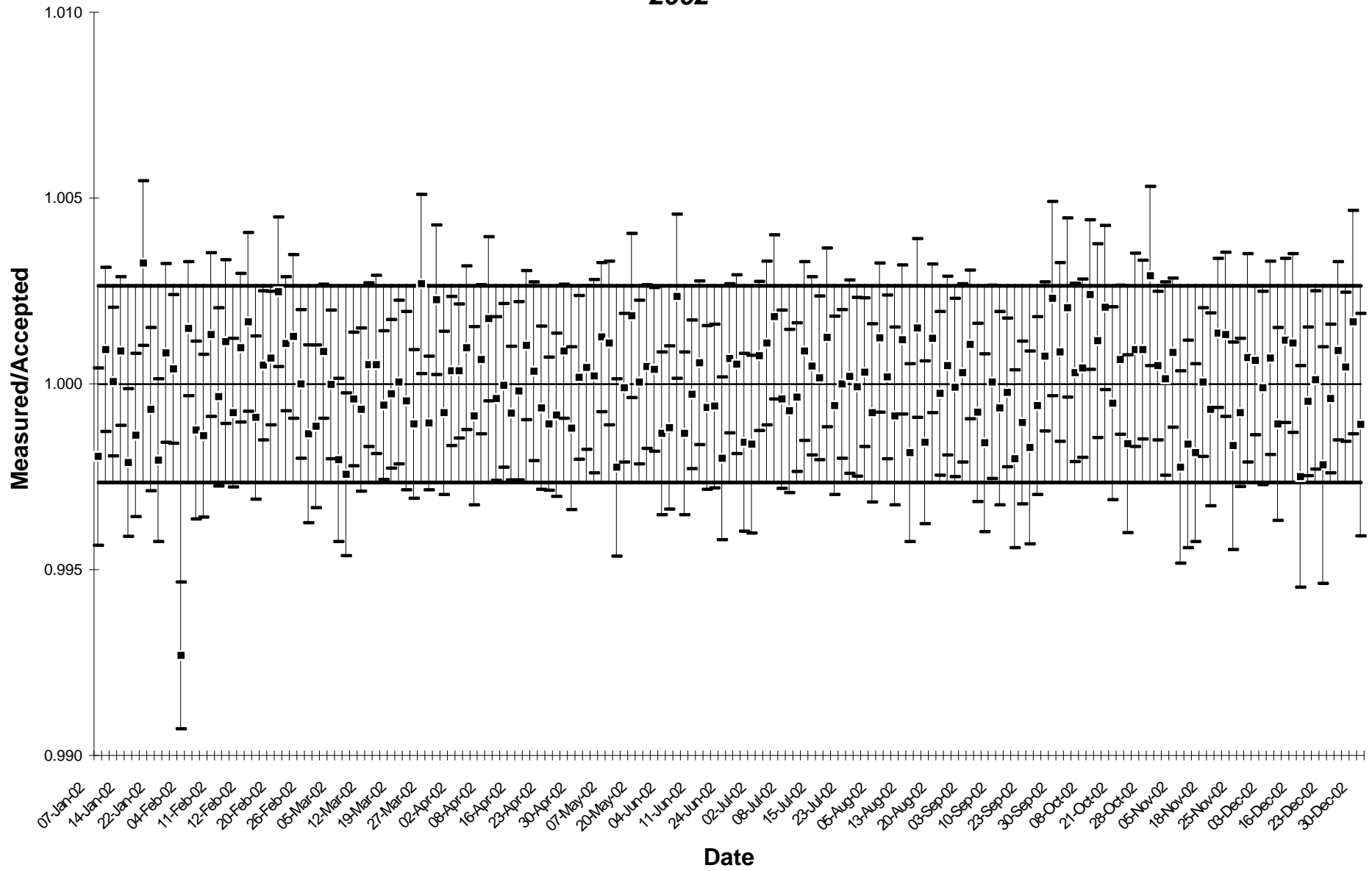
	HANFORD	LLNL	LANL	RFAL	SRS
Mean Error (uW/g)	****	-15.69	****	****	****
Standard Deviation (uW/g)	****	7.191	****	****	****
Uncertainty in the Mean (uW/g)	****	3.596	****	****	****
Mean Error (%)	****	-0.41%	****	****	****
Standard Deviation (%)	****	0.19%	****	****	****
Uncertainty in the Mean (%)	****	0.09%	****	****	****
Number of Data Points	****	4	****	****	****
Number of Outliers	****	0	****	****	****
Difference from Last Year in:					
Mean Error (uW/g)	****	****	****	****	****
Standard Deviation (uW/g)	****	****	****	****	****
Uncertainty in the Mean (uW/g)	****	****	****	****	****
Mean Error (%)	****	****	****	****	****
Standard Deviation (%)	****	****	****	****	****
Uncertainty in the Mean (%)	****	****	****	****	****
Number of Data Points	0	4	0	0	0
Number of Outliers	0	0	0	0	0

New Brunswick Laboratory Calorimetry Exchange Program

P_{eff} , 2002

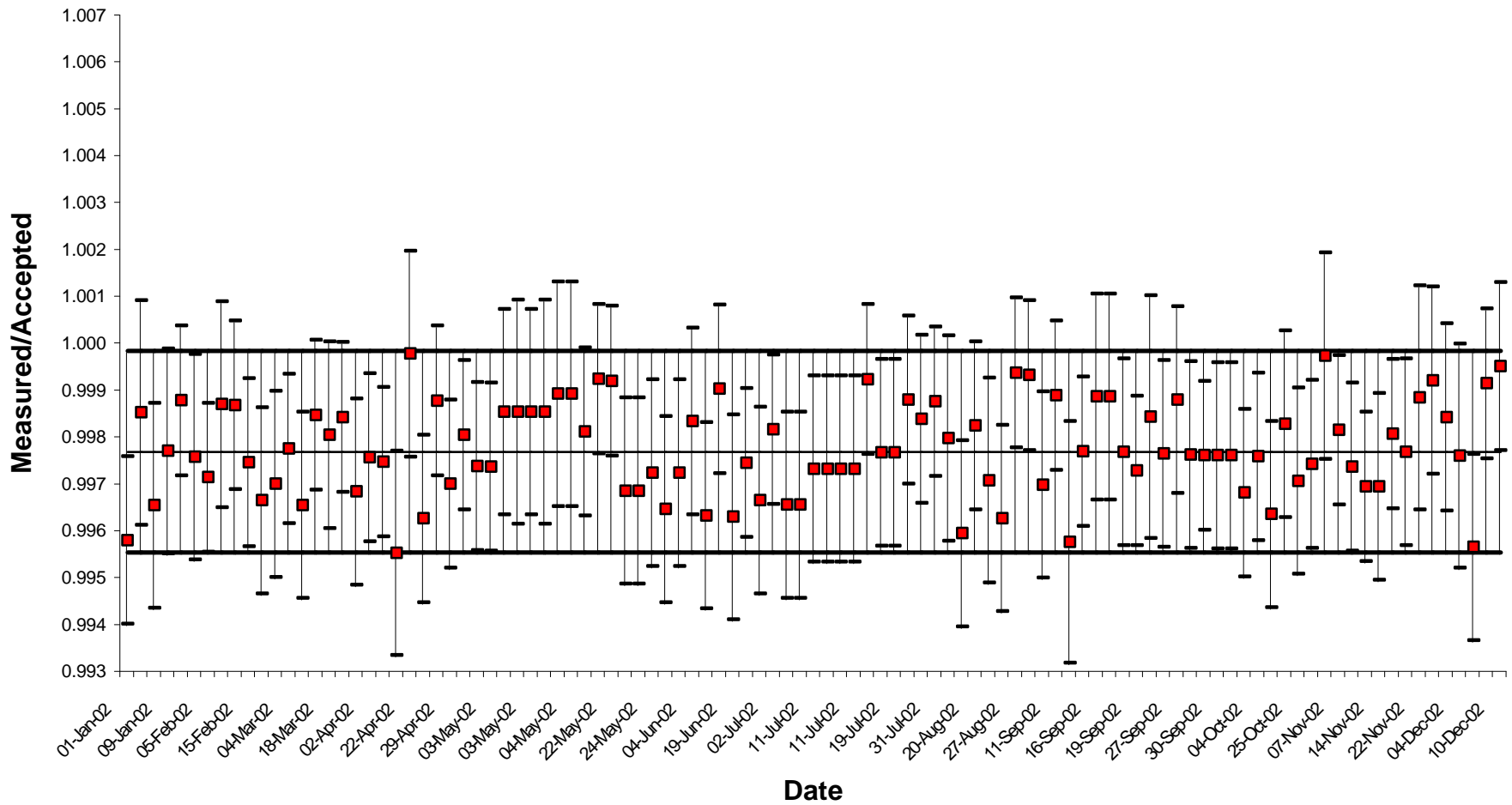


**HANFORD
P-EFFECTIVE
2002**



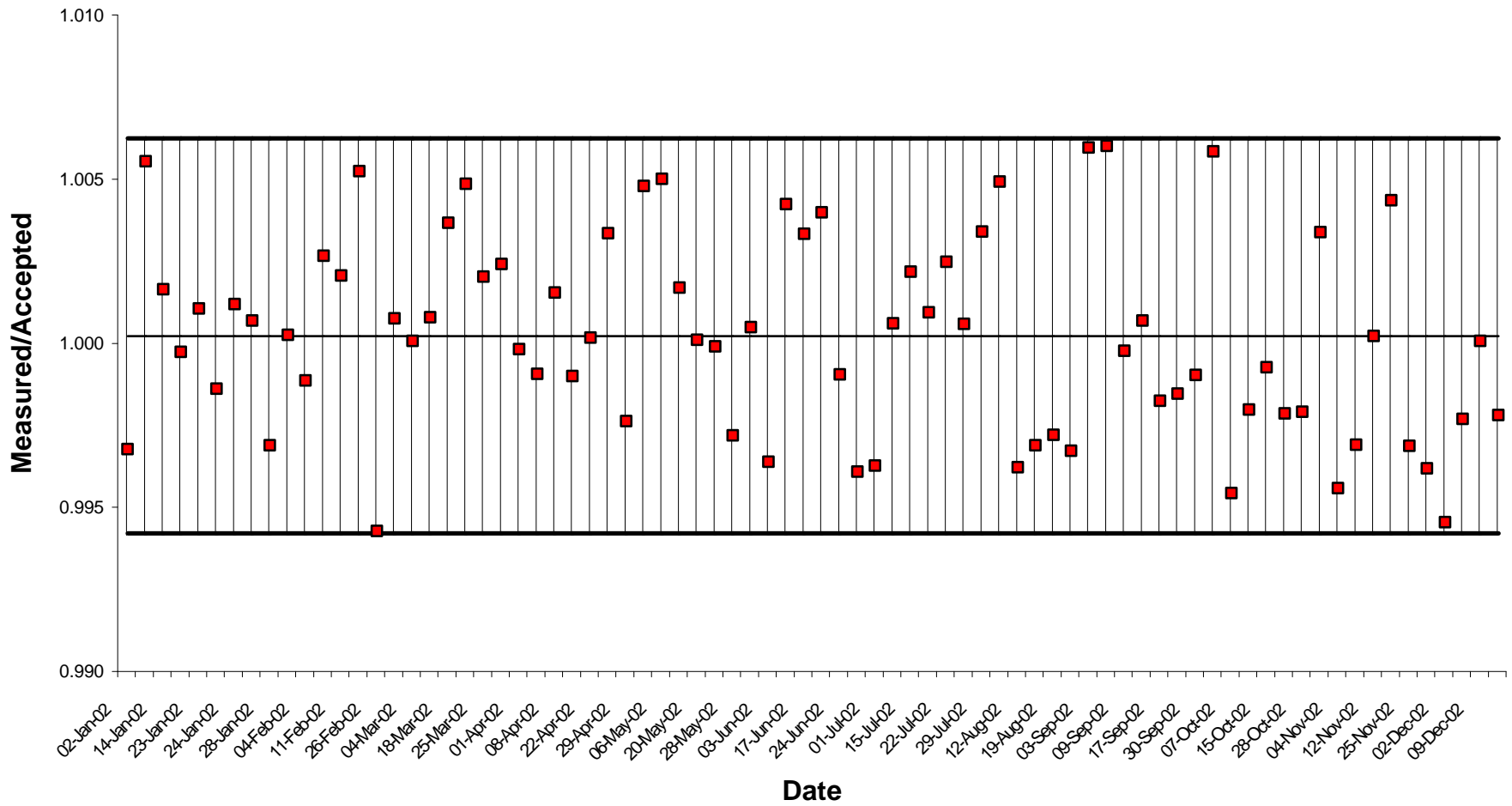
All standard deviation and uncertainty limits are at two sigma.

**LAWRENCE LIVERMORE
P-EFFECTIVE, Calex 1
2002**



All standard deviation and uncertainty limits are at two sigma.

LOS ALAMOS P-EFFECTIVE 2002

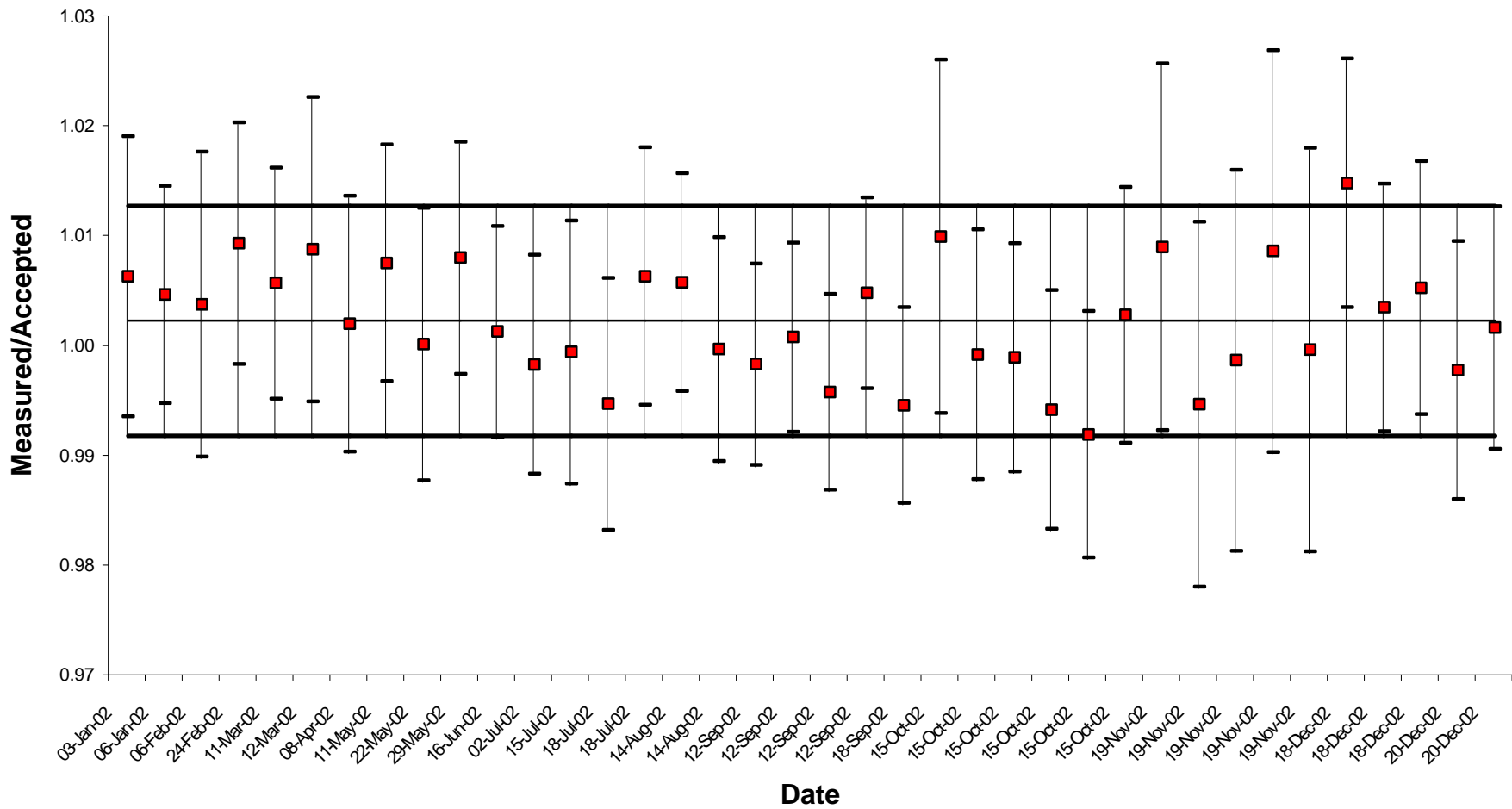


All standard deviation and uncertainty limits are at two sigma.

ROCKY FLATS - ANALYTICAL LAB

P-EFFECTIVE

2002



All standard deviation and uncertainty limits are at two sigma.

P-EFFECTIVE DATA
Calendar Year 2002

HANFORD

#	Date Measured	Instr. ID	P-eff (mw/g)	Uncert. 1 STD	Accepted P-eff	Ratio M/A	mW/g Error	Percent Error
1	07-Jan-02	1985	2.5599	0.12%	2.5650	0.998	-0.0051	-0.20%
2	07-Jan-02	2026	2.5673	0.11%	2.5650	1.001	0.0023	0.09%
3	09-Jan-02	2424	2.5651	0.10%	2.5650	1.000	0.0001	0.00%
4	14-Jan-02	2026	2.5673	0.10%	2.5651	1.001	0.0022	0.09%
5	14-Jan-02	1985	2.5596	0.10%	2.5651	0.998	-0.0055	-0.21%
6	14-Jan-02	2424	2.5615	0.11%	2.5651	0.999	-0.0036	-0.14%
7	21-Jan-02	2026	2.5735	0.11%	2.5652	1.003	0.0083	0.32%
8	21-Jan-02	2424	2.5634	0.11%	2.5652	0.999	-0.0018	-0.07%
9	22-Jan-02	1985	2.5599	0.11%	2.5652	0.998	-0.0053	-0.21%
10	28-Jan-02	1985	2.5674	0.12%	2.5653	1.001	0.0021	0.08%
11	28-Jan-02	2026	2.5663	0.10%	2.5653	1.000	0.0010	0.04%
12	29-Jan-02	2424	2.5465	0.10%	2.5653	0.993	-0.0188	-0.73%
13	04-Feb-02	2026	2.5692	0.09%	2.5654	1.001	0.0038	0.15%
14	04-Feb-02	1985	2.5622	0.12%	2.5654	0.999	-0.0032	-0.13%
15	04-Feb-02	2424	2.5618	0.11%	2.5654	0.999	-0.0036	-0.14%
16	05-Feb-02	2740	2.5688	0.11%	2.5655	1.001	0.0034	0.13%
17	11-Feb-02	1985	2.5646	0.12%	2.5656	1.000	-0.0010	-0.04%
18	11-Feb-02	2026	2.5684	0.11%	2.5656	1.001	0.0029	0.11%
19	11-Feb-02	2424	2.5635	0.10%	2.5656	0.999	-0.0021	-0.08%
20	12-Feb-02	2740	2.5680	0.10%	2.5656	1.001	0.0024	0.09%
21	12-Feb-02	1985	2.5698	0.12%	2.5656	1.002	0.0042	0.16%
22	19-Feb-02	1985	2.5633	0.11%	2.5657	0.999	-0.0024	-0.09%
23	19-Feb-02	2026	2.5669	0.10%	2.5657	1.000	0.0012	0.05%
24	19-Feb-02	2740	2.5674	0.09%	2.5657	1.001	0.0017	0.07%
25	20-Feb-02	2424	2.5720	0.10%	2.5657	1.002	0.0063	0.25%
26	25-Feb-02	2740	2.5685	0.09%	2.5658	1.001	0.0027	0.11%
27	25-Feb-02	2424	2.5690	0.11%	2.5658	1.001	0.0032	0.13%
28	25-Feb-02	2026	2.5657	0.10%	2.5658	1.000	-0.0001	0.00%
29	26-Feb-02	1985	2.5623	0.12%	2.5658	0.999	-0.0035	-0.14%
30	04-Mar-02	1985	2.5629	0.11%	2.5659	0.999	-0.0030	-0.12%
31	05-Mar-02	2026	2.5681	0.09%	2.5659	1.001	0.0022	0.09%
32	05-Mar-02	2740	2.5658	0.10%	2.5659	1.000	-0.0001	0.00%
33	05-Mar-02	2424	2.5606	0.11%	2.5659	0.998	-0.0053	-0.21%
34	11-Mar-02	2424	2.5597	0.11%	2.5660	0.998	-0.0063	-0.25%
35	11-Mar-02	2740	2.5649	0.09%	2.5660	1.000	-0.0011	-0.04%
36	12-Mar-02	2026	2.5642	0.11%	2.5660	0.999	-0.0018	-0.07%
37	12-Mar-02	1985	2.5673	0.11%	2.5660	1.000	0.0013	0.05%
38	18-Mar-02	1985	2.5674	0.12%	2.5661	1.000	0.0013	0.05%
39	18-Mar-02	2026	2.5646	0.10%	2.5661	0.999	-0.0015	-0.06%
40	19-Mar-02	2740	2.5654	0.10%	2.5661	1.000	-0.0007	-0.03%
41	19-Mar-02	2424	2.5662	0.11%	2.5661	1.000	0.0001	0.00%
42	25-Mar-02	1985	2.5650	0.12%	2.5662	1.000	-0.0012	-0.05%

43	25-Mar-02	2026	2.5634	0.10%	2.5662	0.999	-0.0028	-0.11%
44	26-Mar-02	2424	2.5731	0.12%	2.5663	1.003	0.0069	0.27%
45	27-Mar-02	2740	2.5635	0.09%	2.5663	0.999	-0.0028	-0.11%
46	01-Apr-02	2026	2.5721	0.10%	2.5664	1.002	0.0058	0.22%
47	01-Apr-02	1985	2.5643	0.11%	2.5664	0.999	-0.0021	-0.08%
48	02-Apr-02	2424	2.5672	0.10%	2.5664	1.000	0.0008	0.03%
49	02-Apr-02	2740	2.5672	0.09%	2.5664	1.000	0.0008	0.03%
50	08-Apr-02	2026	2.5689	0.11%	2.5665	1.001	0.0024	0.10%
51	08-Apr-02	1985	2.5642	0.12%	2.5665	0.999	-0.0023	-0.09%
52	08-Apr-02	2424	2.5681	0.10%	2.5665	1.001	0.0016	0.06%
53	08-Apr-02	2740	2.5709	0.11%	2.5665	1.002	0.0044	0.17%
54	15-Apr-02	2026	2.5655	0.11%	2.5666	1.000	-0.0011	-0.04%
55	15-Apr-02	2424	2.5664	0.11%	2.5666	1.000	-0.0002	-0.01%
56	16-Apr-02	2740	2.5645	0.09%	2.5666	0.999	-0.0021	-0.08%
57	16-Apr-02	1985	2.5660	0.12%	2.5666	1.000	-0.0006	-0.02%
58	22-Apr-02	2026	2.5693	0.10%	2.5667	1.001	0.0026	0.10%
59	22-Apr-02	1985	2.5675	0.12%	2.5667	1.000	0.0008	0.03%
60	23-Apr-02	2424	2.5650	0.11%	2.5667	0.999	-0.0017	-0.07%
61	23-Apr-02	2740	2.5639	0.09%	2.5667	0.999	-0.0028	-0.11%
62	29-Apr-02	2740	2.5646	0.11%	2.5668	0.999	-0.0022	-0.09%
63	29-Apr-02	2026	2.5690	0.09%	2.5668	1.001	0.0022	0.09%
64	30-Apr-02	1985	2.5637	0.11%	2.5668	0.999	-0.0031	-0.12%
65	30-Apr-02	2424	2.5672	0.11%	2.5668	1.000	0.0004	0.01%
66	06-May-02	2424	2.5680	0.11%	2.5669	1.000	0.0011	0.04%
67	06-May-02	1985	2.5674	0.13%	2.5669	1.000	0.0005	0.02%
68	06-May-02	2026	2.5701	0.10%	2.5669	1.001	0.0032	0.12%
69	07-May-02	2740	2.5697	0.11%	2.5669	1.001	0.0028	0.11%
70	13-May-02	1985	2.5612	0.12%	2.5670	0.998	-0.0058	-0.23%
71	13-May-02	2026	2.5667	0.10%	2.5670	1.000	-0.0003	-0.01%
72	20-May-02	2026	2.5718	0.11%	2.5671	1.002	0.0047	0.18%
73	20-May-02	1985	2.5672	0.11%	2.5671	1.000	0.0001	0.00%
74	21-May-02	2424	2.5683	0.11%	2.5672	1.000	0.0011	0.04%
75	03-Jun-02	1985	2.5683	0.11%	2.5674	1.000	0.0009	0.04%
76	04-Jun-02	2740	2.5639	0.11%	2.5674	0.999	-0.0035	-0.14%
77	04-Jun-02	2424	2.5643	0.11%	2.5674	0.999	-0.0031	-0.12%
78	06-Jun-02	2026	2.5734	0.11%	2.5674	1.002	0.0060	0.23%
79	10-Jun-02	1985	2.5640	0.11%	2.5675	0.999	-0.0035	-0.14%
80	10-Jun-02	2026	2.5667	0.10%	2.5675	1.000	-0.0008	-0.03%
81	11-Jun-02	2424	2.5689	0.11%	2.5675	1.001	0.0014	0.05%
82	17-Jun-02	2026	2.5659	0.11%	2.5676	0.999	-0.0017	-0.07%
83	17-Jun-02	2424	2.5660	0.11%	2.5676	0.999	-0.0016	-0.06%
84	18-Jun-02	1985	2.5624	0.11%	2.5676	0.998	-0.0052	-0.20%
85	24-Jun-02	2026	2.5694	0.10%	2.5677	1.001	0.0017	0.07%
86	24-Jun-02	2424	2.5690	0.12%	2.5677	1.001	0.0013	0.05%
87	25-Jun-02	1985	2.5636	0.12%	2.5677	0.998	-0.0041	-0.16%
88	01-Jul-02	1985	2.5636	0.12%	2.5678	0.998	-0.0042	-0.16%
89	02-Jul-02	2026	2.5697	0.10%	2.5678	1.001	0.0019	0.07%
90	02-Jul-02	2424	2.5706	0.11%	2.5678	1.001	0.0028	0.11%
91	08-Jul-02	2026	2.5725	0.11%	2.5679	1.002	0.0046	0.18%
92	08-Jul-02	1985	2.5668	0.12%	2.5679	1.000	-0.0011	-0.04%

93	08-Jul-02	2424	2.5660	0.11%	2.5679	0.999	-0.0019	-0.07%
94	11-Jul-02	1985	2.5670	0.10%	2.5680	1.000	-0.0010	-0.04%
95	12-Jul-02	2424	2.5702	0.12%	2.5680	1.001	0.0022	0.09%
96	14-Jul-02	2026	2.5692	0.12%	2.5680	1.000	0.0012	0.05%
97	15-Jul-02	2424	2.5684	0.11%	2.5680	1.000	0.0004	0.01%
98	15-Jul-02	1985	2.5712	0.12%	2.5680	1.001	0.0032	0.12%
99	22-Jul-02	1985	2.5666	0.12%	2.5682	0.999	-0.0016	-0.06%
100	22-Jul-02	2026	2.5681	0.10%	2.5682	1.000	-0.0001	0.00%
101	23-Jul-02	2424	2.5686	0.13%	2.5682	1.000	0.0004	0.02%
102	29-Jul-02	2424	2.5680	0.12%	2.5683	1.000	-0.0003	-0.01%
103	29-Jul-02	2026	2.5690	0.10%	2.5683	1.000	0.0007	0.03%
104	29-Jul-02	1985	2.5662	0.12%	2.5683	0.999	-0.0021	-0.08%
105	05-Aug-02	2026	2.5715	0.10%	2.5684	1.001	0.0031	0.12%
106	05-Aug-02	1985	2.5688	0.11%	2.5684	1.000	0.0004	0.02%
107	05-Aug-02	2424	2.5661	0.12%	2.5684	0.999	-0.0023	-0.09%
108	13-Aug-02	2026	2.5715	0.10%	2.5685	1.001	0.0030	0.12%
109	13-Aug-02	1985	2.5637	0.12%	2.5685	0.998	-0.0048	-0.19%
110	13-Aug-02	2424	2.5723	0.12%	2.5685	1.001	0.0038	0.15%
111	19-Aug-02	1985	2.5645	0.11%	2.5686	0.998	-0.0041	-0.16%
112	20-Aug-02	2026	2.5717	0.10%	2.5686	1.001	0.0031	0.12%
113	20-Aug-02	2424	2.5679	0.11%	2.5686	1.000	-0.0007	-0.03%
114	26-Aug-02	2026	2.5699	0.12%	2.5687	1.000	0.0012	0.05%
115	26-Aug-02	1985	2.5684	0.12%	2.5687	1.000	-0.0003	-0.01%
116	26-Aug-02	2424	2.5694	0.12%	2.5687	1.000	0.0007	0.03%
117	03-Sep-02	2026	2.5715	0.10%	2.5688	1.001	0.0027	0.10%
118	03-Sep-02	1985	2.5668	0.12%	2.5688	0.999	-0.0020	-0.08%
119	03-Sep-02	2424	2.5647	0.12%	2.5688	0.998	-0.0041	-0.16%
120	09-Sep-02	1985	2.5690	0.13%	2.5689	1.000	0.0001	0.00%
121	10-Sep-02	2424	2.5672	0.13%	2.5689	0.999	-0.0017	-0.07%
122	10-Sep-02	2026	2.5683	0.10%	2.5689	1.000	-0.0006	-0.02%
123	16-Sep-02	1985	2.5638	0.12%	2.5690	0.998	-0.0052	-0.20%
124	16-Sep-02	2026	2.5663	0.11%	2.5690	0.999	-0.0027	-0.11%
125	23-Sep-02	2424	2.5647	0.13%	2.5692	0.998	-0.0045	-0.17%
126	24-Sep-02	1985	2.5676	0.12%	2.5692	0.999	-0.0016	-0.06%
127	24-Sep-02	2026	2.5710	0.10%	2.5692	1.001	0.0018	0.07%
128	30-Sep-02	2424	2.5751	0.13%	2.5693	1.002	0.0058	0.23%
129	30-Sep-02	1985	2.5714	0.12%	2.5693	1.001	0.0021	0.08%
130	02-Oct-02	2026	2.5745	0.12%	2.5693	1.002	0.0052	0.20%
131	07-Oct-02	2424	2.5701	0.12%	2.5694	1.000	0.0007	0.03%
132	07-Oct-02	1985	2.5704	0.12%	2.5694	1.000	0.0010	0.04%
133	08-Oct-02	2026	2.5755	0.10%	2.5694	1.002	0.0061	0.24%
134	14-Oct-02	1985	2.5724	0.13%	2.5695	1.001	0.0029	0.11%
135	14-Oct-02	2026	2.5747	0.11%	2.5695	1.002	0.0052	0.20%
136	15-Oct-02	2424	2.5681	0.13%	2.5695	0.999	-0.0014	-0.05%
137	21-Oct-02	2026	2.5712	0.10%	2.5696	1.001	0.0016	0.06%
138	21-Oct-02	1985	2.5654	0.12%	2.5696	0.998	-0.0042	-0.16%
139	22-Oct-02	2424	2.5719	0.13%	2.5696	1.001	0.0023	0.09%
140	28-Oct-02	1985	2.5720	0.12%	2.5697	1.001	0.0023	0.09%
141	28-Oct-02	2424	2.5771	0.12%	2.5697	1.003	0.0074	0.29%
142	28-Oct-02	2026	2.5709	0.10%	2.5697	1.000	0.0012	0.05%

143	04-Nov-02	1985	2.5701	0.13%	2.5698	1.000	0.0003	0.01%
144	04-Nov-02	2026	2.5719	0.10%	2.5698	1.001	0.0021	0.08%
145	05-Nov-02	2424	2.5640	0.13%	2.5698	0.998	-0.0058	-0.23%
146	11-Nov-02	1985	2.5657	0.14%	2.5699	0.998	-0.0042	-0.16%
147	11-Nov-02	2424	2.5651	0.12%	2.5699	0.998	-0.0048	-0.19%
148	12-Nov-02	2026	2.5700	0.10%	2.5699	1.000	0.0001	0.00%
149	18-Nov-02	1985	2.5682	0.13%	2.5700	0.999	-0.0018	-0.07%
150	19-Nov-02	2026	2.5735	0.10%	2.5700	1.001	0.0035	0.13%
151	19-Nov-02	2424	2.5734	0.11%	2.5700	1.001	0.0034	0.13%
152	25-Nov-02	1985	2.5658	0.14%	2.5701	0.998	-0.0043	-0.17%
153	25-Nov-02	2026	2.5681	0.10%	2.5701	0.999	-0.0020	-0.08%
154	26-Nov-02	2424	2.5719	0.14%	2.5702	1.001	0.0018	0.07%
155	02-Dec-02	2026	2.5718	0.10%	2.5702	1.001	0.0016	0.06%
156	02-Dec-02	1985	2.5699	0.13%	2.5702	1.000	-0.0003	-0.01%
157	03-Dec-02	2424	2.5720	0.13%	2.5703	1.001	0.0017	0.07%
158	08-Dec-02	1985	2.5675	0.13%	2.5703	0.999	-0.0028	-0.11%
159	09-Dec-02	2026	2.5733	0.11%	2.5704	1.001	0.0030	0.11%
160	09-Dec-02	2424	2.5731	0.12%	2.5704	1.001	0.0028	0.11%
161	16-Dec-02	1985	2.5640	0.15%	2.5705	0.997	-0.0065	-0.25%
162	16-Dec-02	2026	2.5692	0.10%	2.5705	1.000	-0.0013	-0.05%
163	17-Dec-02	2424	2.5707	0.12%	2.5705	1.000	0.0002	0.01%
164	23-Dec-02	1985	2.5649	0.16%	2.5706	0.998	-0.0057	-0.22%
165	23-Dec-02	2026	2.5695	0.10%	2.5706	1.000	-0.0011	-0.04%
166	23-Dec-02	2424	2.5728	0.12%	2.5706	1.001	0.0022	0.09%
167	30-Dec-02	2026	2.5718	0.10%	2.5707	1.000	0.0011	0.04%
168	30-Dec-02	2424	2.5749	0.15%	2.5707	1.002	0.0042	0.16%
169	30-Dec-02	1985	2.5678	0.15%	2.5707	0.999	-0.0029	-0.11%

LLNL Calex 1

#	Date Measured	Instr. ID	P-eff (mw/g)	Uncert. 1 STD	Accepted P-eff	Ratio M/A	mW/g Error	Percent Error
1	01-Jan-02	1	2.5540	0.09%	2.5649	0.996	-0.0109	-0.42%
2	02-Jan-02	3A	2.5610	0.12%	2.5649	0.998	-0.0039	-0.15%
3	07-Jan-02	3A	2.5560	0.11%	2.5650	0.996	-0.0090	-0.35%
4	09-Jan-02	3A	2.5590	0.11%	2.5650	0.998	-0.0060	-0.23%
5	23-Jan-02	1	2.5620	0.08%	2.5652	0.999	-0.0032	-0.13%
6	28-Jan-02	3A	2.5590	0.11%	2.5653	0.998	-0.0063	-0.25%
7	05-Feb-02	1	2.5580	0.08%	2.5655	0.997	-0.0075	-0.29%
8	05-Feb-02	3A	2.5620	0.11%	2.5655	0.999	-0.0035	-0.13%
9	07-Feb-02	1	2.5620	0.09%	2.5655	0.999	-0.0035	-0.14%
10	15-Feb-02	1	2.5590	0.09%	2.5656	0.997	-0.0066	-0.26%
11	21-Feb-02	3A	2.5570	0.10%	2.5657	0.997	-0.0087	-0.34%
12	27-Feb-02	3A	2.5580	0.10%	2.5658	0.997	-0.0078	-0.30%
13	04-Mar-02	1	2.5600	0.08%	2.5659	0.998	-0.0059	-0.23%
14	08-Mar-02	3A	2.5570	0.10%	2.5660	0.997	-0.0090	-0.35%
15	12-Mar-02	1	2.5620	0.08%	2.5660	0.998	-0.0040	-0.16%
16	18-Mar-02	3A	2.5610	0.10%	2.5661	0.998	-0.0051	-0.20%
17	20-Mar-02	1	2.5620	0.08%	2.5662	0.998	-0.0042	-0.16%
18	25-Mar-02	3A	2.5580	0.10%	2.5662	0.997	-0.0082	-0.32%

19	02-Apr-02	3a	2.5600	0.09%	2.5664	0.998	-0.0064	-0.25%
20	16-Apr-02	1	2.5600	0.08%	2.5666	0.997	-0.0066	-0.26%
21	16-Apr-02	3a	2.5550	0.11%	2.5666	0.995	-0.0116	-0.45%
22	22-Apr-02	1	2.5660	0.11%	2.5667	1.000	-0.0007	-0.03%
23	23-Apr-02	3a	2.5570	0.09%	2.5667	0.996	-0.0097	-0.38%
24	26-Apr-02	1	2.5635	0.08%	2.5668	0.999	-0.0033	-0.13%
25	29-Apr-02	3a	2.5590	0.09%	2.5668	0.997	-0.0078	-0.30%
26	30-Apr-02	1	2.5617	0.08%	2.5668	0.998	-0.0051	-0.20%
27	02-May-02	3a	2.5600	0.09%	2.5669	0.997	-0.0069	-0.27%
28	03-May-02	1	2.5600	0.09%	2.5669	0.997	-0.0069	-0.27%
29	03-May-02	2	2.5630	0.11%	2.5669	0.998	-0.0039	-0.15%
30	03-May-02	2	2.5630	0.12%	2.5669	0.998	-0.0039	-0.15%
31	03-May-02	2	2.5630	0.11%	2.5669	0.998	-0.0039	-0.15%
32	03-May-02	2	2.5630	0.12%	2.5669	0.998	-0.0039	-0.15%
33	04-May-02	2	2.5640	0.12%	2.5669	0.999	-0.0029	-0.11%
34	04-May-02	2	2.5640	0.12%	2.5669	0.999	-0.0029	-0.11%
35	08-May-02	1	2.5620	0.09%	2.5670	0.998	-0.0050	-0.19%
36	15-May-02	1	2.5650	0.08%	2.5671	0.999	-0.0021	-0.08%
37	22-May-02	1	2.5650	0.08%	2.5672	0.999	-0.0022	-0.08%
38	23-May-02	3a	2.5590	0.10%	2.5672	0.997	-0.0082	-0.32%
39	23-May-02	3a	2.5590	0.10%	2.5672	0.997	-0.0082	-0.32%
40	24-May-02	3a	2.5600	0.10%	2.5672	0.997	-0.0072	-0.28%
41	24-May-02	3a	2.5580	0.10%	2.5672	0.996	-0.0092	-0.36%
42	24-May-02	3a	2.5600	0.10%	2.5672	0.997	-0.0072	-0.28%
43	04-Jun-02	3a	2.5630	0.10%	2.5674	0.998	-0.0044	-0.17%
44	14-Jun-02	3a	2.5580	0.10%	2.5675	0.996	-0.0095	-0.37%
45	18-Jun-02	1	2.5650	0.09%	2.5676	0.999	-0.0026	-0.10%
46	19-Jun-02	3a	2.5580	0.11%	2.5676	0.996	-0.0096	-0.37%
47	21-Jun-02	1	2.5610	0.08%	2.5677	0.997	-0.0067	-0.26%
48	25-Jun-02	3a	2.5590	0.10%	2.5677	0.997	-0.0087	-0.34%
49	02-Jul-02	1	2.5630	0.08%	2.5678	0.998	-0.0048	-0.19%
50	10-Jul-02	3	2.5590	0.10%	2.5680	0.997	-0.0090	-0.35%
51	10-Jul-02	3a	2.5590	0.10%	2.5680	0.997	-0.0090	-0.35%
52	11-Jul-02	3	2.5610	0.10%	2.5680	0.997	-0.0070	-0.27%
53	11-Jul-02	3	2.5610	0.10%	2.5680	0.997	-0.0070	-0.27%
54	11-Jul-02	3a	2.5610	0.10%	2.5680	0.997	-0.0070	-0.27%
55	11-Jul-02	3a	2.5610	0.10%	2.5680	0.997	-0.0070	-0.27%
56	18-Jul-02	1	2.5660	0.08%	2.5681	0.999	-0.0021	-0.08%
57	19-Jul-02	3	2.5620	0.10%	2.5681	0.998	-0.0061	-0.24%
58	19-Jul-02	3a	2.5620	0.10%	2.5681	0.998	-0.0061	-0.24%
59	25-Jul-02	1	2.5650	0.09%	2.5682	0.999	-0.0032	-0.12%
60	29-Jul-02	1	2.5640	0.09%	2.5683	0.998	-0.0043	-0.17%
61	31-Jul-02	1	2.5650	0.08%	2.5683	0.999	-0.0033	-0.13%
62	01-Aug-02	3a	2.5630	0.11%	2.5683	0.998	-0.0053	-0.21%
63	15-Aug-02	3a	2.5580	0.10%	2.5685	0.996	-0.0105	-0.41%
64	20-Aug-02	1	2.5640	0.09%	2.5686	0.998	-0.0046	-0.18%
65	21-Aug-02	3a	2.5610	0.11%	2.5686	0.997	-0.0076	-0.30%
66	26-Aug-02	3a	2.5590	0.10%	2.5687	0.996	-0.0097	-0.38%
67	27-Aug-02	1	2.5670	0.08%	2.5687	0.999	-0.0017	-0.07%
68	05-Sep-02	1	2.5670	0.08%	2.5689	0.999	-0.0019	-0.07%

69	05-Sep-02	3a	2.5610	0.10%	2.5689	0.997	-0.0079	-0.31%
70	11-Sep-02	1	2.5660	0.08%	2.5690	0.999	-0.0030	-0.12%
71	13-Sep-02	3a	2.5580	0.13%	2.5690	0.996	-0.0110	-0.43%
72	16-Sep-02	1	2.5630	0.08%	2.5690	0.998	-0.0060	-0.23%
73	16-Sep-02	2	2.5660	0.11%	2.5690	0.999	-0.0030	-0.12%
74	16-Sep-02	2	2.5660	0.11%	2.5690	0.999	-0.0030	-0.12%
75	18-Sep-02	3a	2.5630	0.10%	2.5691	0.998	-0.0061	-0.24%
76	19-Sep-02	1	2.5620	0.08%	2.5691	0.997	-0.0071	-0.28%
77	22-Sep-02	2	2.5650	0.13%	2.5691	0.998	-0.0041	-0.16%
78	24-Sep-02	1	2.5630	0.10%	2.5692	0.998	-0.0062	-0.24%
79	27-Sep-02	3a	2.5660	0.10%	2.5692	0.999	-0.0032	-0.12%
80	28-Sep-02	3a	2.5630	0.10%	2.5692	0.998	-0.0062	-0.24%
81	30-Sep-02	1	2.5630	0.08%	2.5693	0.998	-0.0063	-0.24%
82	30-Sep-02	2	2.5630	0.10%	2.5693	0.998	-0.0063	-0.24%
83	30-Sep-02	2	2.5630	0.10%	2.5693	0.998	-0.0063	-0.24%
84	03-Oct-02	3a	2.5610	0.09%	2.5693	0.997	-0.0083	-0.32%
85	04-Oct-02	1	2.5630	0.09%	2.5693	0.998	-0.0063	-0.25%
86	14-Oct-02	3a	2.5600	0.10%	2.5695	0.996	-0.0095	-0.37%
87	17-Oct-02	2	2.5650	0.10%	2.5695	0.998	-0.0045	-0.18%
88	25-Oct-02	3a	2.5620	0.10%	2.5697	0.997	-0.0077	-0.30%
89	30-Oct-02	3a	2.5630	0.09%	2.5697	0.997	-0.0067	-0.26%
90	04-Nov-02	2	2.5690	0.11%	2.5698	1.000	-0.0008	-0.03%
91	07-Nov-02	1	2.5650	0.08%	2.5699	0.998	-0.0049	-0.19%
92	08-Nov-02	3a	2.5630	0.09%	2.5699	0.997	-0.0069	-0.27%
93	14-Nov-02	1	2.5620	0.08%	2.5700	0.997	-0.0080	-0.31%
94	14-Nov-02	3a	2.5620	0.10%	2.5700	0.997	-0.0080	-0.31%
95	20-Nov-02	1	2.5650	0.08%	2.5701	0.998	-0.0051	-0.20%
96	21-Nov-02	3a	2.5640	0.10%	2.5701	0.998	-0.0061	-0.24%
97	22-Nov-02	2	2.5670	0.12%	2.5701	0.999	-0.0031	-0.12%
98	26-Nov-02	3a	2.5680	0.10%	2.5702	0.999	-0.0022	-0.08%
99	27-Nov-02	1	2.5660	0.10%	2.5702	0.998	-0.0042	-0.16%
100	04-Dec-02	2	2.5640	0.12%	2.5703	0.998	-0.0063	-0.24%
101	05-Dec-02	3a	2.5590	0.10%	2.5703	0.996	-0.0113	-0.44%
102	06-Dec-02	1	2.5680	0.08%	2.5703	0.999	-0.0023	-0.09%
103	10-Dec-02	3a	2.5690	0.09%	2.5704	0.999	-0.0014	-0.05%

LLNL Calex 2

#	Date Measured	Instr. ID	P-eff (mw/g)	Uncert. 1 STD	Accepted P-eff	Ratio M/A	mW/g Error	Percent Error
1	30-Apr-02	3	3.8432	0.16%	3.8596	0.996	-0.0164	-0.42%
2	28-Jun-02	3	3.8420	0.11%	3.8653	0.994	-0.0233	-0.60%
3	15-Jul-02	3	3.8610	0.13%	3.8670	0.998	-0.0060	-0.15%
4	26-Jul-02	3	3.8510	0.13%	3.8680	0.996	-0.0170	-0.44%

LANL

#	Date Measured	Instr. ID	P-eff (mw/g)	Uncert. 1 STD	Accepted P-eff	Ratio M/A	mW/g Error	Percent Error
1	02-Jan-02	F9	2.5565	0.00%	2.5649	0.997	-0.0084	-0.33%
2	07-Jan-02	F5	2.5790	0.00%	2.5650	1.005	0.0141	0.55%
3	14-Jan-02	F6	2.5692	0.00%	2.5651	1.002	0.0041	0.16%

4	14-Jan-02	F9	2.5642	0.00%	2.5651	1.000	-0.0009	-0.03%
5	23-Jan-02	F5	2.5678	0.00%	2.5652	1.001	0.0026	0.10%
6	23-Jan-02	F9	2.5615	0.00%	2.5652	0.999	-0.0037	-0.15%
7	24-Jan-02	F6	2.5681	0.00%	2.5653	1.001	0.0029	0.11%
8	28-Jan-02	F5	2.5669	0.00%	2.5653	1.001	0.0016	0.06%
9	28-Jan-02	F6	2.5572	0.00%	2.5653	0.997	-0.0082	-0.32%
10	04-Feb-02	F5	2.5659	0.00%	2.5654	1.000	0.0005	0.02%
11	04-Feb-02	F9	2.5624	0.00%	2.5654	0.999	-0.0031	-0.12%
12	11-Feb-02	F6	2.5722	0.00%	2.5656	1.003	0.0067	0.26%
13	11-Feb-02	F9	2.5707	0.00%	2.5656	1.002	0.0051	0.20%
14	19-Feb-02	F5	2.5790	0.00%	2.5657	1.005	0.0133	0.52%
15	26-Feb-02	F5	2.5510	0.00%	2.5658	0.994	-0.0148	-0.58%
16	04-Mar-02	F6	2.5677	0.00%	2.5659	1.001	0.0018	0.07%
17	04-Mar-02	F9	2.5659	0.00%	2.5659	1.000	0.0000	0.00%
18	11-Mar-02	F5	2.5679	0.00%	2.5660	1.001	0.0019	0.07%
19	18-Mar-02	F6	2.5754	0.00%	2.5661	1.004	0.0092	0.36%
20	18-Mar-02	F9	2.5784	0.00%	2.5661	1.005	0.0123	0.48%
21	25-Mar-02	F5	2.5713	0.00%	2.5662	1.002	0.0050	0.20%
22	01-Apr-02	F6	2.5724	0.00%	2.5664	1.002	0.0061	0.24%
23	01-Apr-02	F9	2.5657	0.00%	2.5664	1.000	-0.0006	-0.02%
24	08-Apr-02	F6	2.5639	0.00%	2.5665	0.999	-0.0026	-0.10%
25	08-Apr-02	F9	2.5703	0.00%	2.5665	1.001	0.0038	0.15%
26	15-Apr-02	F5	2.5638	0.00%	2.5666	0.999	-0.0027	-0.11%
27	22-Apr-02	F6	2.5670	0.00%	2.5667	1.000	0.0003	0.01%
28	22-Apr-02	F9	2.5751	0.00%	2.5667	1.003	0.0084	0.33%
29	29-Apr-02	F5	2.5605	0.00%	2.5668	0.998	-0.0063	-0.24%
30	06-May-02	F6	2.5791	0.00%	2.5669	1.005	0.0121	0.47%
31	06-May-02	F9	2.5796	0.00%	2.5669	1.005	0.0127	0.49%
32	13-May-02	F5	2.5712	0.00%	2.5670	1.002	0.0042	0.16%
33	20-May-02	F6	2.5672	0.00%	2.5671	1.000	0.0001	0.00%
34	20-May-02	F9	2.5667	0.00%	2.5671	1.000	-0.0004	-0.02%
35	28-May-02	F5	2.5599	0.00%	2.5673	0.997	-0.0074	-0.29%
36	03-Jun-02	F6	2.5685	0.00%	2.5674	1.000	0.0011	0.04%
37	03-Jun-02	F9	2.5579	0.00%	2.5674	0.996	-0.0094	-0.37%
38	11-Jun-02	F5	2.5782	0.00%	2.5675	1.004	0.0107	0.42%
39	17-Jun-02	F6	2.5760	0.00%	2.5676	1.003	0.0084	0.33%
40	17-Jun-02	F9	2.5777	0.00%	2.5676	1.004	0.0101	0.39%
41	24-Jun-02	F5	2.5651	0.00%	2.5677	0.999	-0.0026	-0.10%
42	01-Jul-02	F6	2.5576	0.00%	2.5678	0.996	-0.0102	-0.40%
43	01-Jul-02	F9	2.5581	0.00%	2.5678	0.996	-0.0097	-0.38%
44	09-Jul-02	F5	2.5693	0.00%	2.5679	1.001	0.0014	0.05%
45	15-Jul-02	F6	2.5735	0.00%	2.5680	1.002	0.0054	0.21%
46	15-Jul-02	F9	2.5703	0.00%	2.5680	1.001	0.0023	0.09%
47	22-Jul-02	F5	2.5744	0.00%	2.5682	1.002	0.0062	0.24%
48	29-Jul-02	F6	2.5696	0.00%	2.5683	1.001	0.0014	0.05%
49	29-Jul-02	F9	2.5768	0.00%	2.5683	1.003	0.0086	0.33%
50	05-Aug-02	F5	2.5808	0.00%	2.5684	1.005	0.0125	0.49%
51	12-Aug-02	F6	2.5586	0.00%	2.5685	0.996	-0.0099	-0.38%
52	12-Aug-02	F9	2.5603	0.00%	2.5685	0.997	-0.0081	-0.32%
53	19-Aug-02	F5	2.5613	0.00%	2.5686	0.997	-0.0073	-0.28%

54	26-Aug-02	F5	2.5601	0.00%	2.5687	0.997	-0.0086	-0.33%
55	03-Sep-02	F6	2.5840	0.00%	2.5688	1.006	0.0152	0.59%
56	03-Sep-02	F9	2.5841	0.00%	2.5688	1.006	0.0153	0.60%
57	09-Sep-02	F5	2.5682	0.00%	2.5689	1.000	-0.0007	-0.03%
58	17-Sep-02	F6	2.5707	0.00%	2.5691	1.001	0.0016	0.06%
59	17-Sep-02	F9	2.5644	0.00%	2.5691	0.998	-0.0047	-0.18%
60	23-Sep-02	F5	2.5651	0.00%	2.5692	0.998	-0.0041	-0.16%
61	30-Sep-02	F6	2.5666	0.00%	2.5693	0.999	-0.0027	-0.10%
62	30-Sep-02	F9	2.5841	0.00%	2.5693	1.006	0.0149	0.58%
63	07-Oct-02	F5	2.5575	0.00%	2.5694	0.995	-0.0119	-0.46%
64	15-Oct-02	F6	2.5641	0.00%	2.5695	0.998	-0.0054	-0.21%
65	15-Oct-02	F9	2.5675	0.00%	2.5695	0.999	-0.0020	-0.08%
66	21-Oct-02	F5	2.5639	0.00%	2.5696	0.998	-0.0056	-0.22%
67	28-Oct-02	F6	2.5642	0.00%	2.5697	0.998	-0.0055	-0.21%
68	28-Oct-02	F9	2.5782	0.00%	2.5697	1.003	0.0085	0.33%
69	04-Nov-02	F5	2.5583	0.00%	2.5698	0.996	-0.0115	-0.45%
70	12-Nov-02	F6	2.5618	0.00%	2.5699	0.997	-0.0081	-0.32%
71	12-Nov-02	F9	2.5704	0.00%	2.5699	1.000	0.0004	0.02%
72	18-Nov-02	F5	2.5811	0.00%	2.5700	1.004	0.0110	0.43%
73	25-Nov-02	F6	2.5620	0.00%	2.5701	0.997	-0.0082	-0.32%
74	25-Nov-02	F9	2.5602	0.00%	2.5701	0.996	-0.0100	-0.39%
75	02-Dec-02	F5	2.5561	0.00%	2.5702	0.994	-0.0142	-0.55%
76	09-Dec-02	F5	2.5643	0.00%	2.5704	0.998	-0.0061	-0.24%
77	09-Dec-02	F6	2.5704	0.00%	2.5704	1.000	0.0000	0.00%
78	19-Dec-02	F9	2.5647	0.00%	2.5705	0.998	-0.0058	-0.22%

ROCKY FLATS - AL

#	Date Measured	Instr. ID	P-eff (mw/g)	Uncert. 1 STD	Accepted P-eff	Ratio M/A	mW/g Error	Percent Error
1	03-Jan-02	GPC1	2.5805	0.63%	2.5649	1.006	0.0156	0.61%
2	06-Jan-02	T5	2.5764	0.49%	2.5650	1.004	0.0114	0.45%
3	06-Feb-02	GPC1	2.5746	0.69%	2.5655	1.004	0.0091	0.36%
4	24-Feb-02	T5	2.5892	0.54%	2.5658	1.009	0.0234	0.91%
5	11-Mar-02	T5	2.5801	0.52%	2.5660	1.005	0.0141	0.55%
6	12-Mar-02	GPC1	2.5880	0.68%	2.5660	1.009	0.0220	0.86%
7	08-Apr-02	GPC1	2.5710	0.58%	2.5665	1.002	0.0045	0.18%
8	11-May-02	T5	2.5858	0.53%	2.5670	1.007	0.0188	0.73%
9	22-May-02	GPC1	2.5670	0.62%	2.5672	1.000	-0.0002	-0.01%
10	29-May-02	T5	2.5873	0.52%	2.5673	1.008	0.0200	0.78%
11	16-Jun-02	T5	2.5703	0.48%	2.5676	1.001	0.0027	0.11%
12	02-Jul-02	GPC1	2.5629	0.50%	2.5678	0.998	-0.0049	-0.19%
13	15-Jul-02	T5	2.5660	0.60%	2.5680	0.999	-0.0020	-0.08%
14	18-Jul-02	GPC1	2.5539	0.58%	2.5681	0.994	-0.0142	-0.55%
15	18-Jul-02	GPC1	2.5838	0.58%	2.5681	1.006	0.0157	0.61%
16	14-Aug-02	T5	2.5828	0.49%	2.5685	1.006	0.0143	0.56%
17	14-Aug-02	GPC1	2.5672	0.51%	2.5685	0.999	-0.0013	-0.05%
18	12-Sep-02	T4	2.5641	0.46%	2.5690	0.998	-0.0049	-0.19%
19	12-Sep-02	T4	2.5704	0.43%	2.5690	1.001	0.0014	0.06%
20	12-Sep-02	T4	2.5576	0.45%	2.5690	0.996	-0.0114	-0.44%

21	12-Sep-02	T4	2.5808	0.43%	2.5690	1.005	0.0118	0.46%
22	18-Sep-02	T4	2.5546	0.45%	2.5691	0.994	-0.0145	-0.56%
23	15-Oct-02	T4	2.5945	0.79%	2.5695	1.010	0.0250	0.97%
24	15-Oct-02	T4	2.5669	0.57%	2.5695	0.999	-0.0026	-0.10%
25	15-Oct-02	T4	2.5662	0.52%	2.5695	0.999	-0.0033	-0.13%
26	15-Oct-02	T4	2.5540	0.55%	2.5695	0.994	-0.0155	-0.60%
27	15-Oct-02	T4	2.5482	0.57%	2.5695	0.992	-0.0213	-0.83%
28	15-Oct-02	T4	2.5761	0.58%	2.5695	1.003	0.0066	0.26%
29	19-Nov-02	GPC1	2.5926	0.82%	2.5700	1.009	0.0226	0.88%
30	19-Nov-02	GPC1	2.5558	0.84%	2.5700	0.994	-0.0142	-0.55%
31	19-Nov-02	GPC1	2.5661	0.87%	2.5700	0.998	-0.0039	-0.15%
32	19-Nov-02	GPC1	2.5916	0.90%	2.5700	1.008	0.0216	0.84%
33	19-Nov-02	GPC1	2.5686	0.92%	2.5700	0.999	-0.0014	-0.06%
34	18-Dec-02	T4	2.6080	0.55%	2.5705	1.015	0.0375	1.46%
35	18-Dec-02	T4	2.5789	0.56%	2.5705	1.003	0.0084	0.33%
36	18-Dec-02	T4	2.5835	0.57%	2.5705	1.005	0.0130	0.51%
37	20-Dec-02	T4	2.5643	0.59%	2.5705	0.998	-0.0062	-0.24%
38	20-Dec-02	T4	2.5742	0.55%	2.5705	1.001	0.0037	0.14%

SAVANNAH RIVER

#	Date Measured	Instr. ID	P-eff (mw/g)	Uncert. 1 STD	Accepted P-eff	Ratio M/A	mW/g Error	Percent Error
1	01-Jan-02	1	2.5802	0.00%	2.5649	1.006	0.0153	0.60%
2	01-Jan-02	1	2.5491	0.00%	2.5649	0.994	-0.0158	-0.62%
3	02-Jan-02	1	2.5762	0.00%	2.5649	1.004	0.0113	0.44%
4	02-Jan-02	1	2.5747	0.00%	2.5649	1.004	0.0098	0.38%
5	03-Jan-02	1	2.5909	0.00%	2.5649	1.010	0.0260	1.01%
6	08-Jan-02	1	2.5576	0.00%	2.5650	0.997	-0.0074	-0.29%
7	08-Jan-02	1	2.5925	0.00%	2.5650	1.011	0.0275	1.07%
8	09-Jan-02	1	2.5895	0.00%	2.5650	1.010	0.0245	0.95%
9	11-Jan-02	1	2.5415	0.00%	2.5651	0.991	-0.0236	-0.92%
10	11-Jan-02	1	2.5690	0.00%	2.5651	1.002	0.0040	0.15%
11	05-Mar-02	1	2.5659	0.00%	2.5659	1.000	0.0000	0.00%
12	05-Mar-02	1	2.5707	0.00%	2.5659	1.002	0.0048	0.19%
13	05-Mar-02	1	2.5566	0.00%	2.5659	0.996	-0.0093	-0.36%
14	05-Mar-02	1	2.5668	0.00%	2.5659	1.000	0.0009	0.03%
15	05-Mar-02	1	2.5795	0.00%	2.5659	1.005	0.0136	0.53%
16	05-Mar-02	1	2.5641	0.00%	2.5659	0.999	-0.0018	-0.07%
17	06-Mar-02	1	2.5890	0.00%	2.5659	1.009	0.0231	0.90%
18	07-Mar-02	1	2.5773	0.00%	2.5660	1.004	0.0114	0.44%
19	07-Mar-02	1	2.5670	0.00%	2.5660	1.000	0.0011	0.04%
20	07-Mar-02	1	2.5644	0.00%	2.5660	0.999	-0.0016	-0.06%
21	07-Mar-02	1	2.5659	0.00%	2.5660	1.000	-0.0001	0.00%
22	07-Mar-02	1	2.5743	0.00%	2.5660	1.003	0.0084	0.33%
23	08-Mar-02	1	2.5607	0.00%	2.5660	0.998	-0.0053	-0.20%
24	08-Mar-02	1	2.5673	0.00%	2.5660	1.001	0.0013	0.05%
25	08-Mar-02	1	2.5858	0.00%	2.5660	1.008	0.0198	0.77%
26	08-Mar-02	1	2.5774	0.00%	2.5660	1.004	0.0114	0.45%

27	08-Mar-02	1	2.5678	0.00%	2.5660	1.001	0.0018	0.07%
28	09-Mar-02	1	2.5667	0.00%	2.5660	1.000	0.0007	0.03%
29	09-Mar-02	1	2.5774	0.00%	2.5660	1.004	0.0114	0.45%
30	11-Mar-02	1	2.5660	0.00%	2.5660	1.000	0.0000	0.00%
31	12-Mar-02	1	2.5659	0.00%	2.5660	1.000	-0.0001	-0.01%
32	12-Mar-02	1	2.5795	0.00%	2.5660	1.005	0.0135	0.52%
33	12-Mar-02	1	2.5807	0.00%	2.5660	1.006	0.0147	0.57%
34	12-Mar-02	1	2.5778	0.00%	2.5660	1.005	0.0118	0.46%
35	12-Mar-02	1	2.5644	0.00%	2.5660	0.999	-0.0016	-0.06%
36	13-Mar-02	1	2.5691	0.00%	2.5660	1.001	0.0031	0.12%
37	14-Mar-02	1	2.5758	0.00%	2.5661	1.004	0.0097	0.38%
38	14-Mar-02	1	2.5881	0.00%	2.5661	1.009	0.0220	0.86%
39	15-Mar-02	1	2.5501	0.00%	2.5661	0.994	-0.0160	-0.62%
40	15-Mar-02	1	2.5599	0.00%	2.5661	0.998	-0.0062	-0.24%
41	19-Mar-02	1	2.5765	0.00%	2.5661	1.004	0.0104	0.40%
42	20-Mar-02	1	2.5697	0.00%	2.5662	1.001	0.0036	0.14%
43	20-Mar-02	1	2.5763	0.00%	2.5662	1.004	0.0102	0.40%
44	21-Mar-02	1	2.5814	0.00%	2.5662	1.006	0.0152	0.59%
45	26-Mar-02	1	2.5583	0.00%	2.5663	0.997	-0.0080	-0.31%
46	27-Mar-02	1	2.5694	0.00%	2.5663	1.001	0.0031	0.12%
47	27-Mar-02	1	2.5664	0.00%	2.5663	1.000	0.0001	0.01%
48	27-Mar-02	1	2.5707	0.00%	2.5663	1.002	0.0044	0.17%
49	27-Mar-02	1	2.5664	0.00%	2.5663	1.000	0.0001	0.01%
50	28-Mar-02	1	2.5679	0.00%	2.5663	1.001	0.0016	0.06%
51	28-Mar-02	1	2.5768	0.00%	2.5663	1.004	0.0105	0.41%
52	28-Mar-02	1	2.5738	0.00%	2.5663	1.003	0.0075	0.29%
53	02-Apr-02	1	2.5605	0.00%	2.5664	0.998	-0.0059	-0.23%
54	02-Apr-02	1	2.5858	0.00%	2.5664	1.008	0.0194	0.76%
55	02-Apr-02	1	2.5621	0.00%	2.5664	0.998	-0.0043	-0.17%
56	02-Apr-02	1	2.5590	0.00%	2.5664	0.997	-0.0074	-0.29%
57	02-Apr-02	1	2.5574	0.00%	2.5664	0.997	-0.0090	-0.35%
58	02-Apr-02	1	2.5621	0.00%	2.5664	0.998	-0.0043	-0.17%
59	02-Apr-02	1	2.5896	0.00%	2.5664	1.009	0.0232	0.91%
60	03-Apr-02	1	2.5744	0.00%	2.5664	1.003	0.0080	0.31%
61	03-Apr-02	1	2.5869	0.00%	2.5664	1.008	0.0205	0.80%
62	07-Apr-02	1	2.5720	0.00%	2.5665	1.002	0.0056	0.22%
63	13-Apr-02	1	2.5526	0.00%	2.5665	0.995	-0.0139	-0.54%
64	14-Apr-02	1	2.5677	0.00%	2.5666	1.000	0.0011	0.04%
65	14-Apr-02	1	2.5703	0.00%	2.5666	1.001	0.0037	0.15%
66	15-Apr-02	1	2.5673	0.00%	2.5666	1.000	0.0007	0.03%
67	18-Apr-02	1	2.5907	0.00%	2.5666	1.009	0.0241	0.94%
68	20-Apr-02	1	2.5503	0.00%	2.5667	0.994	-0.0164	-0.64%
69	23-Apr-02	1	2.5716	0.00%	2.5667	1.002	0.0049	0.19%
70	23-Apr-02	1	2.5741	0.00%	2.5667	1.003	0.0074	0.29%
71	24-Apr-02	1	2.5688	0.00%	2.5667	1.001	0.0021	0.08%
72	25-Apr-02	1	2.5755	0.00%	2.5667	1.003	0.0088	0.34%
73	25-Apr-02	1	2.5862	0.00%	2.5667	1.008	0.0195	0.76%
74	25-Apr-02	1	2.5821	0.00%	2.5667	1.006	0.0154	0.60%
75	21-May-02	1	2.5769	0.00%	2.5672	1.004	0.0097	0.38%
76	21-May-02	1	2.5833	0.00%	2.5672	1.006	0.0161	0.63%

77	22-May-02	1	2.5769	0.00%	2.5672	1.004	0.0097	0.38%
78	23-May-02	1	2.5641	0.00%	2.5672	0.999	-0.0031	-0.12%
79	24-May-02	1	2.5689	0.00%	2.5672	1.001	0.0017	0.07%
80	25-May-02	1	2.5861	0.00%	2.5672	1.007	0.0189	0.74%
81	25-May-02	1	2.5825	0.00%	2.5672	1.006	0.0153	0.60%
82	26-May-02	1	2.5978	0.00%	2.5672	1.012	0.0306	1.19%
83	26-May-02	1	2.5962	0.00%	2.5672	1.011	0.0290	1.13%
84	26-May-02	1	2.5753	0.00%	2.5672	1.003	0.0081	0.31%
85	28-May-02	1	2.5734	0.00%	2.5673	1.002	0.0061	0.24%
86	29-May-02	1	2.5915	0.00%	2.5673	1.009	0.0242	0.94%
87	29-May-02	1	2.5801	0.00%	2.5673	1.005	0.0128	0.50%
88	30-May-02	1	2.5920	0.00%	2.5673	1.010	0.0247	0.96%
89	30-May-02	1	2.5910	0.00%	2.5673	1.009	0.0237	0.92%
90	31-May-02	1	2.5914	0.00%	2.5673	1.009	0.0241	0.94%
91	01-Jun-02	1	2.5912	0.00%	2.5673	1.009	0.0239	0.93%
92	01-Jun-02	1	2.5793	0.00%	2.5673	1.005	0.0120	0.47%
93	02-Jun-02	1	2.5892	0.00%	2.5674	1.009	0.0219	0.85%
94	02-Jun-02	1	2.5879	0.00%	2.5674	1.008	0.0206	0.80%
95	02-Jun-02	1	2.5858	0.00%	2.5674	1.007	0.0185	0.72%
96	04-Jun-02	1	2.5944	0.00%	2.5674	1.011	0.0270	1.05%
97	07-Jun-02	1	2.5840	0.00%	2.5674	1.006	0.0166	0.65%
98	08-Jun-02	1	2.5945	0.00%	2.5675	1.011	0.0271	1.05%
99	09-Jun-02	1	2.6032	0.00%	2.5675	1.014	0.0357	1.39%
100	14-Jun-02	1	2.5719	0.00%	2.5675	1.002	0.0044	0.17%
101	16-Jun-02	1	2.5747	0.00%	2.5676	1.003	0.0071	0.28%
102	16-Jun-02	1	2.5925	0.00%	2.5676	1.010	0.0249	0.97%
103	17-Jun-02	1	2.5855	0.00%	2.5676	1.007	0.0179	0.70%
104	18-Jun-02	1	2.5870	0.00%	2.5676	1.008	0.0194	0.76%
105	29-Jun-02	1	2.5739	0.00%	2.5678	1.002	0.0061	0.24%
106	01-Jul-02	1	2.5781	0.00%	2.5678	1.004	0.0103	0.40%
107	02-Jul-02	1	2.5934	0.00%	2.5678	1.010	0.0256	1.00%
108	02-Jul-02	1	2.5765	0.00%	2.5678	1.003	0.0087	0.34%
109	02-Jul-02	1	2.5936	0.00%	2.5678	1.010	0.0258	1.00%
110	02-Jul-02	1	2.5839	0.00%	2.5678	1.006	0.0161	0.63%
111	02-Jul-02	1	2.5837	0.00%	2.5678	1.006	0.0159	0.62%
112	02-Jul-02	1	2.5811	0.00%	2.5678	1.005	0.0133	0.52%
113	02-Jul-02	1	2.5915	0.00%	2.5678	1.009	0.0237	0.92%
114	02-Jul-02	1	2.5970	0.00%	2.5678	1.011	0.0292	1.14%
115	02-Jul-02	1	2.5683	0.00%	2.5678	1.000	0.0005	0.02%
116	02-Jul-02	1	2.5742	0.00%	2.5678	1.002	0.0064	0.25%
117	03-Jul-02	1	2.6047	0.00%	2.5678	1.014	0.0369	1.44%
118	06-Jul-02	1	2.5775	0.00%	2.5679	1.004	0.0096	0.37%
119	06-Jul-02	1	2.5959	0.00%	2.5679	1.011	0.0280	1.09%
120	07-Jul-02	1	2.5929	0.00%	2.5679	1.010	0.0250	0.97%
121	08-Jul-02	1	2.5881	0.00%	2.5679	1.008	0.0202	0.79%
122	09-Jul-02	1	2.6050	0.00%	2.5679	1.014	0.0371	1.44%
123	09-Jul-02	1	2.5734	0.00%	2.5679	1.002	0.0055	0.21%
124	19-Jul-02	1	2.5777	0.00%	2.5681	1.004	0.0096	0.37%
125	20-Jul-02	1	2.5774	0.00%	2.5681	1.004	0.0093	0.36%
126	20-Jul-02	1	2.5704	0.00%	2.5681	1.001	0.0023	0.09%

127	21-Jul-02	1	2.5681	0.00%	2.5681	1.000	0.0000	0.00%
128	22-Jul-02	1	2.5900	0.00%	2.5682	1.009	0.0219	0.85%
129	25-Jul-02	1	2.5633	0.00%	2.5682	0.998	-0.0049	-0.19%
130	25-Jul-02	1	2.5813	0.00%	2.5682	1.005	0.0131	0.51%
131	25-Jul-02	1	2.5912	0.00%	2.5682	1.009	0.0230	0.90%
132	25-Jul-02	1	2.5920	0.00%	2.5682	1.009	0.0238	0.93%
133	25-Jul-02	1	2.5912	0.00%	2.5682	1.009	0.0230	0.90%
134	29-Jul-02	1	2.5701	0.00%	2.5683	1.001	0.0018	0.07%
135	30-Jul-02	1	2.5767	0.00%	2.5683	1.003	0.0084	0.33%
136	30-Jul-02	1	2.5557	0.00%	2.5683	0.995	-0.0126	-0.49%
137	30-Jul-02	1	2.5843	0.00%	2.5683	1.006	0.0160	0.62%
138	30-Jul-02	1	2.5848	0.00%	2.5683	1.006	0.0165	0.64%
139	31-Jul-02	1	2.5746	0.00%	2.5683	1.002	0.0063	0.25%
140	31-Jul-02	1	2.5841	0.00%	2.5683	1.006	0.0158	0.62%
141	01-Aug-02	1	2.5836	0.00%	2.5683	1.006	0.0153	0.60%
142	05-Aug-02	1	2.5884	0.00%	2.5684	1.008	0.0200	0.78%
143	07-Aug-02	1	2.5735	0.00%	2.5684	1.002	0.0051	0.20%
144	08-Aug-02	1	2.5821	0.00%	2.5684	1.005	0.0137	0.53%
145	09-Aug-02	1	2.5608	0.00%	2.5684	0.997	-0.0076	-0.30%
146	12-Aug-02	1	2.5911	0.00%	2.5685	1.009	0.0226	0.88%
147	12-Aug-02	1	2.5701	0.00%	2.5685	1.001	0.0016	0.06%
148	04-Sep-02	1	2.5835	0.00%	2.5689	1.006	0.0147	0.57%
149	05-Sep-02	1	2.5742	0.00%	2.5689	1.002	0.0053	0.21%
150	06-Sep-02	1	2.5664	0.00%	2.5689	0.999	-0.0025	-0.10%
151	07-Sep-02	1	2.5766	0.00%	2.5689	1.003	0.0077	0.30%
152	08-Sep-02	1	2.5749	0.00%	2.5689	1.002	0.0060	0.23%
153	08-Sep-02	1	2.5694	0.00%	2.5689	1.000	0.0005	0.02%
154	08-Sep-02	1	2.5851	0.00%	2.5689	1.006	0.0162	0.63%
155	09-Sep-02	1	2.5714	0.00%	2.5689	1.001	0.0025	0.10%
156	11-Sep-02	1	2.6001	0.00%	2.5690	1.012	0.0311	1.21%
157	13-Sep-02	1	2.5849	0.00%	2.5690	1.006	0.0159	0.62%
158	14-Sep-02	1	2.5509	0.00%	2.5690	0.993	-0.0181	-0.70%
159	15-Sep-02	1	2.5579	0.00%	2.5690	0.996	-0.0111	-0.43%
160	16-Sep-02	1	2.5621	0.00%	2.5690	0.997	-0.0069	-0.27%
161	18-Sep-02	1	2.5844	0.00%	2.5691	1.006	0.0153	0.60%
162	18-Sep-02	1	2.5693	0.00%	2.5691	1.000	0.0002	0.01%
163	19-Sep-02	1	2.5857	0.00%	2.5691	1.006	0.0166	0.65%
164	21-Sep-02	1	2.5506	0.00%	2.5691	0.993	-0.0185	-0.72%
165	22-Sep-02	1	2.5842	0.00%	2.5691	1.006	0.0151	0.59%
166	24-Sep-02	1	2.5850	0.00%	2.5692	1.006	0.0158	0.62%
167	01-Oct-02	1	2.5567	0.00%	2.5693	0.995	-0.0126	-0.49%
168	03-Oct-02	1	2.5851	0.00%	2.5693	1.006	0.0158	0.61%
169	31-Oct-02	1	2.5573	0.00%	2.5697	0.995	-0.0124	-0.48%
170	31-Oct-02	1	2.5523	0.00%	2.5697	0.993	-0.0174	-0.68%
171	04-Nov-02	1	2.5664	0.00%	2.5698	0.999	-0.0034	-0.13%
172	04-Nov-02	1	2.5429	0.00%	2.5698	0.990	-0.0269	-1.05%
173	05-Nov-02	1	2.5725	0.00%	2.5698	1.001	0.0027	0.10%
174	06-Nov-02	1	2.5480	0.00%	2.5698	0.992	-0.0218	-0.85%
175	06-Nov-02	1	2.5243	0.00%	2.5698	0.982	-0.0455	-1.77%
176	14-Nov-02	1	2.5596	0.00%	2.5700	0.996	-0.0104	-0.40%

177	21-Nov-02	1	2.5564	0.00%	2.5701	0.995	-0.0137	-0.53%
178	21-Nov-02	1	2.5530	0.00%	2.5701	0.993	-0.0171	-0.66%
179	22-Nov-02	1	2.5588	0.00%	2.5701	0.996	-0.0113	-0.44%
180	22-Nov-02	1	2.5564	0.00%	2.5701	0.995	-0.0137	-0.53%
181	22-Nov-02	1	2.5632	0.00%	2.5701	0.997	-0.0069	-0.27%
182	23-Nov-02	1	2.5647	0.00%	2.5701	0.998	-0.0054	-0.21%
183	23-Nov-02	1	2.5599	0.00%	2.5701	0.996	-0.0102	-0.40%
184	23-Nov-02	1	2.5588	0.00%	2.5701	0.996	-0.0113	-0.44%
185	24-Nov-02	1	2.5657	0.00%	2.5701	0.998	-0.0044	-0.17%
186	24-Nov-02	1	2.5628	0.00%	2.5701	0.997	-0.0073	-0.28%
187	24-Nov-02	1	2.5661	0.00%	2.5701	0.998	-0.0040	-0.16%
188	25-Nov-02	1	2.5481	0.00%	2.5701	0.991	-0.0220	-0.86%
189	26-Nov-02	1	2.5557	0.00%	2.5702	0.994	-0.0145	-0.56%
190	26-Nov-02	1	2.5548	0.00%	2.5702	0.994	-0.0154	-0.60%
191	27-Nov-02	1	2.5631	0.00%	2.5702	0.997	-0.0071	-0.27%
192	27-Nov-02	1	2.5589	0.00%	2.5702	0.996	-0.0113	-0.44%
193	27-Nov-02	1	2.5730	0.00%	2.5702	1.001	0.0028	0.11%
194	27-Nov-02	1	2.5657	0.00%	2.5702	0.998	-0.0045	-0.17%
195	28-Nov-02	1	2.5632	0.00%	2.5702	0.997	-0.0070	-0.27%
196	28-Nov-02	1	2.5602	0.00%	2.5702	0.996	-0.0100	-0.39%
197	28-Nov-02	1	2.5661	0.00%	2.5702	0.998	-0.0041	-0.16%
198	28-Nov-02	1	2.5573	0.00%	2.5702	0.995	-0.0129	-0.50%
199	29-Nov-02	1	2.5662	0.00%	2.5702	0.998	-0.0040	-0.16%
200	29-Nov-02	1	2.5514	0.00%	2.5702	0.993	-0.0188	-0.73%
201	30-Nov-02	1	2.5590	0.00%	2.5702	0.996	-0.0112	-0.44%
202	01-Dec-02	1	2.5537	0.00%	2.5702	0.994	-0.0165	-0.64%
203	01-Dec-02	1	2.5686	0.00%	2.5702	0.999	-0.0016	-0.06%
204	02-Dec-02	1	2.5782	0.00%	2.5702	1.003	0.0080	0.31%
205	03-Dec-02	1	2.5605	0.00%	2.5703	0.996	-0.0098	-0.38%
206	04-Dec-02	1	2.5553	0.00%	2.5703	0.994	-0.0150	-0.58%
207	05-Dec-02	1	2.5590	0.00%	2.5703	0.996	-0.0113	-0.44%
208	05-Dec-02	1	2.5629	0.00%	2.5703	0.997	-0.0074	-0.29%
209	06-Dec-02	1	2.5673	0.00%	2.5703	0.999	-0.0030	-0.12%
210	07-Dec-02	1	2.5737	0.00%	2.5703	1.001	0.0034	0.13%
211	07-Dec-02	1	2.5684	0.00%	2.5703	0.999	-0.0019	-0.07%
212	07-Dec-02	1	2.5677	0.00%	2.5703	0.999	-0.0026	-0.10%
213	08-Dec-02	1	2.5669	0.00%	2.5703	0.999	-0.0034	-0.13%
214	08-Dec-02	1	2.5636	0.00%	2.5703	0.997	-0.0067	-0.26%
215	08-Dec-02	1	2.5689	0.00%	2.5703	0.999	-0.0014	-0.06%
216	09-Dec-02	1	2.5615	0.00%	2.5704	0.997	-0.0089	-0.34%
217	10-Dec-02	1	2.5509	0.00%	2.5704	0.992	-0.0195	-0.76%
218	11-Dec-02	1	2.5711	0.00%	2.5704	1.000	0.0007	0.03%
219	11-Dec-02	1	2.5610	0.00%	2.5704	0.996	-0.0094	-0.37%
220	12-Dec-02	1	2.5646	0.00%	2.5704	0.998	-0.0058	-0.23%
221	12-Dec-02	1	2.5478	0.00%	2.5704	0.991	-0.0226	-0.88%
222	13-Dec-02	1	2.5635	0.00%	2.5704	0.997	-0.0069	-0.27%
223	13-Dec-02	1	2.5676	0.00%	2.5704	0.999	-0.0028	-0.11%
224	13-Dec-02	1	2.5653	0.00%	2.5704	0.998	-0.0051	-0.20%
225	14-Dec-02	1	2.5612	0.00%	2.5704	0.996	-0.0092	-0.36%
226	14-Dec-02	1	2.5626	0.00%	2.5704	0.997	-0.0078	-0.30%

227	15-Dec-02	1	2.5606	0.00%	2.5705	0.996	-0.0099	-0.38%
228	16-Dec-02	1	2.5623	0.00%	2.5705	0.997	-0.0082	-0.32%
229	16-Dec-02	1	2.5733	0.00%	2.5705	1.001	0.0028	0.11%
230	17-Dec-02	1	2.5670	0.00%	2.5705	0.999	-0.0035	-0.14%
231	17-Dec-02	1	2.5664	0.00%	2.5705	0.998	-0.0041	-0.16%
232	17-Dec-02	1	2.5530	0.00%	2.5705	0.993	-0.0175	-0.68%
233	17-Dec-02	1	2.5651	0.00%	2.5705	0.998	-0.0054	-0.21%
234	18-Dec-02	1	2.5605	0.00%	2.5705	0.996	-0.0100	-0.39%
235	18-Dec-02	1	2.5551	0.00%	2.5705	0.994	-0.0154	-0.60%
236	19-Dec-02	1	2.5677	0.00%	2.5705	0.999	-0.0028	-0.11%
237	19-Dec-02	1	2.5729	0.00%	2.5705	1.001	0.0024	0.09%
238	20-Dec-02	1	2.5732	0.00%	2.5705	1.001	0.0027	0.10%
239	21-Dec-02	1	2.5697	0.00%	2.5705	1.000	-0.0008	-0.03%
240	21-Dec-02	1	2.5654	0.00%	2.5705	0.998	-0.0051	-0.20%
241	22-Dec-02	1	2.5701	0.00%	2.5706	1.000	-0.0005	-0.02%
242	22-Dec-02	1	2.5774	0.00%	2.5706	1.003	0.0068	0.27%
243	23-Dec-02	1	2.5611	0.00%	2.5706	0.996	-0.0095	-0.37%
244	23-Dec-02	1	2.5660	0.00%	2.5706	0.998	-0.0046	-0.18%
245	24-Dec-02	1	2.5581	0.00%	2.5706	0.995	-0.0125	-0.49%
246	24-Dec-02	1	2.5604	0.00%	2.5706	0.996	-0.0102	-0.40%
247	24-Dec-02	1	2.5684	0.00%	2.5706	0.999	-0.0022	-0.08%
248	25-Dec-02	1	2.5598	0.00%	2.5706	0.996	-0.0108	-0.42%
249	26-Dec-02	1	2.5613	0.00%	2.5706	0.996	-0.0093	-0.36%
250	28-Dec-02	1	2.5632	0.00%	2.5707	0.997	-0.0075	-0.29%
251	29-Dec-02	1	2.5686	0.00%	2.5707	0.999	-0.0021	-0.08%
252	29-Dec-02	1	2.5690	0.00%	2.5707	0.999	-0.0017	-0.06%
253	29-Dec-02	1	2.5781	0.00%	2.5707	1.003	0.0074	0.29%
254	30-Dec-02	1	2.5703	0.00%	2.5707	1.000	-0.0004	-0.01%
255	30-Dec-02	1	2.5704	0.00%	2.5707	1.000	-0.0003	-0.01%
256	31-Dec-02	1	2.5736	0.00%	2.5707	1.001	0.0029	0.11%
257	31-Dec-02	1	2.5693	0.00%	2.5707	0.999	-0.0014	-0.05%

Statistical outliers are in **bold**,
and are not included in graphs
and tables.

RESULTS OF ANALYSIS OF 238-Pu DATA

1st QUARTER 2002 Calex 1

	HANFORD	LLNL	LANL	RFAL	SRS
Mean error (weight %)	-0.0003%	-0.0003%	0.0002%	0.0021%	0.0005%
Standard Deviation (weight %)	0.0005%	0.0003%	0.0007%	0.0005%	0.0013%
Uncertainty in the Mean (weight %)	0.0001%	0.0001%	0.0001%	0.0002%	0.0002%
Mean Error (%)	-2.96%	-3.03%	2.41%	24.02%	5.78%
Standard Deviation (%)	5.73%	3.46%	7.90%	6.12%	15.26%
Uncertainty in the Mean (%)	0.85%	0.82%	1.72%	2.50%	2.12%
Number of Data Points	45	18	21	6	52

Difference from Last Quarter in:

Mean error (weight %)	-0.0001%	0.0000%	-0.0006%	0.0009%	-0.0005%
Standard Deviation (weight %)	0.0001%	0.0001%	-0.0003%	-0.0003%	-0.0008%
Uncertainty in the Mean (weight %)	0.0000%	0.0000%	-0.0001%	-0.0001%	-0.0001%
Mean Error (%)	-1.29%	-0.51%	-7.20%	11.10%	-5.40%
Standard Deviation (%)	1.48%	0.74%	-3.36%	-3.11%	-9.02%
Uncertainty in the Mean (%)	0.23%	0.17%	-1.09%	-1.63%	-1.35%
Number of Data Points	-1	0	5	1	3

RESULTS OF ANALYSIS OF 238-Pu DATA

2nd QUARTER 2002 Calex 1

	HANFORD	LLNL	LANL	RFAL	SRS
Mean error (weight %)	-0.0002%	-0.0003%	0.0003%	0.0019%	0.0020%
Standard Deviation (weight %)	0.0004%	0.0003%	0.0005%	0.0000%	0.0017%
Uncertainty in the Mean (weight %)	0.0001%	0.0001%	0.0001%	0.0000%	0.0002%
Mean Error (%)	-1.98%	-3.57%	3.78%	21.71%	23.76%
Standard Deviation (%)	4.56%	3.77%	5.64%	2.93%	19.85%
Uncertainty in the Mean (%)	0.70%	0.69%	1.26%	1.31%	2.73%
Number of Data Points	42	30	20	5	53

Difference from Last Quarter in:

Mean error (weight %)	0.0001%	0.0000%	0.0001%	-0.0002%	0.0015%
Standard Deviation (weight %)	-0.0001%	0.0000%	-0.0002%	-0.0005%	0.0004%
Uncertainty in the Mean (weight %)	0.0000%	0.0000%	0.0000%	-0.0002%	0.0001%
Mean Error (%)	0.97%	-0.53%	1.37%	-2.31%	17.98%
Standard Deviation (%)	-1.16%	0.31%	-2.26%	-3.19%	4.59%
Uncertainty in the Mean (%)	-0.15%	-0.13%	-0.46%	-1.19%	0.61%
Number of Data Points	-3	12	-1	-1	1

RESULTS OF ANALYSIS OF 238-Pu DATA
 3rd QUARTER 2002 Calex 1

	HANFORD	LLNL	LANL	RFAL	SRS
Mean error (weight %)	-0.0004%	-0.0002%	0.0002%	0.0014%	0.0021%
Standard Deviation (weight %)	0.0005%	0.0003%	0.0009%	0.0009%	0.0013%
Uncertainty in the Mean (weight %)	0.0001%	0.0001%	0.0002%	0.0003%	0.0002%
Mean Error (%)	-4.22%	-2.15%	2.70%	16.74%	24.89%
Standard Deviation (%)	5.46%	3.47%	10.93%	10.01%	15.28%
Uncertainty in the Mean (%)	0.84%	0.59%	2.39%	3.02%	1.96%
Number of Data Points	42	35	21	11	61

Difference from Last Quarter in:

Mean error (weight %)	-0.0002%	0.0001%	-0.0001%	-0.0004%	0.0001%
Standard Deviation (weight %)	0.0001%	0.0000%	0.0004%	0.0009%	-0.0004%
Uncertainty in the Mean (weight %)	0.0000%	0.0000%	0.0001%	0.0003%	-0.0001%
Mean Error (%)	-2.23%	1.42%	-1.08%	-4.97%	1.13%
Standard Deviation (%)	0.90%	-0.30%	5.29%	7.08%	-4.58%
Uncertainty in the Mean (%)	0.14%	-0.10%	1.12%	1.71%	-0.77%
Number of Data Points	0	5	1	6	8

RESULTS OF ANALYSIS OF 238-Pu DATA
 4th QUARTER 2002 Calex 1

	HANFORD	LLNL	LANL	RFAL	SRS
Mean error (weight %)	-0.0003%	-0.0002%	0.0000%	0.0015%	-0.0001%
Standard Deviation (weight %)	0.0005%	0.0003%	0.0009%	0.0010%	0.0009%
Uncertainty in the Mean (weight %)	0.0001%	0.0001%	0.0002%	0.0003%	0.0001%
Mean Error (%)	-2.98%	-2.11%	0.34%	17.14%	-0.75%
Standard Deviation (%)	6.03%	3.97%	10.88%	11.78%	10.94%
Uncertainty in the Mean (%)	0.95%	0.89%	2.72%	2.95%	1.15%
Number of Data Points	40	20	16	16	91

Difference from Last Quarter in:

Mean error (weight %)	0.0001%	0.0000%	-0.0002%	0.0000%	-0.0022%
Standard Deviation (weight %)	0.0000%	0.0000%	0.0000%	0.0001%	-0.0004%
Uncertainty in the Mean (weight %)	0.0000%	0.0000%	0.0000%	0.0000%	-0.0001%
Mean Error (%)	1.23%	0.04%	-2.36%	0.40%	-25.64%
Standard Deviation (%)	0.57%	0.50%	-0.06%	1.78%	-4.34%
Uncertainty in the Mean (%)	0.11%	0.30%	0.33%	-0.07%	-0.81%
Number of Data Points	-2	-15	-5	5	30

RESULTS OF ANALYSIS OF 238-Pu DATA
 2nd QUARTER 2002 Calex 2

	HANFORD	LLNL	LANL	RFAL	SRS
Mean error (weight %)	****	0.0000%	****	****	****
Standard Deviation (weight %)	****	0.0000%	****	****	****
Uncertainty in the Mean (weight %)	****	0.0005%	****	****	****
Mean Error (%)	****	-0.04%	****	****	****
Standard Deviation (%)	****	0.17%	****	****	****
Uncertainty in the Mean (%)	****	0.64%	****	****	****
Number of Data Points	****	2	****	****	****

Difference from Last Quarter in:

Mean error (weight %)	****	****	****	****	****
Standard Deviation (weight %)	****	****	****	****	****
Uncertainty in the Mean (weight %)	****	****	****	****	****
Mean Error (%)	****	****	****	****	****
Standard Deviation (%)	****	****	****	****	****
Uncertainty in the Mean (%)	****	****	****	****	****
Number of Data Points	0	2	0	0	0

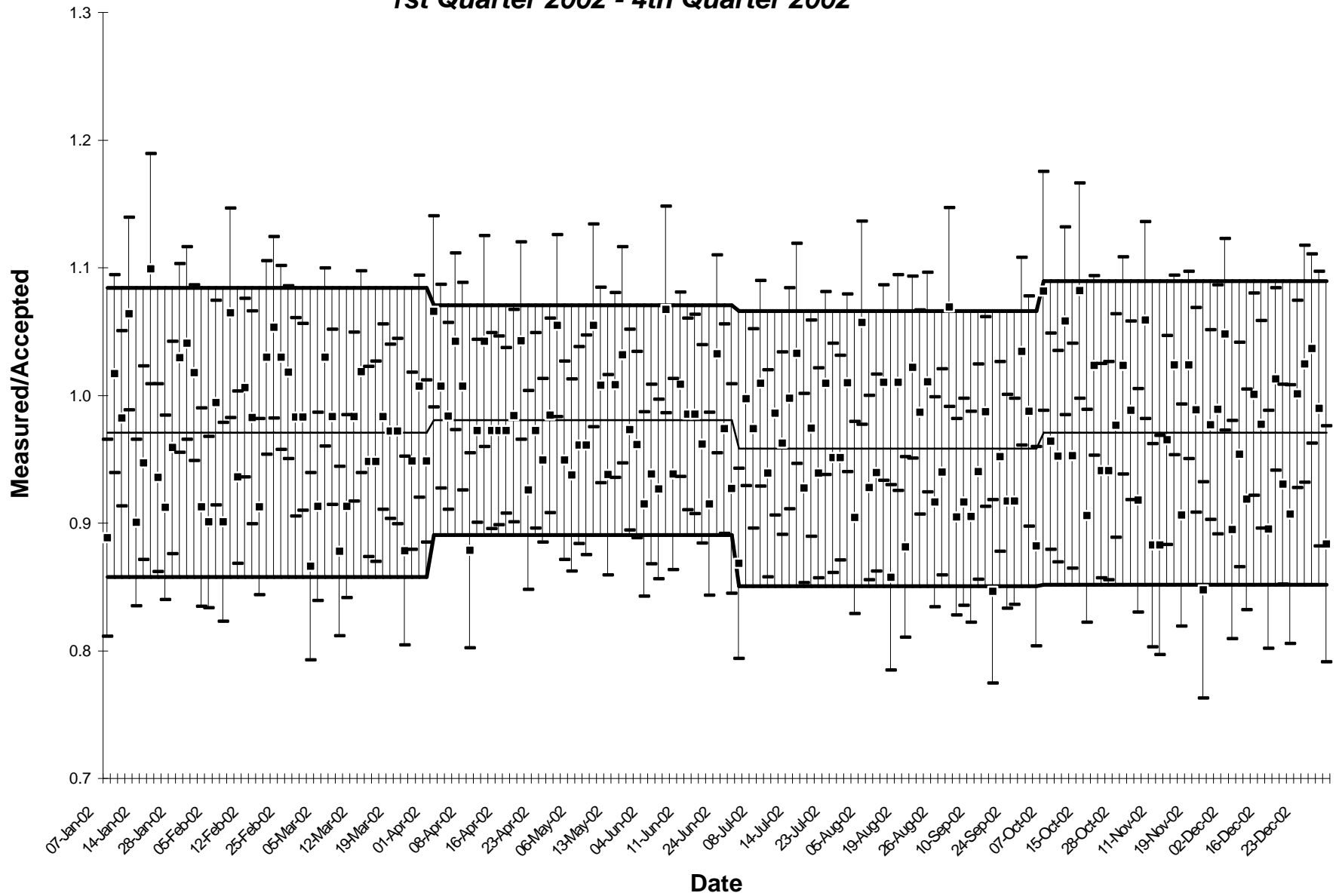
RESULTS OF ANALYSIS OF 238-Pu DATA
 3rd QUARTER 2002 Calex 2

	HANFORD	LLNL	LANL	RFAL	SRS
Mean error (weight %)	****	0.0016%	****	****	****
Standard Deviation (weight %)	****	0.0010%	****	****	****
Uncertainty in the Mean (weight %)	****	0.0005%	****	****	****
Mean Error (%)	****	2.07%	****	****	****
Standard Deviation (%)	****	1.29%	****	****	****
Uncertainty in the Mean (%)	****	0.62%	****	****	****
Number of Data Points	****	2	****	****	****

Difference from Last Quarter in:

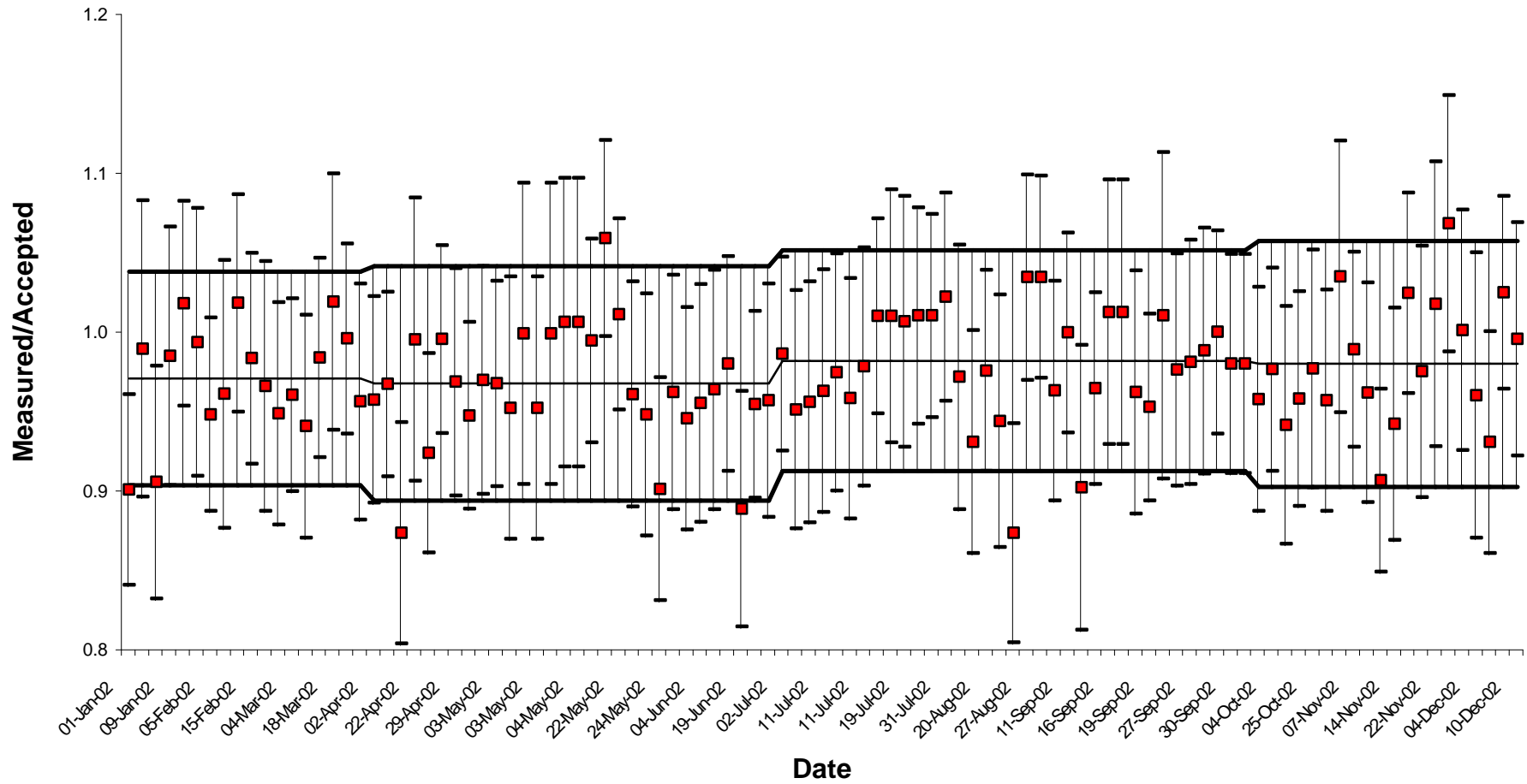
Mean error (weight %)	****	0.0016%	****	****	****
Standard Deviation (weight %)	****	0.0010%	****	****	****
Uncertainty in the Mean (weight %)	****	0.0000%	****	****	****
Mean Error (%)	****	2.11%	****	****	****
Standard Deviation (%)	****	1.12%	****	****	****
Uncertainty in the Mean (%)	****	-0.01%	****	****	****
Number of Data Points	0	0	0	0	0

HANFORD
238-Pu
1st Quarter 2002 - 4th Quarter 2002



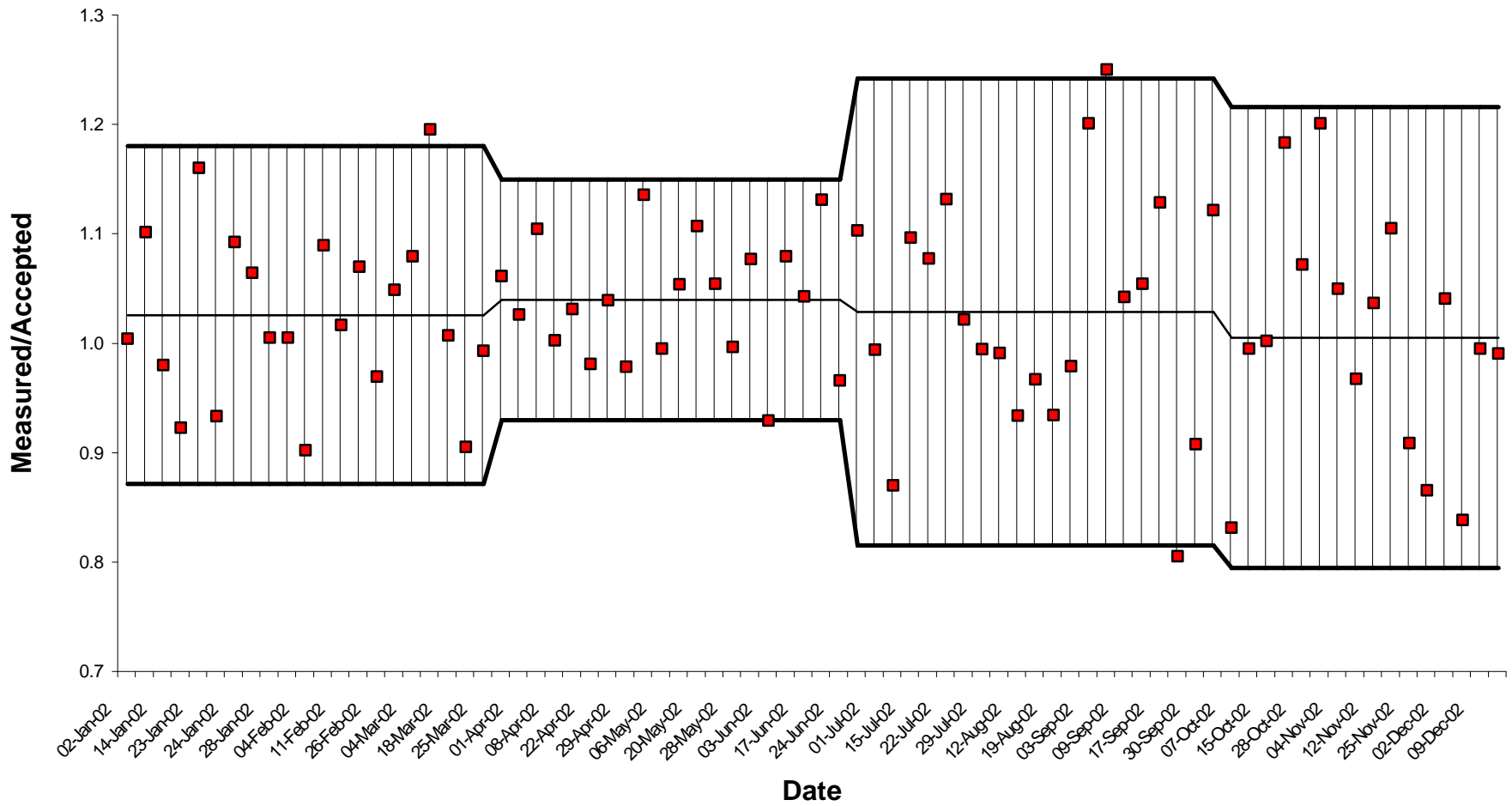
All standard deviation and uncertainty limits are at two sigma.

LAWRENCE LIVERMORE
238-Pu, Calex 1
1st Quarter 2002 - 4th Quarter 2002



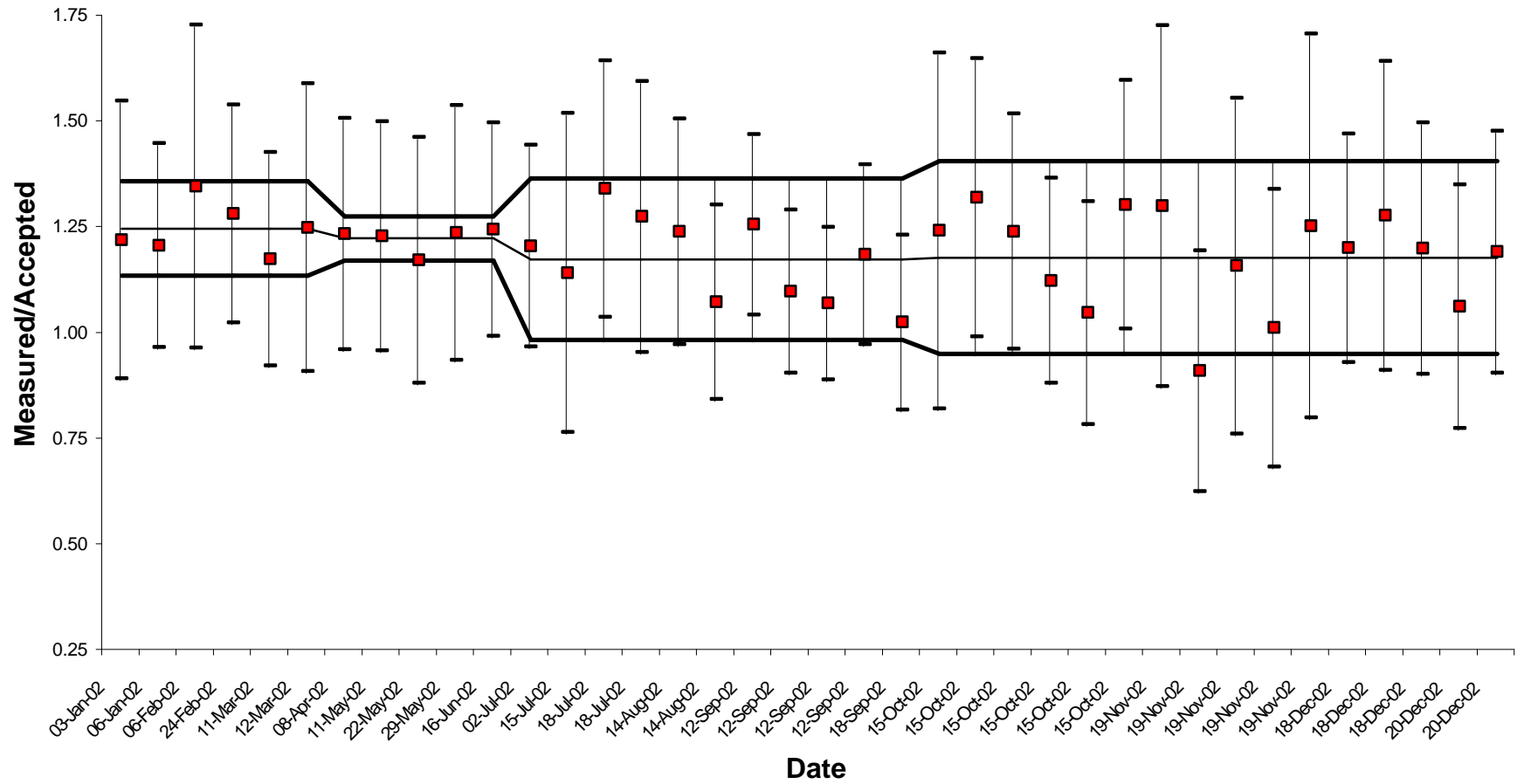
All standard deviation and uncertainty limits are at two sigma.

LOS ALAMOS
238-Pu
1st Quarter 2002 - 4th Quarter 2002



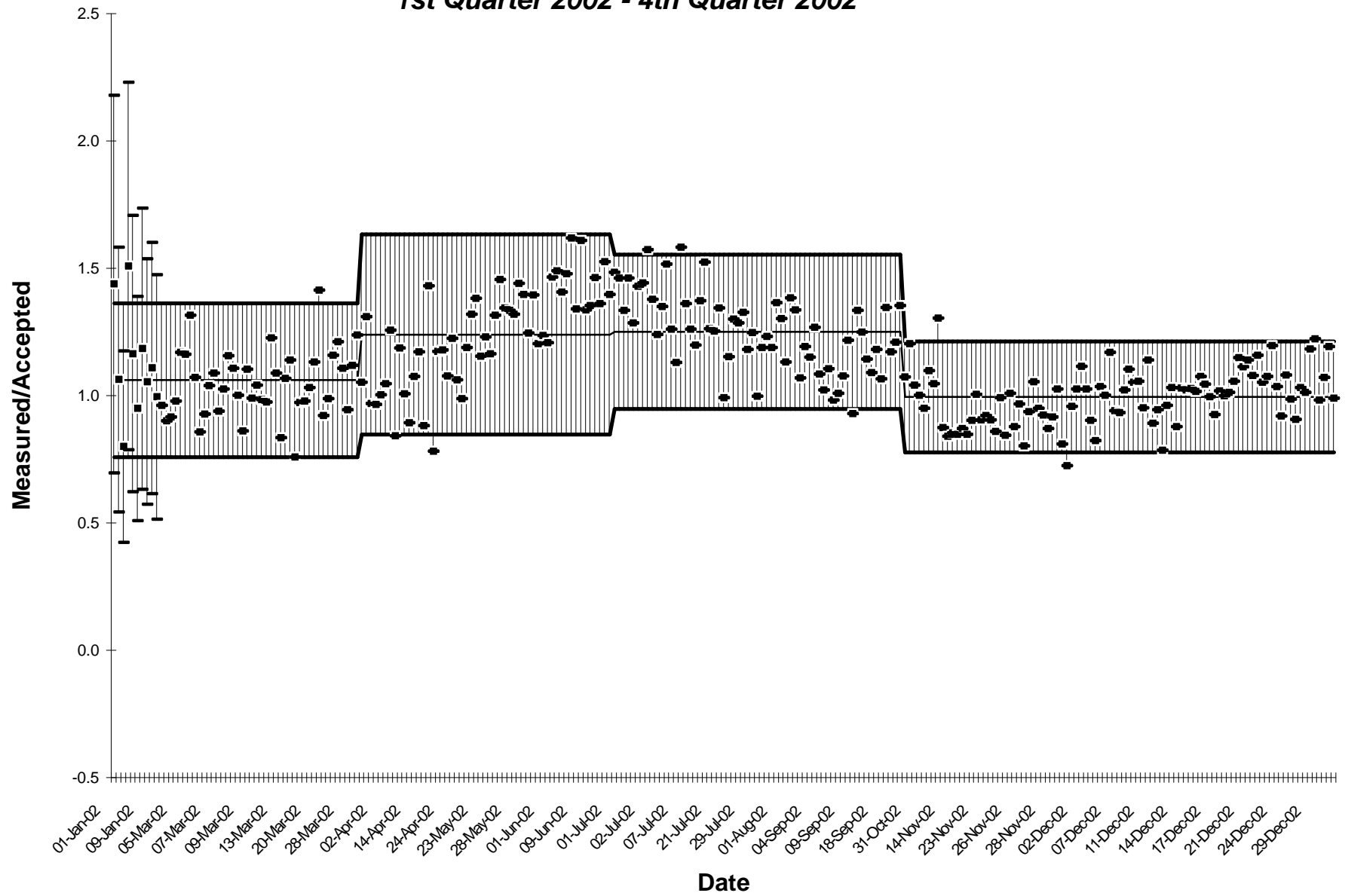
All standard deviation and uncertainty limits are at two sigma.

ROCKY FLATS - ANALYTICAL LAB
238-Pu
1st Quarter 2002 - 4th Quarter 2002



All standard deviation and uncertainty limits are at two sigma.

SAVANNAH RIVER
²³⁸Pu
1st Quarter 2002 - 4th Quarter 2002



All standard deviation and uncertainty limits are at two sigma.

RESULTS OF ANALYSIS OF 238-Pu DATA
2002 Calex 1

	HANFORD	LLNL	LANL	RFAL	SRS
Mean error (weight %)	-0.0003%	-0.0002%	0.0002%	0.0016%	0.0100%
Standard Deviation (weight %)	0.0005%	0.0003%	0.0008%	0.0008%	0.0161%
Uncertainty in the Mean (weight %)	0.0000%	0.0000%	0.0001%	0.0001%	0.0010%
Mean Error (%)	-3.03%	-2.71%	2.41%	18.71%	11.71%
Standard Deviation (%)	5.48%	3.66%	8.92%	9.87%	18.89%
Uncertainty in the Mean (%)	0.42%	0.36%	1.01%	1.60%	1.18%
Number of Data Points	169	103	78	38	257
Number of Outliers	0	0	0	0	0

Difference from Last Year in:

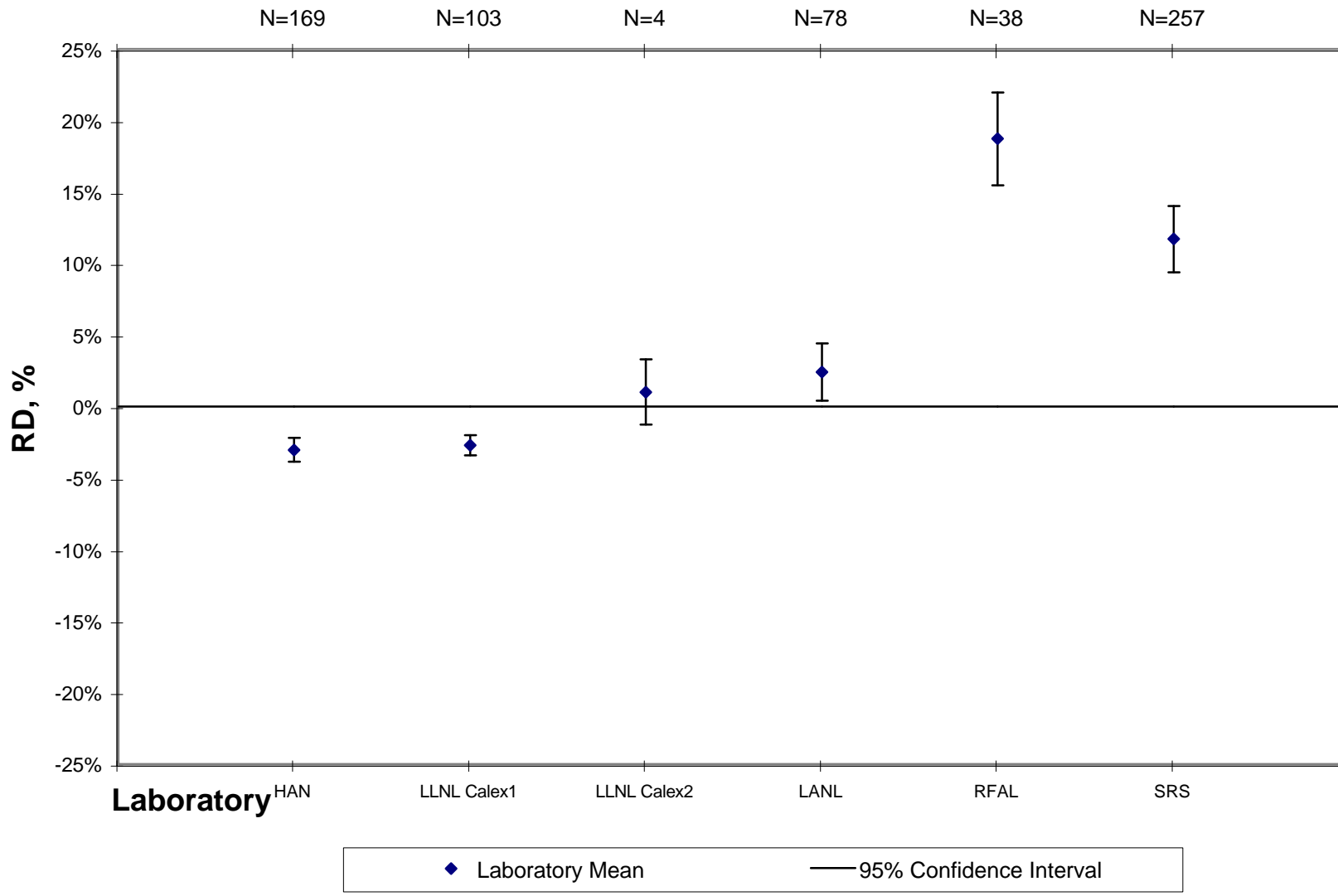
Mean error (weight %)	-0.0002%	-0.0001%	-0.0002%	0.0002%	0.0012%
Standard Deviation (weight %)	0.0001%	0.0001%	-0.0001%	-0.0002%	-0.0035%
Uncertainty in the Mean (weight %)	0.0000%	0.0000%	0.0000%	-0.0001%	-0.0007%
Mean Error (%)	-2.02%	-0.70%	-2.73%	2.40%	1.48%
Standard Deviation (%)	0.89%	1.05%	-1.43%	-1.97%	-3.90%
Uncertainty in the Mean (%)	0.09%	0.03%	-0.23%	-0.92%	-0.80%
Number of Data Points	-27	41	8	16	124
Number of Outliers	-1	-2	0	0	-1

RESULTS OF ANALYSIS OF 238-Pu DATA
2002 Calex 2

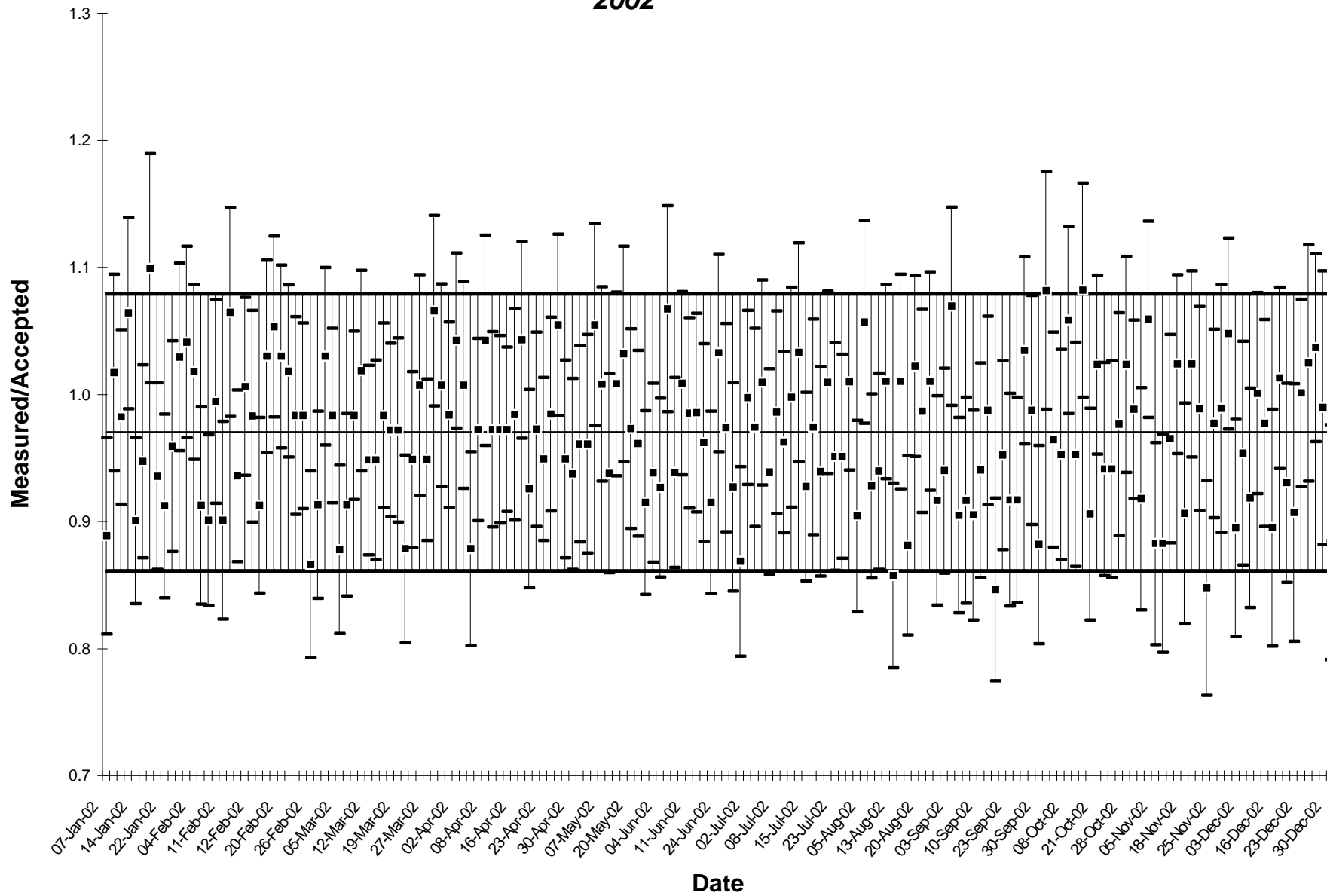
	HANFORD	LLNL	LANL	RFAL	SRS
Mean error (weight %)	****	0.0008%	****	****	****
Standard Deviation (weight %)	****	0.0011%	****	****	****
Uncertainty in the Mean (weight %)	****	0.0005%	****	****	****
Mean Error (%)	****	1.02%	****	****	****
Standard Deviation (%)	****	1.43%	****	****	****
Uncertainty in the Mean (%)	****	0.72%	****	****	****
Number of Data Points	****	4	****	****	****
Number of Outliers	****	0	****	****	****
Difference from Last Year in:					
Mean error (weight %)	****	****	****	****	****
Standard Deviation (weight %)	****	****	****	****	****
Uncertainty in the Mean (weight %)	****	****	****	****	****
Mean Error (%)	****	****	****	****	****
Standard Deviation (%)	****	****	****	****	****
Uncertainty in the Mean (%)	****	****	****	****	****
Number of Data Points	0	4	0	0	0
Number of Outliers	0	0	0	0	0

New Brunswick Laboratory Calorimetry Exchange Program

Percent ^{238}Pu , 2002

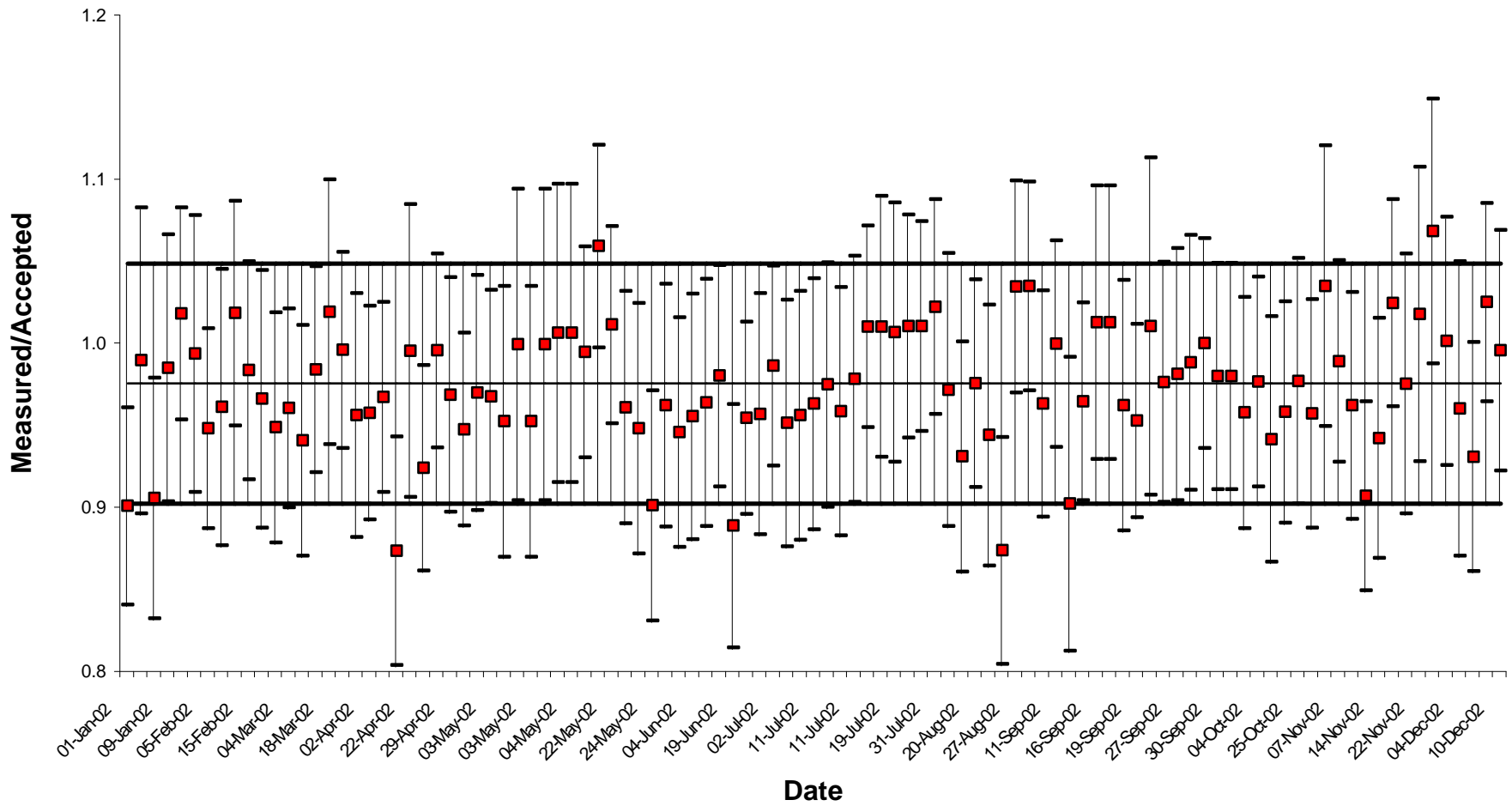


HANFORD
238-Pu
2002



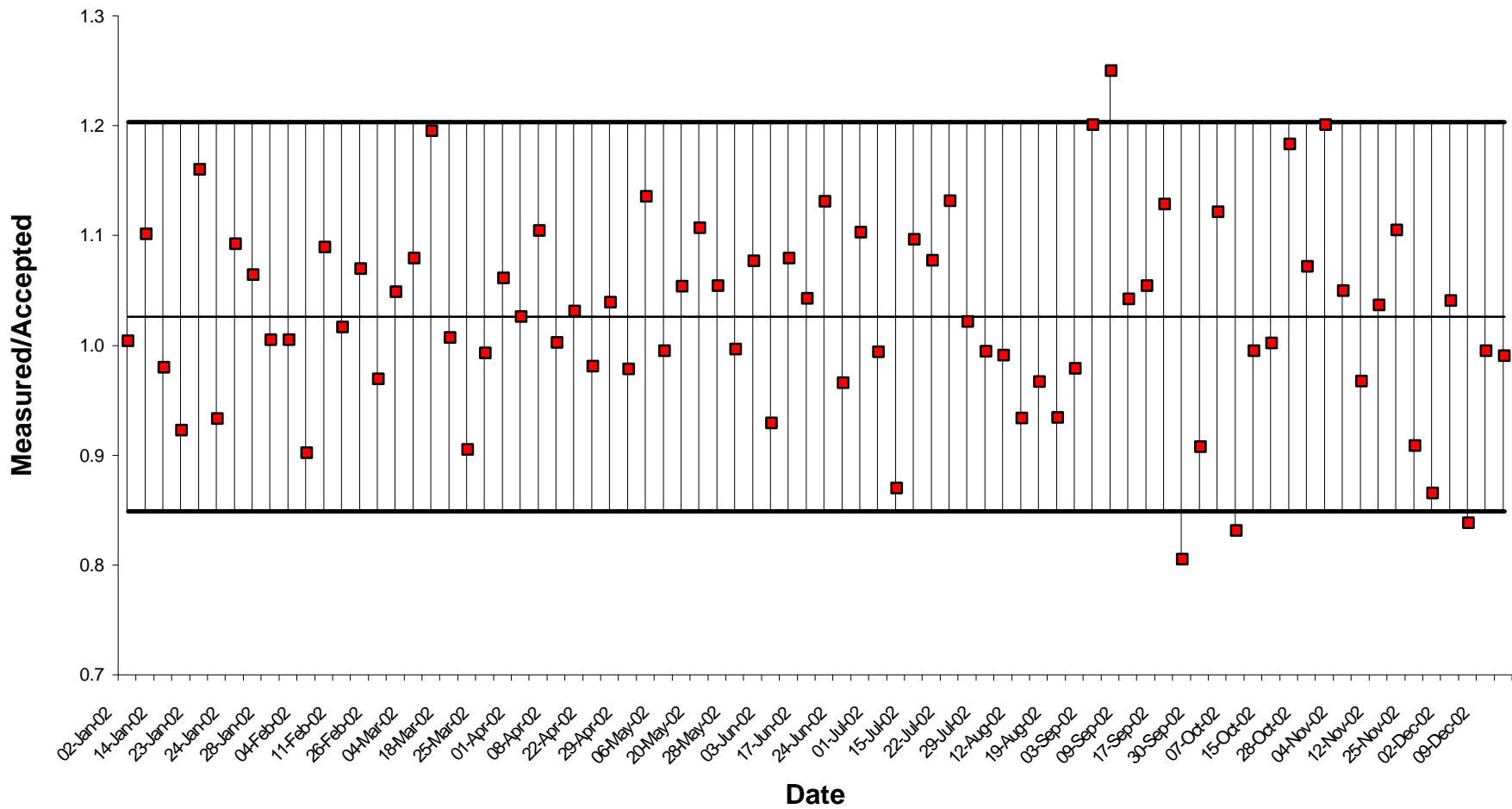
All standard deviation and uncertainty limits are at two sigma.

LAWRENCE LIVERMORE
238-Pu, Calex 1
2002



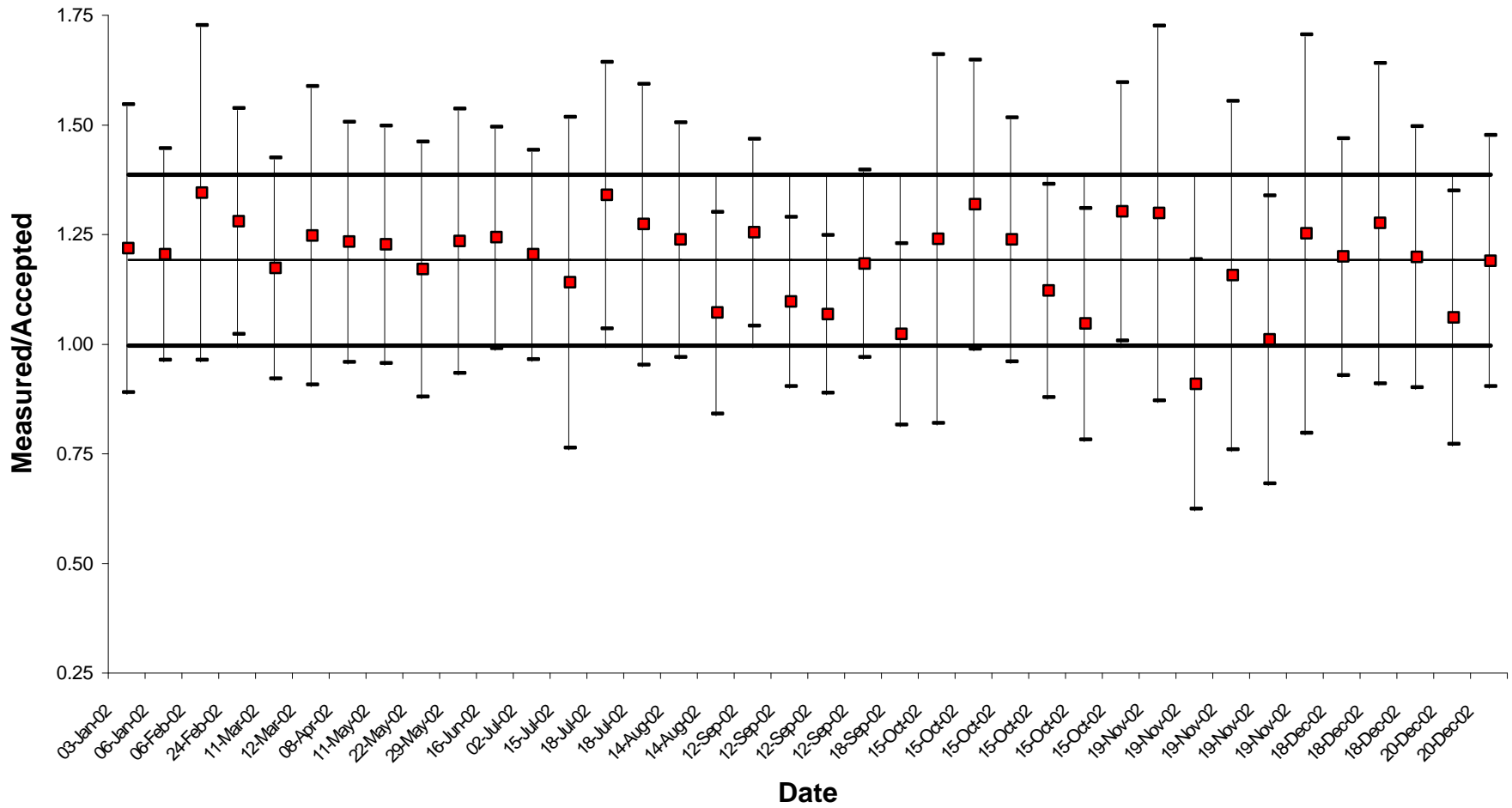
All standard deviation and uncertainty limits are at two sigma.

LOS ALAMOS
²³⁸Pu
2002



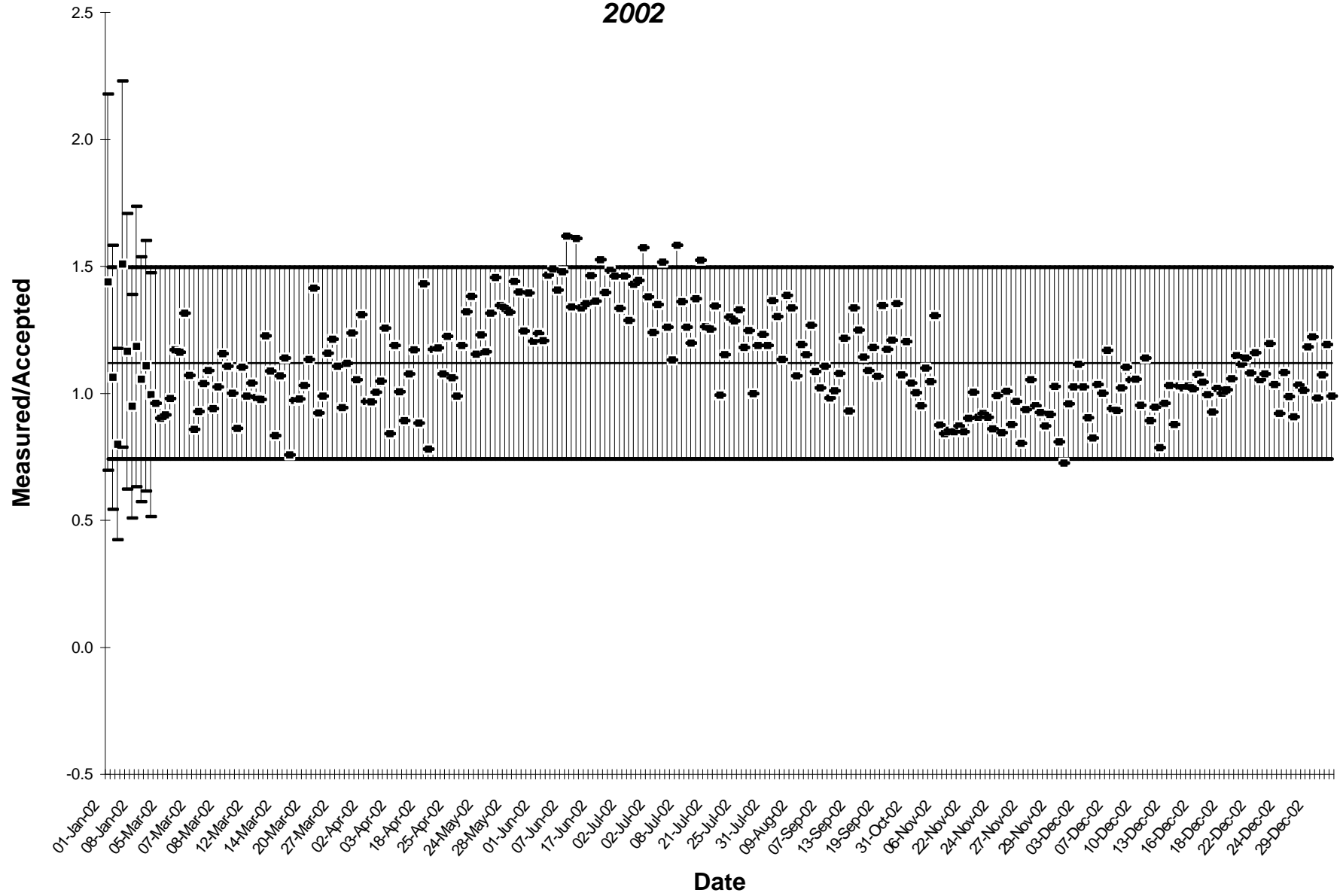
All standard deviation and uncertainty limits are at two sigma.

ROCKY FLATS - ANALYTICAL LAB
²³⁸Pu
2002



All standard deviation and uncertainty limits are at two sigma.

SAVANNAH RIVER
238-Pu
2002



All standard deviation and uncertainty limits are at two sigma.

WEIGHT PERCENT 238-Pu DATA
Calendar Year 2002

HANFORD

#	Date Measured	Instr. ID	238-Pu	Uncert. 1 STD	Accepted Weight %	Ratio M/A	Weight % Error	Percent Error
1	07-Jan-02	1985	0.0076%	4.89%	0.0086%	0.888	-0.0010%	-11.19%
2	07-Jan-02	2026	0.0087%	3.75%	0.0086%	1.017	0.0001%	1.66%
3	09-Jan-02	2424	0.0084%	3.56%	0.0086%	0.982	-0.0002%	-1.85%
4	14-Jan-02	2026	0.0091%	3.33%	0.0086%	1.063	0.0005%	6.35%
5	14-Jan-02	1985	0.0077%	4.03%	0.0086%	0.900	-0.0009%	-10.02%
6	14-Jan-02	2424	0.0081%	4.23%	0.0086%	0.947	-0.0005%	-5.34%
7	21-Jan-02	2026	0.0094%	3.74%	0.0086%	1.099	0.0008%	9.86%
8	21-Jan-02	2424	0.0080%	4.20%	0.0086%	0.935	-0.0006%	-6.50%
9	22-Jan-02	1985	0.0078%	4.35%	0.0086%	0.912	-0.0008%	-8.84%
10	28-Jan-02	1985	0.0082%	4.52%	0.0086%	0.959	-0.0004%	-4.14%
11	28-Jan-02	2026	0.0088%	3.49%	0.0086%	1.029	0.0002%	2.88%
12	29-Jan-02	2424	0.0089%	3.48%	0.0086%	1.040	0.0003%	4.04%
13	04-Feb-02	2026	0.0087%	3.33%	0.0086%	1.017	0.0001%	1.72%
14	04-Feb-02	1985	0.0078%	4.67%	0.0086%	0.912	-0.0008%	-8.80%
15	04-Feb-02	2424	0.0077%	4.14%	0.0086%	0.900	-0.0009%	-9.97%
16	05-Feb-02	2740	0.0085%	4.06%	0.0086%	0.994	-0.0001%	-0.62%
17	11-Feb-02	1985	0.0077%	4.80%	0.0086%	0.900	-0.0009%	-9.96%
18	11-Feb-02	2026	0.0091%	3.63%	0.0086%	1.064	0.0005%	6.41%
19	11-Feb-02	2424	0.0080%	3.86%	0.0086%	0.935	-0.0006%	-6.45%
20	12-Feb-02	2740	0.0086%	3.46%	0.0086%	1.006	0.0000%	0.56%
21	12-Feb-02	1985	0.0084%	4.32%	0.0086%	0.982	-0.0002%	-1.78%
22	19-Feb-02	1985	0.0078%	4.15%	0.0086%	0.912	-0.0008%	-8.77%
23	19-Feb-02	2026	0.0088%	3.58%	0.0086%	1.029	0.0003%	2.92%
24	19-Feb-02	2740	0.0090%	3.21%	0.0086%	1.053	0.0005%	5.26%
25	20-Feb-02	2424	0.0088%	3.40%	0.0086%	1.029	0.0003%	2.92%
26	25-Feb-02	2740	0.0087%	3.27%	0.0085%	1.018	0.0002%	1.77%
27	25-Feb-02	2424	0.0084%	4.03%	0.0085%	0.983	-0.0001%	-1.74%
28	25-Feb-02	2026	0.0084%	3.79%	0.0085%	0.983	-0.0001%	-1.74%
29	26-Feb-02	1985	0.0074%	4.90%	0.0085%	0.866	-0.0011%	-13.44%
30	04-Mar-02	1985	0.0078%	4.42%	0.0085%	0.912	-0.0007%	-8.75%
31	05-Mar-02	2026	0.0088%	3.29%	0.0085%	1.029	0.0003%	2.95%
32	05-Mar-02	2740	0.0084%	3.55%	0.0085%	0.983	-0.0001%	-1.73%
33	05-Mar-02	2424	0.0075%	4.31%	0.0085%	0.877	-0.0010%	-12.26%
34	11-Mar-02	2424	0.0078%	4.30%	0.0085%	0.913	-0.0007%	-8.74%
35	11-Mar-02	2740	0.0084%	3.43%	0.0085%	0.983	-0.0001%	-1.72%
36	12-Mar-02	2026	0.0087%	3.81%	0.0085%	1.018	0.0002%	1.79%
37	12-Mar-02	1985	0.0081%	4.15%	0.0085%	0.948	-0.0004%	-5.23%
38	18-Mar-02	1985	0.0081%	4.37%	0.0085%	0.948	-0.0004%	-5.22%
39	18-Mar-02	2026	0.0084%	3.76%	0.0085%	0.983	-0.0001%	-1.71%
40	19-Mar-02	2740	0.0083%	3.62%	0.0085%	0.971	-0.0002%	-2.87%
41	19-Mar-02	2424	0.0083%	3.85%	0.0085%	0.971	-0.0002%	-2.87%
42	25-Mar-02	1985	0.0075%	4.80%	0.0085%	0.878	-0.0010%	-12.22%
43	25-Mar-02	2026	0.0081%	3.86%	0.0085%	0.948	-0.0004%	-5.20%

44	26-Mar-02	2424	0.0086%	4.29%	0.0085%	1.007	0.0001%	0.66%
45	27-Mar-02	2740	0.0081%	3.53%	0.0085%	0.948	-0.0004%	-5.20%
46	01-Apr-02	2026	0.0091%	3.30%	0.0085%	1.065	0.0006%	6.52%
47	01-Apr-02	1985	0.0086%	3.93%	0.0085%	1.007	0.0001%	0.67%
48	02-Apr-02	2424	0.0084%	3.78%	0.0085%	0.983	-0.0001%	-1.67%
49	02-Apr-02	2740	0.0089%	3.18%	0.0085%	1.042	0.0004%	4.18%
50	08-Apr-02	2026	0.0086%	4.01%	0.0085%	1.007	0.0001%	0.68%
51	08-Apr-02	1985	0.0075%	4.95%	0.0085%	0.878	-0.0010%	-12.20%
52	08-Apr-02	2424	0.0083%	3.80%	0.0085%	0.972	-0.0002%	-2.83%
53	08-Apr-02	2740	0.0089%	3.81%	0.0085%	1.042	0.0004%	4.19%
54	15-Apr-02	2026	0.0083%	4.06%	0.0085%	0.972	-0.0002%	-2.81%
55	15-Apr-02	2424	0.0083%	3.91%	0.0085%	0.972	-0.0002%	-2.81%
56	16-Apr-02	2740	0.0083%	3.43%	0.0085%	0.972	-0.0002%	-2.81%
57	16-Apr-02	1985	0.0084%	4.30%	0.0085%	0.984	-0.0001%	-1.64%
58	22-Apr-02	2026	0.0089%	3.56%	0.0085%	1.042	0.0004%	4.23%
59	22-Apr-02	1985	0.0079%	4.55%	0.0085%	0.925	-0.0006%	-7.48%
60	23-Apr-02	2424	0.0083%	4.05%	0.0085%	0.972	-0.0002%	-2.80%
61	23-Apr-02	2740	0.0081%	3.56%	0.0085%	0.949	-0.0004%	-5.14%
62	29-Apr-02	2740	0.0084%	3.94%	0.0085%	0.984	-0.0001%	-1.62%
63	29-Apr-02	2026	0.0090%	3.21%	0.0085%	1.054	0.0005%	5.41%
64	30-Apr-02	1985	0.0081%	4.32%	0.0085%	0.949	-0.0004%	-5.13%
65	30-Apr-02	2424	0.0080%	4.28%	0.0085%	0.937	-0.0005%	-6.30%
66	06-May-02	2424	0.0082%	4.18%	0.0085%	0.961	-0.0003%	-3.95%
67	06-May-02	1985	0.0082%	4.66%	0.0085%	0.961	-0.0003%	-3.95%
68	06-May-02	2026	0.0090%	3.57%	0.0085%	1.054	0.0005%	5.42%
69	07-May-02	2740	0.0086%	3.77%	0.0085%	1.007	0.0001%	0.75%
70	13-May-02	1985	0.0080%	4.46%	0.0085%	0.937	-0.0005%	-6.27%
71	13-May-02	2026	0.0086%	3.56%	0.0085%	1.008	0.0001%	0.76%
72	20-May-02	2026	0.0088%	3.99%	0.0085%	1.031	0.0003%	3.12%
73	20-May-02	1985	0.0083%	4.15%	0.0085%	0.973	-0.0002%	-2.74%
74	21-May-02	2424	0.0082%	3.95%	0.0085%	0.961	-0.0003%	-3.91%
75	03-Jun-02	1985	0.0078%	4.32%	0.0085%	0.914	-0.0007%	-8.57%
76	04-Jun-02	2740	0.0080%	4.00%	0.0085%	0.938	-0.0005%	-6.22%
77	04-Jun-02	2424	0.0079%	4.10%	0.0085%	0.926	-0.0006%	-7.40%
78	06-Jun-02	2026	0.0091%	3.56%	0.0085%	1.067	0.0006%	6.67%
79	10-Jun-02	1985	0.0080%	4.25%	0.0085%	0.938	-0.0005%	-6.21%
80	10-Jun-02	2026	0.0086%	3.55%	0.0085%	1.008	0.0001%	0.82%
81	11-Jun-02	2424	0.0084%	3.87%	0.0085%	0.985	-0.0001%	-1.52%
82	17-Jun-02	2026	0.0084%	4.03%	0.0085%	0.985	-0.0001%	-1.51%
83	17-Jun-02	2424	0.0082%	4.21%	0.0085%	0.961	-0.0003%	-3.86%
84	18-Jun-02	1985	0.0078%	4.29%	0.0085%	0.915	-0.0007%	-8.55%
85	24-Jun-02	2026	0.0088%	3.64%	0.0085%	1.032	0.0003%	3.19%
86	24-Jun-02	2424	0.0083%	4.33%	0.0085%	0.973	-0.0002%	-2.67%
87	25-Jun-02	1985	0.0079%	4.78%	0.0085%	0.926	-0.0006%	-7.35%
88	01-Jul-02	1985	0.0074%	4.94%	0.0085%	0.868	-0.0011%	-13.21%
89	02-Jul-02	2026	0.0085%	3.44%	0.0085%	0.997	0.0000%	-0.30%
90	02-Jul-02	2424	0.0083%	4.12%	0.0085%	0.973	-0.0002%	-2.65%
91	08-Jul-02	2026	0.0086%	3.96%	0.0085%	1.009	0.0001%	0.88%
92	08-Jul-02	1985	0.0080%	4.60%	0.0085%	0.938	-0.0005%	-6.16%
93	08-Jul-02	2424	0.0084%	4.11%	0.0085%	0.985	-0.0001%	-1.47%

94	11-Jul-02	1985	0.0082%	3.86%	0.0085%	0.962	-0.0003%	-3.81%
95	12-Jul-02	2424	0.0085%	4.35%	0.0085%	0.997	0.0000%	-0.28%
96	14-Jul-02	2026	0.0088%	4.04%	0.0085%	1.032	0.0003%	3.24%
97	15-Jul-02	2424	0.0079%	4.32%	0.0085%	0.927	-0.0006%	-7.32%
98	15-Jul-02	1985	0.0083%	4.47%	0.0085%	0.974	-0.0002%	-2.63%
99	22-Jul-02	1985	0.0080%	4.67%	0.0085%	0.939	-0.0005%	-6.14%
100	22-Jul-02	2026	0.0086%	3.52%	0.0085%	1.009	0.0001%	0.90%
101	23-Jul-02	2424	0.0081%	4.96%	0.0085%	0.950	-0.0004%	-4.95%
102	29-Jul-02	2424	0.0081%	4.44%	0.0085%	0.951	-0.0004%	-4.94%
103	29-Jul-02	2026	0.0086%	3.41%	0.0085%	1.009	0.0001%	0.93%
104	29-Jul-02	1985	0.0077%	4.61%	0.0085%	0.904	-0.0008%	-9.64%
105	05-Aug-02	2026	0.0090%	3.57%	0.0085%	1.056	0.0005%	5.63%
106	05-Aug-02	1985	0.0079%	4.21%	0.0085%	0.927	-0.0006%	-7.28%
107	05-Aug-02	2424	0.0080%	4.38%	0.0085%	0.939	-0.0005%	-6.10%
108	13-Aug-02	2026	0.0086%	3.76%	0.0085%	1.010	0.0001%	0.95%
109	13-Aug-02	1985	0.0073%	4.94%	0.0085%	0.857	-0.0012%	-14.31%
110	13-Aug-02	2424	0.0086%	4.14%	0.0085%	1.010	0.0001%	0.95%
111	19-Aug-02	1985	0.0075%	4.56%	0.0085%	0.881	-0.0010%	-11.94%
112	20-Aug-02	2026	0.0087%	3.41%	0.0085%	1.021	0.0002%	2.15%
113	20-Aug-02	2424	0.0084%	4.11%	0.0085%	0.986	-0.0001%	-1.37%
114	26-Aug-02	2026	0.0086%	4.21%	0.0085%	1.010	0.0001%	0.99%
115	26-Aug-02	1985	0.0078%	4.90%	0.0085%	0.916	-0.0007%	-8.41%
116	26-Aug-02	2424	0.0080%	4.57%	0.0085%	0.939	-0.0005%	-6.06%
117	03-Sep-02	2026	0.0091%	3.41%	0.0085%	1.069	0.0006%	6.87%
118	03-Sep-02	1985	0.0077%	4.70%	0.0085%	0.904	-0.0008%	-9.57%
119	03-Sep-02	2424	0.0078%	4.83%	0.0085%	0.916	-0.0007%	-8.40%
120	09-Sep-02	1985	0.0077%	5.05%	0.0085%	0.904	-0.0008%	-9.56%
121	10-Sep-02	2424	0.0080%	4.78%	0.0085%	0.940	-0.0005%	-6.03%
122	10-Sep-02	2026	0.0084%	3.81%	0.0085%	0.987	-0.0001%	-1.33%
123	16-Sep-02	1985	0.0072%	5.02%	0.0085%	0.846	-0.0013%	-15.41%
124	16-Sep-02	2026	0.0081%	4.10%	0.0085%	0.952	-0.0004%	-4.84%
125	23-Sep-02	2424	0.0078%	4.99%	0.0085%	0.916	-0.0007%	-8.35%
126	24-Sep-02	1985	0.0078%	4.81%	0.0085%	0.916	-0.0007%	-8.35%
127	24-Sep-02	2026	0.0088%	3.44%	0.0085%	1.034	0.0003%	3.40%
128	30-Sep-02	2424	0.0084%	4.63%	0.0085%	0.987	-0.0001%	-1.29%
129	30-Sep-02	1985	0.0075%	5.02%	0.0085%	0.881	-0.0010%	-11.87%
130	02-Oct-02	2026	0.0092%	4.00%	0.0085%	1.081	0.0007%	8.12%
131	07-Oct-02	2424	0.0082%	4.56%	0.0085%	0.964	-0.0003%	-3.63%
132	07-Oct-02	1985	0.0081%	4.57%	0.0085%	0.952	-0.0004%	-4.81%
133	08-Oct-02	2026	0.0090%	3.29%	0.0085%	1.058	0.0005%	5.78%
134	14-Oct-02	1985	0.0081%	4.86%	0.0085%	0.952	-0.0004%	-4.78%
135	14-Oct-02	2026	0.0092%	3.60%	0.0085%	1.081	0.0007%	8.15%
136	15-Oct-02	2424	0.0077%	5.09%	0.0085%	0.905	-0.0008%	-9.49%
137	21-Oct-02	2026	0.0087%	3.36%	0.0085%	1.023	0.0002%	2.28%
138	21-Oct-02	1985	0.0080%	4.74%	0.0085%	0.941	-0.0005%	-5.95%
139	22-Oct-02	2424	0.0080%	4.83%	0.0085%	0.941	-0.0005%	-5.95%
140	28-Oct-02	1985	0.0083%	4.60%	0.0085%	0.976	-0.0002%	-2.41%
141	28-Oct-02	2424	0.0087%	4.06%	0.0085%	1.023	0.0002%	2.29%
142	28-Oct-02	2026	0.0084%	3.59%	0.0085%	0.988	-0.0001%	-1.23%
143	04-Nov-02	1985	0.0078%	5.20%	0.0085%	0.917	-0.0007%	-8.27%

144	04-Nov-02	2026	0.0090%	3.44%	0.0085%	1.058	0.0005%	5.84%
145	05-Nov-02	2424	0.0075%	5.11%	0.0085%	0.882	-0.0010%	-11.80%
146	11-Nov-02	1985	0.0075%	5.52%	0.0085%	0.882	-0.0010%	-11.79%
147	11-Nov-02	2424	0.0082%	4.40%	0.0085%	0.964	-0.0003%	-3.55%
148	12-Nov-02	2026	0.0087%	3.36%	0.0085%	1.023	0.0002%	2.33%
149	18-Nov-02	1985	0.0077%	5.30%	0.0085%	0.906	-0.0008%	-9.42%
150	19-Nov-02	2026	0.0087%	3.50%	0.0085%	1.023	0.0002%	2.34%
151	19-Nov-02	2424	0.0084%	4.11%	0.0085%	0.988	-0.0001%	-1.19%
152	25-Nov-02	1985	0.0072%	5.89%	0.0085%	0.847	-0.0013%	-15.29%
153	25-Nov-02	2026	0.0083%	3.90%	0.0085%	0.976	-0.0002%	-2.35%
154	26-Nov-02	2424	0.0084%	4.99%	0.0085%	0.988	-0.0001%	-1.16%
155	02-Dec-02	2026	0.0089%	3.42%	0.0085%	1.047	0.0004%	4.73%
156	02-Dec-02	1985	0.0076%	5.33%	0.0085%	0.894	-0.0009%	-10.57%
157	03-Dec-02	2424	0.0081%	4.84%	0.0085%	0.953	-0.0004%	-4.68%
158	08-Dec-02	1985	0.0078%	5.13%	0.0085%	0.918	-0.0007%	-8.20%
159	09-Dec-02	2026	0.0085%	3.96%	0.0085%	1.000	0.0000%	0.04%
160	09-Dec-02	2424	0.0083%	4.26%	0.0085%	0.977	-0.0002%	-2.32%
161	16-Dec-02	1985	0.0076%	5.82%	0.0085%	0.895	-0.0009%	-10.55%
162	16-Dec-02	2026	0.0086%	3.48%	0.0085%	1.012	0.0001%	1.22%
163	17-Dec-02	2424	0.0079%	4.53%	0.0085%	0.930	-0.0006%	-7.02%
164	23-Dec-02	1985	0.0077%	6.17%	0.0085%	0.906	-0.0008%	-9.36%
165	23-Dec-02	2026	0.0085%	3.67%	0.0085%	1.001	0.0000%	0.06%
166	23-Dec-02	2424	0.0087%	4.43%	0.0085%	1.024	0.0002%	2.41%
167	30-Dec-02	2026	0.0088%	3.45%	0.0085%	1.036	0.0003%	3.61%
168	30-Dec-02	2424	0.0084%	5.50%	0.0085%	0.989	-0.0001%	-1.10%
169	30-Dec-02	1985	0.0075%	5.93%	0.0085%	0.883	-0.0010%	-11.69%

LLNL Calex 1

#	Date Measured	Instr. ID	238-Pu	Uncert. 1 STD	Accepted Weight %	Ratio M/A	Weight % Error	Percent Error
1	01-Jan-02	1	0.0077%	3.71%	0.0086%	0.900	-0.0009%	-10.04%
2	02-Jan-02	3A	0.0085%	4.77%	0.0086%	0.988	-0.0001%	-1.16%
3	07-Jan-02	3A	0.0077%	4.48%	0.0086%	0.904	-0.0008%	-9.56%
4	09-Jan-02	3A	0.0084%	4.20%	0.0086%	0.984	-0.0001%	-1.61%
5	23-Jan-02	1	0.0087%	3.12%	0.0086%	1.017	0.0001%	1.69%
6	28-Jan-02	3A	0.0085%	4.28%	0.0086%	0.993	-0.0001%	-0.75%
7	05-Feb-02	1	0.0081%	3.40%	0.0086%	0.947	-0.0005%	-5.30%
8	05-Feb-02	3A	0.0082%	4.57%	0.0086%	0.960	-0.0003%	-4.01%
9	07-Feb-02	1	0.0087%	3.31%	0.0086%	1.017	0.0001%	1.72%
10	15-Feb-02	1	0.0084%	3.44%	0.0086%	0.982	-0.0002%	-1.77%
11	21-Feb-02	3A	0.0083%	4.22%	0.0086%	0.965	-0.0003%	-3.51%
12	27-Feb-02	3A	0.0081%	3.90%	0.0085%	0.947	-0.0004%	-5.25%
13	04-Mar-02	1	0.0082%	3.29%	0.0085%	0.959	-0.0003%	-4.07%
14	08-Mar-02	3A	0.0080%	3.98%	0.0085%	0.940	-0.0005%	-6.05%
15	12-Mar-02	1	0.0084%	3.25%	0.0085%	0.983	-0.0001%	-1.72%
16	18-Mar-02	3A	0.0087%	3.89%	0.0085%	1.018	0.0002%	1.80%
17	20-Mar-02	1	0.0085%	3.02%	0.0085%	0.995	0.0000%	-0.53%
18	25-Mar-02	3A	0.0082%	4.07%	0.0085%	0.955	-0.0004%	-4.49%
19	02-Apr-02	3a	0.0082%	3.56%	0.0085%	0.956	-0.0004%	-4.37%

20	16-Apr-02	1	0.0083%	3.11%	0.0085%	0.966	-0.0003%	-3.40%
21	16-Apr-02	3a	0.0075%	4.58%	0.0085%	0.872	-0.0011%	-12.76%
22	22-Apr-02	1	0.0085%	4.51%	0.0085%	0.994	0.0000%	-0.57%
23	23-Apr-02	3a	0.0079%	3.68%	0.0085%	0.923	-0.0007%	-7.72%
24	26-Apr-02	1	0.0085%	2.99%	0.0085%	0.994	0.0000%	-0.56%
25	29-Apr-02	3a	0.0083%	3.82%	0.0085%	0.967	-0.0003%	-3.26%
26	30-Apr-02	1	0.0081%	3.28%	0.0085%	0.946	-0.0005%	-5.36%
27	02-May-02	3a	0.0083%	3.82%	0.0085%	0.969	-0.0003%	-3.13%
28	03-May-02	1	0.0083%	3.47%	0.0085%	0.966	-0.0003%	-3.36%
29	03-May-02	2	0.0081%	4.56%	0.0085%	0.951	-0.0004%	-4.88%
30	03-May-02	2	0.0085%	4.76%	0.0085%	0.998	0.0000%	-0.20%
31	03-May-02	2	0.0081%	4.56%	0.0085%	0.951	-0.0004%	-4.88%
32	03-May-02	2	0.0085%	4.76%	0.0085%	0.998	0.0000%	-0.20%
33	04-May-02	2	0.0086%	4.50%	0.0085%	1.005	0.0000%	0.50%
34	04-May-02	2	0.0086%	4.50%	0.0085%	1.005	0.0000%	0.50%
35	08-May-02	1	0.0085%	3.25%	0.0085%	0.993	-0.0001%	-0.66%
36	15-May-02	1	0.0090%	2.76%	0.0085%	1.058	0.0005%	5.80%
37	22-May-02	1	0.0086%	2.95%	0.0085%	1.010	0.0001%	1.01%
38	23-May-02	3a	0.0082%	3.84%	0.0085%	0.960	-0.0003%	-4.02%
39	23-May-02	3a	0.0081%	4.25%	0.0085%	0.947	-0.0005%	-5.31%
40	24-May-02	3a	0.0077%	4.33%	0.0085%	0.900	-0.0009%	-10.00%
41	24-May-02	3a	0.0082%	4.00%	0.0085%	0.961	-0.0003%	-3.90%
42	24-May-02	3a	0.0081%	3.92%	0.0085%	0.945	-0.0005%	-5.54%
43	04-Jun-02	3a	0.0081%	4.11%	0.0085%	0.954	-0.0004%	-4.58%
44	14-Jun-02	3a	0.0082%	4.06%	0.0085%	0.963	-0.0003%	-3.74%
45	18-Jun-02	1	0.0084%	3.52%	0.0085%	0.979	-0.0002%	-2.10%
46	19-Jun-02	3a	0.0076%	4.71%	0.0085%	0.888	-0.0010%	-11.24%
47	21-Jun-02	1	0.0081%	3.23%	0.0085%	0.953	-0.0004%	-4.67%
48	25-Jun-02	3a	0.0082%	4.02%	0.0085%	0.956	-0.0004%	-4.42%
49	02-Jul-02	1	0.0084%	3.14%	0.0085%	0.985	-0.0001%	-1.48%
50	10-Jul-02	3	0.0081%	4.16%	0.0085%	0.950	-0.0004%	-4.99%
51	10-Jul-02	3a	0.0081%	4.16%	0.0085%	0.955	-0.0004%	-4.52%
52	11-Jul-02	3	0.0082%	4.13%	0.0085%	0.962	-0.0003%	-3.81%
53	11-Jul-02	3	0.0083%	3.93%	0.0085%	0.974	-0.0002%	-2.64%
54	11-Jul-02	3a	0.0082%	4.13%	0.0085%	0.957	-0.0004%	-4.28%
55	11-Jul-02	3a	0.0083%	3.93%	0.0085%	0.977	-0.0002%	-2.29%
56	18-Jul-02	1	0.0086%	3.01%	0.0085%	1.009	0.0001%	0.90%
57	19-Jul-02	3	0.0086%	3.91%	0.0085%	1.009	0.0001%	0.90%
58	19-Jul-02	3a	0.0086%	3.91%	0.0085%	1.006	0.0000%	0.55%
59	25-Jul-02	1	0.0086%	3.34%	0.0085%	1.009	0.0001%	0.92%
60	29-Jul-02	1	0.0086%	3.14%	0.0085%	1.009	0.0001%	0.93%
61	31-Jul-02	1	0.0087%	3.14%	0.0085%	1.021	0.0002%	2.10%
62	01-Aug-02	3a	0.0083%	4.42%	0.0085%	0.971	-0.0003%	-2.95%
63	15-Aug-02	3a	0.0079%	4.06%	0.0085%	0.930	-0.0006%	-7.02%
64	20-Aug-02	1	0.0083%	3.33%	0.0085%	0.975	-0.0002%	-2.55%
65	21-Aug-02	3a	0.0080%	4.47%	0.0085%	0.943	-0.0005%	-5.72%
66	26-Aug-02	3a	0.0074%	4.53%	0.0085%	0.872	-0.0011%	-12.75%
67	27-Aug-02	1	0.0088%	3.03%	0.0085%	1.033	0.0003%	3.33%
68	05-Sep-02	1	0.0088%	2.98%	0.0085%	1.034	0.0003%	3.36%
69	05-Sep-02	3a	0.0082%	3.73%	0.0085%	0.962	-0.0003%	-3.81%

70	11-Sep-02	1	0.0085%	3.15%	0.0085%	0.998	0.0000%	-0.15%
71	13-Sep-02	3a	0.0077%	5.52%	0.0085%	0.901	-0.0008%	-9.90%
72	16-Sep-02	1	0.0082%	3.25%	0.0085%	0.963	-0.0003%	-3.67%
73	16-Sep-02	2	0.0086%	4.07%	0.0085%	1.012	0.0001%	1.15%
74	16-Sep-02	2	0.0086%	4.07%	0.0085%	1.012	0.0001%	1.15%
75	18-Sep-02	3a	0.0082%	4.14%	0.0085%	0.961	-0.0003%	-3.90%
76	19-Sep-02	1	0.0081%	3.25%	0.0085%	0.952	-0.0004%	-4.84%
77	22-Sep-02	2	0.0086%	5.04%	0.0085%	1.009	0.0001%	0.93%
78	24-Sep-02	1	0.0083%	3.84%	0.0085%	0.975	-0.0002%	-2.48%
79	27-Sep-02	3a	0.0083%	4.00%	0.0085%	0.980	-0.0002%	-2.00%
80	28-Sep-02	3a	0.0084%	3.98%	0.0085%	0.987	-0.0001%	-1.29%
81	30-Sep-02	1	0.0085%	3.20%	0.0085%	0.999	0.0000%	-0.12%
82	30-Sep-02	2	0.0083%	3.60%	0.0085%	0.979	-0.0002%	-2.12%
83	30-Sep-02	2	0.0083%	3.60%	0.0085%	0.979	-0.0002%	-2.12%
84	03-Oct-02	3a	0.0081%	3.85%	0.0085%	0.957	-0.0004%	-4.34%
85	04-Oct-02	1	0.0083%	3.36%	0.0085%	0.975	-0.0002%	-2.46%
86	14-Oct-02	3a	0.0080%	4.23%	0.0085%	0.940	-0.0005%	-5.96%
87	17-Oct-02	2	0.0081%	3.69%	0.0085%	0.957	-0.0004%	-4.31%
88	25-Oct-02	3a	0.0083%	3.93%	0.0085%	0.976	-0.0002%	-2.41%
89	30-Oct-02	3a	0.0081%	3.81%	0.0085%	0.956	-0.0004%	-4.40%
90	04-Nov-02	2	0.0088%	4.00%	0.0085%	1.034	0.0003%	3.38%
91	07-Nov-02	1	0.0084%	3.15%	0.0085%	0.988	-0.0001%	-1.21%
92	08-Nov-02	3a	0.0082%	3.75%	0.0085%	0.961	-0.0003%	-3.92%
93	14-Nov-02	1	0.0077%	3.51%	0.0085%	0.906	-0.0008%	-9.43%
94	14-Nov-02	3a	0.0080%	4.13%	0.0085%	0.941	-0.0005%	-5.90%
95	20-Nov-02	1	0.0087%	3.01%	0.0085%	1.023	0.0002%	2.34%
96	21-Nov-02	3a	0.0083%	4.17%	0.0085%	0.974	-0.0002%	-2.59%
97	22-Nov-02	2	0.0086%	4.34%	0.0085%	1.016	0.0001%	1.65%
98	26-Nov-02	3a	0.0091%	3.54%	0.0085%	1.067	0.0006%	6.72%
99	27-Nov-02	1	0.0085%	3.78%	0.0085%	1.000	0.0000%	0.01%
100	04-Dec-02	2	0.0082%	4.88%	0.0085%	0.959	-0.0003%	-4.10%
101	05-Dec-02	3a	0.0079%	4.04%	0.0085%	0.930	-0.0006%	-7.04%
102	06-Dec-02	1	0.0087%	2.89%	0.0085%	1.024	0.0002%	2.38%
103	10-Dec-02	3a	0.0085%	3.71%	0.0085%	0.994	0.0000%	-0.55%

LLNL Calex 2

#	Date Measured	Instr. ID	238-Pu	Uncert. 1 STD	Accepted Weight %	Ratio M/A	Weight % Error	Percent Error
1	30-Apr-02	3	0.0762%	1.00%	0.0761%	1.001	0.0001%	0.08%
2	28-Jun-02	3	0.0759%	0.79%	0.0760%	0.998	-0.0001%	-0.16%
3	15-Jul-02	3	0.0783%	0.86%	0.0760%	1.030	0.0023%	2.99%
4	26-Jul-02	3	0.0769%	0.90%	0.0760%	1.012	0.0009%	1.16%

LANL

#	Date Measured	Instr. ID	238-Pu	Uncert. 1 STD	Accepted Weight %	Ratio M/A	Weight % Error	Percent Error
1	02-Jan-02	F9	0.0086%	0.00%	0.0086%	1.002	0.0000%	0.25%
2	07-Jan-02	F5	0.0094%	0.00%	0.0086%	1.100	0.0009%	9.96%
3	14-Jan-02	F6	0.0084%	0.00%	0.0086%	0.978	-0.0002%	-2.19%

4	14-Jan-02	F9	0.0079%	0.00%	0.0086%	0.921	-0.0007%	-7.91%
5	23-Jan-02	F5	0.0099%	0.00%	0.0086%	1.158	0.0014%	15.84%
6	23-Jan-02	F9	0.0080%	0.00%	0.0086%	0.932	-0.0006%	-6.84%
7	24-Jan-02	F6	0.0093%	0.00%	0.0086%	1.091	0.0008%	9.06%
8	28-Jan-02	F5	0.0091%	0.00%	0.0086%	1.063	0.0005%	6.27%
9	28-Jan-02	F6	0.0086%	0.00%	0.0086%	1.003	0.0000%	0.30%
10	04-Feb-02	F5	0.0086%	0.00%	0.0086%	1.003	0.0000%	0.32%
11	04-Feb-02	F9	0.0077%	0.00%	0.0086%	0.900	-0.0009%	-9.97%
12	11-Feb-02	F6	0.0093%	0.00%	0.0086%	1.087	0.0007%	8.75%
13	11-Feb-02	F9	0.0087%	0.00%	0.0086%	1.015	0.0001%	1.50%
14	19-Feb-02	F5	0.0091%	0.00%	0.0086%	1.068	0.0006%	6.78%
15	26-Feb-02	F5	0.0083%	0.00%	0.0085%	0.967	-0.0003%	-3.26%
16	04-Mar-02	F6	0.0090%	0.00%	0.0085%	1.047	0.0004%	4.70%
17	04-Mar-02	F9	0.0092%	0.00%	0.0085%	1.077	0.0007%	7.74%
18	11-Mar-02	F5	0.0102%	0.00%	0.0085%	1.193	0.0017%	19.34%
19	18-Mar-02	F6	0.0086%	0.00%	0.0085%	1.005	0.0000%	0.51%
20	18-Mar-02	F9	0.0077%	0.00%	0.0085%	0.903	-0.0008%	-9.67%
21	25-Mar-02	F5	0.0085%	0.00%	0.0085%	0.991	-0.0001%	-0.87%
22	01-Apr-02	F6	0.0091%	0.00%	0.0085%	1.059	0.0005%	5.93%
23	01-Apr-02	F9	0.0088%	0.00%	0.0085%	1.024	0.0002%	2.42%
24	08-Apr-02	F6	0.0094%	0.00%	0.0085%	1.103	0.0009%	10.28%
25	08-Apr-02	F9	0.0086%	0.00%	0.0085%	1.001	0.0000%	0.09%
26	15-Apr-02	F5	0.0088%	0.00%	0.0085%	1.029	0.0003%	2.93%
27	22-Apr-02	F6	0.0084%	0.00%	0.0085%	0.979	-0.0002%	-2.10%
28	22-Apr-02	F9	0.0089%	0.00%	0.0085%	1.038	0.0003%	3.76%
29	29-Apr-02	F5	0.0083%	0.00%	0.0085%	0.977	-0.0002%	-2.32%
30	06-May-02	F6	0.0097%	0.00%	0.0085%	1.134	0.0011%	13.39%
31	06-May-02	F9	0.0085%	0.00%	0.0085%	0.993	-0.0001%	-0.67%
32	13-May-02	F5	0.0090%	0.00%	0.0085%	1.052	0.0004%	5.21%
33	20-May-02	F6	0.0094%	0.00%	0.0085%	1.105	0.0009%	10.50%
34	20-May-02	F9	0.0090%	0.00%	0.0085%	1.052	0.0004%	5.23%
35	28-May-02	F5	0.0085%	0.00%	0.0085%	0.995	0.0000%	-0.50%
36	03-Jun-02	F6	0.0092%	0.00%	0.0085%	1.075	0.0006%	7.49%
37	03-Jun-02	F9	0.0079%	0.00%	0.0085%	0.927	-0.0006%	-7.28%
38	11-Jun-02	F5	0.0092%	0.00%	0.0085%	1.077	0.0007%	7.74%
39	17-Jun-02	F6	0.0089%	0.00%	0.0085%	1.041	0.0004%	4.12%
40	17-Jun-02	F9	0.0096%	0.00%	0.0085%	1.129	0.0011%	12.91%
41	24-Jun-02	F5	0.0082%	0.00%	0.0085%	0.964	-0.0003%	-3.61%
42	01-Jul-02	F6	0.0094%	0.00%	0.0085%	1.101	0.0009%	10.13%
43	01-Jul-02	F9	0.0085%	0.00%	0.0085%	0.992	-0.0001%	-0.77%
44	09-Jul-02	F5	0.0074%	0.00%	0.0085%	0.868	-0.0011%	-13.20%
45	15-Jul-02	F6	0.0093%	0.00%	0.0085%	1.095	0.0008%	9.46%
46	15-Jul-02	F9	0.0092%	0.00%	0.0085%	1.076	0.0006%	7.58%
47	22-Jul-02	F5	0.0096%	0.00%	0.0085%	1.130	0.0011%	12.99%
48	29-Jul-02	F6	0.0087%	0.00%	0.0085%	1.020	0.0002%	1.98%
49	29-Jul-02	F9	0.0085%	0.00%	0.0085%	0.993	-0.0001%	-0.72%
50	05-Aug-02	F5	0.0084%	0.00%	0.0085%	0.989	-0.0001%	-1.06%
51	12-Aug-02	F6	0.0079%	0.00%	0.0085%	0.932	-0.0006%	-6.80%
52	12-Aug-02	F9	0.0082%	0.00%	0.0085%	0.965	-0.0003%	-3.51%
53	19-Aug-02	F5	0.0079%	0.00%	0.0085%	0.932	-0.0006%	-6.77%

54	26-Aug-02	F5	0.0083%	0.00%	0.0085%	0.977	-0.0002%	-2.30%
55	03-Sep-02	F6	0.0102%	0.00%	0.0085%	1.199	0.0017%	19.91%
56	03-Sep-02	F9	0.0106%	0.00%	0.0085%	1.248	0.0021%	24.84%
57	09-Sep-02	F5	0.0089%	0.00%	0.0085%	1.041	0.0003%	4.06%
58	17-Sep-02	F6	0.0090%	0.00%	0.0085%	1.053	0.0004%	5.26%
59	17-Sep-02	F9	0.0096%	0.00%	0.0085%	1.127	0.0011%	12.66%
60	23-Sep-02	F5	0.0068%	0.00%	0.0085%	0.804	-0.0017%	-19.63%
61	30-Sep-02	F6	0.0077%	0.00%	0.0085%	0.906	-0.0008%	-9.40%
62	30-Sep-02	F9	0.0095%	0.00%	0.0085%	1.120	0.0010%	11.99%
63	07-Oct-02	F5	0.0071%	0.00%	0.0085%	0.830	-0.0014%	-17.03%
64	15-Oct-02	F6	0.0085%	0.00%	0.0085%	0.993	-0.0001%	-0.67%
65	15-Oct-02	F9	0.0085%	0.00%	0.0085%	1.000	0.0000%	0.04%
66	21-Oct-02	F5	0.0101%	0.00%	0.0085%	1.182	0.0015%	18.15%
67	28-Oct-02	F6	0.0091%	0.00%	0.0085%	1.070	0.0006%	7.00%
68	28-Oct-02	F9	0.0102%	0.00%	0.0085%	1.199	0.0017%	19.93%
69	04-Nov-02	F5	0.0089%	0.00%	0.0085%	1.048	0.0004%	4.79%
70	12-Nov-02	F6	0.0082%	0.00%	0.0085%	0.966	-0.0003%	-3.43%
71	12-Nov-02	F9	0.0088%	0.00%	0.0085%	1.035	0.0003%	3.51%
72	18-Nov-02	F5	0.0094%	0.00%	0.0085%	1.103	0.0009%	10.34%
73	25-Nov-02	F6	0.0077%	0.00%	0.0085%	0.907	-0.0008%	-9.29%
74	25-Nov-02	F9	0.0073%	0.00%	0.0085%	0.864	-0.0012%	-13.65%
75	02-Dec-02	F5	0.0088%	0.00%	0.0085%	1.039	0.0003%	3.91%
76	09-Dec-02	F5	0.0071%	0.00%	0.0085%	0.837	-0.0014%	-16.32%
77	09-Dec-02	F6	0.0084%	0.00%	0.0085%	0.993	-0.0001%	-0.67%
78	19-Dec-02	F9	0.0084%	0.00%	0.0085%	0.989	-0.0001%	-1.12%

ROCKY FLATS - AL

#	Date Measured	Instr. ID	238-Pu	Uncert. 1 STD	Accepted Weight %	Ratio M/A	Weight % Error	Percent Error
1	03-Jan-02	GPC1	0.0104%	11.14%	0.0086%	1.214	0.0018%	21.38%
2	06-Jan-02	T5	0.0103%	8.36%	0.0086%	1.200	0.0017%	20.05%
3	06-Feb-02	GPC1	0.0115%	10.62%	0.0086%	1.340	0.0029%	34.03%
4	24-Feb-02	T5	0.0109%	7.92%	0.0086%	1.276	0.0024%	27.56%
5	11-Mar-02	T5	0.0100%	9.24%	0.0085%	1.168	0.0014%	16.84%
6	12-Mar-02	GPC1	0.0106%	11.01%	0.0085%	1.243	0.0021%	24.28%
7	08-Apr-02	GPC1	0.0105%	9.06%	0.0085%	1.228	0.0020%	22.84%
8	11-May-02	T5	0.0104%	9.05%	0.0085%	1.223	0.0019%	22.29%
9	22-May-02	GPC1	0.0099%	10.69%	0.0085%	1.166	0.0014%	16.57%
10	29-May-02	T5	0.0105%	9.95%	0.0085%	1.230	0.0020%	23.04%
11	16-Jun-02	T5	0.0106%	8.22%	0.0085%	1.238	0.0020%	23.82%
12	02-Jul-02	GPC1	0.0102%	8.30%	0.0085%	1.200	0.0017%	19.95%
13	15-Jul-02	T5	0.0097%	14.60%	0.0085%	1.136	0.0012%	13.60%
14	18-Jul-02	GPC1	0.0114%	8.52%	0.0085%	1.335	0.0029%	33.46%
15	18-Jul-02	GPC1	0.0108%	9.95%	0.0085%	1.268	0.0023%	26.83%
16	14-Aug-02	T5	0.0105%	8.79%	0.0085%	1.233	0.0020%	23.33%
17	14-Aug-02	GPC1	0.0091%	10.11%	0.0085%	1.066	0.0006%	6.64%
18	12-Sep-02	T4	0.0106%	6.83%	0.0085%	1.250	0.0021%	24.99%
19	12-Sep-02	T4	0.0093%	8.11%	0.0085%	1.092	0.0008%	9.20%
20	12-Sep-02	T4	0.0091%	7.96%	0.0085%	1.064	0.0005%	6.39%

21	12-Sep-02	T4	0.0100%	7.67%	0.0085%	1.179	0.0015%	17.91%
22	18-Sep-02	T4	0.0087%	9.97%	0.0085%	1.019	0.0002%	1.86%
23	15-Oct-02	T4	0.0105%	13.78%	0.0085%	1.236	0.0020%	23.56%
24	15-Oct-02	T4	0.0112%	9.54%	0.0085%	1.314	0.0027%	31.36%
25	15-Oct-02	T4	0.0105%	9.14%	0.0085%	1.234	0.0020%	23.36%
26	15-Oct-02	T4	0.0095%	9.72%	0.0085%	1.117	0.0010%	11.72%
27	15-Oct-02	T4	0.0089%	12.16%	0.0085%	1.041	0.0004%	4.14%
28	15-Oct-02	T4	0.0110%	8.74%	0.0085%	1.297	0.0025%	29.73%
29	19-Nov-02	GPC1	0.0110%	12.75%	0.0085%	1.294	0.0025%	29.42%
30	19-Nov-02	GPC1	0.0077%	17.42%	0.0085%	0.904	-0.0008%	-9.59%
31	19-Nov-02	GPC1	0.0098%	14.94%	0.0085%	1.152	0.0013%	15.23%
32	19-Nov-02	GPC1	0.0086%	16.22%	0.0085%	1.006	0.0000%	0.58%
33	19-Nov-02	GPC1	0.0106%	14.59%	0.0085%	1.247	0.0021%	24.70%
34	18-Dec-02	T4	0.0101%	9.47%	0.0085%	1.194	0.0017%	19.43%
35	18-Dec-02	T4	0.0108%	11.31%	0.0085%	1.271	0.0023%	27.10%
36	18-Dec-02	T4	0.0101%	10.44%	0.0085%	1.194	0.0016%	19.39%
37	20-Dec-02	T4	0.0090%	12.92%	0.0085%	1.056	0.0005%	5.63%
38	20-Dec-02	T4	0.0101%	10.19%	0.0085%	1.185	0.0016%	18.51%

SAVANNAH RIVER

#	Date Measured	Instr. ID	238-Pu	Uncert. 1 STD	Accepted Weight %	Ratio M/A	Weight % Error	Percent Error
1	01-Jan-02	1	0.0123%	18.00%	0.0086%	1.435	0.0037%	43.47%
2	01-Jan-02	1	0.0091%	23.15%	0.0086%	1.060	0.0005%	5.97%
3	02-Jan-02	1	0.0068%	29.62%	0.0086%	0.797	-0.0017%	-20.32%
4	02-Jan-02	1	0.0129%	15.90%	0.0086%	1.506	0.0043%	50.60%
5	03-Jan-02	1	0.0099%	20.12%	0.0086%	1.161	0.0014%	16.14%
6	08-Jan-02	1	0.0081%	24.57%	0.0086%	0.946	-0.0005%	-5.35%
7	08-Jan-02	1	0.0101%	19.78%	0.0086%	1.181	0.0016%	18.14%
8	09-Jan-02	1	0.0090%	21.78%	0.0086%	1.052	0.0004%	5.16%
9	11-Jan-02	1	0.0095%	20.19%	0.0086%	1.105	0.0009%	10.54%
10	11-Jan-02	1	0.0085%	24.38%	0.0086%	0.992	-0.0001%	-0.79%
11	05-Mar-02	1	0.0082%	0.00%	0.0085%	0.958	-0.0004%	-4.19%
12	05-Mar-02	1	0.0077%	0.00%	0.0085%	0.898	-0.0009%	-10.15%
13	05-Mar-02	1	0.0078%	0.00%	0.0085%	0.912	-0.0007%	-8.75%
14	05-Mar-02	1	0.0083%	0.00%	0.0085%	0.976	-0.0002%	-2.43%
15	05-Mar-02	1	0.0100%	0.00%	0.0085%	1.168	0.0014%	16.75%
16	05-Mar-02	1	0.0099%	0.00%	0.0085%	1.159	0.0014%	15.93%
17	06-Mar-02	1	0.0112%	0.00%	0.0085%	1.313	0.0027%	31.26%
18	07-Mar-02	1	0.0091%	0.00%	0.0085%	1.068	0.0006%	6.81%
19	07-Mar-02	1	0.0073%	0.00%	0.0085%	0.854	-0.0012%	-14.60%
20	07-Mar-02	1	0.0079%	0.00%	0.0085%	0.924	-0.0006%	-7.58%
21	07-Mar-02	1	0.0089%	0.00%	0.0085%	1.035	0.0003%	3.53%
22	07-Mar-02	1	0.0093%	0.00%	0.0085%	1.086	0.0007%	8.56%
23	08-Mar-02	1	0.0080%	0.00%	0.0085%	0.936	-0.0005%	-6.40%
24	08-Mar-02	1	0.0087%	0.00%	0.0085%	1.023	0.0002%	2.26%
25	08-Mar-02	1	0.0099%	0.00%	0.0085%	1.154	0.0013%	15.36%
26	08-Mar-02	1	0.0094%	0.00%	0.0085%	1.103	0.0009%	10.33%

27	08-Mar-02	1	0.0085%	0.00%	0.0085%	0.998	0.0000%	-0.20%
28	09-Mar-02	1	0.0073%	0.00%	0.0085%	0.859	-0.0012%	-14.12%
29	09-Mar-02	1	0.0094%	0.00%	0.0085%	1.100	0.0009%	9.98%
30	11-Mar-02	1	0.0084%	0.00%	0.0085%	0.986	-0.0001%	-1.37%
31	12-Mar-02	1	0.0089%	0.00%	0.0085%	1.038	0.0003%	3.78%
32	12-Mar-02	1	0.0084%	0.00%	0.0085%	0.980	-0.0002%	-1.95%
33	12-Mar-02	1	0.0083%	0.00%	0.0085%	0.972	-0.0002%	-2.77%
34	12-Mar-02	1	0.0105%	0.00%	0.0085%	1.223	0.0019%	22.27%
35	12-Mar-02	1	0.0093%	0.00%	0.0085%	1.085	0.0007%	8.46%
36	13-Mar-02	1	0.0071%	0.00%	0.0085%	0.831	-0.0014%	-16.92%
37	14-Mar-02	1	0.0091%	0.00%	0.0085%	1.065	0.0006%	6.48%
38	14-Mar-02	1	0.0097%	0.00%	0.0085%	1.136	0.0012%	13.62%
39	15-Mar-02	1	0.0065%	0.00%	0.0085%	0.755	-0.0021%	-24.53%
40	15-Mar-02	1	0.0083%	0.00%	0.0085%	0.969	-0.0003%	-3.11%
41	19-Mar-02	1	0.0083%	0.00%	0.0085%	0.975	-0.0002%	-2.52%
42	20-Mar-02	1	0.0088%	0.00%	0.0085%	1.028	0.0002%	2.75%
43	20-Mar-02	1	0.0097%	0.00%	0.0085%	1.129	0.0011%	12.93%
44	21-Mar-02	1	0.0121%	0.00%	0.0085%	1.410	0.0035%	41.02%
45	26-Mar-02	1	0.0079%	0.00%	0.0085%	0.919	-0.0007%	-8.12%
46	27-Mar-02	1	0.0084%	0.00%	0.0085%	0.985	-0.0001%	-1.45%
47	27-Mar-02	1	0.0099%	0.00%	0.0085%	1.155	0.0013%	15.52%
48	27-Mar-02	1	0.0103%	0.00%	0.0085%	1.209	0.0018%	20.90%
49	27-Mar-02	1	0.0094%	0.00%	0.0085%	1.104	0.0009%	10.37%
50	28-Mar-02	1	0.0080%	0.00%	0.0085%	0.941	-0.0005%	-5.90%
51	28-Mar-02	1	0.0095%	0.00%	0.0085%	1.115	0.0010%	11.54%
52	28-Mar-02	1	0.0106%	0.00%	0.0085%	1.235	0.0020%	23.48%
53	02-Apr-02	1	0.0090%	0.00%	0.0085%	1.050	0.0004%	5.00%
54	02-Apr-02	1	0.0112%	0.00%	0.0085%	1.306	0.0026%	30.63%
55	02-Apr-02	1	0.0083%	0.00%	0.0085%	0.966	-0.0003%	-3.43%
56	02-Apr-02	1	0.0082%	0.00%	0.0085%	0.962	-0.0003%	-3.78%
57	02-Apr-02	1	0.0086%	0.00%	0.0085%	1.001	0.0000%	0.08%
58	02-Apr-02	1	0.0089%	0.00%	0.0085%	1.044	0.0004%	4.41%
59	02-Apr-02	1	0.0107%	0.00%	0.0085%	1.254	0.0022%	25.37%
60	03-Apr-02	1	0.0072%	0.00%	0.0085%	0.838	-0.0014%	-16.19%
61	03-Apr-02	1	0.0101%	0.00%	0.0085%	1.185	0.0016%	18.46%
62	07-Apr-02	1	0.0086%	0.00%	0.0085%	1.003	0.0000%	0.33%
63	13-Apr-02	1	0.0076%	0.00%	0.0085%	0.890	-0.0009%	-11.02%
64	14-Apr-02	1	0.0092%	0.00%	0.0085%	1.072	0.0006%	7.25%
65	14-Apr-02	1	0.0100%	0.00%	0.0085%	1.168	0.0014%	16.85%
66	15-Apr-02	1	0.0075%	0.00%	0.0085%	0.879	-0.0010%	-12.06%
67	18-Apr-02	1	0.0122%	0.00%	0.0085%	1.427	0.0037%	42.74%
68	20-Apr-02	1	0.0066%	0.00%	0.0085%	0.778	-0.0019%	-22.25%
69	23-Apr-02	1	0.0100%	0.00%	0.0085%	1.170	0.0015%	16.99%
70	23-Apr-02	1	0.0100%	0.00%	0.0085%	1.176	0.0015%	17.58%
71	24-Apr-02	1	0.0092%	0.00%	0.0085%	1.074	0.0006%	7.39%
72	25-Apr-02	1	0.0104%	0.00%	0.0085%	1.221	0.0019%	22.15%
73	25-Apr-02	1	0.0090%	0.00%	0.0085%	1.059	0.0005%	5.87%
74	25-Apr-02	1	0.0084%	0.00%	0.0085%	0.985	-0.0001%	-1.51%
75	21-May-02	1	0.0101%	0.00%	0.0085%	1.185	0.0016%	18.47%
76	21-May-02	1	0.0112%	0.00%	0.0085%	1.317	0.0027%	31.71%

77	22-May-02	1	0.0118%	0.00%	0.0085%	1.379	0.0032%	37.92%
78	23-May-02	1	0.0098%	0.00%	0.0085%	1.151	0.0013%	15.08%
79	24-May-02	1	0.0105%	0.00%	0.0085%	1.227	0.0019%	22.70%
80	25-May-02	1	0.0099%	0.00%	0.0085%	1.160	0.0014%	16.02%
81	25-May-02	1	0.0112%	0.00%	0.0085%	1.313	0.0027%	31.26%
82	26-May-02	1	0.0124%	0.00%	0.0085%	1.453	0.0039%	45.32%
83	26-May-02	1	0.0115%	0.00%	0.0085%	1.342	0.0029%	34.18%
84	26-May-02	1	0.0114%	0.00%	0.0085%	1.331	0.0028%	33.13%
85	28-May-02	1	0.0112%	0.00%	0.0085%	1.316	0.0027%	31.61%
86	29-May-02	1	0.0123%	0.00%	0.0085%	1.438	0.0037%	43.81%
87	29-May-02	1	0.0119%	0.00%	0.0085%	1.395	0.0034%	39.47%
88	30-May-02	1	0.0106%	0.00%	0.0085%	1.242	0.0021%	24.24%
89	30-May-02	1	0.0119%	0.00%	0.0085%	1.391	0.0033%	39.12%
90	31-May-02	1	0.0103%	0.00%	0.0085%	1.201	0.0017%	20.14%
91	01-Jun-02	1	0.0105%	0.00%	0.0085%	1.233	0.0020%	23.30%
92	01-Jun-02	1	0.0103%	0.00%	0.0085%	1.204	0.0017%	20.37%
93	02-Jun-02	1	0.0125%	0.00%	0.0085%	1.463	0.0039%	46.27%
94	02-Jun-02	1	0.0127%	0.00%	0.0085%	1.487	0.0042%	48.73%
95	02-Jun-02	1	0.0120%	0.00%	0.0085%	1.403	0.0034%	40.30%
96	04-Jun-02	1	0.0126%	0.00%	0.0085%	1.476	0.0041%	47.58%
97	07-Jun-02	1	0.0138%	0.00%	0.0085%	1.615	0.0052%	61.53%
98	08-Jun-02	1	0.0114%	0.00%	0.0085%	1.336	0.0029%	33.63%
99	09-Jun-02	1	0.0137%	0.00%	0.0085%	1.606	0.0052%	60.61%
100	14-Jun-02	1	0.0114%	0.00%	0.0085%	1.333	0.0028%	33.31%
101	16-Jun-02	1	0.0115%	0.00%	0.0085%	1.350	0.0030%	34.95%
102	16-Jun-02	1	0.0125%	0.00%	0.0085%	1.461	0.0039%	46.09%
103	17-Jun-02	1	0.0116%	0.00%	0.0085%	1.359	0.0031%	35.89%
104	18-Jun-02	1	0.0130%	0.00%	0.0085%	1.522	0.0045%	52.19%
105	29-Jun-02	1	0.0119%	0.00%	0.0085%	1.394	0.0034%	39.44%
106	01-Jul-02	1	0.0126%	0.00%	0.0085%	1.481	0.0041%	48.14%
107	02-Jul-02	1	0.0124%	0.00%	0.0085%	1.458	0.0039%	45.79%
108	02-Jul-02	1	0.0114%	0.00%	0.0085%	1.331	0.0028%	33.12%
109	02-Jul-02	1	0.0124%	0.00%	0.0085%	1.458	0.0039%	45.79%
110	02-Jul-02	1	0.0109%	0.00%	0.0085%	1.283	0.0024%	28.31%
111	02-Jul-02	1	0.0122%	0.00%	0.0085%	1.426	0.0036%	42.62%
112	02-Jul-02	1	0.0123%	0.00%	0.0085%	1.440	0.0038%	44.03%
113	02-Jul-02	1	0.0134%	0.00%	0.0085%	1.570	0.0049%	57.05%
114	02-Jul-02	1	0.0117%	0.00%	0.0085%	1.376	0.0032%	37.58%
115	02-Jul-02	1	0.0105%	0.00%	0.0085%	1.236	0.0020%	23.62%
116	02-Jul-02	1	0.0115%	0.00%	0.0085%	1.346	0.0030%	34.65%
117	03-Jul-02	1	0.0129%	0.00%	0.0085%	1.513	0.0044%	51.30%
118	06-Jul-02	1	0.0107%	0.00%	0.0085%	1.257	0.0022%	25.75%
119	06-Jul-02	1	0.0096%	0.00%	0.0085%	1.127	0.0011%	12.73%
120	07-Jul-02	1	0.0135%	0.00%	0.0085%	1.579	0.0049%	57.89%
121	08-Jul-02	1	0.0116%	0.00%	0.0085%	1.358	0.0031%	35.84%
122	09-Jul-02	1	0.0107%	0.00%	0.0085%	1.257	0.0022%	25.75%
123	09-Jul-02	1	0.0102%	0.00%	0.0085%	1.195	0.0017%	19.53%
124	19-Jul-02	1	0.0117%	0.00%	0.0085%	1.369	0.0031%	36.92%
125	20-Jul-02	1	0.0130%	0.00%	0.0085%	1.522	0.0044%	52.18%
126	20-Jul-02	1	0.0107%	0.00%	0.0085%	1.259	0.0022%	25.89%

127	21-Jul-02	1	0.0107%	0.00%	0.0085%	1.250	0.0021%	24.96%
128	22-Jul-02	1	0.0114%	0.00%	0.0085%	1.341	0.0029%	34.11%
129	25-Jul-02	1	0.0084%	0.00%	0.0085%	0.989	-0.0001%	-1.08%
130	25-Jul-02	1	0.0098%	0.00%	0.0085%	1.149	0.0013%	14.88%
131	25-Jul-02	1	0.0111%	0.00%	0.0085%	1.297	0.0025%	29.66%
132	25-Jul-02	1	0.0109%	0.00%	0.0085%	1.283	0.0024%	28.26%
133	25-Jul-02	1	0.0113%	0.00%	0.0085%	1.325	0.0028%	32.48%
134	29-Jul-02	1	0.0100%	0.00%	0.0085%	1.178	0.0015%	17.83%
135	30-Jul-02	1	0.0106%	0.00%	0.0085%	1.244	0.0021%	24.40%
136	30-Jul-02	1	0.0085%	0.00%	0.0085%	0.995	0.0000%	-0.48%
137	30-Jul-02	1	0.0101%	0.00%	0.0085%	1.185	0.0016%	18.53%
138	30-Jul-02	1	0.0105%	0.00%	0.0085%	1.229	0.0019%	22.87%
139	31-Jul-02	1	0.0101%	0.00%	0.0085%	1.185	0.0016%	18.53%
140	31-Jul-02	1	0.0116%	0.00%	0.0085%	1.361	0.0031%	36.13%
141	01-Aug-02	1	0.0111%	0.00%	0.0085%	1.299	0.0025%	29.91%
142	05-Aug-02	1	0.0096%	0.00%	0.0085%	1.129	0.0011%	12.91%
143	07-Aug-02	1	0.0118%	0.00%	0.0085%	1.381	0.0033%	38.15%
144	08-Aug-02	1	0.0114%	0.00%	0.0085%	1.333	0.0028%	33.35%
145	09-Aug-02	1	0.0091%	0.00%	0.0085%	1.066	0.0006%	6.59%
146	12-Aug-02	1	0.0101%	0.00%	0.0085%	1.189	0.0016%	18.91%
147	12-Aug-02	1	0.0098%	0.00%	0.0085%	1.148	0.0013%	14.80%
148	04-Sep-02	1	0.0108%	0.00%	0.0085%	1.265	0.0023%	26.48%
149	05-Sep-02	1	0.0092%	0.00%	0.0085%	1.082	0.0007%	8.17%
150	06-Sep-02	1	0.0087%	0.00%	0.0085%	1.018	0.0002%	1.83%
151	07-Sep-02	1	0.0094%	0.00%	0.0085%	1.103	0.0009%	10.29%
152	08-Sep-02	1	0.0083%	0.00%	0.0085%	0.978	-0.0002%	-2.16%
153	08-Sep-02	1	0.0086%	0.00%	0.0085%	1.007	0.0001%	0.66%
154	08-Sep-02	1	0.0092%	0.00%	0.0085%	1.075	0.0006%	7.47%
155	09-Sep-02	1	0.0103%	0.00%	0.0085%	1.213	0.0018%	21.33%
156	11-Sep-02	1	0.0079%	0.00%	0.0085%	0.927	-0.0006%	-7.32%
157	13-Sep-02	1	0.0113%	0.00%	0.0085%	1.332	0.0028%	33.21%
158	14-Sep-02	1	0.0106%	0.00%	0.0085%	1.246	0.0021%	24.63%
159	15-Sep-02	1	0.0097%	0.00%	0.0085%	1.139	0.0012%	13.94%
160	16-Sep-02	1	0.0093%	0.00%	0.0085%	1.087	0.0007%	8.67%
161	18-Sep-02	1	0.0100%	0.00%	0.0085%	1.178	0.0015%	17.83%
162	18-Sep-02	1	0.0091%	0.00%	0.0085%	1.063	0.0005%	6.32%
163	19-Sep-02	1	0.0114%	0.00%	0.0085%	1.343	0.0029%	34.28%
164	21-Sep-02	1	0.0100%	0.00%	0.0085%	1.169	0.0014%	16.91%
165	22-Sep-02	1	0.0103%	0.00%	0.0085%	1.207	0.0018%	20.67%
166	24-Sep-02	1	0.0115%	0.00%	0.0085%	1.350	0.0030%	35.00%
167	01-Oct-02	1	0.0091%	0.00%	0.0085%	1.069	0.0006%	6.93%
168	03-Oct-02	1	0.0102%	0.00%	0.0085%	1.200	0.0017%	19.99%
169	31-Oct-02	1	0.0088%	0.00%	0.0085%	1.037	0.0003%	3.72%
170	31-Oct-02	1	0.0085%	0.00%	0.0085%	0.998	0.0000%	-0.16%
171	04-Nov-02	1	0.0081%	0.00%	0.0085%	0.948	-0.0004%	-5.21%
172	04-Nov-02	1	0.0093%	0.00%	0.0085%	1.095	0.0008%	9.49%
173	05-Nov-02	1	0.0089%	0.00%	0.0085%	1.043	0.0004%	4.32%
174	06-Nov-02	1	0.0111%	0.00%	0.0085%	1.302	0.0026%	30.19%
175	06-Nov-02	1	0.0074%	0.00%	0.0085%	0.871	-0.0011%	-12.85%
176	14-Nov-02	1	0.0071%	0.00%	0.0085%	0.837	-0.0014%	-16.25%

177	21-Nov-02	1	0.0072%	0.00%	0.0085%	0.851	-0.0013%	-14.94%
178	21-Nov-02	1	0.0072%	0.00%	0.0085%	0.845	-0.0013%	-15.53%
179	22-Nov-02	1	0.0074%	0.00%	0.0085%	0.868	-0.0011%	-13.18%
180	22-Nov-02	1	0.0072%	0.00%	0.0085%	0.845	-0.0013%	-15.53%
181	22-Nov-02	1	0.0076%	0.00%	0.0085%	0.899	-0.0009%	-10.12%
182	23-Nov-02	1	0.0085%	0.00%	0.0085%	1.001	0.0000%	0.12%
183	23-Nov-02	1	0.0077%	0.00%	0.0085%	0.902	-0.0008%	-9.76%
184	23-Nov-02	1	0.0078%	0.00%	0.0085%	0.918	-0.0007%	-8.24%
185	24-Nov-02	1	0.0077%	0.00%	0.0085%	0.902	-0.0008%	-9.76%
186	24-Nov-02	1	0.0073%	0.00%	0.0085%	0.856	-0.0012%	-14.35%
187	24-Nov-02	1	0.0084%	0.00%	0.0085%	0.988	-0.0001%	-1.18%
188	25-Nov-02	1	0.0072%	0.00%	0.0085%	0.841	-0.0014%	-15.88%
189	26-Nov-02	1	0.0085%	0.00%	0.0085%	1.005	0.0000%	0.48%
190	26-Nov-02	1	0.0074%	0.00%	0.0085%	0.874	-0.0011%	-12.58%
191	27-Nov-02	1	0.0082%	0.00%	0.0085%	0.965	-0.0003%	-3.52%
192	27-Nov-02	1	0.0068%	0.00%	0.0085%	0.800	-0.0017%	-19.99%
193	27-Nov-02	1	0.0079%	0.00%	0.0085%	0.933	-0.0006%	-6.69%
194	27-Nov-02	1	0.0089%	0.00%	0.0085%	1.051	0.0004%	5.07%
195	28-Nov-02	1	0.0081%	0.00%	0.0085%	0.947	-0.0004%	-5.28%
196	28-Nov-02	1	0.0078%	0.00%	0.0085%	0.921	-0.0007%	-7.87%
197	28-Nov-02	1	0.0074%	0.00%	0.0085%	0.868	-0.0011%	-13.17%
198	28-Nov-02	1	0.0078%	0.00%	0.0085%	0.913	-0.0007%	-8.70%
199	29-Nov-02	1	0.0087%	0.00%	0.0085%	1.024	0.0002%	2.36%
200	29-Nov-02	1	0.0069%	0.00%	0.0085%	0.806	-0.0016%	-19.40%
201	30-Nov-02	1	0.0061%	0.00%	0.0085%	0.721	-0.0024%	-27.87%
202	01-Dec-02	1	0.0081%	0.00%	0.0085%	0.955	-0.0004%	-4.46%
203	01-Dec-02	1	0.0087%	0.00%	0.0085%	1.022	0.0002%	2.25%
204	02-Dec-02	1	0.0094%	0.00%	0.0085%	1.111	0.0009%	11.08%
205	03-Dec-02	1	0.0087%	0.00%	0.0085%	1.023	0.0002%	2.26%
206	04-Dec-02	1	0.0077%	0.00%	0.0085%	0.900	-0.0008%	-9.98%
207	05-Dec-02	1	0.0070%	0.00%	0.0085%	0.820	-0.0015%	-17.98%
208	05-Dec-02	1	0.0088%	0.00%	0.0085%	1.032	0.0003%	3.20%
209	06-Dec-02	1	0.0085%	0.00%	0.0085%	0.998	0.0000%	-0.21%
210	07-Dec-02	1	0.0099%	0.00%	0.0085%	1.166	0.0014%	16.63%
211	07-Dec-02	1	0.0080%	0.00%	0.0085%	0.937	-0.0005%	-6.32%
212	07-Dec-02	1	0.0079%	0.00%	0.0085%	0.930	-0.0006%	-7.03%
213	08-Dec-02	1	0.0087%	0.00%	0.0085%	1.018	0.0002%	1.80%
214	08-Dec-02	1	0.0094%	0.00%	0.0085%	1.100	0.0009%	10.04%
215	08-Dec-02	1	0.0089%	0.00%	0.0085%	1.050	0.0004%	4.98%
216	09-Dec-02	1	0.0089%	0.00%	0.0085%	1.052	0.0004%	5.21%
217	10-Dec-02	1	0.0081%	0.00%	0.0085%	0.950	-0.0004%	-5.03%
218	11-Dec-02	1	0.0097%	0.00%	0.0085%	1.136	0.0012%	13.57%
219	11-Dec-02	1	0.0076%	0.00%	0.0085%	0.889	-0.0009%	-11.15%
220	12-Dec-02	1	0.0080%	0.00%	0.0085%	0.942	-0.0005%	-5.85%
221	12-Dec-02	1	0.0067%	0.00%	0.0085%	0.783	-0.0018%	-21.74%
222	13-Dec-02	1	0.0081%	0.00%	0.0085%	0.958	-0.0004%	-4.19%
223	13-Dec-02	1	0.0087%	0.00%	0.0085%	1.028	0.0002%	2.75%
224	13-Dec-02	1	0.0074%	0.00%	0.0085%	0.875	-0.0011%	-12.55%
225	14-Dec-02	1	0.0087%	0.00%	0.0085%	1.026	0.0002%	2.64%
226	14-Dec-02	1	0.0087%	0.00%	0.0085%	1.018	0.0002%	1.81%

227	15-Dec-02	1	0.0087%	0.00%	0.0085%	1.025	0.0002%	2.52%
228	16-Dec-02	1	0.0086%	0.00%	0.0085%	1.013	0.0001%	1.34%
229	16-Dec-02	1	0.0091%	0.00%	0.0085%	1.071	0.0006%	7.11%
230	17-Dec-02	1	0.0089%	0.00%	0.0085%	1.042	0.0004%	4.17%
231	17-Dec-02	1	0.0084%	0.00%	0.0085%	0.992	-0.0001%	-0.78%
232	17-Dec-02	1	0.0078%	0.00%	0.0085%	0.923	-0.0007%	-7.72%
233	17-Dec-02	1	0.0086%	0.00%	0.0085%	1.016	0.0001%	1.58%
234	18-Dec-02	1	0.0085%	0.00%	0.0085%	0.997	0.0000%	-0.29%
235	18-Dec-02	1	0.0086%	0.00%	0.0085%	1.010	0.0001%	1.00%
236	19-Dec-02	1	0.0090%	0.00%	0.0085%	1.054	0.0005%	5.36%
237	19-Dec-02	1	0.0097%	0.00%	0.0085%	1.145	0.0012%	14.54%
238	20-Dec-02	1	0.0094%	0.00%	0.0085%	1.110	0.0009%	11.01%
239	21-Dec-02	1	0.0097%	0.00%	0.0085%	1.136	0.0012%	13.60%
240	21-Dec-02	1	0.0091%	0.00%	0.0085%	1.076	0.0006%	7.59%
241	22-Dec-02	1	0.0098%	0.00%	0.0085%	1.156	0.0013%	15.60%
242	22-Dec-02	1	0.0089%	0.00%	0.0085%	1.050	0.0004%	5.00%
243	23-Dec-02	1	0.0091%	0.00%	0.0085%	1.072	0.0006%	7.24%
244	23-Dec-02	1	0.0101%	0.00%	0.0085%	1.192	0.0016%	19.25%
245	24-Dec-02	1	0.0088%	0.00%	0.0085%	1.031	0.0003%	3.13%
246	24-Dec-02	1	0.0078%	0.00%	0.0085%	0.917	-0.0007%	-8.29%
247	24-Dec-02	1	0.0092%	0.00%	0.0085%	1.078	0.0007%	7.84%
248	25-Dec-02	1	0.0084%	0.00%	0.0085%	0.983	-0.0001%	-1.70%
249	26-Dec-02	1	0.0077%	0.00%	0.0085%	0.904	-0.0008%	-9.58%
250	28-Dec-02	1	0.0087%	0.00%	0.0085%	1.029	0.0002%	2.90%
251	29-Dec-02	1	0.0086%	0.00%	0.0085%	1.009	0.0001%	0.91%
252	29-Dec-02	1	0.0100%	0.00%	0.0085%	1.180	0.0015%	17.98%
253	29-Dec-02	1	0.0104%	0.00%	0.0085%	1.220	0.0019%	21.98%
254	30-Dec-02	1	0.0083%	0.00%	0.0085%	0.978	-0.0002%	-2.15%
255	30-Dec-02	1	0.0091%	0.00%	0.0085%	1.069	0.0006%	6.91%
256	31-Dec-02	1	0.0101%	0.00%	0.0085%	1.189	0.0016%	18.92%
257	31-Dec-02	1	0.0084%	0.00%	0.0085%	0.987	-0.0001%	-1.33%

Statistical outliers are in **bold**,
and are not included in graphs
and tables.

RESULTS OF ANALYSIS OF 239-Pu DATA

1st QUARTER 2002 Calex 1

	HANFORD	LLNL	LANL	RFAL	SRS
Mean error (weight %)	-0.0479%	0.0155%	-0.1510%	-0.1262%	-0.0836%
Standard Deviation (weight %)	0.0341%	0.0238%	0.1418%	0.1034%	0.1819%
Uncertainty in the Mean (weight %)	0.0051%	0.0056%	0.0310%	0.0422%	0.0252%
Mean Error (%)	-0.05%	0.02%	-0.16%	-0.13%	-0.09%
Standard Deviation (%)	0.04%	0.03%	0.15%	0.11%	0.19%
Uncertainty in the Mean (%)	0.01%	0.01%	0.03%	0.04%	0.03%
Number of Data Points	45	18	21	6	52

Difference from Last Quarter in:

Mean error (weight %)	-0.0030%	-0.0033%	-0.0356%	-0.0865%	0.1225%
Standard Deviation (weight %)	0.0099%	0.0001%	0.0170%	-0.0520%	-0.1836%
Uncertainty in the Mean (weight %)	0.0015%	0.0000%	-0.0003%	-0.0273%	-0.0270%
Mean Error (%)	0.00%	0.00%	-0.04%	-0.09%	0.13%
Standard Deviation (%)	0.01%	0.00%	0.02%	-0.06%	-0.20%
Uncertainty in the Mean (%)	0.00%	0.00%	0.00%	-0.03%	-0.03%
Number of Data Points	-1	0	5	1	3

RESULTS OF ANALYSIS OF 239-Pu DATA

2nd QUARTER 2002 Calex 1

	HANFORD	LLNL	LANL	RFAL	SRS
Mean error (weight %)	-0.0389%	0.0099%	-0.1324%	0.0212%	0.0004%
Standard Deviation (weight %)	0.0276%	0.0217%	0.1158%	0.2035%	0.1663%
Uncertainty in the Mean (weight %)	0.0043%	0.0040%	0.0259%	0.0910%	0.0228%
Mean Error (%)	-0.04%	0.01%	-0.14%	0.02%	0.00%
Standard Deviation (%)	0.03%	0.02%	0.12%	0.22%	0.18%
Uncertainty in the Mean (%)	0.00%	0.00%	0.03%	0.10%	0.02%
Number of Data Points	42	30	20	5	53

Difference from Last Quarter in:

Mean error (weight %)	0.0090%	-0.0056%	0.0185%	0.1474%	0.0840%
Standard Deviation (weight %)	-0.0065%	-0.0021%	-0.0260%	0.1001%	-0.0156%
Uncertainty in the Mean (weight %)	-0.0008%	-0.0017%	-0.0051%	0.0488%	-0.0024%
Mean Error (%)	0.01%	-0.01%	0.02%	0.16%	0.09%
Standard Deviation (%)	-0.01%	0.00%	-0.03%	0.11%	-0.02%
Uncertainty in the Mean (%)	0.00%	0.00%	-0.01%	0.05%	0.00%
Number of Data Points	-3	12	-1	-1	1

RESULTS OF ANALYSIS OF 239-Pu DATA
 3rd QUARTER 2002 Calex 1

	HANFORD	LLNL	LANL	RFAL	SRS
Mean error (weight %)	-0.0515%	0.0178%	-0.0887%	0.1281%	0.0266%
Standard Deviation (weight %)	0.0341%	0.0196%	0.1423%	0.2203%	0.1623%
Uncertainty in the Mean (weight %)	0.0053%	0.0033%	0.0311%	0.0664%	0.0208%
Mean Error (%)	-0.05%	0.02%	-0.09%	0.14%	0.03%
Standard Deviation (%)	0.04%	0.02%	0.15%	0.23%	0.17%
Uncertainty in the Mean (%)	0.01%	0.00%	0.03%	0.07%	0.02%
Number of Data Points	42	35	21	11	61

Difference from Last Quarter in:

Mean error (weight %)	-0.0126%	0.0079%	0.0438%	0.1069%	0.0262%
Standard Deviation (weight %)	0.0065%	-0.0021%	0.0265%	0.0168%	-0.0040%
Uncertainty in the Mean (weight %)	0.0010%	-0.0006%	0.0052%	-0.0246%	-0.0021%
Mean Error (%)	-0.01%	0.01%	0.05%	0.11%	0.03%
Standard Deviation (%)	0.01%	0.00%	0.03%	0.02%	0.00%
Uncertainty in the Mean (%)	0.00%	0.00%	0.01%	-0.03%	0.00%
Number of Data Points	0	5	1	6	8

RESULTS OF ANALYSIS OF 239-Pu DATA
 4th QUARTER 2002 Calex 1

	HANFORD	LLNL	LANL	RFAL	SRS
Mean error (weight %)	-0.0464%	0.0108%	-0.0194%	0.0488%	-0.0515%
Standard Deviation (weight %)	0.0333%	0.0245%	0.1053%	0.3255%	0.1042%
Uncertainty in the Mean (weight %)	0.0053%	0.0055%	0.0263%	0.0814%	0.0109%
Mean Error (%)	-0.05%	0.01%	-0.02%	0.05%	-0.05%
Standard Deviation (%)	0.04%	0.03%	0.11%	0.35%	0.11%
Uncertainty in the Mean (%)	0.01%	0.01%	0.03%	0.09%	0.01%
Number of Data Points	40	20	16	16	91

Difference from Last Quarter in:

Mean error (weight %)	0.0051%	-0.0071%	0.0693%	-0.0793%	-0.0780%
Standard Deviation (weight %)	-0.0008%	0.0049%	-0.0370%	0.1052%	-0.0582%
Uncertainty in the Mean (weight %)	0.0000%	0.0022%	-0.0047%	0.0149%	-0.0099%
Mean Error (%)	0.01%	-0.01%	0.07%	-0.08%	-0.08%
Standard Deviation (%)	0.00%	0.01%	-0.04%	0.11%	-0.06%
Uncertainty in the Mean (%)	0.00%	0.00%	-0.01%	0.02%	-0.01%
Number of Data Points	-2	-15	-5	5	30

RESULTS OF ANALYSIS OF 239-Pu DATA
 2nd QUARTER 2002 Calex 2

	HANFORD	LLNL	LANL	RFAL	SRS
Mean error (weight %)	****	-0.0637%	****	****	****
Standard Deviation (weight %)	****	0.0536%	****	****	****
Uncertainty in the Mean (weight %)	****	0.0313%	****	****	****
Mean Error (%)	****	-0.07%	****	****	****
Standard Deviation (%)	****	0.06%	****	****	****
Uncertainty in the Mean (%)	****	0.04%	****	****	****
Number of Data Points	****	2	****	****	****

Difference from Last Quarter in:

Mean error (weight %)	****	****	****	****	****
Standard Deviation (weight %)	****	****	****	****	****
Uncertainty in the Mean (weight %)	****	****	****	****	****
Mean Error (%)	****	****	****	****	****
Standard Deviation (%)	****	****	****	****	****
Uncertainty in the Mean (%)	****	****	****	****	****
Number of Data Points	0	2	0	0	0

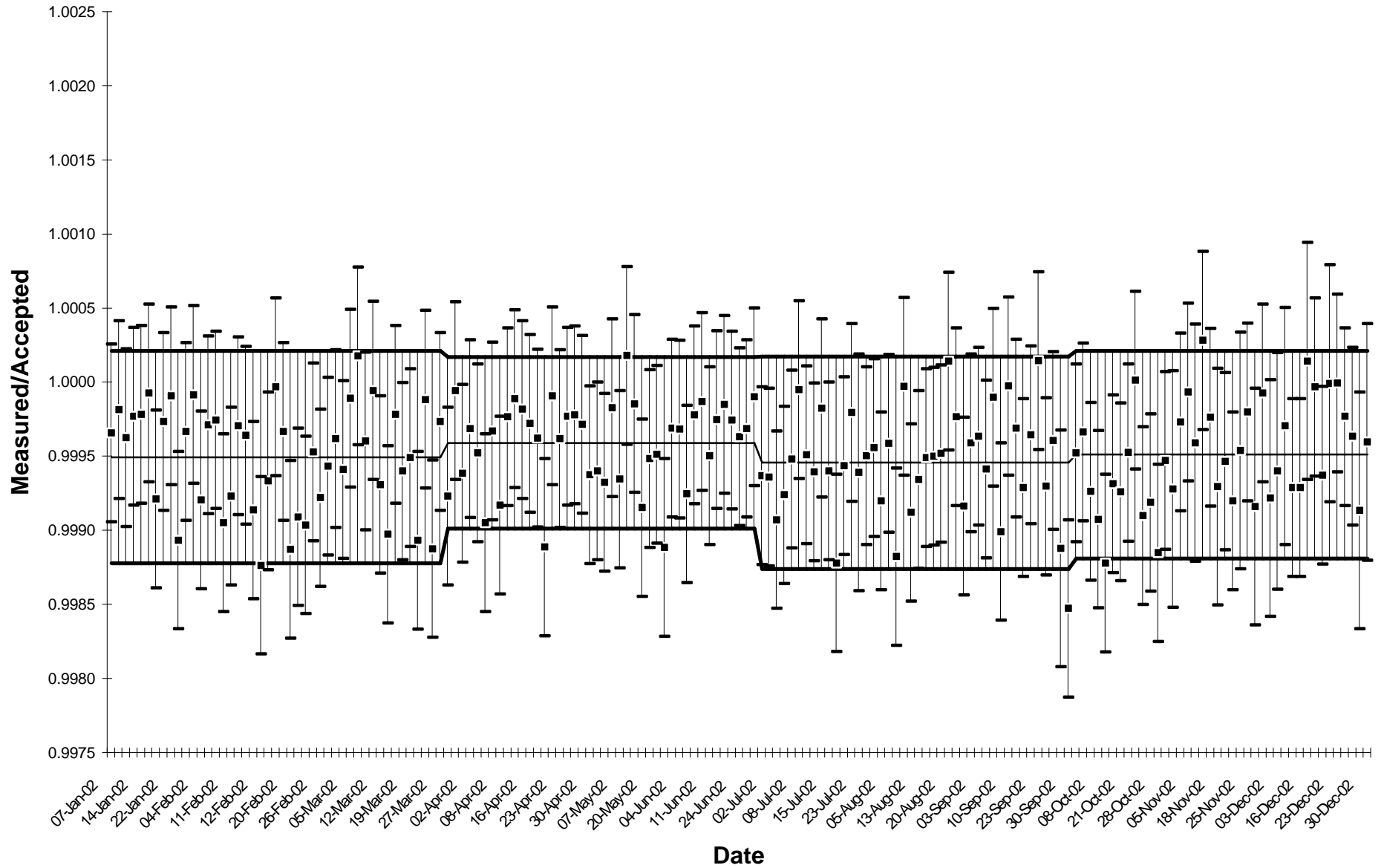
RESULTS OF ANALYSIS OF 239-Pu DATA
 3rd QUARTER 2002 Calex 2

	HANFORD	LLNL	LANL	RFAL	SRS
Mean error (weight %)	****	-0.0184%	****	****	****
Standard Deviation (weight %)	****	0.0344%	****	****	****
Uncertainty in the Mean (weight %)	****	0.0307%	****	****	****
Mean Error (%)	****	-0.02%	****	****	****
Standard Deviation (%)	****	0.04%	****	****	****
Uncertainty in the Mean (%)	****	0.04%	****	****	****
Number of Data Points	****	2	****	****	****

Difference from Last Quarter in:

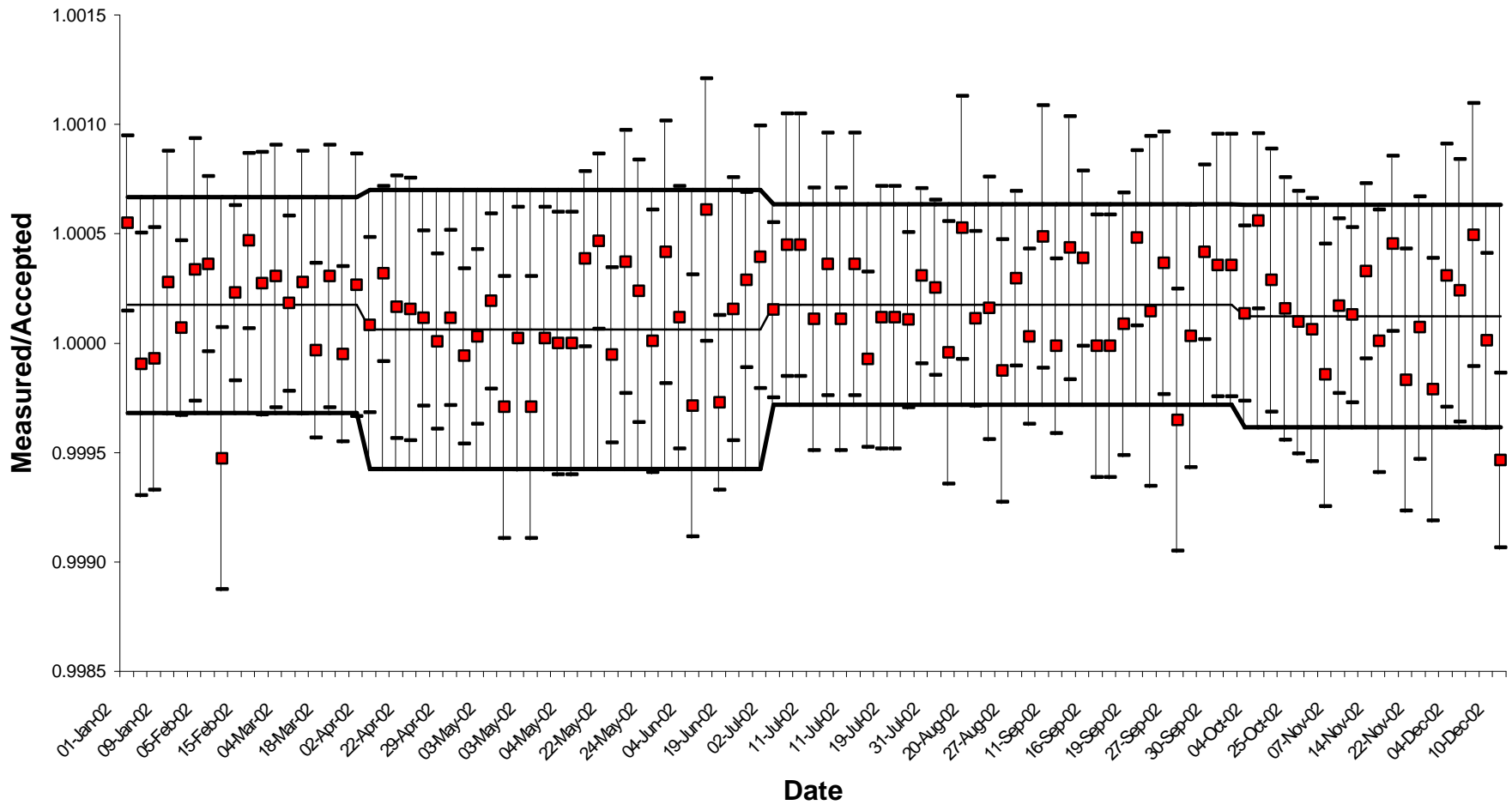
Mean error (weight %)	****	0.0453%	****	****	****
Standard Deviation (weight %)	****	-0.0192%	****	****	****
Uncertainty in the Mean (weight %)	****	-0.0006%	****	****	****
Mean Error (%)	****	0.05%	****	****	****
Standard Deviation (%)	****	-0.02%	****	****	****
Uncertainty in the Mean (%)	****	0.00%	****	****	****
Number of Data Points	0	0	0	0	0

HANFORD
²³⁹Pu
1st Quarter 2002 - 4th Quarter 2002



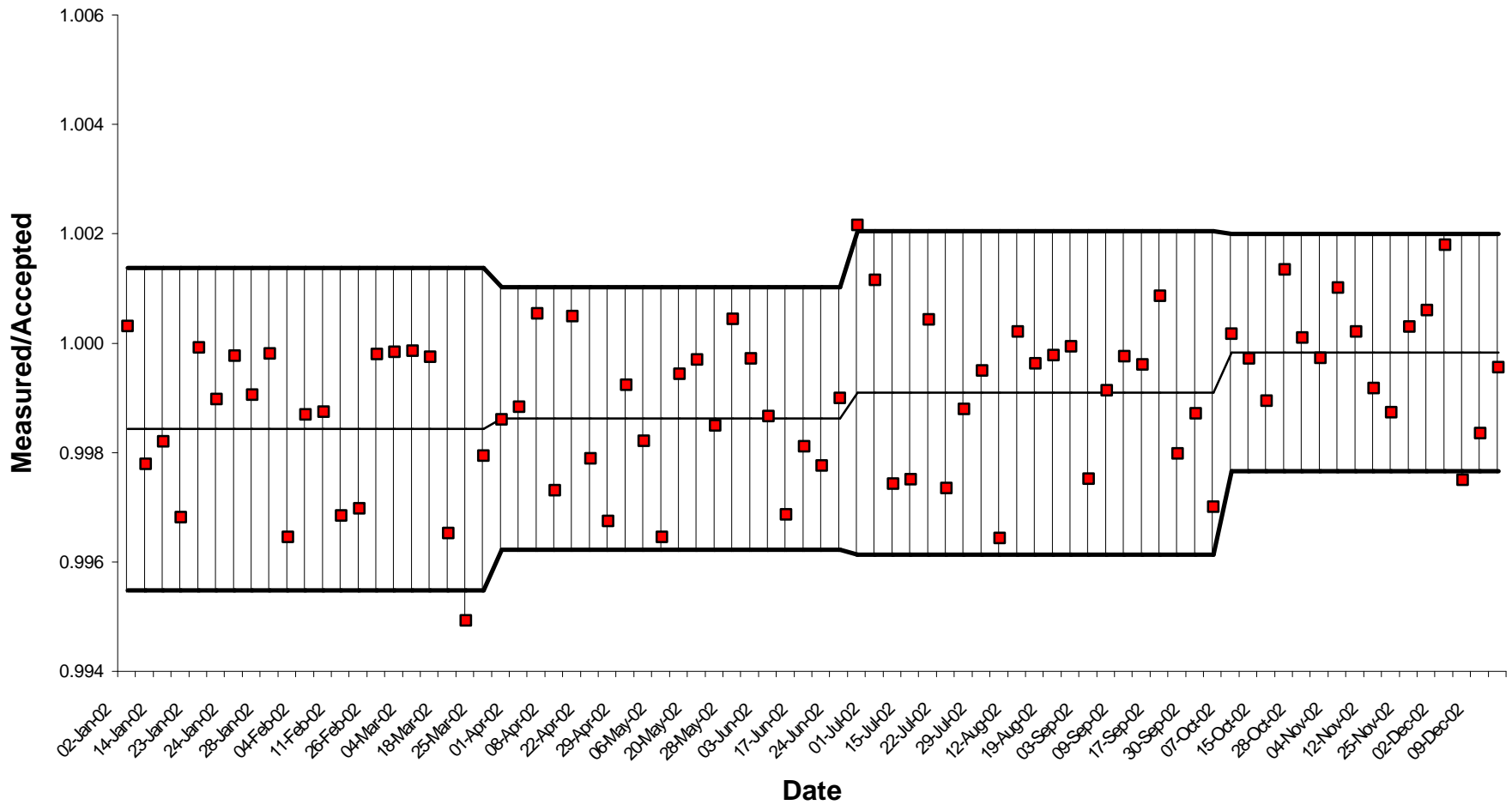
All standard deviation and uncertainty limits are at two sigma.

LAWRENCE LIVERMORE
239-Pu, Calex 1
1st Quarter 2002 - 4th Quarter 2002



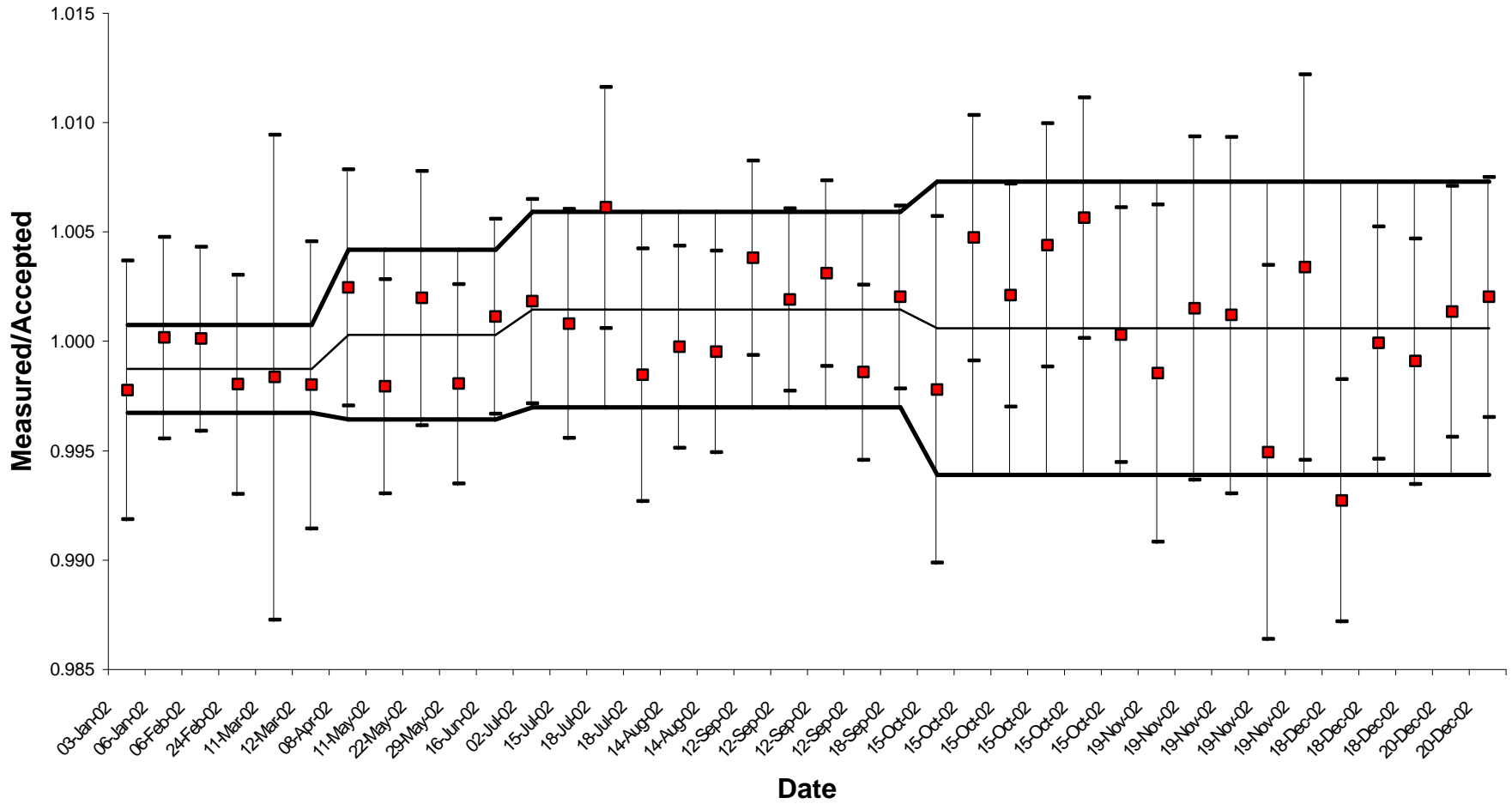
All standard deviation and uncertainty limits are at two sigma.

LOS ALAMOS
239-Pu
1st Quarter 2002 - 4th Quarter 2002



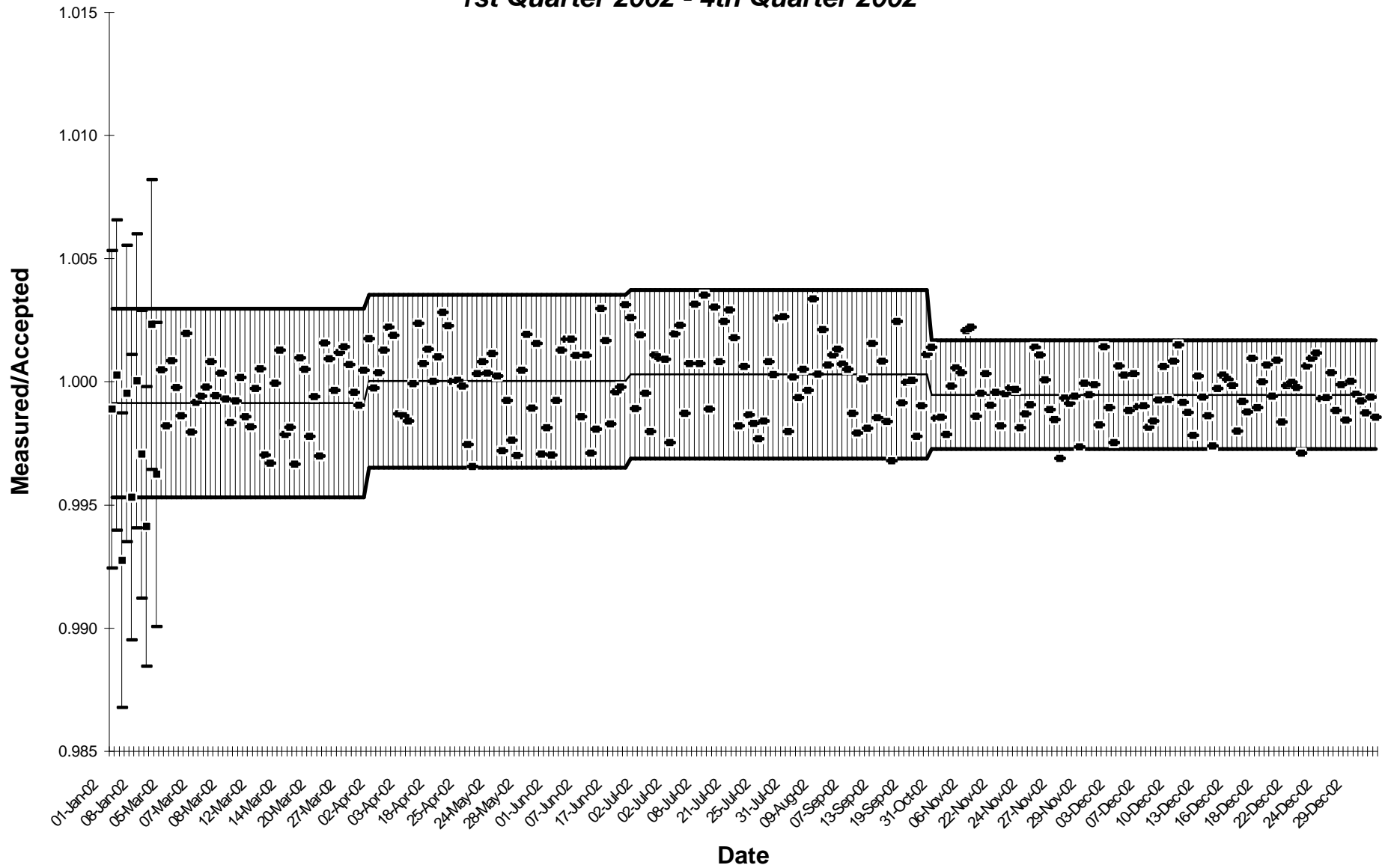
All standard deviation and uncertainty limits are at two sigma.

ROCKY FLATS - ANALYTICAL LAB
239-Pu
1st Quarter 2002 - 4th Quarter 2002



All standard deviation and uncertainty limits are at two sigma.

SAVANNAH RIVER
239-Pu
1st Quarter 2002 - 4th Quarter 2002



All standard deviation and uncertainty limits are at two sigma.

RESULTS OF ANALYSIS OF 239-Pu DATA
2002 Calex 1

	HANFORD	LLNL	LANL	RFAL	SRS
Mean error (weight %)	-0.0462%	0.0138%	-0.1024%	0.0405%	-0.2874%
Standard Deviation (weight %)	0.0325%	0.0219%	0.1353%	0.2624%	1.5460%
Uncertainty in the Mean (weight %)	0.0025%	0.0022%	0.0153%	0.0426%	0.0964%
Mean Error (%)	-0.05%	0.01%	-0.11%	0.04%	-0.03%
Standard Deviation (%)	0.03%	0.02%	0.14%	0.28%	0.16%
Uncertainty in the Mean (%)	0.00%	0.00%	0.02%	0.05%	0.01%
Number of Data Points	169	103	78	38	257
Number of Outliers	0	0	0	0	0

Difference from Last Year in:

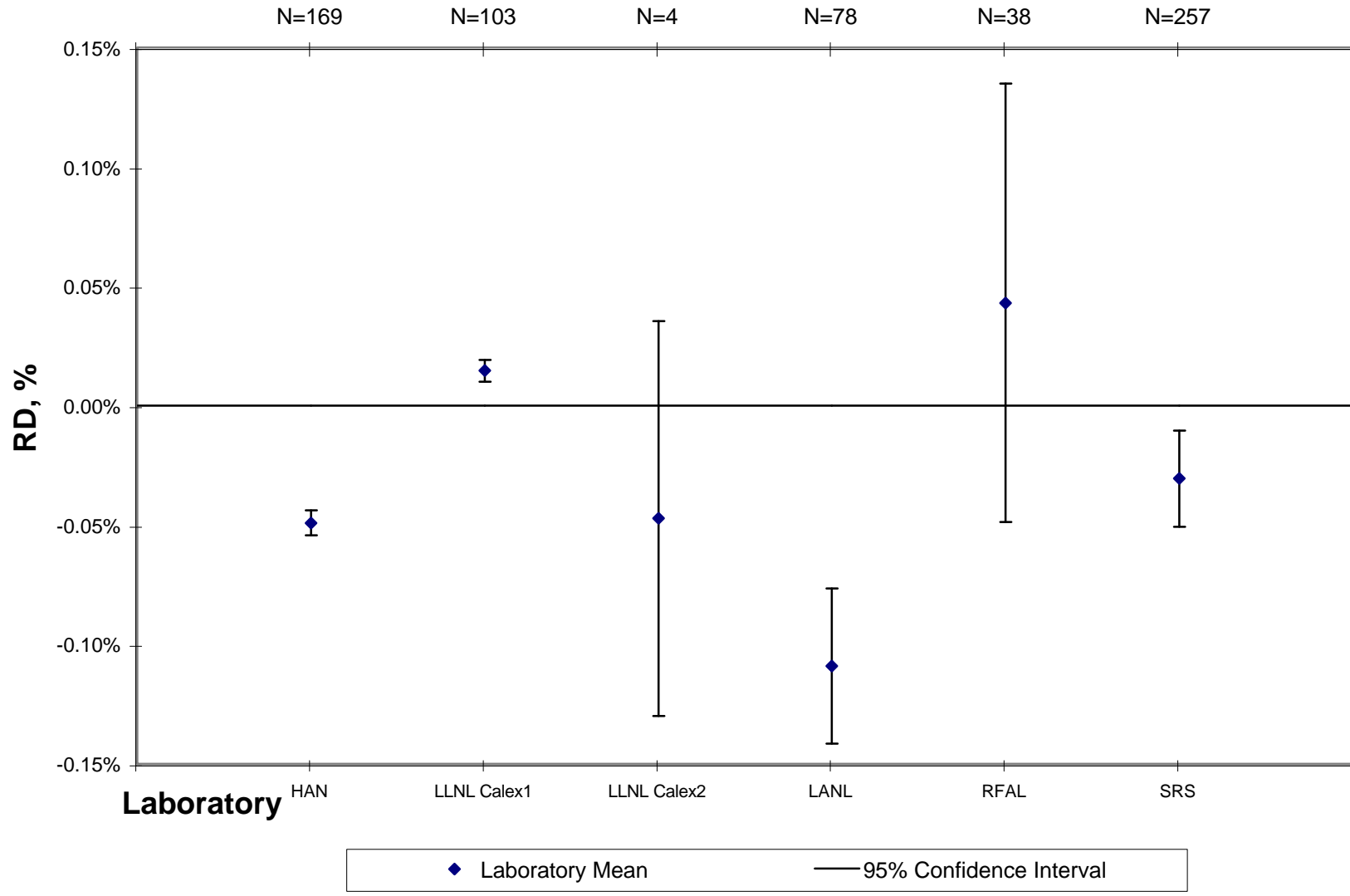
Mean error (weight %)	0.0004%	-0.0012%	0.0053%	0.0147%	1.6772%
Standard Deviation (weight %)	0.0059%	0.0005%	0.0168%	0.0859%	-1.4596%
Uncertainty in the Mean (weight %)	0.0006%	-0.0006%	0.0012%	0.0049%	-0.1642%
Mean Error (%)	0.00%	0.00%	0.01%	0.02%	0.18%
Standard Deviation (%)	0.01%	0.00%	0.02%	0.09%	-0.16%
Uncertainty in the Mean (%)	0.00%	0.00%	0.00%	0.01%	-0.02%
Number of Data Points	-27	41	8	16	124
Number of Outliers	-1	-2	0	0	-1

RESULTS OF ANALYSIS OF 239-Pu DATA
2002 Calex 2

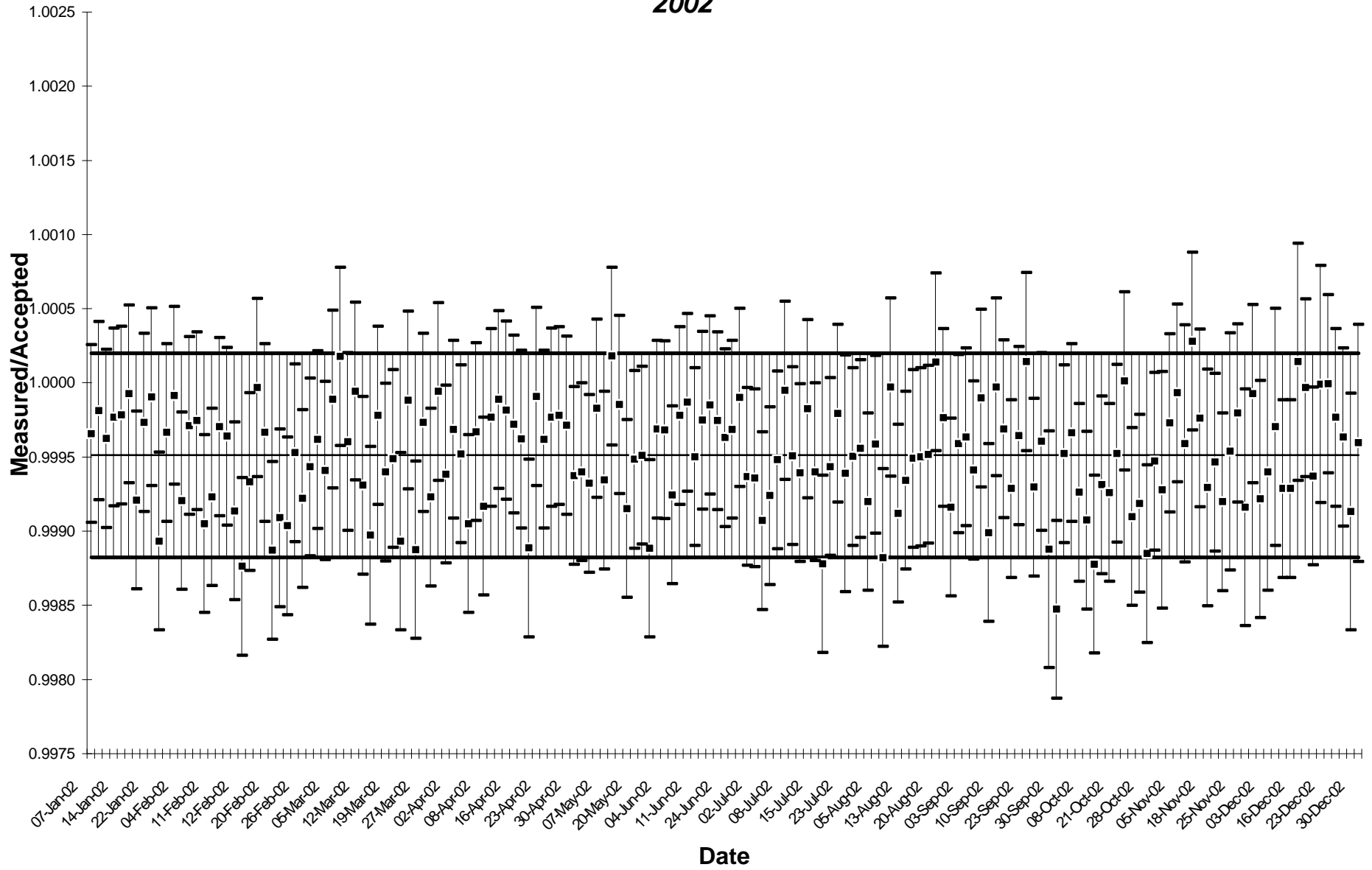
	HANFORD	LLNL	LANL	RFAL	SRS
Mean error (weight %)	****	-0.0410%	****	****	****
Standard Deviation (weight %)	****	0.0451%	****	****	****
Uncertainty in the Mean (weight %)	****	0.0226%	****	****	****
Mean Error (%)	****	-0.05%	****	****	****
Standard Deviation (%)	****	0.05%	****	****	****
Uncertainty in the Mean (%)	****	0.03%	****	****	****
Number of Data Points	****	4	****	****	****
Number of Outliers	****	0	****	****	****
Difference from Last Year in:					
Mean error (weight %)	****	****	****	****	****
Standard Deviation (weight %)	****	****	****	****	****
Uncertainty in the Mean (weight %)	****	****	****	****	****
Mean Error (%)	****	****	****	****	****
Standard Deviation (%)	****	****	****	****	****
Uncertainty in the Mean (%)	****	****	****	****	****
Number of Data Points	0	4	0	0	0
Number of Outliers	0	0	0	0	0

New Brunswick Laboratory Calorimetry Exchange Program

Percent ^{239}Pu , 2002

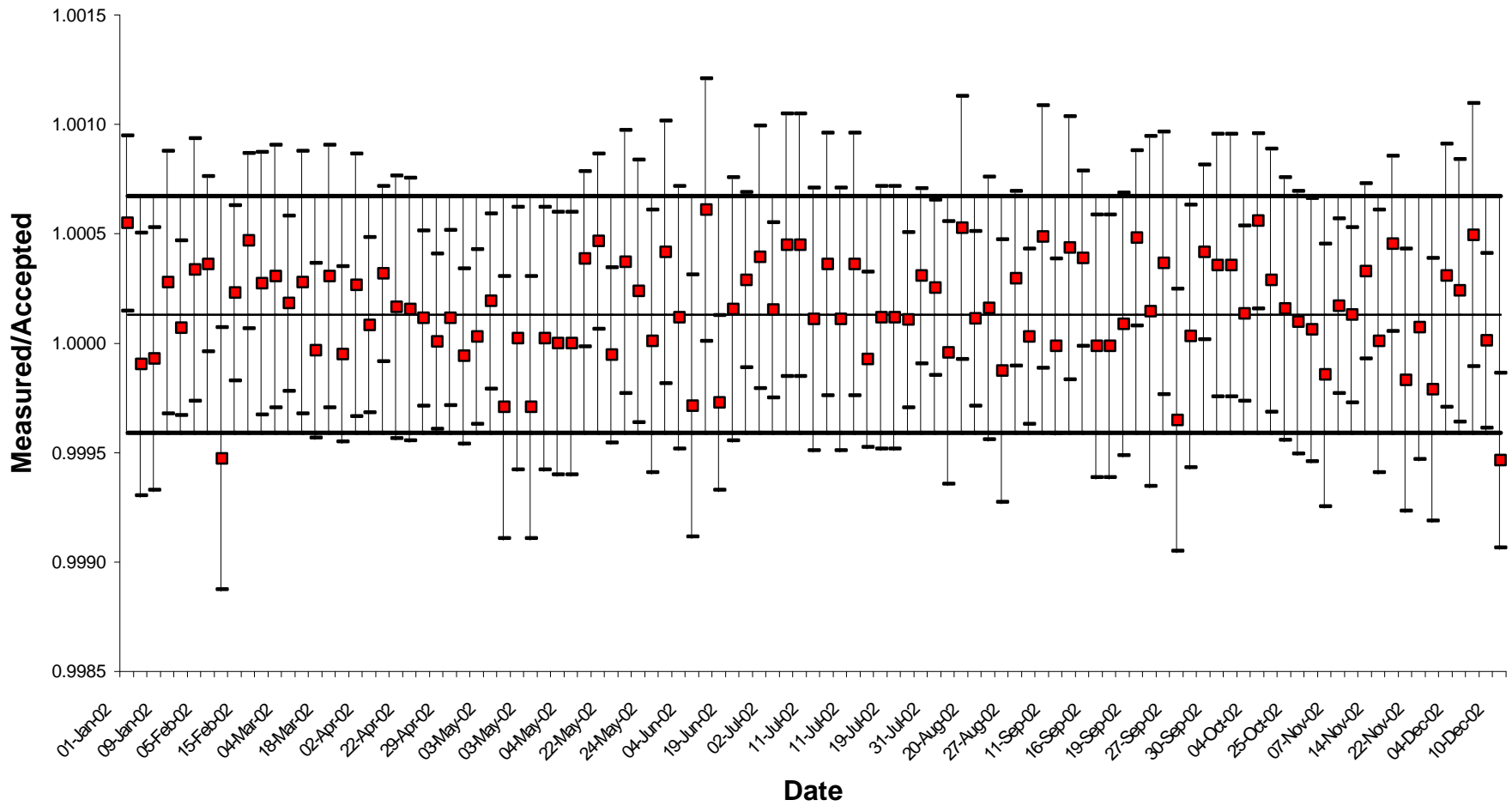


HANFORD
239-Pu
2002



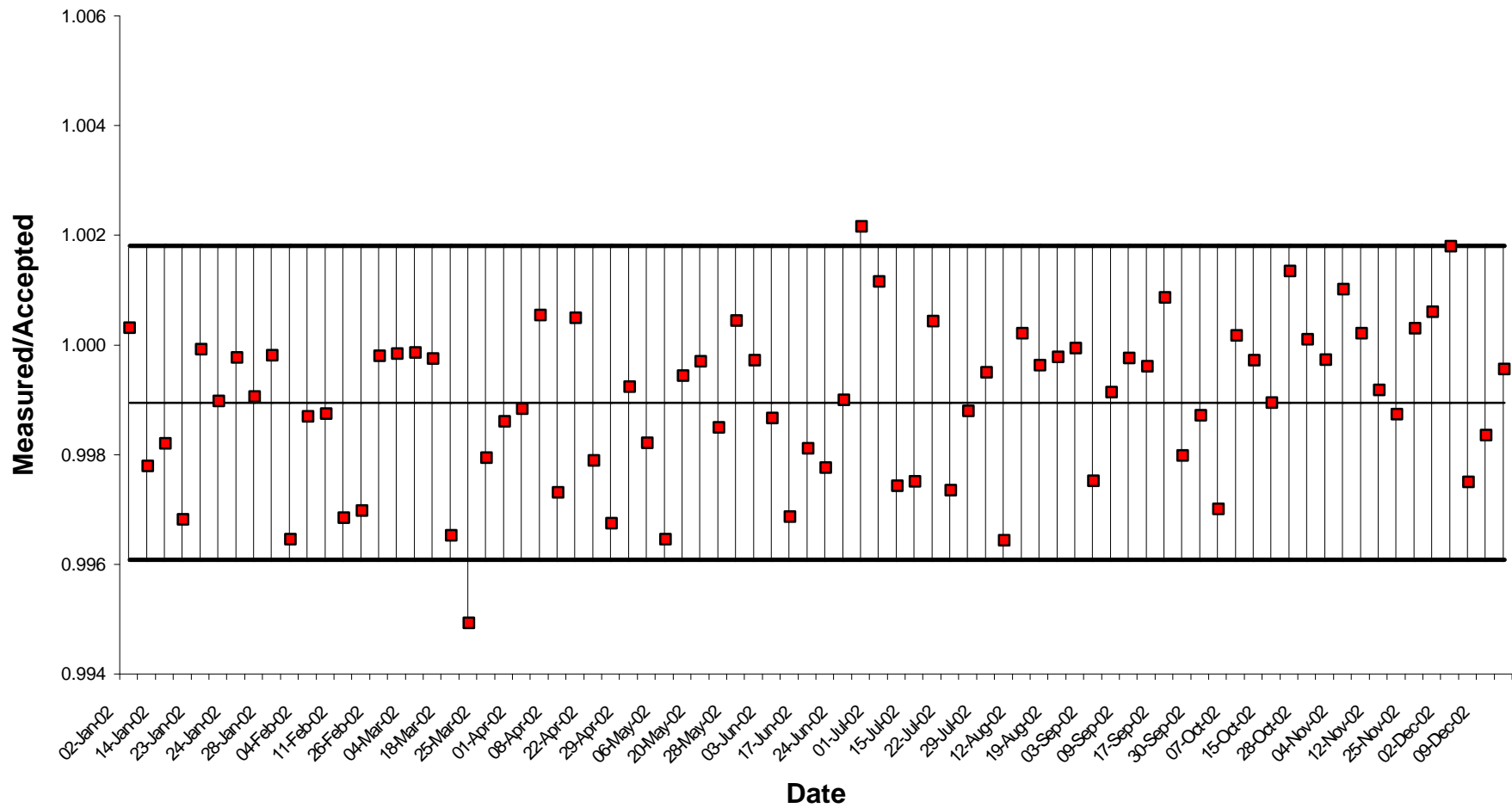
All standard deviation and uncertainty limits are at two sigma.

LAWRENCE LIVERMORE
239-Pu, Calex 1
2002



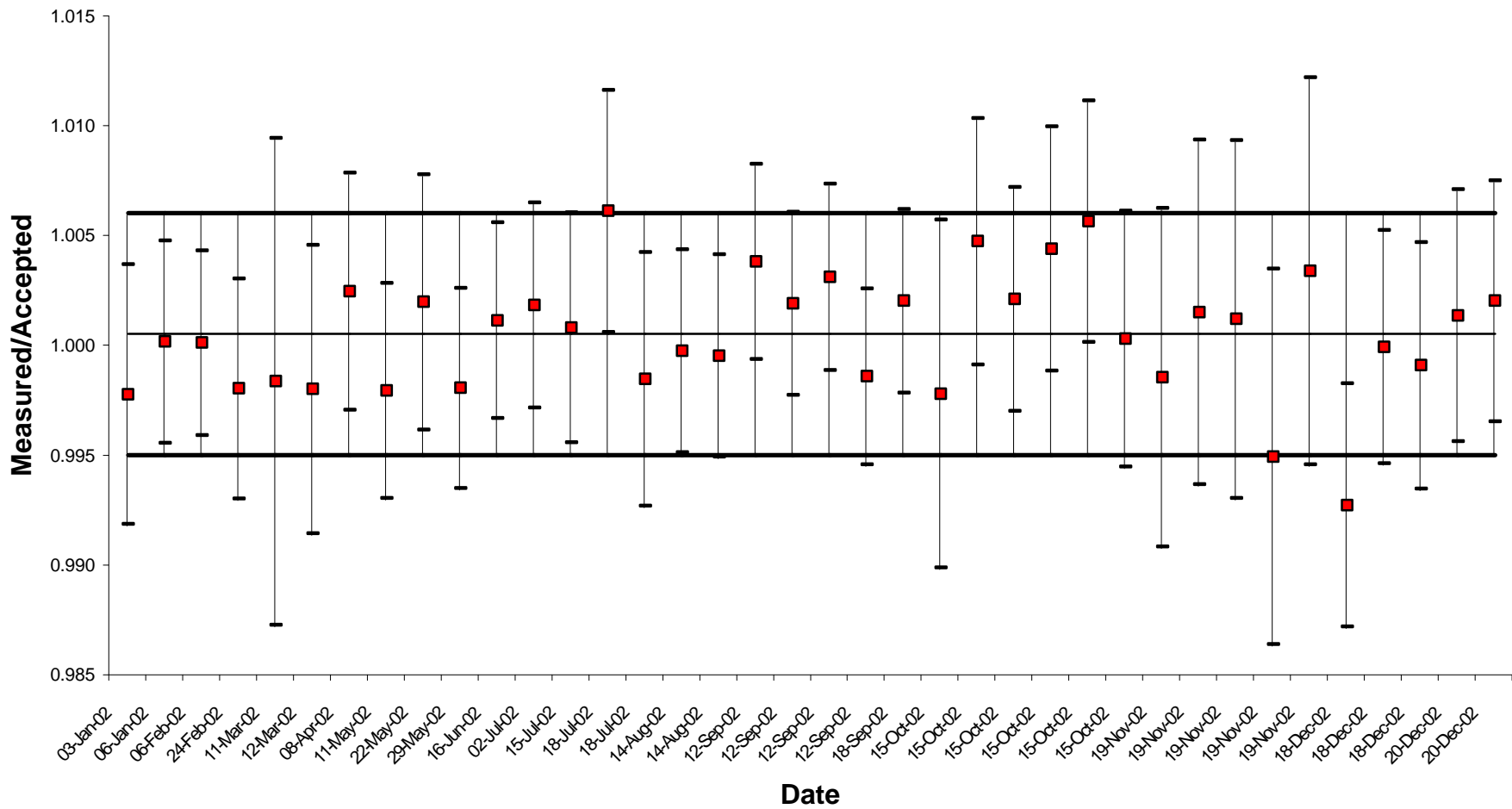
All standard deviation and uncertainty limits are at two sigma.

LOS ALAMOS
²³⁹Pu
2002



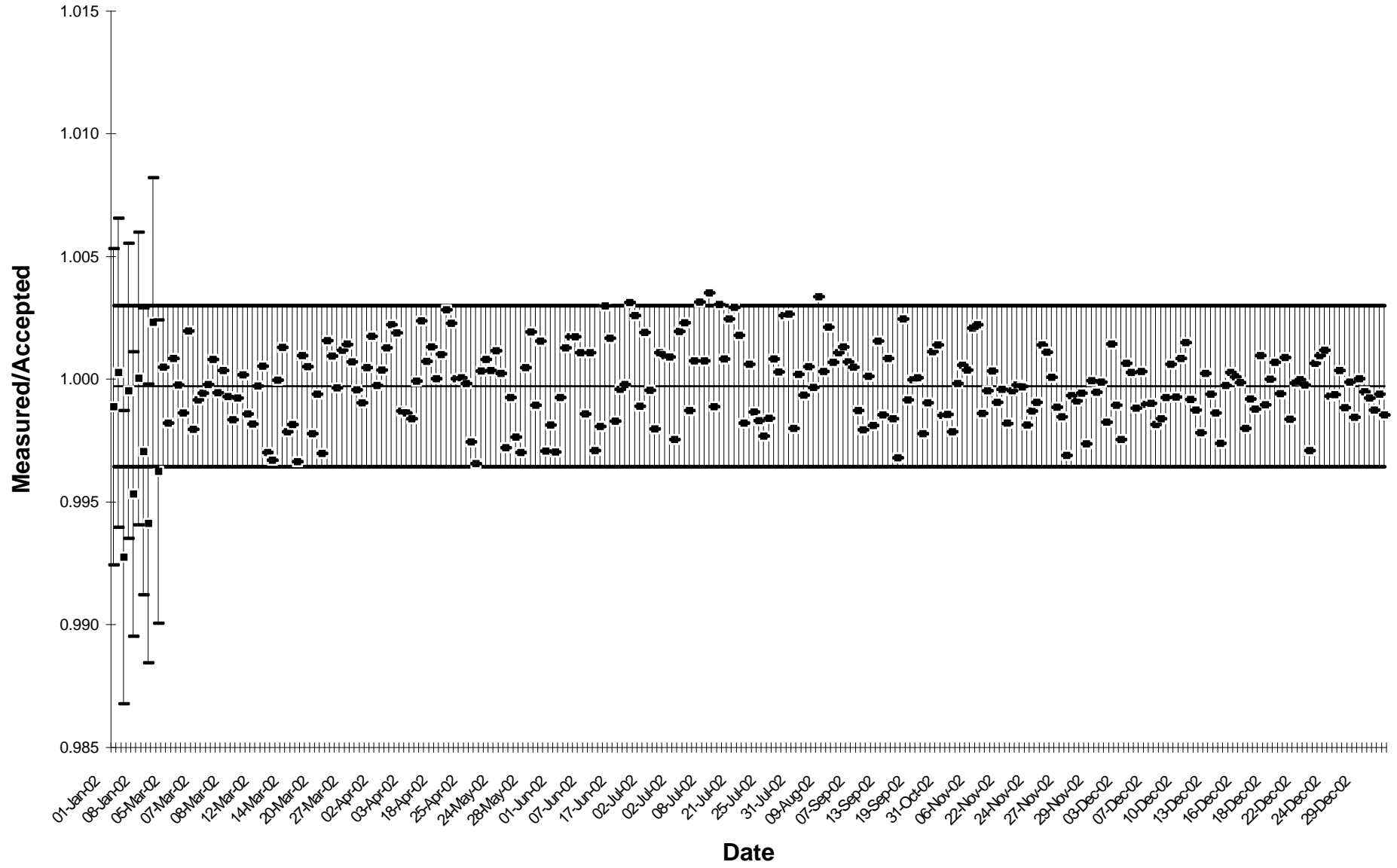
All standard deviation and uncertainty limits are at two sigma.

ROCKY FLATS - ANALYTICAL LAB
²³⁹Pu
2002



All standard deviation and uncertainty limits are at two sigma.

SAVANNAH RIVER
239-Pu
2002



All standard deviation and uncertainty limits are at two sigma.

WEIGHT PERCENT 239-Pu DATA
Calendar Year 2002

HANFORD

#	Date Measured	Instr. ID	239-Pu	Uncert. 1 STD	Accepted Weight %	Ratio M/A	Weight % Error	Percent Error
1	07-Jan-02	1985	93.9438%	0.03%	93.9764%	0.9997	-0.0326%	-0.03%
2	07-Jan-02	2026	93.9584%	0.03%	93.9764%	0.9998	-0.0180%	-0.02%
3	09-Jan-02	2424	93.9408%	0.03%	93.9765%	0.9996	-0.0357%	-0.04%
4	14-Jan-02	2026	93.9544%	0.03%	93.9766%	0.9998	-0.0222%	-0.02%
5	14-Jan-02	1985	93.9557%	0.03%	93.9766%	0.9998	-0.0209%	-0.02%
6	14-Jan-02	2424	93.9691%	0.03%	93.9766%	0.9999	-0.0075%	-0.01%
7	21-Jan-02	2026	93.9020%	0.03%	93.9767%	0.9992	-0.0747%	-0.08%
8	21-Jan-02	2424	93.9511%	0.03%	93.9767%	0.9997	-0.0256%	-0.03%
9	22-Jan-02	1985	93.9674%	0.03%	93.9767%	0.9999	-0.0093%	-0.01%
10	28-Jan-02	1985	93.8761%	0.03%	93.9768%	0.9989	-0.1007%	-0.11%
11	28-Jan-02	2026	93.9449%	0.03%	93.9768%	0.9997	-0.0319%	-0.03%
12	29-Jan-02	2424	93.9684%	0.03%	93.9768%	0.9999	-0.0084%	-0.01%
13	04-Feb-02	2026	93.9018%	0.03%	93.9769%	0.9992	-0.0751%	-0.08%
14	04-Feb-02	1985	93.9494%	0.03%	93.9769%	0.9997	-0.0275%	-0.03%
15	04-Feb-02	2424	93.9525%	0.03%	93.9769%	0.9997	-0.0244%	-0.03%
16	05-Feb-02	2740	93.8872%	0.03%	93.9769%	0.9990	-0.0897%	-0.10%
17	11-Feb-02	1985	93.9043%	0.03%	93.9770%	0.9992	-0.0727%	-0.08%
18	11-Feb-02	2026	93.9488%	0.03%	93.9770%	0.9997	-0.0282%	-0.03%
19	11-Feb-02	2424	93.9427%	0.03%	93.9770%	0.9996	-0.0343%	-0.04%
20	12-Feb-02	2740	93.8954%	0.03%	93.9771%	0.9991	-0.0817%	-0.09%
21	12-Feb-02	1985	93.8603%	0.03%	93.9771%	0.9988	-0.1168%	-0.12%
22	19-Feb-02	1985	93.9141%	0.03%	93.9772%	0.9993	-0.0631%	-0.07%
23	19-Feb-02	2026	93.9738%	0.03%	93.9772%	1.0000	-0.0034%	0.00%
24	19-Feb-02	2740	93.9453%	0.03%	93.9772%	0.9997	-0.0319%	-0.03%
25	20-Feb-02	2424	93.8706%	0.03%	93.9772%	0.9989	-0.1066%	-0.11%
26	25-Feb-02	2740	93.8913%	0.03%	93.9773%	0.9991	-0.0860%	-0.09%
27	25-Feb-02	2424	93.8862%	0.03%	93.9773%	0.9990	-0.0911%	-0.10%
28	25-Feb-02	2026	93.9325%	0.03%	93.9773%	0.9995	-0.0448%	-0.05%
29	26-Feb-02	1985	93.9035%	0.03%	93.9773%	0.9992	-0.0738%	-0.08%
30	04-Mar-02	1985	93.9236%	0.03%	93.9774%	0.9994	-0.0538%	-0.06%
31	05-Mar-02	2026	93.9410%	0.03%	93.9774%	0.9996	-0.0364%	-0.04%
32	05-Mar-02	2740	93.9214%	0.03%	93.9774%	0.9994	-0.0560%	-0.06%
33	05-Mar-02	2424	93.9666%	0.03%	93.9774%	0.9999	-0.0108%	-0.01%
34	11-Mar-02	2424	93.9937%	0.03%	93.9775%	1.0002	0.0162%	0.02%
35	11-Mar-02	2740	93.9398%	0.03%	93.9775%	0.9996	-0.0377%	-0.04%
36	12-Mar-02	2026	93.9718%	0.03%	93.9775%	0.9999	-0.0057%	-0.01%
37	12-Mar-02	1985	93.9121%	0.03%	93.9775%	0.9993	-0.0654%	-0.07%
38	18-Mar-02	1985	93.8806%	0.03%	93.9776%	0.9990	-0.0970%	-0.10%
39	18-Mar-02	2026	93.9566%	0.03%	93.9776%	0.9998	-0.0210%	-0.02%
40	19-Mar-02	2740	93.9207%	0.03%	93.9776%	0.9994	-0.0569%	-0.06%
41	19-Mar-02	2424	93.9292%	0.03%	93.9776%	0.9995	-0.0484%	-0.05%
42	25-Mar-02	1985	93.8769%	0.03%	93.9777%	0.9989	-0.1008%	-0.11%
43	25-Mar-02	2026	93.9663%	0.03%	93.9777%	0.9999	-0.0114%	-0.01%

44	26-Mar-02	2424	93.8716%	0.03%	93.9778%	0.9989	-0.1062%	-0.11%
45	27-Mar-02	2740	93.9522%	0.03%	93.9778%	0.9997	-0.0256%	-0.03%
46	01-Apr-02	2026	93.9051%	0.03%	93.9779%	0.9992	-0.0728%	-0.08%
47	01-Apr-02	1985	93.9719%	0.03%	93.9779%	0.9999	-0.0060%	-0.01%
48	02-Apr-02	2424	93.9196%	0.03%	93.9779%	0.9994	-0.0583%	-0.06%
49	02-Apr-02	2740	93.9479%	0.03%	93.9779%	0.9997	-0.0300%	-0.03%
50	08-Apr-02	2026	93.9325%	0.03%	93.9780%	0.9995	-0.0455%	-0.05%
51	08-Apr-02	1985	93.8883%	0.03%	93.9780%	0.9990	-0.0897%	-0.10%
52	08-Apr-02	2424	93.9465%	0.03%	93.9780%	0.9997	-0.0315%	-0.03%
53	08-Apr-02	2740	93.8994%	0.03%	93.9780%	0.9992	-0.0786%	-0.08%
54	15-Apr-02	2026	93.9557%	0.03%	93.9781%	0.9998	-0.0224%	-0.02%
55	15-Apr-02	2424	93.9671%	0.03%	93.9781%	0.9999	-0.0110%	-0.01%
56	16-Apr-02	2740	93.9603%	0.03%	93.9781%	0.9998	-0.0178%	-0.02%
57	16-Apr-02	1985	93.9515%	0.03%	93.9781%	0.9997	-0.0266%	-0.03%
58	22-Apr-02	2026	93.9421%	0.03%	93.9782%	0.9996	-0.0361%	-0.04%
59	22-Apr-02	1985	93.8731%	0.03%	93.9782%	0.9989	-0.1051%	-0.11%
60	23-Apr-02	2424	93.9691%	0.03%	93.9782%	0.9999	-0.0091%	-0.01%
61	23-Apr-02	2740	93.9420%	0.03%	93.9782%	0.9996	-0.0362%	-0.04%
62	29-Apr-02	2740	93.9561%	0.03%	93.9783%	0.9998	-0.0222%	-0.02%
63	29-Apr-02	2026	93.9572%	0.03%	93.9783%	0.9998	-0.0211%	-0.02%
64	30-Apr-02	1985	93.9510%	0.03%	93.9783%	0.9997	-0.0273%	-0.03%
65	30-Apr-02	2424	93.9191%	0.03%	93.9783%	0.9994	-0.0592%	-0.06%
66	06-May-02	2424	93.9216%	0.03%	93.9784%	0.9994	-0.0568%	-0.06%
67	06-May-02	1985	93.9143%	0.03%	93.9784%	0.9993	-0.0641%	-0.07%
68	06-May-02	2026	93.9618%	0.03%	93.9784%	0.9998	-0.0166%	-0.02%
69	07-May-02	2740	93.9164%	0.03%	93.9785%	0.9993	-0.0621%	-0.07%
70	13-May-02	1985	93.9950%	0.03%	93.9786%	1.0002	0.0164%	0.02%
71	13-May-02	2026	93.9644%	0.03%	93.9786%	0.9998	-0.0142%	-0.02%
72	20-May-02	2026	93.8985%	0.03%	93.9787%	0.9991	-0.0802%	-0.09%
73	20-May-02	1985	93.9297%	0.03%	93.9787%	0.9995	-0.0490%	-0.05%
74	21-May-02	2424	93.9324%	0.03%	93.9787%	0.9995	-0.0463%	-0.05%
75	03-Jun-02	1985	93.8736%	0.03%	93.9789%	0.9989	-0.1053%	-0.11%
76	04-Jun-02	2740	93.9491%	0.03%	93.9789%	0.9997	-0.0298%	-0.03%
77	04-Jun-02	2424	93.9487%	0.03%	93.9789%	0.9997	-0.0302%	-0.03%
78	06-Jun-02	2026	93.9075%	0.03%	93.9790%	0.9992	-0.0715%	-0.08%
79	10-Jun-02	1985	93.9579%	0.03%	93.9790%	0.9998	-0.0211%	-0.02%
80	10-Jun-02	2026	93.9662%	0.03%	93.9790%	0.9999	-0.0128%	-0.01%
81	11-Jun-02	2424	93.9318%	0.03%	93.9790%	0.9995	-0.0472%	-0.05%
82	17-Jun-02	2026	93.9550%	0.03%	93.9791%	0.9997	-0.0241%	-0.03%
83	17-Jun-02	2424	93.9646%	0.03%	93.9791%	0.9998	-0.0145%	-0.02%
84	18-Jun-02	1985	93.9547%	0.03%	93.9791%	0.9997	-0.0244%	-0.03%
85	24-Jun-02	2026	93.9441%	0.03%	93.9792%	0.9996	-0.0351%	-0.04%
86	24-Jun-02	2424	93.9494%	0.03%	93.9792%	0.9997	-0.0298%	-0.03%
87	25-Jun-02	1985	93.9695%	0.03%	93.9793%	0.9999	-0.0098%	-0.01%
88	01-Jul-02	1985	93.9196%	0.03%	93.9794%	0.9994	-0.0598%	-0.06%
89	02-Jul-02	2026	93.9186%	0.03%	93.9794%	0.9994	-0.0608%	-0.06%
90	02-Jul-02	2424	93.8916%	0.03%	93.9794%	0.9991	-0.0878%	-0.09%
91	08-Jul-02	2026	93.9075%	0.03%	93.9795%	0.9992	-0.0720%	-0.08%
92	08-Jul-02	1985	93.9302%	0.03%	93.9795%	0.9995	-0.0493%	-0.05%
93	08-Jul-02	2424	93.9743%	0.03%	93.9795%	0.9999	-0.0052%	-0.01%

94	11-Jul-02	1985	93.9329%	0.03%	93.9795%	0.9995	-0.0466%	-0.05%
95	12-Jul-02	2424	93.9221%	0.03%	93.9795%	0.9994	-0.0574%	-0.06%
96	14-Jul-02	2026	93.9627%	0.03%	93.9796%	0.9998	-0.0169%	-0.02%
97	15-Jul-02	2424	93.9227%	0.03%	93.9796%	0.9994	-0.0569%	-0.06%
98	15-Jul-02	1985	93.8644%	0.03%	93.9796%	0.9988	-0.1152%	-0.12%
99	22-Jul-02	1985	93.9262%	0.03%	93.9797%	0.9994	-0.0535%	-0.06%
100	22-Jul-02	2026	93.9600%	0.03%	93.9797%	0.9998	-0.0197%	-0.02%
101	23-Jul-02	2424	93.9219%	0.04%	93.9797%	0.9994	-0.0578%	-0.06%
102	29-Jul-02	2424	93.9326%	0.03%	93.9798%	0.9995	-0.0472%	-0.05%
103	29-Jul-02	2026	93.9378%	0.03%	93.9798%	0.9996	-0.0420%	-0.04%
104	29-Jul-02	1985	93.9041%	0.03%	93.9798%	0.9992	-0.0757%	-0.08%
105	05-Aug-02	2026	93.9406%	0.03%	93.9799%	0.9996	-0.0393%	-0.04%
106	05-Aug-02	1985	93.8688%	0.03%	93.9799%	0.9988	-0.1111%	-0.12%
107	05-Aug-02	2424	93.9768%	0.03%	93.9799%	1.0000	-0.0031%	0.00%
108	13-Aug-02	2026	93.8969%	0.03%	93.9801%	0.9991	-0.0832%	-0.09%
109	13-Aug-02	1985	93.9178%	0.03%	93.9801%	0.9993	-0.0623%	-0.07%
110	13-Aug-02	2424	93.9318%	0.03%	93.9801%	0.9995	-0.0483%	-0.05%
111	19-Aug-02	1985	93.9328%	0.03%	93.9802%	0.9995	-0.0474%	-0.05%
112	20-Aug-02	2026	93.9344%	0.03%	93.9802%	0.9995	-0.0458%	-0.05%
113	20-Aug-02	2424	93.9930%	0.03%	93.9802%	1.0001	0.0128%	0.01%
114	26-Aug-02	2026	93.9578%	0.03%	93.9803%	0.9998	-0.0225%	-0.02%
115	26-Aug-02	1985	93.9011%	0.03%	93.9803%	0.9992	-0.0792%	-0.08%
116	26-Aug-02	2424	93.9413%	0.03%	93.9803%	0.9996	-0.0390%	-0.04%
117	03-Sep-02	2026	93.9457%	0.03%	93.9804%	0.9996	-0.0347%	-0.04%
118	03-Sep-02	1985	93.9247%	0.03%	93.9804%	0.9994	-0.0557%	-0.06%
119	03-Sep-02	2424	93.9703%	0.03%	93.9804%	0.9999	-0.0101%	-0.01%
120	09-Sep-02	1985	93.8852%	0.03%	93.9805%	0.9990	-0.0953%	-0.10%
121	10-Sep-02	2424	93.9775%	0.03%	93.9805%	1.0000	-0.0030%	0.00%
122	10-Sep-02	2026	93.9509%	0.03%	93.9805%	0.9997	-0.0296%	-0.03%
123	16-Sep-02	1985	93.9132%	0.03%	93.9806%	0.9993	-0.0674%	-0.07%
124	16-Sep-02	2026	93.9467%	0.03%	93.9806%	0.9996	-0.0339%	-0.04%
125	23-Sep-02	2424	93.9938%	0.03%	93.9807%	1.0001	0.0131%	0.01%
126	24-Sep-02	1985	93.9142%	0.03%	93.9808%	0.9993	-0.0666%	-0.07%
127	24-Sep-02	2026	93.9432%	0.03%	93.9808%	0.9996	-0.0376%	-0.04%
128	30-Sep-02	2424	93.8750%	0.04%	93.9809%	0.9989	-0.1059%	-0.11%
129	30-Sep-02	1985	93.8369%	0.03%	93.9809%	0.9985	-0.1440%	-0.15%
130	02-Oct-02	2026	93.9355%	0.03%	93.9809%	0.9995	-0.0454%	-0.05%
131	07-Oct-02	2424	93.9489%	0.03%	93.9810%	0.9997	-0.0321%	-0.03%
132	07-Oct-02	1985	93.9112%	0.03%	93.9810%	0.9993	-0.0698%	-0.07%
133	08-Oct-02	2026	93.8935%	0.03%	93.9810%	0.9991	-0.0875%	-0.09%
134	14-Oct-02	1985	93.8658%	0.03%	93.9811%	0.9988	-0.1153%	-0.12%
135	14-Oct-02	2026	93.9161%	0.03%	93.9811%	0.9993	-0.0650%	-0.07%
136	15-Oct-02	2424	93.9111%	0.03%	93.9811%	0.9993	-0.0700%	-0.07%
137	21-Oct-02	2026	93.9360%	0.03%	93.9812%	0.9995	-0.0452%	-0.05%
138	21-Oct-02	1985	93.9819%	0.03%	93.9812%	1.0000	0.0007%	0.00%
139	22-Oct-02	2424	93.8961%	0.03%	93.9812%	0.9991	-0.0851%	-0.09%
140	28-Oct-02	1985	93.9045%	0.03%	93.9813%	0.9992	-0.0768%	-0.08%
141	28-Oct-02	2424	93.8726%	0.03%	93.9813%	0.9988	-0.1087%	-0.12%
142	28-Oct-02	2026	93.9311%	0.03%	93.9813%	0.9995	-0.0502%	-0.05%
143	04-Nov-02	1985	93.9132%	0.04%	93.9814%	0.9993	-0.0682%	-0.07%

144	04-Nov-02	2026	93.9556%	0.03%	93.9814%	0.9997	-0.0258%	-0.03%
145	05-Nov-02	2424	93.9746%	0.03%	93.9814%	0.9999	-0.0068%	-0.01%
146	11-Nov-02	1985	93.9426%	0.04%	93.9815%	0.9996	-0.0389%	-0.04%
147	11-Nov-02	2424	94.0075%	0.03%	93.9815%	1.0003	0.0260%	0.03%
148	12-Nov-02	2026	93.9588%	0.03%	93.9816%	0.9998	-0.0228%	-0.02%
149	18-Nov-02	1985	93.9149%	0.04%	93.9817%	0.9993	-0.0668%	-0.07%
150	19-Nov-02	2026	93.9310%	0.03%	93.9817%	0.9995	-0.0507%	-0.05%
151	19-Nov-02	2424	93.9059%	0.03%	93.9817%	0.9992	-0.0758%	-0.08%
152	25-Nov-02	1985	93.9379%	0.04%	93.9818%	0.9995	-0.0439%	-0.05%
153	25-Nov-02	2026	93.9622%	0.03%	93.9818%	0.9998	-0.0196%	-0.02%
154	26-Nov-02	2424	93.9025%	0.04%	93.9818%	0.9992	-0.0793%	-0.08%
155	02-Dec-02	2026	93.9746%	0.03%	93.9819%	0.9999	-0.0073%	-0.01%
156	02-Dec-02	1985	93.9078%	0.04%	93.9819%	0.9992	-0.0741%	-0.08%
157	03-Dec-02	2424	93.9251%	0.04%	93.9819%	0.9994	-0.0568%	-0.06%
158	08-Dec-02	1985	93.9537%	0.04%	93.9820%	0.9997	-0.0283%	-0.03%
159	09-Dec-02	2026	93.9146%	0.03%	93.9820%	0.9993	-0.0674%	-0.07%
160	09-Dec-02	2424	93.9146%	0.03%	93.9820%	0.9993	-0.0674%	-0.07%
161	16-Dec-02	1985	93.9950%	0.04%	93.9821%	1.0001	0.0129%	0.01%
162	16-Dec-02	2026	93.9785%	0.03%	93.9821%	1.0000	-0.0036%	0.00%
163	17-Dec-02	2424	93.9226%	0.03%	93.9821%	0.9994	-0.0595%	-0.06%
164	23-Dec-02	1985	93.9810%	0.04%	93.9822%	1.0000	-0.0012%	0.00%
165	23-Dec-02	2026	93.9812%	0.03%	93.9822%	1.0000	-0.0010%	0.00%
166	23-Dec-02	2424	93.9599%	0.03%	93.9822%	0.9998	-0.0223%	-0.02%
167	30-Dec-02	2026	93.9475%	0.03%	93.9823%	0.9996	-0.0348%	-0.04%
168	30-Dec-02	2424	93.9004%	0.04%	93.9823%	0.9991	-0.0819%	-0.09%
169	30-Dec-02	1985	93.9439%	0.04%	93.9823%	0.9996	-0.0384%	-0.04%

LLNL Calex 1

#	Date Measured	Instr. ID	239-Pu	Uncert. 1 STD	Accepted Weight %	Ratio M/A	Weight % Error	Percent Error
1	01-Jan-02	1	94.0271%	0.02%	93.9763%	1.0005	0.0508%	0.05%
2	02-Jan-02	3A	93.9665%	0.03%	93.9764%	0.9999	-0.0099%	-0.01%
3	07-Jan-02	3A	93.9691%	0.03%	93.9764%	0.9999	-0.0073%	-0.01%
4	09-Jan-02	3A	94.0018%	0.03%	93.9765%	1.0003	0.0253%	0.03%
5	23-Jan-02	1	93.9825%	0.02%	93.9767%	1.0001	0.0058%	0.01%
6	28-Jan-02	3A	94.0076%	0.03%	93.9768%	1.0003	0.0308%	0.03%
7	05-Feb-02	1	94.0101%	0.02%	93.9769%	1.0004	0.0332%	0.04%
8	05-Feb-02	3A	93.9267%	0.03%	93.9769%	0.9995	-0.0502%	-0.05%
9	07-Feb-02	1	93.9978%	0.02%	93.9770%	1.0002	0.0208%	0.02%
10	15-Feb-02	1	94.0203%	0.02%	93.9771%	1.0005	0.0432%	0.05%
11	21-Feb-02	3A	94.0021%	0.03%	93.9772%	1.0003	0.0249%	0.03%
12	27-Feb-02	3A	94.0053%	0.03%	93.9773%	1.0003	0.0280%	0.03%
13	04-Mar-02	1	93.9937%	0.02%	93.9774%	1.0002	0.0163%	0.02%
14	08-Mar-02	3A	94.0029%	0.03%	93.9775%	1.0003	0.0254%	0.03%
15	12-Mar-02	1	93.9736%	0.02%	93.9775%	1.0000	-0.0039%	0.00%
16	18-Mar-02	3A	94.0055%	0.03%	93.9776%	1.0003	0.0279%	0.03%
17	20-Mar-02	1	93.9722%	0.02%	93.9777%	0.9999	-0.0055%	-0.01%
18	25-Mar-02	3A	94.0020%	0.03%	93.9777%	1.0003	0.0243%	0.03%
19	02-Apr-02	3a	93.9849%	0.02%	93.9779%	1.0001	0.0070%	0.01%

20	16-Apr-02	1	94.0072%	0.02%	93.9781%	1.0003	0.0291%	0.03%
21	16-Apr-02	3a	93.9928%	0.03%	93.9781%	1.0002	0.0147%	0.02%
22	22-Apr-02	1	93.9920%	0.03%	93.9782%	1.0001	0.0138%	0.01%
23	23-Apr-02	3a	93.9882%	0.02%	93.9782%	1.0001	0.0100%	0.01%
24	26-Apr-02	1	93.9783%	0.02%	93.9783%	1.0000	0.0000%	0.00%
25	29-Apr-02	3a	93.9884%	0.02%	93.9783%	1.0001	0.0101%	0.01%
26	30-Apr-02	1	93.9720%	0.02%	93.9783%	0.9999	-0.0063%	-0.01%
27	02-May-02	3a	93.9804%	0.02%	93.9784%	1.0000	0.0020%	0.00%
28	03-May-02	1	93.9957%	0.02%	93.9784%	1.0002	0.0173%	0.02%
29	03-May-02	2	93.9501%	0.03%	93.9784%	0.9997	-0.0283%	-0.03%
30	03-May-02	2	93.9796%	0.03%	93.9784%	1.0000	0.0012%	0.00%
31	03-May-02	2	93.9501%	0.03%	93.9784%	0.9997	-0.0283%	-0.03%
32	03-May-02	2	93.9796%	0.03%	93.9784%	1.0000	0.0012%	0.00%
33	04-May-02	2	93.9776%	0.03%	93.9784%	1.0000	-0.0008%	0.00%
34	04-May-02	2	93.9776%	0.03%	93.9784%	1.0000	-0.0008%	0.00%
35	08-May-02	1	94.0140%	0.02%	93.9785%	1.0004	0.0355%	0.04%
36	15-May-02	1	94.0216%	0.02%	93.9786%	1.0005	0.0430%	0.05%
37	22-May-02	1	93.9729%	0.02%	93.9787%	0.9999	-0.0058%	-0.01%
38	23-May-02	3a	94.0129%	0.03%	93.9787%	1.0004	0.0342%	0.04%
39	23-May-02	3a	94.0003%	0.03%	93.9787%	1.0002	0.0216%	0.02%
40	24-May-02	3a	93.9788%	0.03%	93.9787%	1.0000	0.0001%	0.00%
41	24-May-02	3a	94.0170%	0.03%	93.9787%	1.0004	0.0383%	0.04%
42	24-May-02	3a	93.9890%	0.03%	93.9787%	1.0001	0.0103%	0.01%
43	04-Jun-02	3a	93.9513%	0.03%	93.9789%	0.9997	-0.0276%	-0.03%
44	14-Jun-02	3a	94.0356%	0.03%	93.9791%	1.0006	0.0565%	0.06%
45	18-Jun-02	1	93.9529%	0.02%	93.9791%	0.9997	-0.0262%	-0.03%
46	19-Jun-02	3a	93.9931%	0.03%	93.9792%	1.0001	0.0139%	0.01%
47	21-Jun-02	1	94.0056%	0.02%	93.9792%	1.0003	0.0264%	0.03%
48	25-Jun-02	3a	94.0155%	0.03%	93.9793%	1.0004	0.0362%	0.04%
49	02-Jul-02	1	93.9929%	0.02%	93.9794%	1.0001	0.0135%	0.01%
50	10-Jul-02	3	94.0209%	0.03%	93.9795%	1.0004	0.0414%	0.04%
51	10-Jul-02	3a	94.0209%	0.03%	93.9795%	1.0004	0.0414%	0.04%
52	11-Jul-02	3	93.9890%	0.03%	93.9795%	1.0001	0.0095%	0.01%
53	11-Jul-02	3	94.0126%	0.03%	93.9795%	1.0004	0.0331%	0.04%
54	11-Jul-02	3a	93.9890%	0.03%	93.9795%	1.0001	0.0095%	0.01%
55	11-Jul-02	3a	94.0126%	0.03%	93.9795%	1.0004	0.0331%	0.04%
56	18-Jul-02	1	93.9719%	0.02%	93.9796%	0.9999	-0.0077%	-0.01%
57	19-Jul-02	3	93.9900%	0.03%	93.9797%	1.0001	0.0103%	0.01%
58	19-Jul-02	3a	93.9900%	0.03%	93.9797%	1.0001	0.0103%	0.01%
59	25-Jul-02	1	93.9890%	0.02%	93.9798%	1.0001	0.0092%	0.01%
60	29-Jul-02	1	94.0079%	0.02%	93.9798%	1.0003	0.0281%	0.03%
61	31-Jul-02	1	94.0029%	0.02%	93.9799%	1.0002	0.0230%	0.02%
62	01-Aug-02	3a	93.9750%	0.03%	93.9799%	0.9999	-0.0049%	-0.01%
63	15-Aug-02	3a	94.0289%	0.03%	93.9801%	1.0005	0.0488%	0.05%
64	20-Aug-02	1	93.9900%	0.02%	93.9802%	1.0001	0.0098%	0.01%
65	21-Aug-02	3a	93.9945%	0.03%	93.9802%	1.0002	0.0143%	0.02%
66	26-Aug-02	3a	93.9677%	0.03%	93.9803%	0.9999	-0.0126%	-0.01%
67	27-Aug-02	1	94.0073%	0.02%	93.9803%	1.0003	0.0270%	0.03%
68	05-Sep-02	1	93.9825%	0.02%	93.9804%	1.0000	0.0021%	0.00%
69	05-Sep-02	3a	94.0254%	0.03%	93.9804%	1.0005	0.0450%	0.05%

70	11-Sep-02	1	93.9785%	0.02%	93.9805%	1.0000	-0.0020%	0.00%
71	13-Sep-02	3a	94.0207%	0.03%	93.9806%	1.0004	0.0401%	0.04%
72	16-Sep-02	1	94.0163%	0.02%	93.9806%	1.0004	0.0357%	0.04%
73	16-Sep-02	2	93.9786%	0.03%	93.9806%	1.0000	-0.0020%	0.00%
74	16-Sep-02	2	93.9786%	0.03%	93.9806%	1.0000	-0.0020%	0.00%
75	18-Sep-02	3a	93.9880%	0.03%	93.9807%	1.0001	0.0073%	0.01%
76	19-Sep-02	1	94.0251%	0.02%	93.9807%	1.0005	0.0444%	0.05%
77	22-Sep-02	2	93.9937%	0.04%	93.9807%	1.0001	0.0130%	0.01%
78	24-Sep-02	1	94.0144%	0.03%	93.9808%	1.0004	0.0336%	0.04%
79	27-Sep-02	3a	93.9471%	0.03%	93.9808%	0.9996	-0.0337%	-0.04%
80	28-Sep-02	3a	93.9831%	0.03%	93.9808%	1.0000	0.0023%	0.00%
81	30-Sep-02	1	94.0192%	0.02%	93.9809%	1.0004	0.0383%	0.04%
82	30-Sep-02	2	94.0135%	0.03%	93.9809%	1.0003	0.0326%	0.03%
83	30-Sep-02	2	94.0135%	0.03%	93.9809%	1.0003	0.0326%	0.03%
84	03-Oct-02	3a	93.9929%	0.02%	93.9809%	1.0001	0.0120%	0.01%
85	04-Oct-02	1	94.0326%	0.02%	93.9809%	1.0005	0.0517%	0.05%
86	14-Oct-02	3a	94.0073%	0.03%	93.9811%	1.0003	0.0262%	0.03%
87	17-Oct-02	2	93.9952%	0.03%	93.9811%	1.0001	0.0141%	0.01%
88	25-Oct-02	3a	93.9895%	0.03%	93.9813%	1.0001	0.0082%	0.01%
89	30-Oct-02	3a	93.9863%	0.03%	93.9813%	1.0001	0.0050%	0.01%
90	04-Nov-02	2	93.9670%	0.03%	93.9814%	0.9998	-0.0144%	-0.02%
91	07-Nov-02	1	93.9967%	0.02%	93.9815%	1.0002	0.0152%	0.02%
92	08-Nov-02	3a	93.9929%	0.02%	93.9815%	1.0001	0.0114%	0.01%
93	14-Nov-02	1	94.0117%	0.02%	93.9816%	1.0003	0.0301%	0.03%
94	14-Nov-02	3a	93.9818%	0.03%	93.9816%	1.0000	0.0002%	0.00%
95	20-Nov-02	1	94.0236%	0.02%	93.9817%	1.0004	0.0419%	0.04%
96	21-Nov-02	3a	93.9652%	0.03%	93.9817%	0.9998	-0.0165%	-0.02%
97	22-Nov-02	2	93.9876%	0.03%	93.9817%	1.0001	0.0059%	0.01%
98	26-Nov-02	3a	93.9612%	0.03%	93.9818%	0.9998	-0.0206%	-0.02%
99	27-Nov-02	1	94.0101%	0.03%	93.9818%	1.0003	0.0283%	0.03%
100	04-Dec-02	2	94.0038%	0.03%	93.9819%	1.0002	0.0219%	0.02%
101	05-Dec-02	3a	94.0277%	0.03%	93.9819%	1.0005	0.0458%	0.05%
102	06-Dec-02	1	93.9823%	0.02%	93.9819%	1.0000	0.0004%	0.00%
103	10-Dec-02	3a	93.9309%	0.02%	93.9820%	0.9995	-0.0511%	-0.05%

LLNL Calex 2

#	Date Measured	Instr. ID	239-Pu	Uncert. 1 STD	Accepted Weight %	Ratio M/A	Weight % Error	Percent Error
1	30-Apr-02	3	86.6841%	0.06%	86.7857%	0.9988	-0.1016%	-0.12%
2	28-Jun-02	3	86.7651%	0.04%	86.7908%	0.9997	-0.0258%	-0.03%
3	15-Jul-02	3	86.7496%	0.05%	86.7923%	0.9995	-0.0427%	-0.05%
4	26-Jul-02	3	86.7992%	0.05%	86.7932%	1.0001	0.0059%	0.01%

LANL

#	Date Measured	Instr. ID	239-Pu	Uncert. 1 STD	Accepted Weight %	Ratio M/A	Weight % Error	Percent Error
1	02-Jan-02	F9	94.0020%	0.00%	93.9764%	1.0003	0.0256%	0.03%
2	07-Jan-02	F5	93.7658%	0.00%	93.9764%	0.9978	-0.2106%	-0.22%
3	14-Jan-02	F6	93.8047%	0.00%	93.9766%	0.9982	-0.1718%	-0.18%
4	14-Jan-02	F9	93.6736%	0.00%	93.9766%	0.9968	-0.3029%	-0.32%
5	23-Jan-02	F5	93.9656%	0.00%	93.9767%	0.9999	-0.0111%	-0.01%

6	23-Jan-02	F9	93.8774%	0.00%	93.9767%	0.9989	-0.0993%	-0.11%
7	24-Jan-02	F6	93.9515%	0.00%	93.9767%	0.9997	-0.0253%	-0.03%
8	28-Jan-02	F5	93.8849%	0.00%	93.9768%	0.9990	-0.0919%	-0.10%
9	28-Jan-02	F6	93.9554%	0.00%	93.9768%	0.9998	-0.0214%	-0.02%
10	04-Feb-02	F5	93.6406%	0.00%	93.9769%	0.9964	-0.3363%	-0.36%
11	04-Feb-02	F9	93.8512%	0.00%	93.9769%	0.9987	-0.1257%	-0.13%
12	11-Feb-02	F6	93.8556%	0.00%	93.9770%	0.9987	-0.1214%	-0.13%
13	11-Feb-02	F9	93.6777%	0.00%	93.9770%	0.9968	-0.2993%	-0.32%
14	19-Feb-02	F5	93.6896%	0.00%	93.9772%	0.9969	-0.2876%	-0.31%
15	26-Feb-02	F5	93.9546%	0.00%	93.9773%	0.9998	-0.0227%	-0.02%
16	04-Mar-02	F6	93.9588%	0.00%	93.9774%	0.9998	-0.0185%	-0.02%
17	04-Mar-02	F9	93.9605%	0.00%	93.9774%	0.9998	-0.0169%	-0.02%
18	11-Mar-02	F5	93.9504%	0.00%	93.9775%	0.9997	-0.0271%	-0.03%
19	18-Mar-02	F6	93.6481%	0.00%	93.9776%	0.9965	-0.3296%	-0.35%
20	18-Mar-02	F9	93.4980%	0.00%	93.9776%	0.9949	-0.4796%	-0.51%
21	25-Mar-02	F5	93.7812%	0.00%	93.9777%	0.9979	-0.1966%	-0.21%
22	01-Apr-02	F6	93.8430%	0.00%	93.9779%	0.9986	-0.1349%	-0.14%
23	01-Apr-02	F9	93.8654%	0.00%	93.9779%	0.9988	-0.1124%	-0.12%
24	08-Apr-02	F6	94.0257%	0.00%	93.9780%	1.0005	0.0477%	0.05%
25	08-Apr-02	F9	93.7214%	0.00%	93.9780%	0.9973	-0.2566%	-0.27%
26	15-Apr-02	F5	94.0208%	0.00%	93.9781%	1.0005	0.0427%	0.05%
27	22-Apr-02	F6	93.7769%	0.00%	93.9782%	0.9979	-0.2013%	-0.21%
28	22-Apr-02	F9	93.6688%	0.00%	93.9782%	0.9967	-0.3094%	-0.33%
29	29-Apr-02	F5	93.9035%	0.00%	93.9783%	0.9992	-0.0748%	-0.08%
30	06-May-02	F6	93.8075%	0.00%	93.9784%	0.9982	-0.1710%	-0.18%
31	06-May-02	F9	93.6420%	0.00%	93.9784%	0.9964	-0.3364%	-0.36%
32	13-May-02	F5	93.9223%	0.00%	93.9786%	0.9994	-0.0563%	-0.06%
33	20-May-02	F6	93.9468%	0.00%	93.9787%	0.9997	-0.0319%	-0.03%
34	20-May-02	F9	93.8339%	0.00%	93.9787%	0.9985	-0.1447%	-0.15%
35	28-May-02	F5	94.0171%	0.00%	93.9788%	1.0004	0.0383%	0.04%
36	03-Jun-02	F6	93.9495%	0.00%	93.9789%	0.9997	-0.0294%	-0.03%
37	03-Jun-02	F9	93.8504%	0.00%	93.9789%	0.9986	-0.1285%	-0.14%
38	11-Jun-02	F5	93.6811%	0.00%	93.9790%	0.9968	-0.2979%	-0.32%
39	17-Jun-02	F6	93.7984%	0.00%	93.9791%	0.9981	-0.1807%	-0.19%
40	17-Jun-02	F9	93.7654%	0.00%	93.9791%	0.9977	-0.2137%	-0.23%
41	24-Jun-02	F5	93.8818%	0.00%	93.9792%	0.9990	-0.0975%	-0.10%
42	01-Jul-02	F6	94.1787%	0.00%	93.9794%	1.0021	0.1994%	0.21%
43	01-Jul-02	F9	94.0850%	0.00%	93.9794%	1.0011	0.1056%	0.11%
44	09-Jul-02	F5	93.7351%	0.00%	93.9795%	0.9974	-0.2444%	-0.26%
45	15-Jul-02	F6	93.7422%	0.00%	93.9796%	0.9975	-0.2374%	-0.25%
46	15-Jul-02	F9	94.0171%	0.00%	93.9796%	1.0004	0.0375%	0.04%
47	22-Jul-02	F5	93.7273%	0.00%	93.9797%	0.9973	-0.2524%	-0.27%
48	29-Jul-02	F6	93.8634%	0.00%	93.9798%	0.9988	-0.1164%	-0.12%
49	29-Jul-02	F9	93.9294%	0.00%	93.9798%	0.9995	-0.0505%	-0.05%
50	05-Aug-02	F5	93.6415%	0.00%	93.9799%	0.9964	-0.3384%	-0.36%
51	12-Aug-02	F6	93.9961%	0.00%	93.9801%	1.0002	0.0161%	0.02%
52	12-Aug-02	F9	93.9420%	0.00%	93.9801%	0.9996	-0.0381%	-0.04%
53	19-Aug-02	F5	93.9561%	0.00%	93.9802%	0.9997	-0.0240%	-0.03%
54	26-Aug-02	F5	93.9717%	0.00%	93.9803%	0.9999	-0.0086%	-0.01%
55	03-Sep-02	F6	93.7436%	0.00%	93.9804%	0.9975	-0.2368%	-0.25%

56	03-Sep-02	F9	93.8964%	0.00%	93.9804%	0.9991	-0.0840%	-0.09%
57	09-Sep-02	F5	93.9548%	0.00%	93.9805%	0.9997	-0.0258%	-0.03%
58	17-Sep-02	F6	93.9406%	0.00%	93.9806%	0.9996	-0.0401%	-0.04%
59	17-Sep-02	F9	94.0583%	0.00%	93.9806%	1.0008	0.0776%	0.08%
60	23-Sep-02	F5	93.7878%	0.00%	93.9807%	0.9979	-0.1930%	-0.21%
61	30-Sep-02	F6	93.8571%	0.00%	93.9809%	0.9987	-0.1238%	-0.13%
62	30-Sep-02	F9	93.6962%	0.00%	93.9809%	0.9970	-0.2847%	-0.30%
63	07-Oct-02	F5	93.9933%	0.00%	93.9810%	1.0001	0.0123%	0.01%
64	15-Oct-02	F6	93.9516%	0.00%	93.9811%	0.9997	-0.0295%	-0.03%
65	15-Oct-02	F9	93.8790%	0.00%	93.9811%	0.9989	-0.1021%	-0.11%
66	21-Oct-02	F5	94.1041%	0.00%	93.9812%	1.0013	0.1229%	0.13%
67	28-Oct-02	F6	93.9871%	0.00%	93.9813%	1.0001	0.0057%	0.01%
68	28-Oct-02	F9	93.9524%	0.00%	93.9813%	0.9997	-0.0289%	-0.03%
69	04-Nov-02	F5	94.0739%	0.00%	93.9814%	1.0010	0.0925%	0.10%
70	12-Nov-02	F6	93.9983%	0.00%	93.9816%	1.0002	0.0167%	0.02%
71	12-Nov-02	F9	93.9010%	0.00%	93.9816%	0.9991	-0.0805%	-0.09%
72	18-Nov-02	F5	93.8598%	0.00%	93.9817%	0.9987	-0.1219%	-0.13%
73	25-Nov-02	F6	94.0065%	0.00%	93.9818%	1.0003	0.0247%	0.03%
74	25-Nov-02	F9	94.0355%	0.00%	93.9818%	1.0006	0.0538%	0.06%
75	02-Dec-02	F5	94.1477%	0.00%	93.9819%	1.0018	0.1658%	0.18%
76	09-Dec-02	F5	93.7440%	0.00%	93.9820%	0.9975	-0.2380%	-0.25%
77	09-Dec-02	F6	93.8240%	0.00%	93.9820%	0.9983	-0.1580%	-0.17%
78	19-Dec-02	F9	93.9369%	0.00%	93.9822%	0.9995	-0.0453%	-0.05%

ROCKY FLATS - AL

#	Date Measured	Instr. ID	239-Pu	Uncert. 1 STD	Accepted Weight %	Ratio M/A	Weight % Error	Percent Error
1	03-Jan-02	GPC1	93.7590%	0.30%	93.9764%	0.9977	-0.2174%	-0.23%
2	06-Jan-02	T5	93.9844%	0.23%	93.9764%	1.0001	0.0080%	0.01%
3	06-Feb-02	GPC1	93.9797%	0.21%	93.9770%	1.0000	0.0027%	0.00%
4	24-Feb-02	T5	93.7844%	0.25%	93.9773%	0.9979	-0.1929%	-0.21%
5	11-Mar-02	T5	93.8153%	0.56%	93.9775%	0.9983	-0.1622%	-0.17%
6	12-Mar-02	GPC1	93.7818%	0.33%	93.9775%	0.9979	-0.1957%	-0.21%
7	08-Apr-02	GPC1	94.2006%	0.27%	93.9780%	1.0024	0.2226%	0.24%
8	11-May-02	T5	93.7769%	0.25%	93.9785%	0.9979	-0.2016%	-0.21%
9	22-May-02	GPC1	94.1562%	0.29%	93.9787%	1.0019	0.1775%	0.19%
10	29-May-02	T5	93.7878%	0.23%	93.9788%	0.9980	-0.1910%	-0.20%
11	16-Jun-02	T5	94.0777%	0.22%	93.9791%	1.0010	0.0986%	0.10%
12	02-Jul-02	GPC1	94.1441%	0.23%	93.9794%	1.0018	0.1647%	0.18%
13	15-Jul-02	T5	94.0476%	0.26%	93.9796%	1.0007	0.0680%	0.07%
14	18-Jul-02	GPC1	94.5459%	0.27%	93.9796%	1.0060	0.5663%	0.60%
15	18-Jul-02	GPC1	93.8269%	0.29%	93.9796%	0.9984	-0.1527%	-0.16%
16	14-Aug-02	T5	93.9485%	0.23%	93.9801%	0.9997	-0.0316%	-0.03%
17	14-Aug-02	GPC1	93.9275%	0.23%	93.9801%	0.9994	-0.0525%	-0.06%
18	12-Sep-02	T4	94.3314%	0.22%	93.9806%	1.0037	0.3509%	0.37%
19	12-Sep-02	T4	94.1519%	0.21%	93.9806%	1.0018	0.1713%	0.18%
20	12-Sep-02	T4	94.2647%	0.21%	93.9806%	1.0030	0.2842%	0.30%
21	12-Sep-02	T4	93.8391%	0.20%	93.9806%	0.9985	-0.1414%	-0.15%
22	18-Sep-02	T4	94.1625%	0.21%	93.9807%	1.0019	0.1818%	0.19%

23	15-Oct-02	T4	93.7659%	0.40%	93.9811%	0.9977	-0.2152%	-0.23%
24	15-Oct-02	T4	94.4182%	0.28%	93.9811%	1.0047	0.4371%	0.47%
25	15-Oct-02	T4	94.1708%	0.25%	93.9811%	1.0020	0.1897%	0.20%
26	15-Oct-02	T4	94.3868%	0.28%	93.9811%	1.0043	0.4057%	0.43%
27	15-Oct-02	T4	94.5033%	0.27%	93.9811%	1.0056	0.5222%	0.56%
28	15-Oct-02	T4	94.0010%	0.29%	93.9811%	1.0002	0.0199%	0.02%
29	19-Nov-02	GPC1	93.8363%	0.39%	93.9817%	0.9985	-0.1453%	-0.15%
30	19-Nov-02	GPC1	94.1158%	0.39%	93.9817%	1.0014	0.1341%	0.14%
31	19-Nov-02	GPC1	94.0856%	0.41%	93.9817%	1.0011	0.1039%	0.11%
32	19-Nov-02	GPC1	93.4978%	0.43%	93.9817%	0.9949	-0.4838%	-0.51%
33	19-Nov-02	GPC1	94.2925%	0.44%	93.9817%	1.0033	0.3109%	0.33%
34	18-Dec-02	T4	93.2903%	0.28%	93.9821%	0.9926	-0.6919%	-0.74%
35	18-Dec-02	T4	93.9676%	0.27%	93.9821%	0.9998	-0.0146%	-0.02%
36	18-Dec-02	T4	93.8878%	0.28%	93.9821%	0.9990	-0.0943%	-0.10%
37	20-Dec-02	T4	94.1021%	0.29%	93.9822%	1.0013	0.1199%	0.13%
38	20-Dec-02	T4	94.1639%	0.27%	93.9822%	1.0019	0.1817%	0.19%

SAVANNAH RIVER

#	Date Measured	Instr. ID	239-Pu	Uncert. 1 STD	Accepted Weight %	Ratio M/A	Weight % Error	Percent Error
1	01-Jan-02	1	93.8687%	0.32%	93.9763%	0.9989	-0.1076%	-0.11%
2	01-Jan-02	1	93.9993%	0.31%	93.9763%	1.0002	0.0230%	0.02%
3	02-Jan-02	1	93.2929%	0.30%	93.9764%	0.9927	-0.6834%	-0.73%
4	02-Jan-02	1	93.9290%	0.30%	93.9764%	0.9995	-0.0473%	-0.05%
5	03-Jan-02	1	93.5336%	0.29%	93.9764%	0.9953	-0.4428%	-0.47%
6	08-Jan-02	1	93.9772%	0.30%	93.9765%	1.0000	0.0007%	0.00%
7	08-Jan-02	1	93.6973%	0.29%	93.9765%	0.9970	-0.2791%	-0.30%
8	09-Jan-02	1	93.4217%	0.29%	93.9765%	0.9941	-0.5548%	-0.59%
9	11-Jan-02	1	94.1922%	0.29%	93.9765%	1.0023	0.2157%	0.23%
10	11-Jan-02	1	93.6203%	0.31%	93.9765%	0.9962	-0.3562%	-0.38%
11	05-Mar-02	1	94.0206%	0.00%	93.9774%	1.0005	0.0432%	0.05%
12	05-Mar-02	1	93.8072%	0.00%	93.9774%	0.9982	-0.1702%	-0.18%
13	05-Mar-02	1	94.0548%	0.00%	93.9774%	1.0008	0.0774%	0.08%
14	05-Mar-02	1	93.9527%	0.00%	93.9774%	0.9997	-0.0247%	-0.03%
15	05-Mar-02	1	93.8446%	0.00%	93.9774%	0.9986	-0.1328%	-0.14%
16	05-Mar-02	1	94.1596%	0.00%	93.9774%	1.0019	0.1822%	0.19%
17	06-Mar-02	1	93.7835%	0.00%	93.9774%	0.9979	-0.1939%	-0.21%
18	07-Mar-02	1	93.8957%	0.00%	93.9774%	0.9991	-0.0818%	-0.09%
19	07-Mar-02	1	93.9204%	0.00%	93.9774%	0.9994	-0.0571%	-0.06%
20	07-Mar-02	1	93.9550%	0.00%	93.9774%	0.9998	-0.0225%	-0.02%
21	07-Mar-02	1	94.0508%	0.00%	93.9774%	1.0008	0.0734%	0.08%
22	07-Mar-02	1	93.9224%	0.00%	93.9774%	0.9994	-0.0550%	-0.06%
23	08-Mar-02	1	94.0078%	0.00%	93.9775%	1.0003	0.0303%	0.03%
24	08-Mar-02	1	93.9091%	0.00%	93.9775%	0.9993	-0.0684%	-0.07%
25	08-Mar-02	1	93.8198%	0.00%	93.9775%	0.9983	-0.1576%	-0.17%
26	08-Mar-02	1	93.9025%	0.00%	93.9775%	0.9992	-0.0750%	-0.08%
27	08-Mar-02	1	93.9904%	0.00%	93.9775%	1.0001	0.0129%	0.01%
28	09-Mar-02	1	93.8418%	0.00%	93.9775%	0.9986	-0.1356%	-0.14%

29	09-Mar-02	1	93.8021%	0.00%	93.9775%	0.9981	-0.1754%	-0.19%
30	11-Mar-02	1	93.9492%	0.00%	93.9775%	0.9997	-0.0283%	-0.03%
31	12-Mar-02	1	94.0246%	0.00%	93.9775%	1.0005	0.0471%	0.05%
32	12-Mar-02	1	93.6949%	0.00%	93.9775%	0.9970	-0.2826%	-0.30%
33	12-Mar-02	1	93.6638%	0.00%	93.9775%	0.9967	-0.3138%	-0.33%
34	12-Mar-02	1	93.9702%	0.00%	93.9775%	0.9999	-0.0073%	-0.01%
35	12-Mar-02	1	94.0958%	0.00%	93.9775%	1.0013	0.1183%	0.13%
36	13-Mar-02	1	93.7744%	0.00%	93.9775%	0.9978	-0.2032%	-0.22%
37	14-Mar-02	1	93.8011%	0.00%	93.9776%	0.9981	-0.1765%	-0.19%
38	14-Mar-02	1	93.6597%	0.00%	93.9776%	0.9966	-0.3179%	-0.34%
39	15-Mar-02	1	94.0660%	0.00%	93.9776%	1.0009	0.0884%	0.09%
40	15-Mar-02	1	94.0227%	0.00%	93.9776%	1.0005	0.0451%	0.05%
41	19-Mar-02	1	93.7667%	0.00%	93.9776%	0.9978	-0.2110%	-0.22%
42	20-Mar-02	1	93.9180%	0.00%	93.9777%	0.9994	-0.0596%	-0.06%
43	20-Mar-02	1	93.6913%	0.00%	93.9777%	0.9970	-0.2864%	-0.30%
44	21-Mar-02	1	94.1233%	0.00%	93.9777%	1.0015	0.1456%	0.15%
45	26-Mar-02	1	94.0630%	0.00%	93.9778%	1.0009	0.0852%	0.09%
46	27-Mar-02	1	93.9419%	0.00%	93.9778%	0.9996	-0.0358%	-0.04%
47	27-Mar-02	1	94.0860%	0.00%	93.9778%	1.0012	0.1082%	0.12%
48	27-Mar-02	1	94.1088%	0.00%	93.9778%	1.0014	0.1311%	0.14%
49	27-Mar-02	1	94.0407%	0.00%	93.9778%	1.0007	0.0630%	0.07%
50	28-Mar-02	1	93.9351%	0.00%	93.9778%	0.9995	-0.0427%	-0.05%
51	28-Mar-02	1	93.8853%	0.00%	93.9778%	0.9990	-0.0924%	-0.10%
52	28-Mar-02	1	94.0195%	0.00%	93.9778%	1.0004	0.0417%	0.04%
53	02-Apr-02	1	94.1394%	0.00%	93.9779%	1.0017	0.1616%	0.17%
54	02-Apr-02	1	93.9507%	0.00%	93.9779%	0.9997	-0.0272%	-0.03%
55	02-Apr-02	1	94.0101%	0.00%	93.9779%	1.0003	0.0322%	0.03%
56	02-Apr-02	1	94.0958%	0.00%	93.9779%	1.0013	0.1180%	0.13%
57	02-Apr-02	1	94.1830%	0.00%	93.9779%	1.0022	0.2051%	0.22%
58	02-Apr-02	1	94.1529%	0.00%	93.9779%	1.0019	0.1750%	0.19%
59	02-Apr-02	1	93.8534%	0.00%	93.9779%	0.9987	-0.1245%	-0.13%
60	03-Apr-02	1	93.8452%	0.00%	93.9779%	0.9986	-0.1327%	-0.14%
61	03-Apr-02	1	93.8245%	0.00%	93.9779%	0.9984	-0.1534%	-0.16%
62	07-Apr-02	1	93.9678%	0.00%	93.9780%	0.9999	-0.0101%	-0.01%
63	13-Apr-02	1	94.1991%	0.00%	93.9781%	1.0024	0.2210%	0.24%
64	14-Apr-02	1	94.0442%	0.00%	93.9781%	1.0007	0.0661%	0.07%
65	14-Apr-02	1	94.0998%	0.00%	93.9781%	1.0013	0.1217%	0.13%
66	15-Apr-02	1	93.9771%	0.00%	93.9781%	1.0000	-0.0010%	0.00%
67	18-Apr-02	1	94.0705%	0.00%	93.9781%	1.0010	0.0923%	0.10%
68	20-Apr-02	1	94.2410%	0.00%	93.9782%	1.0028	0.2628%	0.28%
69	23-Apr-02	1	94.1890%	0.00%	93.9782%	1.0022	0.2108%	0.22%
70	23-Apr-02	1	93.9764%	0.00%	93.9782%	1.0000	-0.0018%	0.00%
71	24-Apr-02	1	93.9810%	0.00%	93.9782%	1.0000	0.0027%	0.00%
72	25-Apr-02	1	93.9587%	0.00%	93.9783%	0.9998	-0.0195%	-0.02%
73	25-Apr-02	1	93.7356%	0.00%	93.9783%	0.9974	-0.2426%	-0.26%
74	25-Apr-02	1	93.6521%	0.00%	93.9783%	0.9965	-0.3261%	-0.35%
75	21-May-02	1	94.0065%	0.00%	93.9787%	1.0003	0.0278%	0.03%
76	21-May-02	1	94.0523%	0.00%	93.9787%	1.0008	0.0736%	0.08%
77	22-May-02	1	94.0095%	0.00%	93.9787%	1.0003	0.0308%	0.03%
78	23-May-02	1	94.0844%	0.00%	93.9787%	1.0011	0.1057%	0.11%

79	24-May-02	1	93.9983%	0.00%	93.9787%	1.0002	0.0195%	0.02%
80	25-May-02	1	93.7137%	0.00%	93.9788%	0.9972	-0.2650%	-0.28%
81	25-May-02	1	93.9053%	0.00%	93.9788%	0.9992	-0.0734%	-0.08%
82	26-May-02	1	93.7537%	0.00%	93.9788%	0.9976	-0.2251%	-0.24%
83	26-May-02	1	93.6949%	0.00%	93.9788%	0.9970	-0.2838%	-0.30%
84	26-May-02	1	94.0207%	0.00%	93.9788%	1.0004	0.0419%	0.04%
85	28-May-02	1	94.1573%	0.00%	93.9788%	1.0019	0.1784%	0.19%
86	29-May-02	1	93.8756%	0.00%	93.9788%	0.9989	-0.1032%	-0.11%
87	29-May-02	1	94.1226%	0.00%	93.9788%	1.0015	0.1438%	0.15%
88	30-May-02	1	93.7005%	0.00%	93.9788%	0.9970	-0.2783%	-0.30%
89	30-May-02	1	93.8001%	0.00%	93.9788%	0.9981	-0.1788%	-0.19%
90	31-May-02	1	93.6967%	0.00%	93.9789%	0.9970	-0.2821%	-0.30%
91	01-Jun-02	1	93.9052%	0.00%	93.9789%	0.9992	-0.0737%	-0.08%
92	01-Jun-02	1	94.0958%	0.00%	93.9789%	1.0012	0.1170%	0.12%
93	02-Jun-02	1	94.1391%	0.00%	93.9789%	1.0017	0.1602%	0.17%
94	02-Jun-02	1	94.1383%	0.00%	93.9789%	1.0017	0.1595%	0.17%
95	02-Jun-02	1	94.0771%	0.00%	93.9789%	1.0010	0.0982%	0.10%
96	04-Jun-02	1	93.8436%	0.00%	93.9789%	0.9986	-0.1353%	-0.14%
97	07-Jun-02	1	94.0776%	0.00%	93.9790%	1.0010	0.0987%	0.10%
98	08-Jun-02	1	93.7032%	0.00%	93.9790%	0.9971	-0.2758%	-0.29%
99	09-Jun-02	1	93.7960%	0.00%	93.9790%	0.9981	-0.1830%	-0.19%
100	14-Jun-02	1	94.2568%	0.00%	93.9791%	1.0030	0.2777%	0.30%
101	16-Jun-02	1	94.1327%	0.00%	93.9791%	1.0016	0.1536%	0.16%
102	16-Jun-02	1	93.8152%	0.00%	93.9791%	0.9983	-0.1640%	-0.17%
103	17-Jun-02	1	93.9377%	0.00%	93.9791%	0.9996	-0.0414%	-0.04%
104	18-Jun-02	1	93.9562%	0.00%	93.9791%	0.9998	-0.0230%	-0.02%
105	29-Jun-02	1	94.2703%	0.00%	93.9793%	1.0031	0.2909%	0.31%
106	01-Jul-02	1	94.2211%	0.00%	93.9794%	1.0026	0.2417%	0.26%
107	02-Jul-02	1	93.8739%	0.00%	93.9794%	0.9989	-0.1055%	-0.11%
108	02-Jul-02	1	94.1553%	0.00%	93.9794%	1.0019	0.1759%	0.19%
109	02-Jul-02	1	93.9335%	0.00%	93.9794%	0.9995	-0.0459%	-0.05%
110	02-Jul-02	1	93.7860%	0.00%	93.9794%	0.9979	-0.1934%	-0.21%
111	02-Jul-02	1	94.0790%	0.00%	93.9794%	1.0011	0.0996%	0.11%
112	02-Jul-02	1	94.0663%	0.00%	93.9794%	1.0009	0.0869%	0.09%
113	02-Jul-02	1	94.0618%	0.00%	93.9794%	1.0009	0.0824%	0.09%
114	02-Jul-02	1	93.7454%	0.00%	93.9794%	0.9975	-0.2339%	-0.25%
115	02-Jul-02	1	94.1598%	0.00%	93.9794%	1.0019	0.1804%	0.19%
116	02-Jul-02	1	94.1924%	0.00%	93.9794%	1.0023	0.2130%	0.23%
117	03-Jul-02	1	93.8564%	0.00%	93.9794%	0.9987	-0.1230%	-0.13%
118	06-Jul-02	1	94.0469%	0.00%	93.9794%	1.0007	0.0675%	0.07%
119	06-Jul-02	1	94.2722%	0.00%	93.9794%	1.0031	0.2928%	0.31%
120	07-Jul-02	1	94.0461%	0.00%	93.9795%	1.0007	0.0666%	0.07%
121	08-Jul-02	1	94.3079%	0.00%	93.9795%	1.0035	0.3285%	0.35%
122	09-Jul-02	1	93.8724%	0.00%	93.9795%	0.9989	-0.1071%	-0.11%
123	09-Jul-02	1	94.2622%	0.00%	93.9795%	1.0030	0.2827%	0.30%
124	19-Jul-02	1	94.0539%	0.00%	93.9797%	1.0008	0.0742%	0.08%
125	20-Jul-02	1	94.2079%	0.00%	93.9797%	1.0024	0.2282%	0.24%
126	20-Jul-02	1	94.2513%	0.00%	93.9797%	1.0029	0.2716%	0.29%
127	21-Jul-02	1	94.1454%	0.00%	93.9797%	1.0018	0.1657%	0.18%
128	22-Jul-02	1	93.8088%	0.00%	93.9797%	0.9982	-0.1709%	-0.18%

129	25-Jul-02	1	94.0347%	0.00%	93.9798%	1.0006	0.0549%	0.06%
130	25-Jul-02	1	93.8516%	0.00%	93.9798%	0.9986	-0.1282%	-0.14%
131	25-Jul-02	1	93.8175%	0.00%	93.9798%	0.9983	-0.1623%	-0.17%
132	25-Jul-02	1	93.7595%	0.00%	93.9798%	0.9977	-0.2202%	-0.23%
133	25-Jul-02	1	93.8266%	0.00%	93.9798%	0.9984	-0.1531%	-0.16%
134	29-Jul-02	1	94.0545%	0.00%	93.9798%	1.0008	0.0747%	0.08%
135	30-Jul-02	1	94.0041%	0.00%	93.9798%	1.0003	0.0243%	0.03%
136	30-Jul-02	1	94.2204%	0.00%	93.9798%	1.0026	0.2405%	0.26%
137	30-Jul-02	1	94.2260%	0.00%	93.9798%	1.0026	0.2462%	0.26%
138	30-Jul-02	1	93.7878%	0.00%	93.9798%	0.9980	-0.1920%	-0.20%
139	31-Jul-02	1	93.9950%	0.00%	93.9799%	1.0002	0.0151%	0.02%
140	31-Jul-02	1	93.9170%	0.00%	93.9799%	0.9993	-0.0628%	-0.07%
141	01-Aug-02	1	94.0249%	0.00%	93.9799%	1.0005	0.0450%	0.05%
142	05-Aug-02	1	93.9450%	0.00%	93.9799%	0.9996	-0.0349%	-0.04%
143	07-Aug-02	1	94.2935%	0.00%	93.9800%	1.0033	0.3136%	0.33%
144	08-Aug-02	1	94.0063%	0.00%	93.9800%	1.0003	0.0263%	0.03%
145	09-Aug-02	1	94.1769%	0.00%	93.9800%	1.0021	0.1969%	0.21%
146	12-Aug-02	1	94.0418%	0.00%	93.9801%	1.0007	0.0618%	0.07%
147	12-Aug-02	1	94.0796%	0.00%	93.9801%	1.0011	0.0996%	0.11%
148	04-Sep-02	1	94.1021%	0.00%	93.9804%	1.0013	0.1217%	0.13%
149	05-Sep-02	1	94.0448%	0.00%	93.9804%	1.0007	0.0644%	0.07%
150	06-Sep-02	1	94.0248%	0.00%	93.9805%	1.0005	0.0443%	0.05%
151	07-Sep-02	1	93.8579%	0.00%	93.9805%	0.9987	-0.1226%	-0.13%
152	08-Sep-02	1	93.7830%	0.00%	93.9805%	0.9979	-0.1975%	-0.21%
153	08-Sep-02	1	93.9888%	0.00%	93.9805%	1.0001	0.0083%	0.01%
154	08-Sep-02	1	93.8007%	0.00%	93.9805%	0.9981	-0.1798%	-0.19%
155	09-Sep-02	1	94.1231%	0.00%	93.9805%	1.0015	0.1426%	0.15%
156	11-Sep-02	1	93.8403%	0.00%	93.9805%	0.9985	-0.1403%	-0.15%
157	13-Sep-02	1	94.0567%	0.00%	93.9806%	1.0008	0.0761%	0.08%
158	14-Sep-02	1	93.8255%	0.00%	93.9806%	0.9983	-0.1551%	-0.17%
159	15-Sep-02	1	93.6766%	0.00%	93.9806%	0.9968	-0.3040%	-0.32%
160	16-Sep-02	1	94.2080%	0.00%	93.9806%	1.0024	0.2274%	0.24%
161	18-Sep-02	1	93.8984%	0.00%	93.9807%	0.9991	-0.0822%	-0.09%
162	18-Sep-02	1	93.9768%	0.00%	93.9807%	1.0000	-0.0039%	0.00%
163	19-Sep-02	1	93.9828%	0.00%	93.9807%	1.0000	0.0021%	0.00%
164	21-Sep-02	1	93.7691%	0.00%	93.9807%	0.9977	-0.2116%	-0.23%
165	22-Sep-02	1	93.8867%	0.00%	93.9807%	0.9990	-0.0940%	-0.10%
166	24-Sep-02	1	94.0828%	0.00%	93.9808%	1.0011	0.1020%	0.11%
167	01-Oct-02	1	94.1100%	0.00%	93.9809%	1.0014	0.1291%	0.14%
168	03-Oct-02	1	93.8396%	0.00%	93.9809%	0.9985	-0.1413%	-0.15%
169	31-Oct-02	1	93.8439%	0.00%	93.9814%	0.9985	-0.1374%	-0.15%
170	31-Oct-02	1	93.7776%	0.00%	93.9814%	0.9978	-0.2038%	-0.22%
171	04-Nov-02	1	93.9614%	0.00%	93.9814%	0.9998	-0.0200%	-0.02%
172	04-Nov-02	1	94.0321%	0.00%	93.9814%	1.0005	0.0507%	0.05%
173	05-Nov-02	1	94.0130%	0.00%	93.9814%	1.0003	0.0315%	0.03%
174	06-Nov-02	1	94.1749%	0.00%	93.9815%	1.0021	0.1934%	0.21%
175	06-Nov-02	1	94.1871%	0.00%	93.9815%	1.0022	0.2056%	0.22%
176	14-Nov-02	1	93.8474%	0.00%	93.9816%	0.9986	-0.1342%	-0.14%
177	21-Nov-02	1	93.9352%	0.00%	93.9817%	0.9995	-0.0465%	-0.05%
178	21-Nov-02	1	94.0103%	0.00%	93.9817%	1.0003	0.0286%	0.03%

179	22-Nov-02	1	93.8903%	0.00%	93.9817%	0.9990	-0.0914%	-0.10%
180	22-Nov-02	1	93.9393%	0.00%	93.9817%	0.9995	-0.0424%	-0.05%
181	22-Nov-02	1	93.8100%	0.00%	93.9817%	0.9982	-0.1717%	-0.18%
182	23-Nov-02	1	93.9340%	0.00%	93.9817%	0.9995	-0.0478%	-0.05%
183	23-Nov-02	1	93.9561%	0.00%	93.9817%	0.9997	-0.0256%	-0.03%
184	23-Nov-02	1	93.9504%	0.00%	93.9817%	0.9997	-0.0314%	-0.03%
185	24-Nov-02	1	93.8029%	0.00%	93.9817%	0.9981	-0.1788%	-0.19%
186	24-Nov-02	1	93.8570%	0.00%	93.9817%	0.9987	-0.1248%	-0.13%
187	24-Nov-02	1	93.8910%	0.00%	93.9817%	0.9990	-0.0908%	-0.10%
188	25-Nov-02	1	94.1102%	0.00%	93.9818%	1.0014	0.1284%	0.14%
189	26-Nov-02	1	94.0819%	0.00%	93.9818%	1.0011	0.1001%	0.11%
190	26-Nov-02	1	93.9864%	0.00%	93.9818%	1.0000	0.0046%	0.00%
191	27-Nov-02	1	93.8728%	0.00%	93.9818%	0.9988	-0.1090%	-0.12%
192	27-Nov-02	1	93.8345%	0.00%	93.9818%	0.9984	-0.1473%	-0.16%
193	27-Nov-02	1	93.6868%	0.00%	93.9818%	0.9969	-0.2950%	-0.31%
194	27-Nov-02	1	93.9168%	0.00%	93.9818%	0.9993	-0.0650%	-0.07%
195	28-Nov-02	1	93.8963%	0.00%	93.9818%	0.9991	-0.0855%	-0.09%
196	28-Nov-02	1	93.9251%	0.00%	93.9818%	0.9994	-0.0568%	-0.06%
197	28-Nov-02	1	93.7313%	0.00%	93.9818%	0.9973	-0.2505%	-0.27%
198	28-Nov-02	1	93.9738%	0.00%	93.9818%	0.9999	-0.0081%	-0.01%
199	29-Nov-02	1	93.9289%	0.00%	93.9818%	0.9994	-0.0530%	-0.06%
200	29-Nov-02	1	93.9688%	0.00%	93.9818%	0.9999	-0.0131%	-0.01%
201	30-Nov-02	1	93.8152%	0.00%	93.9818%	0.9982	-0.1667%	-0.18%
202	01-Dec-02	1	94.1131%	0.00%	93.9819%	1.0014	0.1312%	0.14%
203	01-Dec-02	1	93.8800%	0.00%	93.9819%	0.9989	-0.1019%	-0.11%
204	02-Dec-02	1	93.7476%	0.00%	93.9819%	0.9975	-0.2343%	-0.25%
205	03-Dec-02	1	94.0399%	0.00%	93.9819%	1.0006	0.0580%	0.06%
206	04-Dec-02	1	94.0049%	0.00%	93.9819%	1.0002	0.0230%	0.02%
207	05-Dec-02	1	93.8689%	0.00%	93.9819%	0.9988	-0.1131%	-0.12%
208	05-Dec-02	1	94.0094%	0.00%	93.9819%	1.0003	0.0275%	0.03%
209	06-Dec-02	1	93.8836%	0.00%	93.9819%	0.9990	-0.0984%	-0.10%
210	07-Dec-02	1	93.8869%	0.00%	93.9820%	0.9990	-0.0951%	-0.10%
211	07-Dec-02	1	93.8064%	0.00%	93.9820%	0.9981	-0.1755%	-0.19%
212	07-Dec-02	1	93.8286%	0.00%	93.9820%	0.9984	-0.1534%	-0.16%
213	08-Dec-02	1	93.9090%	0.00%	93.9820%	0.9992	-0.0730%	-0.08%
214	08-Dec-02	1	94.0370%	0.00%	93.9820%	1.0006	0.0550%	0.06%
215	08-Dec-02	1	93.9111%	0.00%	93.9820%	0.9992	-0.0708%	-0.08%
216	09-Dec-02	1	94.0580%	0.00%	93.9820%	1.0008	0.0760%	0.08%
217	10-Dec-02	1	94.1196%	0.00%	93.9820%	1.0015	0.1376%	0.15%
218	11-Dec-02	1	93.9012%	0.00%	93.9820%	0.9991	-0.0808%	-0.09%
219	11-Dec-02	1	93.8618%	0.00%	93.9820%	0.9987	-0.1203%	-0.13%
220	12-Dec-02	1	93.7745%	0.00%	93.9820%	0.9978	-0.2076%	-0.22%
221	12-Dec-02	1	94.0020%	0.00%	93.9820%	1.0002	0.0200%	0.02%
222	13-Dec-02	1	93.9217%	0.00%	93.9821%	0.9994	-0.0603%	-0.06%
223	13-Dec-02	1	93.8495%	0.00%	93.9821%	0.9986	-0.1326%	-0.14%
224	13-Dec-02	1	93.7344%	0.00%	93.9821%	0.9974	-0.2476%	-0.26%
225	14-Dec-02	1	93.9546%	0.00%	93.9821%	0.9997	-0.0275%	-0.03%
226	14-Dec-02	1	94.0043%	0.00%	93.9821%	1.0002	0.0222%	0.02%
227	15-Dec-02	1	93.9882%	0.00%	93.9821%	1.0001	0.0061%	0.01%
228	16-Dec-02	1	93.9657%	0.00%	93.9821%	0.9998	-0.0164%	-0.02%

229	16-Dec-02	1	93.7915%	0.00%	93.9821%	0.9980	-0.1906%	-0.20%
230	17-Dec-02	1	93.9044%	0.00%	93.9821%	0.9992	-0.0777%	-0.08%
231	17-Dec-02	1	93.8645%	0.00%	93.9821%	0.9987	-0.1176%	-0.13%
232	17-Dec-02	1	94.0695%	0.00%	93.9821%	1.0009	0.0874%	0.09%
233	17-Dec-02	1	93.8815%	0.00%	93.9821%	0.9989	-0.1007%	-0.11%
234	18-Dec-02	1	93.9794%	0.00%	93.9821%	1.0000	-0.0027%	0.00%
235	18-Dec-02	1	94.0443%	0.00%	93.9821%	1.0007	0.0622%	0.07%
236	19-Dec-02	1	93.9243%	0.00%	93.9822%	0.9994	-0.0578%	-0.06%
237	19-Dec-02	1	94.0618%	0.00%	93.9822%	1.0008	0.0796%	0.08%
238	20-Dec-02	1	93.8253%	0.00%	93.9822%	0.9983	-0.1569%	-0.17%
239	21-Dec-02	1	93.9642%	0.00%	93.9822%	0.9998	-0.0180%	-0.02%
240	21-Dec-02	1	93.9776%	0.00%	93.9822%	1.0000	-0.0046%	0.00%
241	22-Dec-02	1	93.9579%	0.00%	93.9822%	0.9997	-0.0243%	-0.03%
242	22-Dec-02	1	93.7069%	0.00%	93.9822%	0.9971	-0.2753%	-0.29%
243	23-Dec-02	1	94.0403%	0.00%	93.9822%	1.0006	0.0581%	0.06%
244	23-Dec-02	1	94.0694%	0.00%	93.9822%	1.0009	0.0872%	0.09%
245	24-Dec-02	1	94.0898%	0.00%	93.9822%	1.0011	0.1076%	0.11%
246	24-Dec-02	1	93.9148%	0.00%	93.9822%	0.9993	-0.0674%	-0.07%
247	24-Dec-02	1	93.9198%	0.00%	93.9822%	0.9993	-0.0625%	-0.07%
248	25-Dec-02	1	94.0134%	0.00%	93.9823%	1.0003	0.0312%	0.03%
249	26-Dec-02	1	93.8705%	0.00%	93.9823%	0.9988	-0.1118%	-0.12%
250	28-Dec-02	1	93.9687%	0.00%	93.9823%	0.9999	-0.0136%	-0.01%
251	29-Dec-02	1	93.8331%	0.00%	93.9823%	0.9984	-0.1492%	-0.16%
252	29-Dec-02	1	93.9819%	0.00%	93.9823%	1.0000	-0.0004%	0.00%
253	29-Dec-02	1	93.9317%	0.00%	93.9823%	0.9995	-0.0506%	-0.05%
254	30-Dec-02	1	93.9073%	0.00%	93.9823%	0.9992	-0.0750%	-0.08%
255	30-Dec-02	1	93.8610%	0.00%	93.9823%	0.9987	-0.1214%	-0.13%
256	31-Dec-02	1	93.9217%	0.00%	93.9823%	0.9994	-0.0606%	-0.06%
257	31-Dec-02	1	93.8435%	0.00%	93.9823%	0.9985	-0.1389%	-0.15%

Statistical outliers are in **bold**,
and are not included in graphs
and tables.

RESULTS OF ANALYSIS OF 240-Pu DATA

1st QUARTER 2002 Calex 1

	HANFORD	LLNL	LANL	RFAL	SRS
Mean error (weight %)	0.0548%	-0.0154%	0.1418%	0.1308%	0.0808%
Standard Deviation (weight %)	0.0335%	0.0242%	0.1357%	0.1034%	0.1796%
Uncertainty in the Mean (weight %)	0.0050%	0.0057%	0.0296%	0.0422%	0.0249%
Mean Error (%)	0.93%	-0.26%	2.42%	2.23%	1.38%
Standard Deviation (%)	0.57%	0.41%	2.32%	1.76%	3.06%
Uncertainty in the Mean (%)	0.09%	0.10%	0.51%	0.72%	0.43%
Number of Data Points	45	18	21	6	52

Difference from Last Quarter in:

Mean error (weight %)	0.0036%	0.0029%	0.0267%	0.0841%	-0.1313%
Standard Deviation (weight %)	0.0093%	-0.0002%	0.0106%	-0.0502%	-0.1867%
Uncertainty in the Mean (weight %)	0.0014%	0.0000%	-0.0017%	-0.0265%	-0.0274%
Mean Error (%)	0.06%	0.05%	0.46%	1.43%	-2.24%
Standard Deviation (%)	0.16%	0.00%	0.18%	-0.86%	-3.19%
Uncertainty in the Mean (%)	0.02%	0.00%	-0.03%	-0.45%	-0.47%
Number of Data Points	-1	0	5	1	3

RESULTS OF ANALYSIS OF 240-Pu DATA

2nd QUARTER 2002 Calex 1

	HANFORD	LLNL	LANL	RFAL	SRS
Mean error (weight %)	0.0453%	-0.0095%	0.1323%	-0.0140%	-0.0021%
Standard Deviation (weight %)	0.0275%	0.0218%	0.1161%	0.2003%	0.1657%
Uncertainty in the Mean (weight %)	0.0042%	0.0040%	0.0260%	0.0896%	0.0228%
Mean Error (%)	0.77%	-0.16%	2.26%	-0.24%	-0.04%
Standard Deviation (%)	0.47%	0.37%	1.98%	3.42%	2.83%
Uncertainty in the Mean (%)	0.07%	0.07%	0.44%	1.53%	0.39%
Number of Data Points	42	30	20	5	53

Difference from Last Quarter in:

Mean error (weight %)	-0.0094%	0.0059%	-0.0095%	-0.1449%	-0.0829%
Standard Deviation (weight %)	-0.0060%	-0.0024%	-0.0196%	0.0969%	-0.0139%
Uncertainty in the Mean (weight %)	-0.0007%	-0.0017%	-0.0037%	0.0474%	-0.0021%
Mean Error (%)	-0.16%	0.10%	-0.16%	-2.47%	-1.41%
Standard Deviation (%)	-0.10%	-0.04%	-0.34%	1.65%	-0.24%
Uncertainty in the Mean (%)	-0.01%	-0.03%	-0.06%	0.81%	-0.04%
Number of Data Points	-3	12	-1	-1	1

RESULTS OF ANALYSIS OF 240-Pu DATA
 3rd QUARTER 2002 Calex 1

	HANFORD	LLNL	LANL	RFAL	SRS
Mean error (weight %)	0.0584%	-0.0174%	0.0897%	-0.1201%	-0.0275%
Standard Deviation (weight %)	0.0342%	0.0197%	0.1429%	0.2180%	0.1630%
Uncertainty in the Mean (weight %)	0.0053%	0.0033%	0.0312%	0.0657%	0.0209%
Mean Error (%)	1.00%	-0.30%	1.53%	-2.05%	-0.47%
Standard Deviation (%)	0.58%	0.34%	2.44%	3.72%	2.78%
Uncertainty in the Mean (%)	0.09%	0.06%	0.53%	1.12%	0.36%
Number of Data Points	42	35	21	11	61

Difference from Last Quarter in:

Mean error (weight %)	0.0130%	-0.0079%	-0.0426%	-0.1061%	-0.0254%
Standard Deviation (weight %)	0.0067%	-0.0021%	0.0268%	0.0177%	-0.0028%
Uncertainty in the Mean (weight %)	0.0010%	-0.0006%	0.0052%	-0.0238%	-0.0019%
Mean Error (%)	0.22%	-0.13%	-0.73%	-1.81%	-0.43%
Standard Deviation (%)	0.11%	-0.04%	0.46%	0.30%	-0.05%
Uncertainty in the Mean (%)	0.02%	-0.01%	0.09%	-0.41%	-0.03%
Number of Data Points	0	5	1	6	8

RESULTS OF ANALYSIS OF 240-Pu DATA
4th QUARTER 2002 Calex 1

	HANFORD	LLNL	LANL	RFAL	SRS
Mean error (weight %)	0.0532%	-0.0101%	0.0209%	-0.0426%	0.0541%
Standard Deviation (weight %)	0.0333%	0.0248%	0.1042%	0.3209%	0.1058%
Uncertainty in the Mean (weight %)	0.0053%	0.0055%	0.0260%	0.0802%	0.0111%
Mean Error (%)	0.91%	-0.17%	0.36%	-0.73%	0.92%
Standard Deviation (%)	0.57%	0.42%	1.78%	5.48%	1.80%
Uncertainty in the Mean (%)	0.09%	0.09%	0.44%	1.37%	0.19%
Number of Data Points	40	20	16	16	91

Difference from Last Quarter in:

Mean error (weight %)	-0.0052%	0.0073%	-0.0688%	0.0775%	0.0815%
Standard Deviation (weight %)	-0.0009%	0.0050%	-0.0387%	0.1029%	-0.0572%
Uncertainty in the Mean (weight %)	0.0000%	0.0022%	-0.0051%	0.0145%	-0.0098%
Mean Error (%)	-0.09%	0.12%	-1.17%	1.32%	1.39%
Standard Deviation (%)	-0.02%	0.09%	-0.66%	1.76%	-0.98%
Uncertainty in the Mean (%)	0.00%	0.04%	-0.09%	0.25%	-0.17%
Number of Data Points	-2	-15	-5	5	30

RESULTS OF ANALYSIS OF 240-Pu DATA
 2nd QUARTER 2002 Calex 2

	HANFORD	LLNL	LANL	RFAL	SRS
Mean error (weight %)	****	0.0670%	****	****	****
Standard Deviation (weight %)	****	0.0523%	****	****	****
Uncertainty in the Mean (weight %)	****	0.0317%	****	****	****
Mean Error (%)	****	0.55%	****	****	****
Standard Deviation (%)	****	0.43%	****	****	****
Uncertainty in the Mean (%)	****	0.26%	****	****	****
Number of Data Points	****	2	****	****	****

Difference from Last Quarter in:

Mean error (weight %)	****	****	****	****	****
Standard Deviation (weight %)	****	****	****	****	****
Uncertainty in the Mean (weight %)	****	****	****	****	****
Mean Error (%)	****	****	****	****	****
Standard Deviation (%)	****	****	****	****	****
Uncertainty in the Mean (%)	****	****	****	****	****
Number of Data Points	0	2	0	0	0

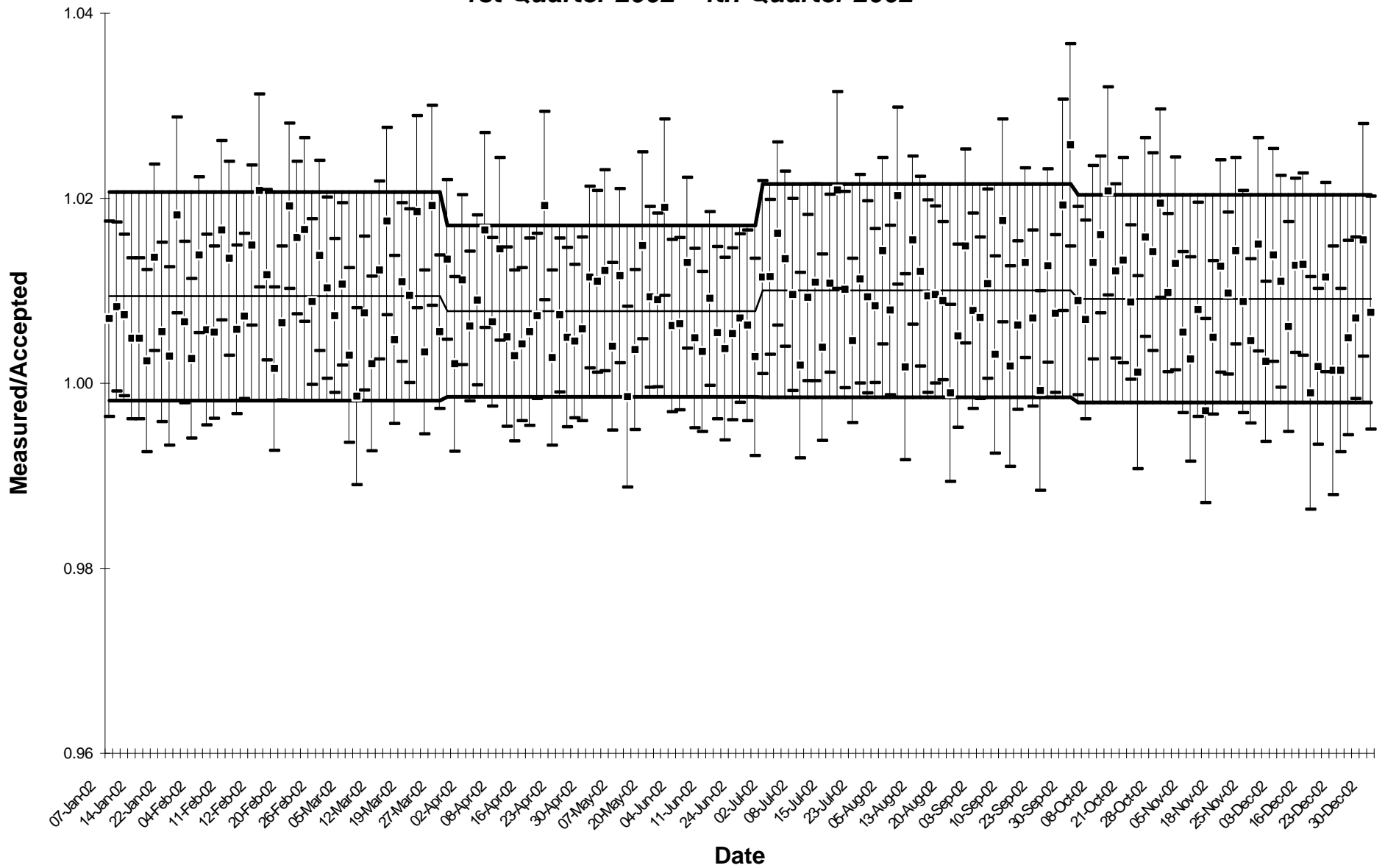
RESULTS OF ANALYSIS OF 240-Pu DATA
 3rd QUARTER 2002 Calex 2

	HANFORD	LLNL	LANL	RFAL	SRS
Mean error (weight %)	****	0.0175%	****	****	****
Standard Deviation (weight %)	****	0.0297%	****	****	****
Uncertainty in the Mean (weight %)	****	0.0298%	****	****	****
Mean Error (%)	****	0.14%	****	****	****
Standard Deviation (%)	****	0.24%	****	****	****
Uncertainty in the Mean (%)	****	0.24%	****	****	****
Number of Data Points	****	2	****	****	****

Difference from Last Quarter in:

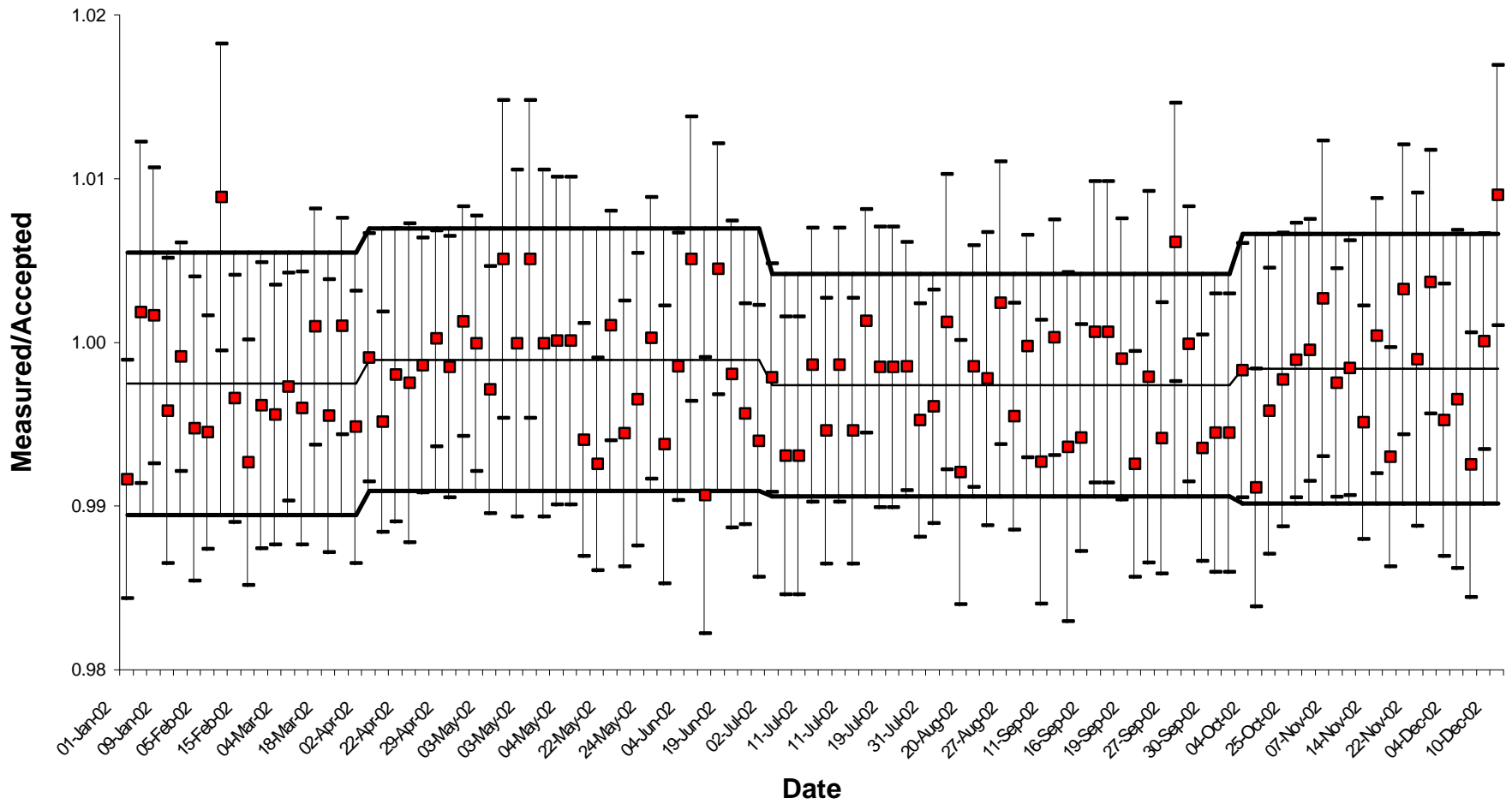
Mean error (weight %)	****	-0.0495%	****	****	****
Standard Deviation (weight %)	****	-0.0227%	****	****	****
Uncertainty in the Mean (weight %)	****	-0.0019%	****	****	****
Mean Error (%)	****	-0.41%	****	****	****
Standard Deviation (%)	****	-0.19%	****	****	****
Uncertainty in the Mean (%)	****	-0.01%	****	****	****
Number of Data Points	0	0	0	0	0

HANFORD
240-Pu
1st Quarter 2002 - 4th Quarter 2002



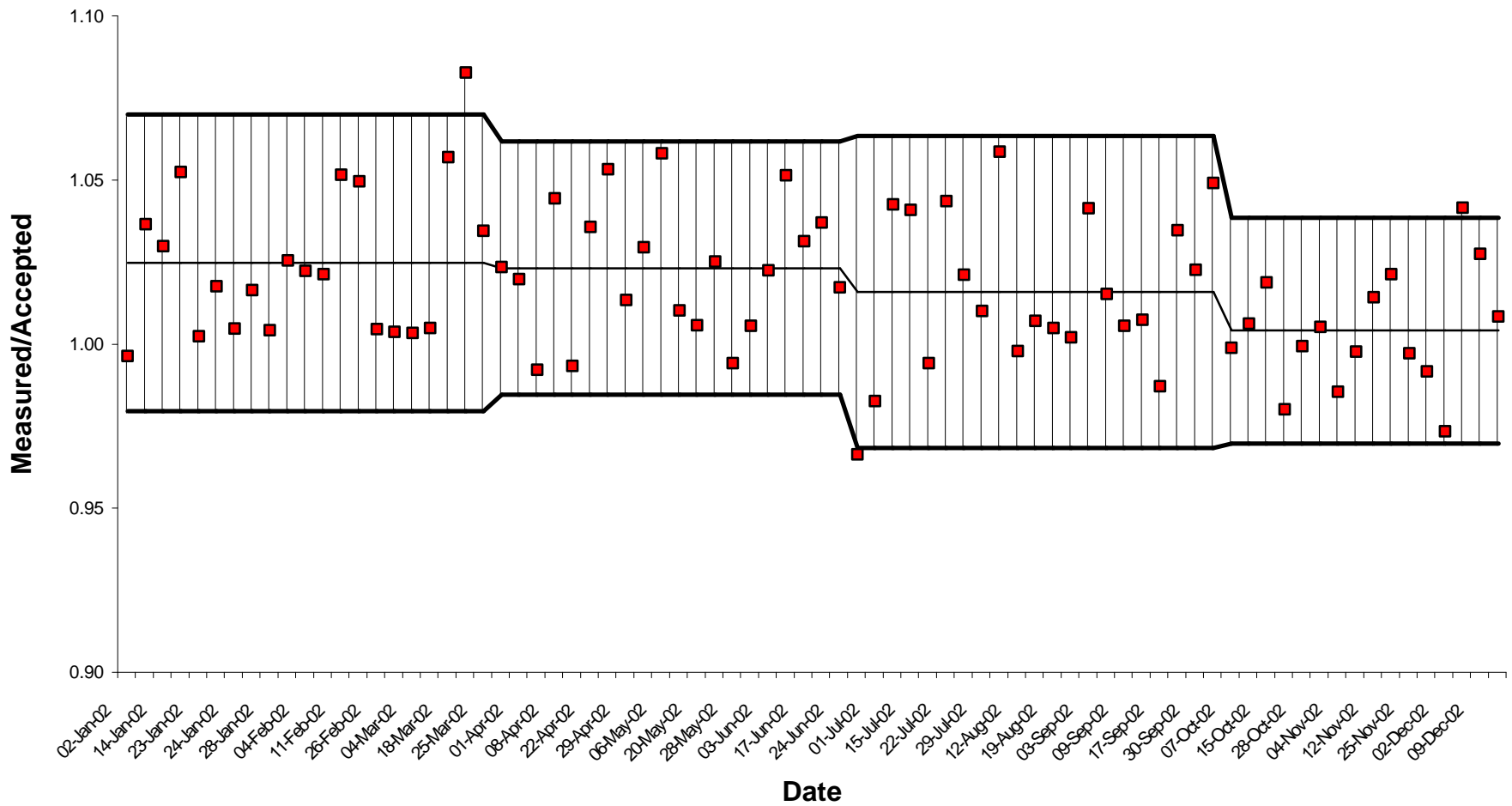
All standard deviation and uncertainty limits are at two sigma.

LAWRENCE LIVERMORE
240-Pu, Calex 1
1st Quarter 2002 - 4th Quarter 2002



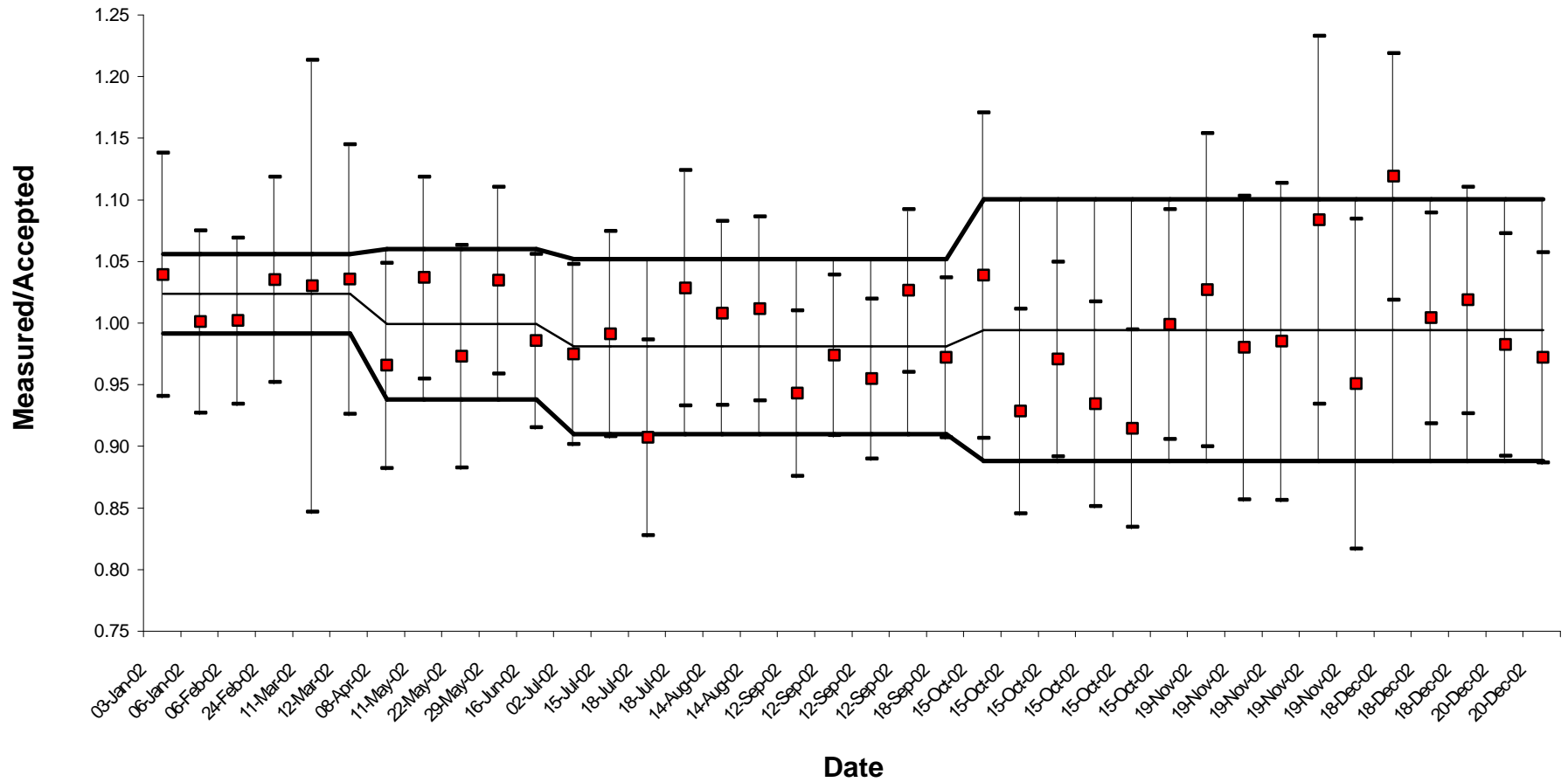
All standard deviation and uncertainty limits are at two sigma.

LOS ALAMOS
240-Pu
1st Quarter 2002 - 4th Quarter 2002



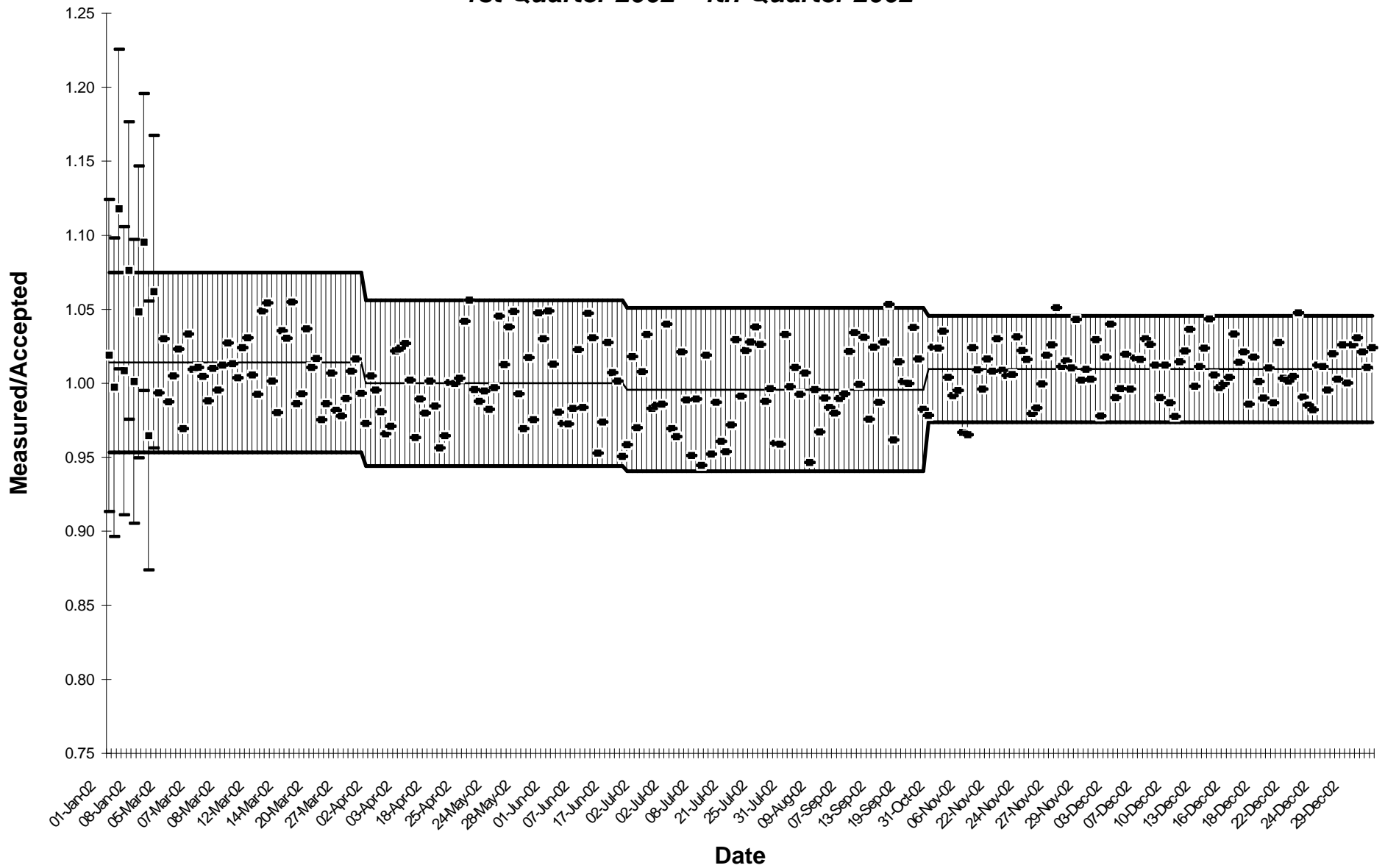
All standard deviation and uncertainty limits are at two sigma.

ROCKY FLATS - ANALYTICAL LAB
240-Pu
1st Quarter 2002 - 4th Quarter 2002



All standard deviation and uncertainty limits are at two sigma.

SAVANNAH RIVER
240-Pu
1st Quarter 2002 - 4th Quarter 2002



All standard deviation and uncertainty limits are at two sigma.

RESULTS OF ANALYSIS OF 240-Pu DATA
2002 Calex 1

	HANFORD	LLNL	LANL	RFAL	SRS
Mean error (weight %)	0.0530%	-0.0134%	0.1006%	-0.0339%	0.2855%
Standard Deviation (weight %)	0.0323%	0.0221%	0.1327%	0.2590%	1.5457%
Uncertainty in the Mean (weight %)	0.0025%	0.0022%	0.0150%	0.0420%	0.0964%
Mean Error (%)	0.90%	-0.23%	1.72%	-0.58%	0.49%
Standard Deviation (%)	0.55%	0.38%	2.26%	4.42%	2.64%
Uncertainty in the Mean (%)	0.04%	0.04%	0.26%	0.72%	0.16%
Number of Data Points	169	103	78	38	257
Number of Outliers	0	0	0	0	0

Difference from Last Year in:

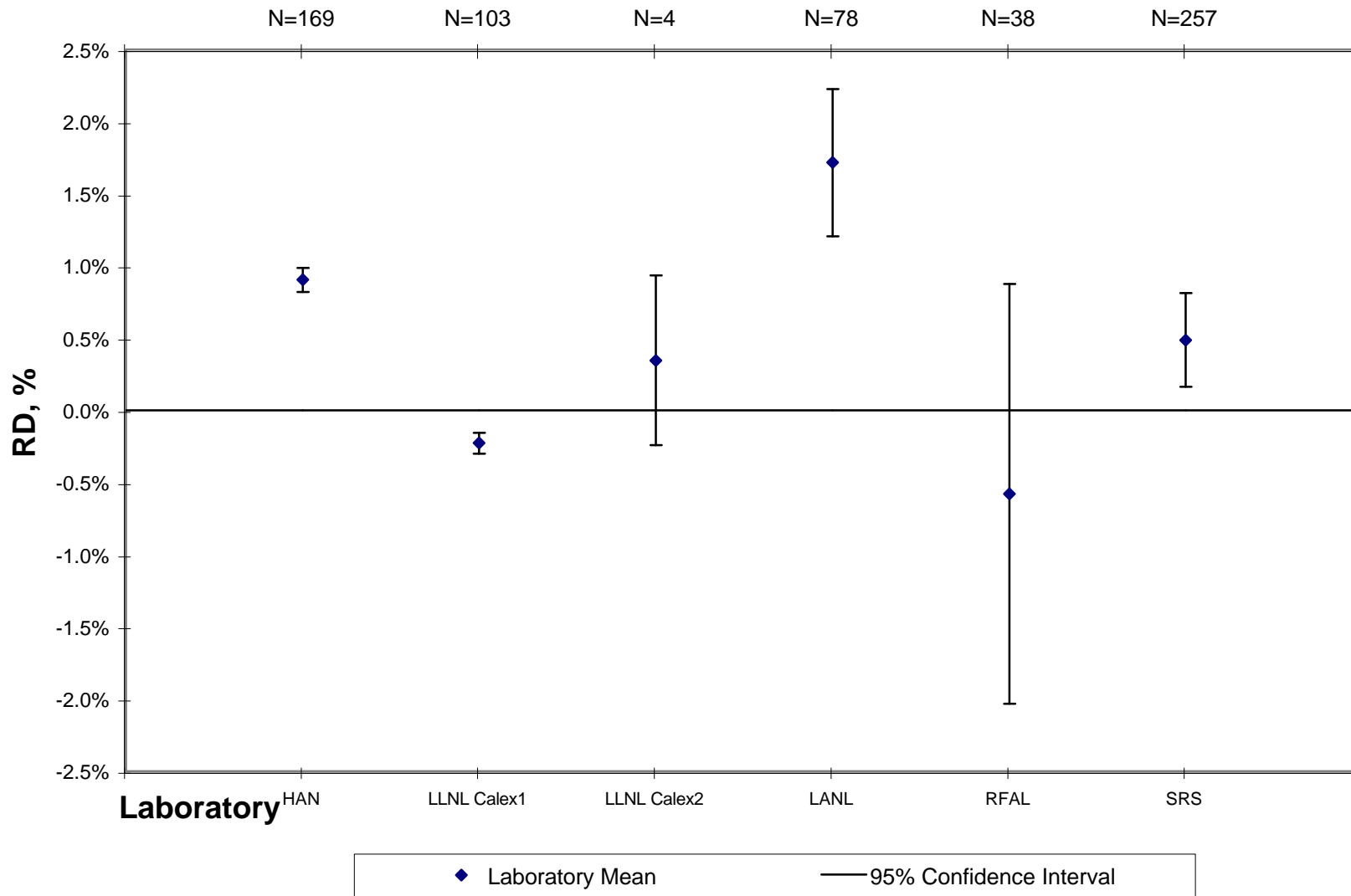
Mean error (weight %)	-0.0004%	0.0012%	-0.0076%	-0.0147%	-1.7194%
Standard Deviation (weight %)	0.0058%	0.0005%	0.0139%	0.0842%	-1.4646%
Uncertainty in the Mean (weight %)	0.0006%	-0.0006%	0.0008%	0.0047%	-0.1646%
Mean Error (%)	-0.01%	0.02%	-0.13%	-0.25%	-2.93%
Standard Deviation (%)	0.10%	0.01%	0.24%	1.44%	-2.50%
Uncertainty in the Mean (%)	0.01%	-0.01%	0.01%	0.08%	-0.28%
Number of Data Points	-27	41	8	16	124
Number of Outliers	-1	-2	0	0	-1

RESULTS OF ANALYSIS OF 240-Pu DATA 2002 Calex 2

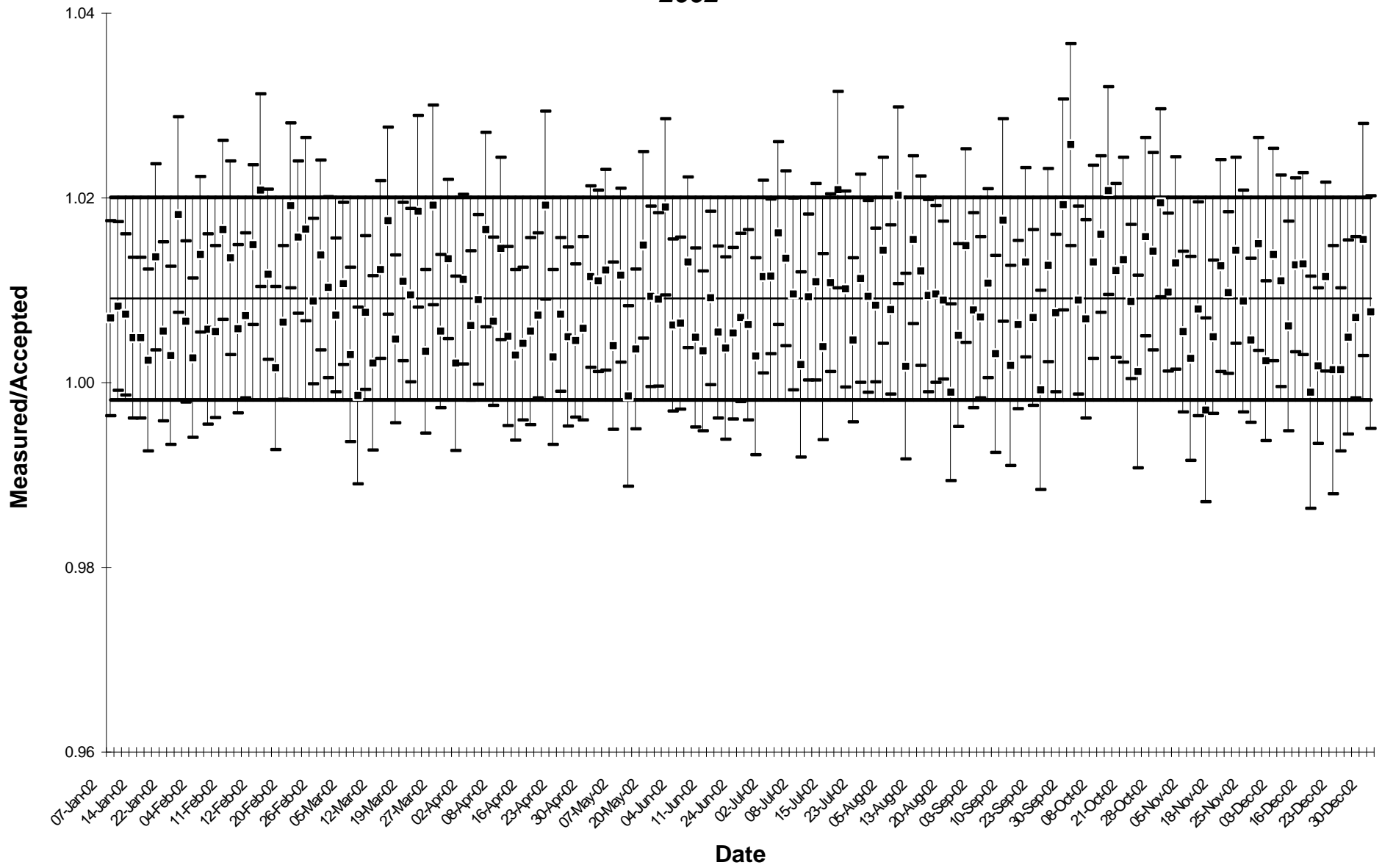
	HANFORD	LLNL	LANL	RFAL	SRS
Mean error (weight %)	****	0.0423%	****	****	****
Standard Deviation (weight %)	****	0.0450%	****	****	****
Uncertainty in the Mean (weight %)	****	0.0225%	****	****	****
Mean Error (%)	****	0.35%	****	****	****
Standard Deviation (%)	****	0.37%	****	****	****
Uncertainty in the Mean (%)	****	0.18%	****	****	****
Number of Data Points	****	4	****	****	****
Number of Outliers	****	0	****	****	****
Difference from Last Year in:					
Mean error (weight %)	****	****	****	****	****
Standard Deviation (weight %)	****	****	****	****	****
Uncertainty in the Mean (weight %)	****	****	****	****	****
Mean Error (%)	****	****	****	****	****
Standard Deviation (%)	****	****	****	****	****
Uncertainty in the Mean (%)	****	****	****	****	****
Number of Data Points	0	4	0	0	0
Number of Outliers	0	0	0	0	0

New Brunswick Laboratory Calorimetry Exchange Program

Percent ^{240}Pu , 2002

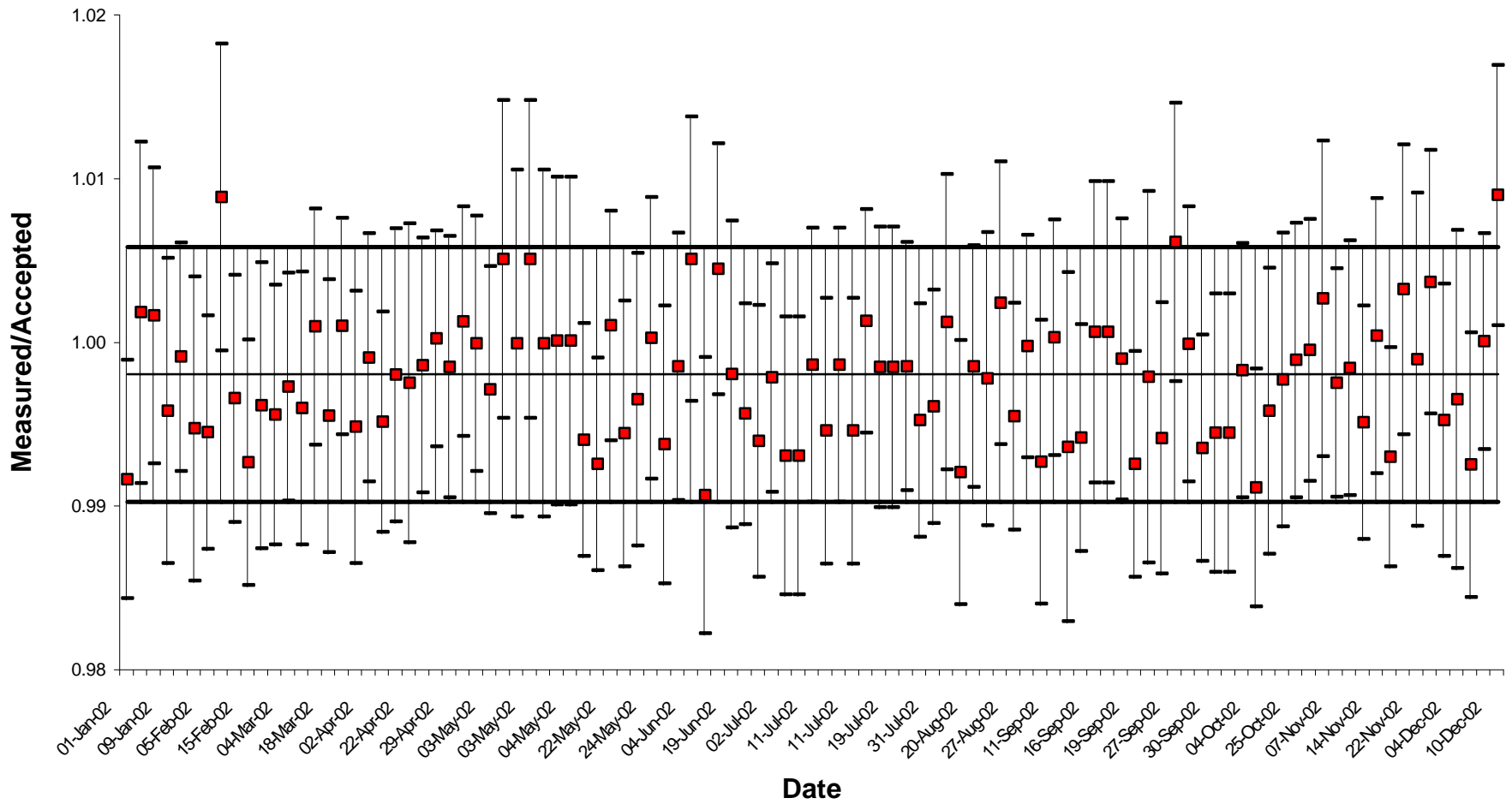


**HANFORD
240-Pu
2002**



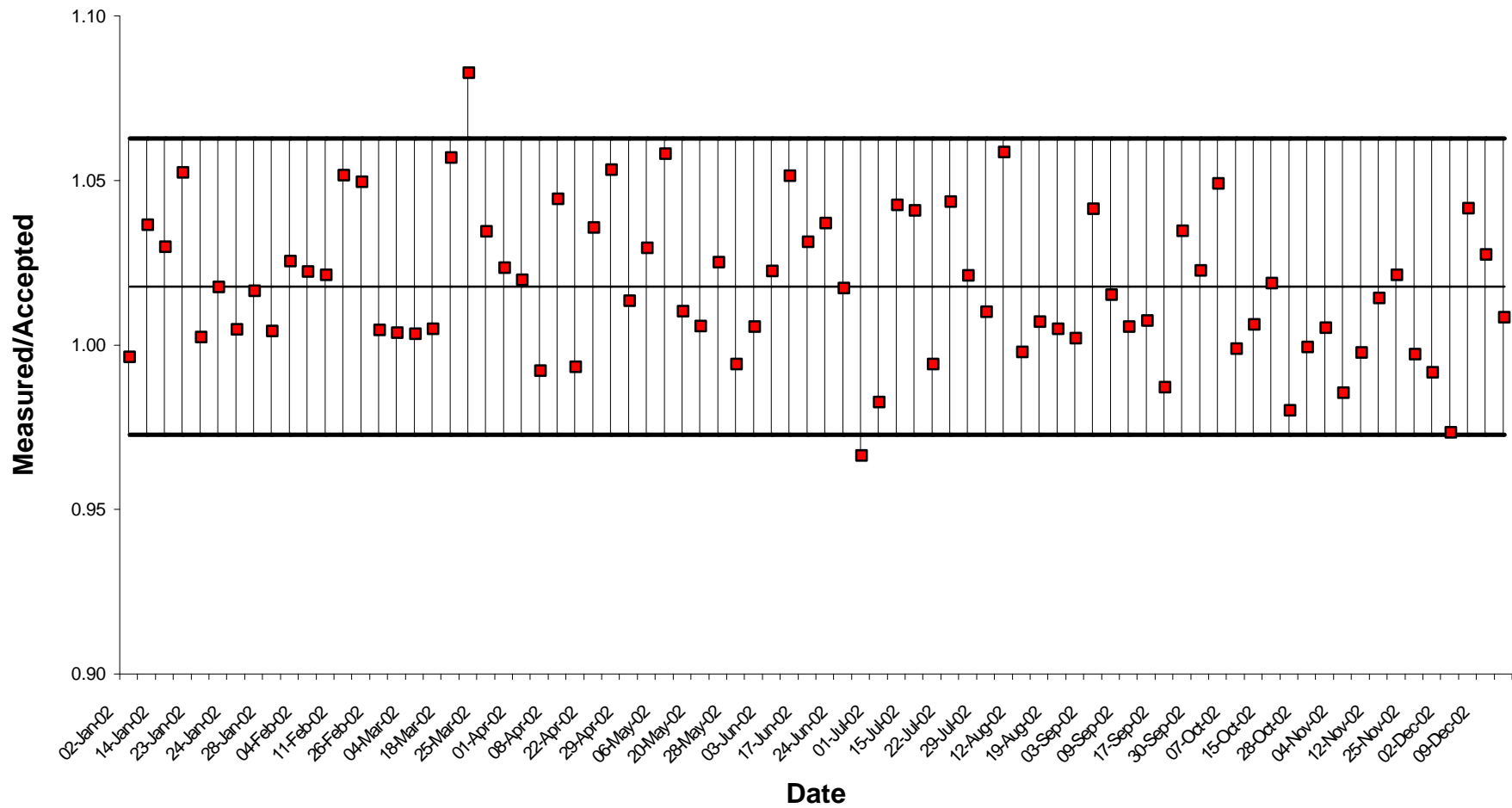
All standard deviation and uncertainty limits are at two sigma.

LAWRENCE LIVERMORE
240-Pu, Calex 1
2002



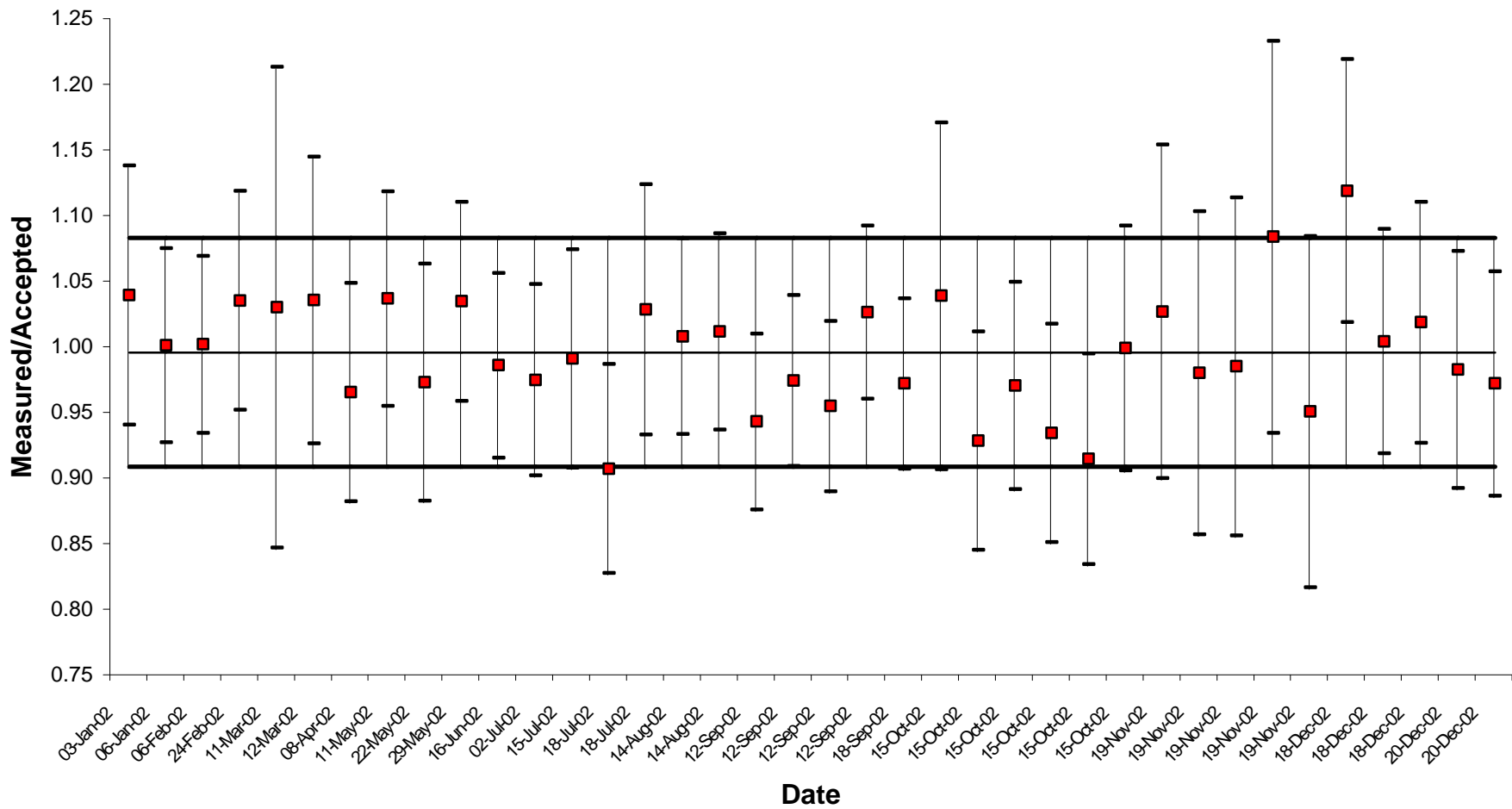
All standard deviation and uncertainty limits are at two sigma.

LOS ALAMOS
240-Pu
2002



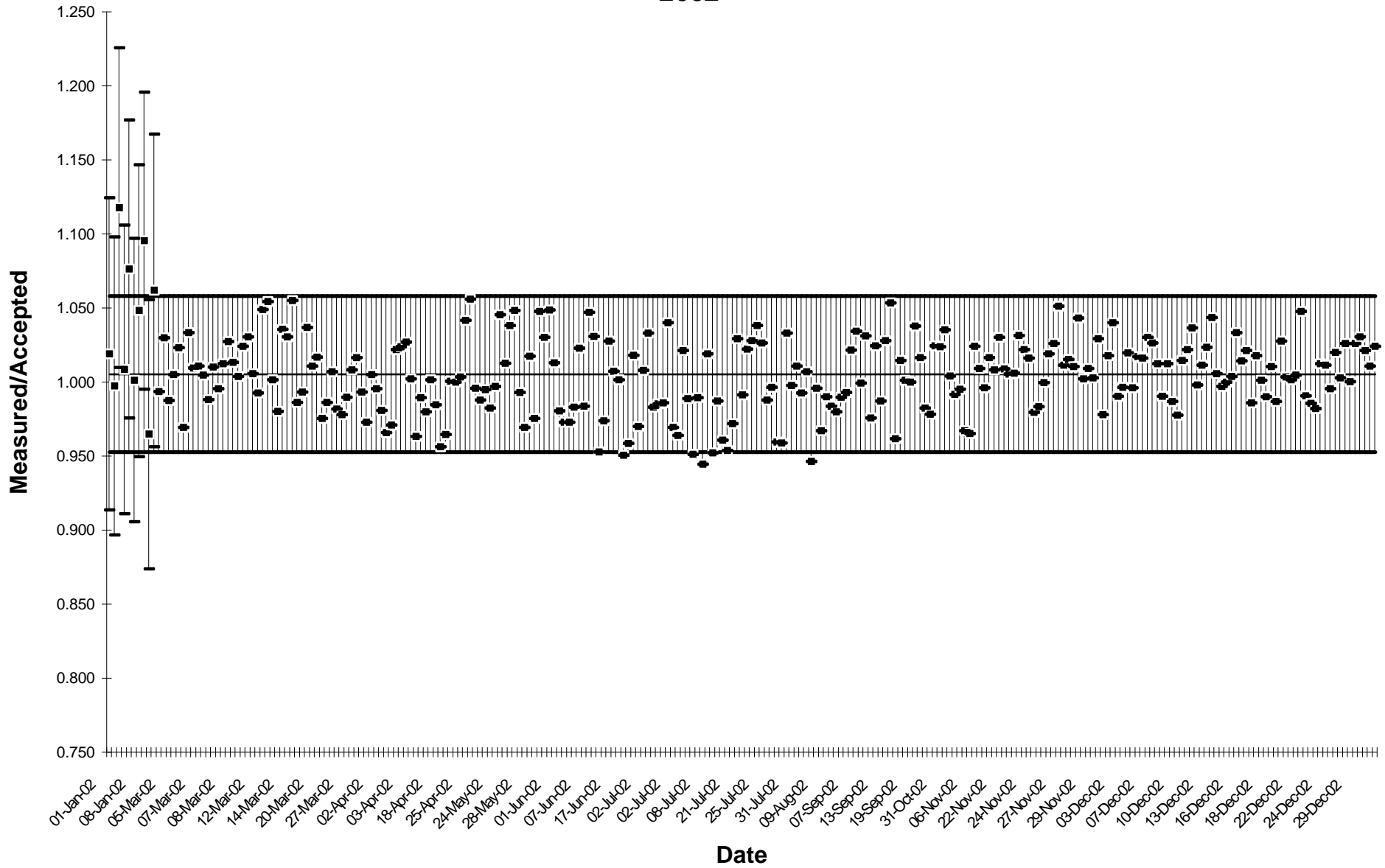
All standard deviation and uncertainty limits are at two sigma.

ROCKY FLATS - ANALYTICAL LAB
²⁴⁰Pu
2002



All standard deviation and uncertainty limits are at two sigma.

SAVANNAH RIVER
240-Pu
2002



All standard deviation and uncertainty limits are at two sigma.

WEIGHT PERCENT 240-Pu DATA
Calendar Year 2002

HANFORD

#	Date Measured	Instr. ID	240-Pu	Uncert. 1 STD	Accepted Weight %	Ratio M/A	Weight % Error	Percent Error
1	07-Jan-02	1985	5.9014%	0.52%	5.8610%	1.007	0.0404%	0.69%
2	07-Jan-02	2026	5.9091%	0.45%	5.8610%	1.008	0.0481%	0.82%
3	09-Jan-02	2424	5.9038%	0.43%	5.8610%	1.007	0.0428%	0.73%
4	14-Jan-02	2026	5.8890%	0.43%	5.8610%	1.005	0.0280%	0.48%
5	14-Jan-02	1985	5.8890%	0.43%	5.8610%	1.005	0.0280%	0.48%
6	14-Jan-02	2424	5.8748%	0.49%	5.8610%	1.002	0.0138%	0.24%
7	21-Jan-02	2026	5.9403%	0.49%	5.8610%	1.014	0.0793%	1.35%
8	21-Jan-02	2424	5.8931%	0.48%	5.8610%	1.005	0.0321%	0.55%
9	22-Jan-02	1985	5.8778%	0.48%	5.8610%	1.003	0.0168%	0.29%
10	28-Jan-02	1985	5.9672%	0.51%	5.8610%	1.018	0.1062%	1.81%
11	28-Jan-02	2026	5.8993%	0.43%	5.8610%	1.007	0.0383%	0.65%
12	29-Jan-02	2424	5.8763%	0.43%	5.8610%	1.003	0.0153%	0.26%
13	04-Feb-02	2026	5.9419%	0.41%	5.8610%	1.014	0.0809%	1.38%
14	04-Feb-02	1985	5.8945%	0.51%	5.8610%	1.006	0.0335%	0.57%
15	04-Feb-02	2424	5.8929%	0.46%	5.8610%	1.005	0.0319%	0.54%
16	05-Feb-02	2740	5.9575%	0.47%	5.8610%	1.016	0.0965%	1.65%
17	11-Feb-02	1985	5.9397%	0.51%	5.8610%	1.013	0.0787%	1.34%
18	11-Feb-02	2026	5.8946%	0.45%	5.8610%	1.006	0.0336%	0.57%
19	11-Feb-02	2424	5.9031%	0.44%	5.8610%	1.007	0.0421%	0.72%
20	12-Feb-02	2740	5.9482%	0.42%	5.8610%	1.015	0.0872%	1.49%
21	12-Feb-02	1985	5.9827%	0.50%	5.8610%	1.021	0.1217%	2.08%
22	19-Feb-02	1985	5.9292%	0.45%	5.8610%	1.012	0.0682%	1.16%
23	19-Feb-02	2026	5.8698%	0.44%	5.8610%	1.002	0.0088%	0.15%
24	19-Feb-02	2740	5.8987%	0.41%	5.8610%	1.006	0.0377%	0.64%
25	20-Feb-02	2424	5.9729%	0.43%	5.8610%	1.019	0.1119%	1.91%
26	25-Feb-02	2740	5.9529%	0.40%	5.8610%	1.016	0.0919%	1.57%
27	25-Feb-02	2424	5.9578%	0.48%	5.8610%	1.017	0.0968%	1.65%
28	25-Feb-02	2026	5.9123%	0.44%	5.8610%	1.009	0.0513%	0.88%
29	26-Feb-02	1985	5.9416%	0.50%	5.8610%	1.014	0.0806%	1.38%
30	04-Mar-02	1985	5.9210%	0.48%	5.8610%	1.010	0.0600%	1.02%
31	05-Mar-02	2026	5.9034%	0.41%	5.8610%	1.007	0.0424%	0.72%
32	05-Mar-02	2740	5.9234%	0.43%	5.8610%	1.011	0.0624%	1.07%
33	05-Mar-02	2424	5.8784%	0.47%	5.8610%	1.003	0.0174%	0.30%
34	11-Mar-02	2424	5.8522%	0.48%	5.8610%	0.999	-0.0088%	-0.15%
35	11-Mar-02	2740	5.9050%	0.41%	5.8610%	1.008	0.0440%	0.75%
36	12-Mar-02	2026	5.8730%	0.47%	5.8610%	1.002	0.0120%	0.21%
37	12-Mar-02	1985	5.9322%	0.47%	5.8610%	1.012	0.0712%	1.22%
38	18-Mar-02	1985	5.9633%	0.49%	5.8610%	1.017	0.1023%	1.75%
39	18-Mar-02	2026	5.8882%	0.45%	5.8610%	1.005	0.0272%	0.46%
40	19-Mar-02	2740	5.9247%	0.42%	5.8610%	1.011	0.0637%	1.09%
41	19-Mar-02	2424	5.9160%	0.46%	5.8610%	1.009	0.0550%	0.94%
42	25-Mar-02	1985	5.9692%	0.50%	5.8610%	1.018	0.1082%	1.85%
43	25-Mar-02	2026	5.8803%	0.44%	5.8610%	1.003	0.0193%	0.33%

44	26-Mar-02	2424	5.9732%	0.52%	5.8610%	1.019	0.1122%	1.92%
45	27-Mar-02	2740	5.8931%	0.41%	5.8610%	1.005	0.0321%	0.55%
46	01-Apr-02	2026	5.9391%	0.42%	5.8610%	1.013	0.0781%	1.33%
47	01-Apr-02	1985	5.8728%	0.47%	5.8610%	1.002	0.0118%	0.20%
48	02-Apr-02	2424	5.9261%	0.45%	5.8610%	1.011	0.0651%	1.11%
49	02-Apr-02	2740	5.8967%	0.40%	5.8610%	1.006	0.0357%	0.61%
50	08-Apr-02	2026	5.9133%	0.45%	5.8610%	1.009	0.0523%	0.89%
51	08-Apr-02	1985	5.9577%	0.51%	5.8610%	1.017	0.0967%	1.65%
52	08-Apr-02	2424	5.8994%	0.45%	5.8610%	1.007	0.0384%	0.66%
53	08-Apr-02	2740	5.9456%	0.48%	5.8610%	1.014	0.0846%	1.44%
54	15-Apr-02	2026	5.8900%	0.48%	5.8610%	1.005	0.0290%	0.50%
55	15-Apr-02	2424	5.8781%	0.46%	5.8610%	1.003	0.0171%	0.29%
56	16-Apr-02	2740	5.8853%	0.41%	5.8610%	1.004	0.0243%	0.42%
57	16-Apr-02	1985	5.8932%	0.50%	5.8610%	1.006	0.0322%	0.55%
58	22-Apr-02	2026	5.9032%	0.44%	5.8610%	1.007	0.0422%	0.72%
59	22-Apr-02	1985	5.9730%	0.49%	5.8610%	1.019	0.1120%	1.91%
60	23-Apr-02	2424	5.8768%	0.47%	5.8610%	1.003	0.0158%	0.27%
61	23-Apr-02	2740	5.9038%	0.41%	5.8610%	1.007	0.0428%	0.73%
62	29-Apr-02	2740	5.8896%	0.48%	5.8610%	1.005	0.0286%	0.49%
63	29-Apr-02	2026	5.8872%	0.41%	5.8610%	1.004	0.0262%	0.45%
64	30-Apr-02	1985	5.8950%	0.49%	5.8610%	1.006	0.0340%	0.58%
65	30-Apr-02	2424	5.9277%	0.48%	5.8610%	1.011	0.0667%	1.14%
66	06-May-02	2424	5.9251%	0.48%	5.8610%	1.011	0.0641%	1.09%
67	06-May-02	1985	5.9320%	0.53%	5.8610%	1.012	0.0710%	1.21%
68	06-May-02	2026	5.8839%	0.45%	5.8610%	1.004	0.0229%	0.39%
69	07-May-02	2740	5.9286%	0.46%	5.8610%	1.012	0.0676%	1.15%
70	13-May-02	1985	5.8520%	0.49%	5.8610%	0.998	-0.0090%	-0.15%
71	13-May-02	2026	5.8818%	0.43%	5.8610%	1.004	0.0208%	0.36%
72	20-May-02	2026	5.9478%	0.49%	5.8610%	1.015	0.0869%	1.48%
73	20-May-02	1985	5.9153%	0.48%	5.8610%	1.009	0.0544%	0.93%
74	21-May-02	2424	5.9133%	0.46%	5.8610%	1.009	0.0524%	0.89%
75	03-Jun-02	1985	5.9720%	0.46%	5.8609%	1.019	0.1111%	1.89%
76	04-Jun-02	2740	5.8969%	0.46%	5.8609%	1.006	0.0360%	0.61%
77	04-Jun-02	2424	5.8982%	0.46%	5.8609%	1.006	0.0373%	0.64%
78	06-Jun-02	2026	5.9369%	0.45%	5.8609%	1.013	0.0760%	1.30%
79	10-Jun-02	1985	5.8892%	0.48%	5.8609%	1.005	0.0283%	0.48%
80	10-Jun-02	2026	5.8807%	0.43%	5.8609%	1.003	0.0198%	0.34%
81	11-Jun-02	2424	5.9142%	0.46%	5.8609%	1.009	0.0533%	0.91%
82	17-Jun-02	2026	5.8925%	0.46%	5.8609%	1.005	0.0316%	0.54%
83	17-Jun-02	2424	5.8824%	0.49%	5.8609%	1.004	0.0215%	0.37%
84	18-Jun-02	1985	5.8919%	0.46%	5.8609%	1.005	0.0310%	0.53%
85	24-Jun-02	2026	5.9018%	0.45%	5.8609%	1.007	0.0409%	0.70%
86	24-Jun-02	2424	5.8972%	0.51%	5.8609%	1.006	0.0363%	0.62%
87	25-Jun-02	1985	5.8773%	0.53%	5.8609%	1.003	0.0164%	0.28%
88	01-Jul-02	1985	5.9278%	0.51%	5.8609%	1.011	0.0669%	1.14%
89	02-Jul-02	2026	5.9279%	0.41%	5.8609%	1.011	0.0670%	1.14%
90	02-Jul-02	2424	5.9554%	0.48%	5.8609%	1.016	0.0945%	1.61%
91	08-Jul-02	2026	5.9394%	0.46%	5.8609%	1.013	0.0785%	1.34%
92	08-Jul-02	1985	5.9167%	0.51%	5.8609%	1.010	0.0558%	0.95%
93	08-Jul-02	2424	5.8719%	0.50%	5.8609%	1.002	0.0110%	0.19%

94	11-Jul-02	1985	5.9148%	0.44%	5.8609%	1.009	0.0539%	0.92%
95	12-Jul-02	2424	5.9244%	0.52%	5.8609%	1.011	0.0635%	1.08%
96	14-Jul-02	2026	5.8833%	0.50%	5.8609%	1.004	0.0224%	0.38%
97	15-Jul-02	2424	5.9239%	0.47%	5.8609%	1.011	0.0630%	1.07%
98	15-Jul-02	1985	5.9829%	0.51%	5.8609%	1.021	0.1220%	2.08%
99	22-Jul-02	1985	5.9199%	0.52%	5.8609%	1.010	0.0590%	1.01%
100	22-Jul-02	2026	5.8875%	0.44%	5.8609%	1.005	0.0266%	0.45%
101	23-Jul-02	2424	5.9267%	0.55%	5.8609%	1.011	0.0658%	1.12%
102	29-Jul-02	2424	5.9153%	0.51%	5.8609%	1.009	0.0544%	0.93%
103	29-Jul-02	2026	5.9097%	0.41%	5.8609%	1.008	0.0488%	0.83%
104	29-Jul-02	1985	5.9445%	0.49%	5.8609%	1.014	0.0836%	1.43%
105	05-Aug-02	2026	5.9069%	0.45%	5.8609%	1.008	0.0460%	0.78%
106	05-Aug-02	1985	5.9793%	0.46%	5.8609%	1.020	0.1184%	2.02%
107	05-Aug-02	2424	5.8709%	0.50%	5.8609%	1.002	0.0100%	0.17%
108	13-Aug-02	2026	5.9512%	0.44%	5.8609%	1.015	0.0903%	1.54%
109	13-Aug-02	1985	5.9314%	0.50%	5.8609%	1.012	0.0705%	1.20%
110	13-Aug-02	2424	5.9157%	0.51%	5.8609%	1.009	0.0548%	0.93%
111	19-Aug-02	1985	5.9167%	0.47%	5.8609%	1.010	0.0558%	0.95%
112	20-Aug-02	2026	5.9128%	0.42%	5.8609%	1.009	0.0519%	0.88%
113	20-Aug-02	2424	5.8543%	0.48%	5.8609%	0.999	-0.0066%	-0.11%
114	26-Aug-02	2026	5.8906%	0.49%	5.8609%	1.005	0.0297%	0.51%
115	26-Aug-02	1985	5.9474%	0.51%	5.8609%	1.015	0.0865%	1.48%
116	26-Aug-02	2424	5.9065%	0.52%	5.8609%	1.008	0.0456%	0.78%
117	03-Sep-02	2026	5.9020%	0.43%	5.8609%	1.007	0.0411%	0.70%
118	03-Sep-02	1985	5.9235%	0.50%	5.8609%	1.011	0.0626%	1.07%
119	03-Sep-02	2424	5.8787%	0.53%	5.8609%	1.003	0.0178%	0.30%
120	09-Sep-02	1985	5.9636%	0.53%	5.8609%	1.018	0.1027%	1.75%
121	10-Sep-02	2424	5.8714%	0.54%	5.8609%	1.002	0.0105%	0.18%
122	10-Sep-02	2026	5.8972%	0.45%	5.8609%	1.006	0.0363%	0.62%
123	16-Sep-02	1985	5.9369%	0.50%	5.8609%	1.013	0.0760%	1.30%
124	16-Sep-02	2026	5.9018%	0.47%	5.8609%	1.007	0.0409%	0.70%
125	23-Sep-02	2424	5.8558%	0.54%	5.8609%	0.999	-0.0051%	-0.09%
126	24-Sep-02	1985	5.9350%	0.51%	5.8609%	1.013	0.0741%	1.26%
127	24-Sep-02	2026	5.9047%	0.42%	5.8609%	1.007	0.0438%	0.75%
128	30-Sep-02	2424	5.9735%	0.55%	5.8609%	1.019	0.1126%	1.92%
129	30-Sep-02	1985	6.0115%	0.52%	5.8609%	1.026	0.1506%	2.57%
130	02-Oct-02	2026	5.9129%	0.50%	5.8609%	1.009	0.0520%	0.89%
131	07-Oct-02	2424	5.9008%	0.53%	5.8609%	1.007	0.0399%	0.68%
132	07-Oct-02	1985	5.9371%	0.51%	5.8609%	1.013	0.0762%	1.30%
133	08-Oct-02	2026	5.9547%	0.41%	5.8609%	1.016	0.0938%	1.60%
134	14-Oct-02	1985	5.9824%	0.54%	5.8609%	1.021	0.1215%	2.07%
135	14-Oct-02	2026	5.9317%	0.46%	5.8609%	1.012	0.0708%	1.21%
136	15-Oct-02	2424	5.9385%	0.54%	5.8609%	1.013	0.0776%	1.32%
137	21-Oct-02	2026	5.9120%	0.41%	5.8609%	1.009	0.0511%	0.87%
138	21-Oct-02	1985	5.8675%	0.52%	5.8609%	1.001	0.0066%	0.11%
139	22-Oct-02	2424	5.9531%	0.52%	5.8609%	1.016	0.0922%	1.57%
140	28-Oct-02	1985	5.9439%	0.52%	5.8609%	1.014	0.0830%	1.42%
141	28-Oct-02	2424	5.9746%	0.49%	5.8609%	1.019	0.1137%	1.94%
142	28-Oct-02	2026	5.9179%	0.42%	5.8609%	1.010	0.0570%	0.97%
143	04-Nov-02	1985	5.9363%	0.56%	5.8609%	1.013	0.0754%	1.29%

144	04-Nov-02	2026	5.8928%	0.43%	5.8609%	1.005	0.0319%	0.54%
145	05-Nov-02	2424	5.8759%	0.55%	5.8609%	1.003	0.0150%	0.26%
146	11-Nov-02	1985	5.9072%	0.57%	5.8609%	1.008	0.0463%	0.79%
147	11-Nov-02	2424	5.8431%	0.50%	5.8609%	0.997	-0.0178%	-0.30%
148	12-Nov-02	2026	5.8895%	0.41%	5.8609%	1.005	0.0286%	0.49%
149	18-Nov-02	1985	5.9347%	0.56%	5.8609%	1.013	0.0738%	1.26%
150	19-Nov-02	2026	5.9176%	0.43%	5.8609%	1.010	0.0567%	0.97%
151	19-Nov-02	2424	5.9445%	0.49%	5.8609%	1.014	0.0836%	1.43%
152	25-Nov-02	1985	5.9123%	0.59%	5.8609%	1.009	0.0514%	0.88%
153	25-Nov-02	2026	5.8874%	0.44%	5.8609%	1.005	0.0265%	0.45%
154	26-Nov-02	2424	5.9485%	0.56%	5.8609%	1.015	0.0876%	1.49%
155	02-Dec-02	2026	5.8744%	0.43%	5.8609%	1.002	0.0135%	0.23%
156	02-Dec-02	1985	5.9418%	0.56%	5.8609%	1.014	0.0809%	1.38%
157	03-Dec-02	2424	5.9251%	0.56%	5.8609%	1.011	0.0642%	1.10%
158	08-Dec-02	1985	5.8964%	0.56%	5.8609%	1.006	0.0355%	0.61%
159	09-Dec-02	2026	5.9352%	0.46%	5.8609%	1.013	0.0743%	1.27%
160	09-Dec-02	2424	5.9359%	0.48%	5.8609%	1.013	0.0750%	1.28%
161	16-Dec-02	1985	5.8543%	0.63%	5.8609%	0.999	-0.0066%	-0.11%
162	16-Dec-02	2026	5.8711%	0.42%	5.8609%	1.002	0.0102%	0.17%
163	17-Dec-02	2424	5.9278%	0.50%	5.8609%	1.011	0.0669%	1.14%
164	23-Dec-02	1985	5.8686%	0.67%	5.8609%	1.001	0.0077%	0.13%
165	23-Dec-02	2026	5.8688%	0.44%	5.8609%	1.001	0.0079%	0.13%
166	23-Dec-02	2424	5.8893%	0.52%	5.8609%	1.005	0.0284%	0.48%
167	30-Dec-02	2026	5.9019%	0.43%	5.8609%	1.007	0.0410%	0.70%
168	30-Dec-02	2424	5.9512%	0.61%	5.8609%	1.015	0.0903%	1.54%
169	30-Dec-02	1985	5.9053%	0.62%	5.8609%	1.008	0.0444%	0.76%

LLNL Calex 1

#	Date Measured	Instr. ID	240-Pu	Uncert. 1 STD	Accepted Weight %	Ratio M/A	Weight % Error	Percent Error
1	01-Jan-02	1	5.8113%	0.37%	5.8610%	0.992	-0.0497%	-0.85%
2	02-Jan-02	3A	5.8710%	0.52%	5.8610%	1.002	0.0100%	0.17%
3	07-Jan-02	3A	5.8699%	0.45%	5.8610%	1.002	0.0089%	0.15%
4	09-Jan-02	3A	5.8358%	0.47%	5.8610%	0.996	-0.0252%	-0.43%
5	23-Jan-02	1	5.8551%	0.35%	5.8610%	0.999	-0.0059%	-0.10%
6	28-Jan-02	3A	5.8294%	0.47%	5.8610%	0.995	-0.0316%	-0.54%
7	05-Feb-02	1	5.8281%	0.36%	5.8610%	0.994	-0.0329%	-0.56%
8	05-Feb-02	3A	5.9123%	0.46%	5.8610%	1.009	0.0513%	0.88%
9	07-Feb-02	1	5.8402%	0.38%	5.8610%	0.996	-0.0208%	-0.35%
10	15-Feb-02	1	5.8173%	0.38%	5.8610%	0.993	-0.0437%	-0.75%
11	21-Feb-02	3A	5.8377%	0.44%	5.8610%	0.996	-0.0233%	-0.40%
12	27-Feb-02	3A	5.8344%	0.40%	5.8610%	0.995	-0.0266%	-0.45%
13	04-Mar-02	1	5.8444%	0.35%	5.8610%	0.997	-0.0166%	-0.28%
14	08-Mar-02	3A	5.8367%	0.42%	5.8610%	0.996	-0.0243%	-0.41%
15	12-Mar-02	1	5.8659%	0.36%	5.8610%	1.001	0.0049%	0.08%
16	18-Mar-02	3A	5.8340%	0.42%	5.8610%	0.995	-0.0270%	-0.46%
17	20-Mar-02	1	5.8661%	0.33%	5.8610%	1.001	0.0051%	0.09%
18	25-Mar-02	3A	5.8300%	0.42%	5.8610%	0.995	-0.0310%	-0.53%
19	02-Apr-02	3a	5.8548%	0.38%	5.8610%	0.999	-0.0062%	-0.11%

20	16-Apr-02	1	5.8318%	0.34%	5.8610%	0.995	-0.0292%	-0.50%
21	16-Apr-02	3a	5.8486%	0.45%	5.8610%	0.998	-0.0124%	-0.21%
22	22-Apr-02	1	5.8457%	0.49%	5.8610%	0.997	-0.0152%	-0.26%
23	23-Apr-02	3a	5.8521%	0.39%	5.8610%	0.998	-0.0089%	-0.15%
24	26-Apr-02	1	5.8616%	0.33%	5.8610%	1.000	0.0006%	0.01%
25	29-Apr-02	3a	5.8515%	0.40%	5.8610%	0.998	-0.0095%	-0.16%
26	30-Apr-02	1	5.8678%	0.35%	5.8610%	1.001	0.0069%	0.12%
27	02-May-02	3a	5.8599%	0.39%	5.8610%	1.000	-0.0011%	-0.02%
28	03-May-02	1	5.8433%	0.38%	5.8610%	0.997	-0.0176%	-0.30%
29	03-May-02	2	5.8901%	0.48%	5.8610%	1.005	0.0291%	0.50%
30	03-May-02	2	5.8599%	0.53%	5.8610%	1.000	-0.0011%	-0.02%
31	03-May-02	2	5.8901%	0.48%	5.8610%	1.005	0.0291%	0.50%
32	03-May-02	2	5.8599%	0.53%	5.8610%	1.000	-0.0011%	-0.02%
33	04-May-02	2	5.8609%	0.50%	5.8610%	1.000	-0.0001%	0.00%
34	04-May-02	2	5.8609%	0.50%	5.8610%	1.000	-0.0001%	0.00%
35	08-May-02	1	5.8254%	0.36%	5.8610%	0.994	-0.0356%	-0.61%
36	15-May-02	1	5.8167%	0.33%	5.8610%	0.992	-0.0443%	-0.76%
37	22-May-02	1	5.8663%	0.35%	5.8610%	1.001	0.0054%	0.09%
38	23-May-02	3a	5.8276%	0.41%	5.8610%	0.994	-0.0334%	-0.57%
39	23-May-02	3a	5.8399%	0.45%	5.8610%	0.996	-0.0211%	-0.36%
40	24-May-02	3a	5.8618%	0.43%	5.8609%	1.000	0.0009%	0.01%
41	24-May-02	3a	5.8237%	0.43%	5.8609%	0.994	-0.0372%	-0.64%
42	24-May-02	3a	5.8516%	0.41%	5.8609%	0.998	-0.0093%	-0.16%
43	04-Jun-02	3a	5.8901%	0.43%	5.8609%	1.005	0.0292%	0.50%
44	14-Jun-02	3a	5.8055%	0.43%	5.8609%	0.991	-0.0554%	-0.95%
45	18-Jun-02	1	5.8866%	0.38%	5.8609%	1.004	0.0257%	0.44%
46	19-Jun-02	3a	5.8489%	0.47%	5.8609%	0.998	-0.0120%	-0.21%
47	21-Jun-02	1	5.8347%	0.34%	5.8609%	0.996	-0.0262%	-0.45%
48	25-Jun-02	3a	5.8249%	0.42%	5.8609%	0.994	-0.0360%	-0.61%
49	02-Jul-02	1	5.8476%	0.35%	5.8609%	0.998	-0.0133%	-0.23%
50	10-Jul-02	3	5.8197%	0.43%	5.8609%	0.993	-0.0412%	-0.70%
55	10-Jul-02	3a	5.8197%	0.43%	5.8609%	0.993	-0.0412%	-0.70%
56	11-Jul-02	3	5.8522%	0.42%	5.8609%	0.999	-0.0087%	-0.15%
57	11-Jul-02	3	5.8286%	0.41%	5.8609%	0.994	-0.0323%	-0.55%
58	11-Jul-02	3a	5.8522%	0.42%	5.8609%	0.999	-0.0087%	-0.15%
59	11-Jul-02	3a	5.8286%	0.41%	5.8609%	0.994	-0.0323%	-0.55%
60	18-Jul-02	1	5.8679%	0.34%	5.8609%	1.001	0.0070%	0.12%
61	19-Jul-02	3	5.8514%	0.43%	5.8609%	0.998	-0.0095%	-0.16%
62	19-Jul-02	3a	5.8514%	0.43%	5.8609%	0.998	-0.0095%	-0.16%
63	25-Jul-02	1	5.8517%	0.38%	5.8609%	0.998	-0.0092%	-0.16%
64	29-Jul-02	1	5.8323%	0.36%	5.8609%	0.995	-0.0286%	-0.49%
65	31-Jul-02	1	5.8373%	0.36%	5.8609%	0.996	-0.0236%	-0.40%
66	01-Aug-02	3a	5.8676%	0.45%	5.8609%	1.001	0.0067%	0.11%
67	15-Aug-02	3a	5.8138%	0.41%	5.8609%	0.992	-0.0471%	-0.80%
68	20-Aug-02	1	5.8517%	0.37%	5.8609%	0.998	-0.0092%	-0.16%
69	21-Aug-02	3a	5.8472%	0.45%	5.8609%	0.998	-0.0137%	-0.23%
70	26-Aug-02	3a	5.8743%	0.43%	5.8609%	1.002	0.0134%	0.23%
71	27-Aug-02	1	5.8338%	0.35%	5.8609%	0.995	-0.0271%	-0.46%
72	05-Sep-02	1	5.8589%	0.34%	5.8609%	1.000	-0.0020%	-0.03%
73	05-Sep-02	3a	5.8174%	0.44%	5.8609%	0.993	-0.0435%	-0.74%

74	11-Sep-02	1	5.8620%	0.36%	5.8609%	1.000	0.0011%	0.02%
75	13-Sep-02	3a	5.8228%	0.54%	5.8609%	0.993	-0.0381%	-0.65%
76	16-Sep-02	1	5.8261%	0.35%	5.8609%	0.994	-0.0348%	-0.59%
77	16-Sep-02	2	5.8639%	0.46%	5.8609%	1.001	0.0030%	0.05%
78	16-Sep-02	2	5.8639%	0.46%	5.8609%	1.001	0.0030%	0.05%
79	18-Sep-02	3a	5.8543%	0.43%	5.8609%	0.999	-0.0066%	-0.11%
80	19-Sep-02	1	5.8167%	0.35%	5.8609%	0.992	-0.0442%	-0.75%
81	22-Sep-02	2	5.8479%	0.57%	5.8609%	0.998	-0.0130%	-0.22%
82	24-Sep-02	1	5.8260%	0.42%	5.8609%	0.994	-0.0349%	-0.60%
83	27-Sep-02	3a	5.8961%	0.42%	5.8609%	1.006	0.0352%	0.60%
84	28-Sep-02	3a	5.8597%	0.42%	5.8609%	1.000	-0.0012%	-0.02%
85	30-Sep-02	1	5.8224%	0.35%	5.8609%	0.993	-0.0385%	-0.66%
86	30-Sep-02	2	5.8279%	0.43%	5.8609%	0.994	-0.0330%	-0.56%
87	30-Sep-02	2	5.8279%	0.43%	5.8609%	0.994	-0.0330%	-0.56%
88	03-Oct-02	3a	5.8502%	0.39%	5.8609%	0.998	-0.0107%	-0.18%
89	04-Oct-02	1	5.8083%	0.37%	5.8609%	0.991	-0.0526%	-0.90%
90	14-Oct-02	3a	5.8357%	0.44%	5.8609%	0.996	-0.0252%	-0.43%
91	17-Oct-02	2	5.8469%	0.45%	5.8609%	0.998	-0.0140%	-0.24%
92	25-Oct-02	3a	5.8539%	0.42%	5.8609%	0.999	-0.0070%	-0.12%
93	30-Oct-02	3a	5.8575%	0.40%	5.8609%	0.999	-0.0034%	-0.06%
94	04-Nov-02	2	5.8759%	0.48%	5.8609%	1.003	0.0150%	0.26%
95	07-Nov-02	1	5.8458%	0.35%	5.8609%	0.997	-0.0151%	-0.26%
96	08-Nov-02	3a	5.8511%	0.39%	5.8609%	0.998	-0.0098%	-0.17%
97	14-Nov-02	1	5.8315%	0.36%	5.8609%	0.995	-0.0294%	-0.50%
98	14-Nov-02	3a	5.8626%	0.42%	5.8609%	1.000	0.0017%	0.03%
99	20-Nov-02	1	5.8192%	0.34%	5.8609%	0.993	-0.0417%	-0.71%
100	21-Nov-02	3a	5.8792%	0.44%	5.8609%	1.003	0.0183%	0.31%
101	22-Nov-02	2	5.8542%	0.51%	5.8609%	0.999	-0.0067%	-0.11%
102	26-Nov-02	3a	5.8819%	0.40%	5.8609%	1.004	0.0210%	0.36%
103	27-Nov-02	1	5.8324%	0.42%	5.8609%	0.995	-0.0285%	-0.49%
104	04-Dec-02	2	5.8399%	0.52%	5.8609%	0.996	-0.0210%	-0.36%
105	05-Dec-02	3a	5.8164%	0.41%	5.8609%	0.992	-0.0445%	-0.76%
106	06-Dec-02	1	5.8606%	0.33%	5.8609%	1.000	-0.0003%	-0.01%
107	10-Dec-02	3a	5.9129%	0.39%	5.8609%	1.009	0.0520%	0.89%

LLNL Calex 2

#	Date Measured	Instr. ID	240-Pu	Uncert. 1 STD	Accepted Weight %	Ratio M/A	Weight % Error	Percent Error
1	30-Apr-02	3	12.3038%	0.42%	12.1998%	1.009	0.1040%	0.85%
2	28-Jun-02	3	12.2304%	0.30%	12.2003%	1.002	0.0300%	0.25%
3	15-Jul-02	3	12.2390%	0.34%	12.2005%	1.003	0.0385%	0.32%
4	26-Jul-02	3	12.1971%	0.35%	12.2006%	1.000	-0.0035%	-0.03%

LANL

#	Date Measured	Instr. ID	240-Pu	Uncert. 1 STD	Accepted Weight %	Ratio M/A	Weight % Error	Percent Error
1	02-Jan-02	F9	5.8355%	0.00%	5.8610%	0.996	-0.0255%	-0.43%
2	07-Jan-02	F5	6.0710%	0.00%	5.8610%	1.036	0.2101%	3.58%

3	14-Jan-02	F6	6.0324%	0.00%	5.8610%	1.029	0.1715%	2.93%
4	14-Jan-02	F9	6.1642%	0.00%	5.8610%	1.052	0.3032%	5.17%
5	23-Jan-02	F5	5.8716%	0.00%	5.8610%	1.002	0.0106%	0.18%
6	23-Jan-02	F9	5.9610%	0.00%	5.8610%	1.017	0.1000%	1.71%
7	24-Jan-02	F6	5.8849%	0.00%	5.8610%	1.004	0.0239%	0.41%
8	28-Jan-02	F5	5.9538%	0.00%	5.8610%	1.016	0.0928%	1.58%
9	28-Jan-02	F6	5.8817%	0.00%	5.8610%	1.004	0.0207%	0.35%
10	04-Feb-02	F5	6.0067%	0.00%	5.8610%	1.025	0.1457%	2.49%
11	04-Feb-02	F9	5.9877%	0.00%	5.8610%	1.022	0.1268%	2.16%
12	11-Feb-02	F6	5.9817%	0.00%	5.8610%	1.021	0.1207%	2.06%
13	11-Feb-02	F9	6.1599%	0.00%	5.8610%	1.051	0.2989%	5.10%
14	19-Feb-02	F5	6.1483%	0.00%	5.8610%	1.049	0.2874%	4.90%
15	26-Feb-02	F5	5.8842%	0.00%	5.8610%	1.004	0.0233%	0.40%
16	04-Mar-02	F6	5.8787%	0.00%	5.8610%	1.003	0.0177%	0.30%
17	04-Mar-02	F9	5.8774%	0.00%	5.8610%	1.003	0.0164%	0.28%
18	11-Mar-02	F5	5.8864%	0.00%	5.8610%	1.004	0.0254%	0.43%
19	18-Mar-02	F6	6.1907%	0.00%	5.8610%	1.056	0.3297%	5.63%
20	18-Mar-02	F9	6.3420%	0.00%	5.8610%	1.082	0.4811%	8.21%
21	25-Mar-02	F5	6.0592%	0.00%	5.8610%	1.034	0.1983%	3.38%
22	01-Apr-02	F6	5.9950%	0.00%	5.8610%	1.023	0.1340%	2.29%
23	01-Apr-02	F9	5.9730%	0.00%	5.8610%	1.019	0.1121%	1.91%
24	08-Apr-02	F6	5.8115%	0.00%	5.8610%	0.992	-0.0495%	-0.84%
25	08-Apr-02	F9	6.1177%	0.00%	5.8610%	1.044	0.2568%	4.38%
26	15-Apr-02	F5	5.8184%	0.00%	5.8610%	0.993	-0.0426%	-0.73%
27	22-Apr-02	F6	6.0664%	0.00%	5.8610%	1.035	0.2054%	3.51%
28	22-Apr-02	F9	6.1697%	0.00%	5.8610%	1.053	0.3087%	5.27%
29	29-Apr-02	F5	5.9363%	0.00%	5.8610%	1.013	0.0753%	1.29%
30	06-May-02	F6	6.0301%	0.00%	5.8610%	1.029	0.1692%	2.89%
31	06-May-02	F9	6.1981%	0.00%	5.8610%	1.058	0.3371%	5.75%
32	13-May-02	F5	5.9177%	0.00%	5.8610%	1.010	0.0568%	0.97%
33	20-May-02	F6	5.8914%	0.00%	5.8610%	1.005	0.0304%	0.52%
34	20-May-02	F9	6.0048%	0.00%	5.8610%	1.025	0.1439%	2.45%
35	28-May-02	F5	5.8230%	0.00%	5.8609%	0.994	-0.0380%	-0.65%
36	03-Jun-02	F6	5.8897%	0.00%	5.8609%	1.005	0.0288%	0.49%
37	03-Jun-02	F9	5.9894%	0.00%	5.8609%	1.022	0.1285%	2.19%
38	11-Jun-02	F5	6.1590%	0.00%	5.8609%	1.051	0.2980%	5.08%
39	17-Jun-02	F6	6.0409%	0.00%	5.8609%	1.031	0.1799%	3.07%
40	17-Jun-02	F9	6.0739%	0.00%	5.8609%	1.036	0.2130%	3.63%
41	24-Jun-02	F5	5.9590%	0.00%	5.8609%	1.017	0.0981%	1.67%
42	01-Jul-02	F6	5.6599%	0.00%	5.8609%	0.966	-0.2011%	-3.43%
43	01-Jul-02	F9	5.7551%	0.00%	5.8609%	0.982	-0.1059%	-1.81%
44	09-Jul-02	F5	6.1065%	0.00%	5.8609%	1.042	0.2456%	4.19%
45	15-Jul-02	F6	6.0972%	0.00%	5.8609%	1.040	0.2363%	4.03%
46	15-Jul-02	F9	5.8228%	0.00%	5.8609%	0.993	-0.0382%	-0.65%
47	22-Jul-02	F5	6.1127%	0.00%	5.8609%	1.043	0.2517%	4.29%
48	29-Jul-02	F6	5.9811%	0.00%	5.8609%	1.021	0.1202%	2.05%
49	29-Jul-02	F9	5.9162%	0.00%	5.8609%	1.009	0.0552%	0.94%
50	05-Aug-02	F5	6.2003%	0.00%	5.8609%	1.058	0.3394%	5.79%
51	12-Aug-02	F6	5.8450%	0.00%	5.8609%	0.997	-0.0160%	-0.27%
52	12-Aug-02	F9	5.8990%	0.00%	5.8609%	1.007	0.0381%	0.65%

53	19-Aug-02	F5	5.8861%	0.00%	5.8609%	1.004	0.0252%	0.43%
54	26-Aug-02	F5	5.8697%	0.00%	5.8609%	1.001	0.0088%	0.15%
55	03-Sep-02	F6	6.0994%	0.00%	5.8609%	1.041	0.2384%	4.07%
56	03-Sep-02	F9	5.9468%	0.00%	5.8609%	1.015	0.0858%	1.46%
57	09-Sep-02	F5	5.8897%	0.00%	5.8609%	1.005	0.0288%	0.49%
58	17-Sep-02	F6	5.9004%	0.00%	5.8609%	1.007	0.0394%	0.67%
59	17-Sep-02	F9	5.7818%	0.00%	5.8609%	0.986	-0.0791%	-1.35%
60	23-Sep-02	F5	6.0601%	0.00%	5.8609%	1.034	0.1992%	3.40%
61	30-Sep-02	F6	5.9899%	0.00%	5.8609%	1.022	0.1290%	2.20%
62	30-Sep-02	F9	6.1444%	0.00%	5.8609%	1.048	0.2835%	4.84%
63	07-Oct-02	F5	5.8503%	0.00%	5.8609%	0.998	-0.0106%	-0.18%
64	15-Oct-02	F6	5.8938%	0.00%	5.8609%	1.006	0.0329%	0.56%
65	15-Oct-02	F9	5.9672%	0.00%	5.8609%	1.018	0.1063%	1.81%
66	21-Oct-02	F5	5.7407%	0.00%	5.8609%	0.979	-0.1202%	-2.05%
67	28-Oct-02	F6	5.8535%	0.00%	5.8609%	0.999	-0.0074%	-0.13%
68	28-Oct-02	F9	5.8882%	0.00%	5.8609%	1.005	0.0273%	0.47%
69	04-Nov-02	F5	5.7720%	0.00%	5.8609%	0.985	-0.0889%	-1.52%
70	12-Nov-02	F6	5.8438%	0.00%	5.8609%	0.997	-0.0171%	-0.29%
71	12-Nov-02	F9	5.9409%	0.00%	5.8609%	1.014	0.0800%	1.37%
72	18-Nov-02	F5	5.9825%	0.00%	5.8609%	1.021	0.1215%	2.07%
73	25-Nov-02	F6	5.8409%	0.00%	5.8609%	0.997	-0.0201%	-0.34%
74	25-Nov-02	F9	5.8089%	0.00%	5.8609%	0.991	-0.0521%	-0.89%
75	02-Dec-02	F5	5.7018%	0.00%	5.8609%	0.973	-0.1591%	-2.71%
76	09-Dec-02	F5	6.1004%	0.00%	5.8609%	1.041	0.2395%	4.09%
77	09-Dec-02	F6	6.0184%	0.00%	5.8609%	1.027	0.1575%	2.69%
78	19-Dec-02	F9	5.9060%	0.00%	5.8609%	1.008	0.0451%	0.77%

ROCKY FLATS - AL

#	Date Measured	Instr. ID	240-Pu	Uncert. 1 STD	Accepted Weight %	Ratio M/A	Weight % Error	Percent Error
1	03-Jan-02	GPC1	6.0821%	4.58%	5.8610%	1.038	0.2211%	3.77%
2	06-Jan-02	T5	5.8576%	3.70%	5.8610%	0.999	-0.0033%	-0.06%
3	06-Feb-02	GPC1	5.8628%	3.37%	5.8610%	1.000	0.0018%	0.03%
4	24-Feb-02	T5	6.0587%	3.90%	5.8610%	1.034	0.1978%	3.37%
5	11-Mar-02	T5	6.0285%	8.66%	5.8610%	1.029	0.1675%	2.86%
6	12-Mar-02	GPC1	6.0611%	5.11%	5.8610%	1.034	0.2001%	3.41%
7	08-Apr-02	GPC1	5.6497%	4.48%	5.8610%	0.964	-0.2112%	-3.60%
8	11-May-02	T5	6.0674%	3.81%	5.8610%	1.035	0.2065%	3.52%
9	22-May-02	GPC1	5.6935%	4.79%	5.8610%	0.971	-0.1674%	-2.86%
10	29-May-02	T5	6.0551%	3.55%	5.8609%	1.033	0.1942%	3.31%
11	16-Jun-02	T5	5.7689%	3.63%	5.8609%	0.984	-0.0921%	-1.57%
12	02-Jul-02	GPC1	5.7039%	3.85%	5.8609%	0.973	-0.1570%	-2.68%
13	15-Jul-02	T5	5.8001%	4.25%	5.8609%	0.990	-0.0608%	-1.04%
14	18-Jul-02	GPC1	5.3078%	4.85%	5.8609%	0.906	-0.5531%	-9.44%
15	18-Jul-02	GPC1	6.0188%	4.52%	5.8609%	1.027	0.1579%	2.69%
16	14-Aug-02	T5	5.8989%	3.69%	5.8609%	1.006	0.0380%	0.65%
17	14-Aug-02	GPC1	5.9204%	3.66%	5.8609%	1.010	0.0595%	1.02%
18	12-Sep-02	T4	5.5180%	3.78%	5.8609%	0.941	-0.3429%	-5.85%
19	12-Sep-02	T4	5.6998%	3.44%	5.8609%	0.973	-0.1611%	-2.75%

20	12-Sep-02	T4	5.5868%	3.57%	5.8609%	0.953	-0.2741%	-4.68%
21	12-Sep-02	T4	6.0066%	3.14%	5.8609%	1.025	0.1456%	2.49%
22	18-Sep-02	T4	5.6877%	3.44%	5.8609%	0.970	-0.1732%	-2.96%
23	15-Oct-02	T4	6.0794%	6.14%	5.8609%	1.037	0.2185%	3.73%
24	15-Oct-02	T4	5.4328%	4.84%	5.8609%	0.927	-0.4281%	-7.31%
25	15-Oct-02	T4	5.6795%	4.21%	5.8609%	0.969	-0.1814%	-3.10%
26	15-Oct-02	T4	5.4674%	4.77%	5.8609%	0.933	-0.3935%	-6.71%
27	15-Oct-02	T4	5.3513%	4.81%	5.8609%	0.913	-0.5096%	-8.69%
28	15-Oct-02	T4	5.8462%	4.69%	5.8609%	0.997	-0.0148%	-0.25%
29	19-Nov-02	GPC1	6.0096%	6.04%	5.8609%	1.025	0.1487%	2.54%
30	19-Nov-02	GPC1	5.7350%	6.43%	5.8609%	0.979	-0.1259%	-2.15%
31	19-Nov-02	GPC1	5.7639%	6.65%	5.8609%	0.983	-0.0970%	-1.65%
32	19-Nov-02	GPC1	6.3426%	6.38%	5.8609%	1.082	0.4816%	8.22%
33	19-Nov-02	GPC1	5.5620%	7.43%	5.8609%	0.949	-0.2989%	-5.10%
34	18-Dec-02	T4	6.5490%	4.01%	5.8609%	1.117	0.6881%	11.74%
35	18-Dec-02	T4	5.8759%	4.25%	5.8609%	1.003	0.0150%	0.26%
36	18-Dec-02	T4	5.9614%	4.44%	5.8609%	1.017	0.1005%	1.71%
37	20-Dec-02	T4	5.7490%	4.69%	5.8609%	0.981	-0.1119%	-1.91%
38	20-Dec-02	T4	5.6876%	4.54%	5.8609%	0.970	-0.1733%	-2.96%

SAVANNAH RIVER

#	Date Measured	Instr. ID	240-Pu	Uncert. 1 STD	Accepted Weight %	Ratio M/A	Weight % Error	Percent Error
1	01-Jan-02	1	5.9688%	5.09%	5.8610%	1.018	0.1078%	1.84%
2	01-Jan-02	1	5.8422%	5.07%	5.8610%	0.997	-0.0188%	-0.32%
3	02-Jan-02	1	6.5481%	4.32%	5.8610%	1.117	0.6871%	11.72%
4	02-Jan-02	1	5.9074%	4.79%	5.8610%	1.008	0.0464%	0.79%
5	03-Jan-02	1	6.3046%	4.35%	5.8610%	1.076	0.4436%	7.57%
6	08-Jan-02	1	5.8654%	4.78%	5.8610%	1.001	0.0044%	0.08%
7	08-Jan-02	1	6.1408%	4.49%	5.8610%	1.048	0.2799%	4.78%
8	09-Jan-02	1	6.4172%	4.19%	5.8610%	1.095	0.5562%	9.49%
9	11-Jan-02	1	5.6512%	4.89%	5.8610%	0.964	-0.2098%	-3.58%
10	11-Jan-02	1	6.2207%	4.69%	5.8610%	1.061	0.3597%	6.14%
11	05-Mar-02	1	5.8195%	0.00%	5.8610%	0.993	-0.0415%	-0.71%
12	05-Mar-02	1	6.0336%	0.00%	5.8610%	1.029	0.1726%	2.94%
13	05-Mar-02	1	5.7837%	0.00%	5.8610%	0.987	-0.0773%	-1.32%
14	05-Mar-02	1	5.8865%	0.00%	5.8610%	1.004	0.0255%	0.43%
15	05-Mar-02	1	5.9926%	0.00%	5.8610%	1.022	0.1316%	2.25%
16	05-Mar-02	1	5.6786%	0.00%	5.8610%	0.969	-0.1824%	-3.11%
17	06-Mar-02	1	6.0527%	0.00%	5.8610%	1.033	0.1917%	3.27%
18	07-Mar-02	1	5.9132%	0.00%	5.8610%	1.009	0.0522%	0.89%
19	07-Mar-02	1	5.9199%	0.00%	5.8610%	1.010	0.0590%	1.01%
20	07-Mar-02	1	5.8843%	0.00%	5.8610%	1.004	0.0234%	0.40%
21	07-Mar-02	1	5.7888%	0.00%	5.8610%	0.988	-0.0722%	-1.23%
22	07-Mar-02	1	5.9170%	0.00%	5.8610%	1.010	0.0561%	0.96%
23	08-Mar-02	1	5.8318%	0.00%	5.8610%	0.995	-0.0291%	-0.50%
24	08-Mar-02	1	5.9300%	0.00%	5.8610%	1.012	0.0690%	1.18%
25	08-Mar-02	1	6.0173%	0.00%	5.8610%	1.027	0.1563%	2.67%
26	08-Mar-02	1	5.9356%	0.00%	5.8610%	1.013	0.0747%	1.27%

27	08-Mar-02	1	5.8799%	0.00%	5.8610%	1.003	0.0189%	0.32%
28	09-Mar-02	1	5.9982%	0.00%	5.8610%	1.023	0.1372%	2.34%
29	09-Mar-02	1	6.0372%	0.00%	5.8610%	1.030	0.1763%	3.01%
30	11-Mar-02	1	5.8910%	0.00%	5.8610%	1.005	0.0300%	0.51%
31	12-Mar-02	1	5.8148%	0.00%	5.8610%	0.992	-0.0462%	-0.79%
32	12-Mar-02	1	6.1450%	0.00%	5.8610%	1.048	0.2840%	4.85%
33	12-Mar-02	1	6.1760%	0.00%	5.8610%	1.054	0.3151%	5.38%
34	12-Mar-02	1	5.8670%	0.00%	5.8610%	1.001	0.0060%	0.10%
35	12-Mar-02	1	5.7417%	0.00%	5.8610%	0.980	-0.1193%	-2.04%
36	13-Mar-02	1	6.0654%	0.00%	5.8610%	1.035	0.2044%	3.49%
37	14-Mar-02	1	6.0370%	0.00%	5.8610%	1.030	0.1760%	3.00%
38	14-Mar-02	1	6.1793%	0.00%	5.8610%	1.054	0.3183%	5.43%
39	15-Mar-02	1	5.7764%	0.00%	5.8610%	0.986	-0.0845%	-1.44%
40	15-Mar-02	1	5.8171%	0.00%	5.8610%	0.993	-0.0438%	-0.75%
41	19-Mar-02	1	6.0744%	0.00%	5.8610%	1.036	0.2134%	3.64%
42	20-Mar-02	1	5.9212%	0.00%	5.8610%	1.010	0.0602%	1.03%
43	20-Mar-02	1	5.9563%	0.00%	5.8610%	1.016	0.0953%	1.63%
44	21-Mar-02	1	5.7131%	0.00%	5.8610%	0.975	-0.1479%	-2.52%
45	26-Mar-02	1	5.7779%	0.00%	5.8610%	0.986	-0.0831%	-1.42%
46	27-Mar-02	1	5.8976%	0.00%	5.8610%	1.006	0.0366%	0.62%
47	27-Mar-02	1	5.7505%	0.00%	5.8610%	0.981	-0.1105%	-1.89%
48	27-Mar-02	1	5.7291%	0.00%	5.8610%	0.977	-0.1319%	-2.25%
49	27-Mar-02	1	5.7979%	0.00%	5.8610%	0.989	-0.0631%	-1.08%
50	28-Mar-02	1	5.9057%	0.00%	5.8610%	1.008	0.0447%	0.76%
51	28-Mar-02	1	5.9534%	0.00%	5.8610%	1.016	0.0925%	1.58%
52	28-Mar-02	1	5.8187%	0.00%	5.8610%	0.993	-0.0423%	-0.72%
53	02-Apr-02	1	5.6991%	0.00%	5.8610%	0.972	-0.1618%	-2.76%
54	02-Apr-02	1	5.8867%	0.00%	5.8610%	1.004	0.0257%	0.44%
55	02-Apr-02	1	5.8304%	0.00%	5.8610%	0.995	-0.0306%	-0.52%
56	02-Apr-02	1	5.7446%	0.00%	5.8610%	0.980	-0.1163%	-1.98%
57	02-Apr-02	1	5.6571%	0.00%	5.8610%	0.965	-0.2039%	-3.48%
58	02-Apr-02	1	5.6870%	0.00%	5.8610%	0.970	-0.1739%	-2.97%
59	02-Apr-02	1	5.9853%	0.00%	5.8610%	1.021	0.1244%	2.12%
60	03-Apr-02	1	5.9965%	0.00%	5.8610%	1.023	0.1356%	2.31%
61	03-Apr-02	1	6.0150%	0.00%	5.8610%	1.026	0.1540%	2.63%
62	07-Apr-02	1	5.8706%	0.00%	5.8610%	1.002	0.0096%	0.16%
63	13-Apr-02	1	5.6433%	0.00%	5.8610%	0.963	-0.2176%	-3.71%
64	14-Apr-02	1	5.7960%	0.00%	5.8610%	0.989	-0.0650%	-1.11%
65	14-Apr-02	1	5.7389%	0.00%	5.8610%	0.979	-0.1220%	-2.08%
66	15-Apr-02	1	5.8657%	0.00%	5.8610%	1.001	0.0047%	0.08%
67	18-Apr-02	1	5.7674%	0.00%	5.8610%	0.984	-0.0935%	-1.60%
68	20-Apr-02	1	5.6014%	0.00%	5.8610%	0.956	-0.2595%	-4.43%
69	23-Apr-02	1	5.6503%	0.00%	5.8610%	0.964	-0.2107%	-3.59%
70	23-Apr-02	1	5.8615%	0.00%	5.8610%	1.000	0.0005%	0.01%
71	24-Apr-02	1	5.8566%	0.00%	5.8610%	0.999	-0.0044%	-0.08%
72	25-Apr-02	1	5.8783%	0.00%	5.8610%	1.003	0.0173%	0.30%
73	25-Apr-02	1	6.1024%	0.00%	5.8610%	1.041	0.2415%	4.12%
74	25-Apr-02	1	6.1863%	0.00%	5.8610%	1.056	0.3254%	5.55%
75	21-May-02	1	5.8330%	0.00%	5.8610%	0.995	-0.0280%	-0.48%
76	21-May-02	1	5.7863%	0.00%	5.8610%	0.987	-0.0747%	-1.27%

77	22-May-02	1	5.8266%	0.00%	5.8610%	0.994	-0.0344%	-0.59%
78	23-May-02	1	5.7541%	0.00%	5.8610%	0.982	-0.1068%	-1.82%
79	24-May-02	1	5.8403%	0.00%	5.8609%	0.996	-0.0206%	-0.35%
80	25-May-02	1	6.1242%	0.00%	5.8609%	1.045	0.2633%	4.49%
81	25-May-02	1	5.9313%	0.00%	5.8609%	1.012	0.0703%	1.20%
82	26-May-02	1	6.0815%	0.00%	5.8609%	1.038	0.2206%	3.76%
83	26-May-02	1	6.1416%	0.00%	5.8609%	1.048	0.2806%	4.79%
84	26-May-02	1	5.8157%	0.00%	5.8609%	0.992	-0.0452%	-0.77%
85	28-May-02	1	5.6779%	0.00%	5.8609%	0.969	-0.1831%	-3.12%
86	29-May-02	1	5.9606%	0.00%	5.8609%	1.017	0.0997%	1.70%
87	29-May-02	1	5.7133%	0.00%	5.8609%	0.975	-0.1476%	-2.52%
88	30-May-02	1	6.1375%	0.00%	5.8609%	1.047	0.2766%	4.72%
89	30-May-02	1	6.0345%	0.00%	5.8609%	1.030	0.1735%	2.96%
90	31-May-02	1	6.1437%	0.00%	5.8609%	1.048	0.2828%	4.82%
91	01-Jun-02	1	5.9340%	0.00%	5.8609%	1.012	0.0730%	1.25%
92	01-Jun-02	1	5.7440%	0.00%	5.8609%	0.980	-0.1170%	-2.00%
93	02-Jun-02	1	5.6990%	0.00%	5.8609%	0.972	-0.1619%	-2.76%
94	02-Jun-02	1	5.6978%	0.00%	5.8609%	0.972	-0.1631%	-2.78%
95	02-Jun-02	1	5.7590%	0.00%	5.8609%	0.983	-0.1020%	-1.74%
96	04-Jun-02	1	5.9914%	0.00%	5.8609%	1.022	0.1305%	2.23%
97	07-Jun-02	1	5.7622%	0.00%	5.8609%	0.983	-0.0988%	-1.69%
98	08-Jun-02	1	6.1341%	0.00%	5.8609%	1.047	0.2732%	4.66%
99	09-Jun-02	1	6.0384%	0.00%	5.8609%	1.030	0.1775%	3.03%
100	14-Jun-02	1	5.5806%	0.00%	5.8609%	0.952	-0.2804%	-4.78%
101	16-Jun-02	1	5.7037%	0.00%	5.8609%	0.973	-0.1573%	-2.68%
102	16-Jun-02	1	6.0197%	0.00%	5.8609%	1.027	0.1588%	2.71%
103	17-Jun-02	1	5.8994%	0.00%	5.8609%	1.007	0.0385%	0.66%
104	18-Jun-02	1	5.8670%	0.00%	5.8609%	1.001	0.0061%	0.10%
105	29-Jun-02	1	5.5675%	0.00%	5.8609%	0.950	-0.2935%	-5.01%
106	01-Jul-02	1	5.6151%	0.00%	5.8609%	0.958	-0.2459%	-4.19%
107	02-Jul-02	1	5.9633%	0.00%	5.8609%	1.017	0.1024%	1.75%
108	02-Jul-02	1	5.6818%	0.00%	5.8609%	0.969	-0.1791%	-3.06%
109	02-Jul-02	1	5.9031%	0.00%	5.8609%	1.007	0.0421%	0.72%
110	02-Jul-02	1	6.0519%	0.00%	5.8609%	1.033	0.1909%	3.26%
111	02-Jul-02	1	5.7582%	0.00%	5.8609%	0.982	-0.1027%	-1.75%
112	02-Jul-02	1	5.7710%	0.00%	5.8609%	0.985	-0.0899%	-1.53%
113	02-Jul-02	1	5.7745%	0.00%	5.8609%	0.985	-0.0864%	-1.47%
114	02-Jul-02	1	6.0924%	0.00%	5.8609%	1.039	0.2314%	3.95%
115	02-Jul-02	1	5.6775%	0.00%	5.8609%	0.969	-0.1835%	-3.13%
116	02-Jul-02	1	5.6457%	0.00%	5.8609%	0.963	-0.2152%	-3.67%
117	03-Jul-02	1	5.9817%	0.00%	5.8609%	1.021	0.1208%	2.06%
118	06-Jul-02	1	5.7917%	0.00%	5.8609%	0.988	-0.0692%	-1.18%
119	06-Jul-02	1	5.5712%	0.00%	5.8609%	0.951	-0.2898%	-4.94%
120	07-Jul-02	1	5.7961%	0.00%	5.8609%	0.989	-0.0648%	-1.11%
121	08-Jul-02	1	5.5322%	0.00%	5.8609%	0.944	-0.3287%	-5.61%
122	09-Jul-02	1	5.9687%	0.00%	5.8609%	1.018	0.1077%	1.84%
123	09-Jul-02	1	5.5774%	0.00%	5.8609%	0.952	-0.2836%	-4.84%
124	19-Jul-02	1	5.7833%	0.00%	5.8609%	0.987	-0.0776%	-1.32%
125	20-Jul-02	1	5.6275%	0.00%	5.8609%	0.960	-0.2334%	-3.98%
126	20-Jul-02	1	5.5871%	0.00%	5.8609%	0.953	-0.2738%	-4.67%

127	21-Jul-02	1	5.6925%	0.00%	5.8609%	0.971	-0.1684%	-2.87%
128	22-Jul-02	1	6.0298%	0.00%	5.8609%	1.029	0.1688%	2.88%
129	25-Jul-02	1	5.8072%	0.00%	5.8609%	0.991	-0.0538%	-0.92%
130	25-Jul-02	1	5.9879%	0.00%	5.8609%	1.022	0.1269%	2.17%
131	25-Jul-02	1	6.0221%	0.00%	5.8609%	1.028	0.1612%	2.75%
132	25-Jul-02	1	6.0809%	0.00%	5.8609%	1.038	0.2200%	3.75%
133	25-Jul-02	1	6.0122%	0.00%	5.8609%	1.026	0.1513%	2.58%
134	29-Jul-02	1	5.7857%	0.00%	5.8609%	0.987	-0.0752%	-1.28%
135	30-Jul-02	1	5.8360%	0.00%	5.8609%	0.996	-0.0250%	-0.43%
136	30-Jul-02	1	5.6206%	0.00%	5.8609%	0.959	-0.2403%	-4.10%
137	30-Jul-02	1	5.6159%	0.00%	5.8609%	0.958	-0.2451%	-4.18%
138	30-Jul-02	1	6.0514%	0.00%	5.8609%	1.032	0.1905%	3.25%
139	31-Jul-02	1	5.8449%	0.00%	5.8609%	0.997	-0.0160%	-0.27%
140	31-Jul-02	1	5.9212%	0.00%	5.8609%	1.010	0.0602%	1.03%
141	01-Aug-02	1	5.8148%	0.00%	5.8609%	0.992	-0.0462%	-0.79%
142	05-Aug-02	1	5.8992%	0.00%	5.8609%	1.007	0.0382%	0.65%
143	07-Aug-02	1	5.5445%	0.00%	5.8609%	0.946	-0.3164%	-5.40%
144	08-Aug-02	1	5.8337%	0.00%	5.8609%	0.995	-0.0273%	-0.47%
145	09-Aug-02	1	5.6647%	0.00%	5.8609%	0.967	-0.1963%	-3.35%
146	12-Aug-02	1	5.7990%	0.00%	5.8609%	0.989	-0.0619%	-1.06%
147	12-Aug-02	1	5.7619%	0.00%	5.8609%	0.983	-0.0990%	-1.69%
148	04-Sep-02	1	5.7405%	0.00%	5.8609%	0.979	-0.1204%	-2.05%
149	05-Sep-02	1	5.7974%	0.00%	5.8609%	0.989	-0.0635%	-1.08%
150	06-Sep-02	1	5.8157%	0.00%	5.8609%	0.992	-0.0452%	-0.77%
151	07-Sep-02	1	5.9834%	0.00%	5.8609%	1.021	0.1225%	2.09%
152	08-Sep-02	1	6.0582%	0.00%	5.8609%	1.034	0.1973%	3.37%
153	08-Sep-02	1	5.8541%	0.00%	5.8609%	0.999	-0.0068%	-0.12%
154	08-Sep-02	1	6.0406%	0.00%	5.8609%	1.031	0.1796%	3.07%
155	09-Sep-02	1	5.7157%	0.00%	5.8609%	0.975	-0.1452%	-2.48%
156	11-Sep-02	1	6.0017%	0.00%	5.8609%	1.024	0.1407%	2.40%
157	13-Sep-02	1	5.7821%	0.00%	5.8609%	0.987	-0.0788%	-1.34%
158	14-Sep-02	1	6.0207%	0.00%	5.8609%	1.027	0.1598%	2.73%
159	15-Sep-02	1	6.1706%	0.00%	5.8609%	1.053	0.3097%	5.28%
160	16-Sep-02	1	5.6330%	0.00%	5.8609%	0.961	-0.2279%	-3.89%
161	18-Sep-02	1	5.9423%	0.00%	5.8609%	1.014	0.0814%	1.39%
162	18-Sep-02	1	5.8648%	0.00%	5.8609%	1.001	0.0038%	0.07%
163	19-Sep-02	1	5.8563%	0.00%	5.8609%	0.999	-0.0046%	-0.08%
164	21-Sep-02	1	6.0789%	0.00%	5.8609%	1.037	0.2180%	3.72%
165	22-Sep-02	1	5.9534%	0.00%	5.8609%	1.016	0.0925%	1.58%
166	24-Sep-02	1	5.7548%	0.00%	5.8609%	0.982	-0.1061%	-1.81%
167	01-Oct-02	1	5.7302%	0.00%	5.8609%	0.978	-0.1307%	-2.23%
168	03-Oct-02	1	6.0000%	0.00%	5.8609%	1.024	0.1391%	2.37%
169	31-Oct-02	1	5.9976%	0.00%	5.8609%	1.023	0.1367%	2.33%
170	31-Oct-02	1	6.0639%	0.00%	5.8609%	1.035	0.2029%	3.46%
171	04-Nov-02	1	5.8814%	0.00%	5.8609%	1.003	0.0205%	0.35%
172	04-Nov-02	1	5.8082%	0.00%	5.8609%	0.991	-0.0528%	-0.90%
173	05-Nov-02	1	5.8295%	0.00%	5.8609%	0.995	-0.0314%	-0.54%
174	06-Nov-02	1	5.6641%	0.00%	5.8609%	0.966	-0.1969%	-3.36%
175	06-Nov-02	1	5.6546%	0.00%	5.8609%	0.965	-0.2063%	-3.52%
176	14-Nov-02	1	5.9994%	0.00%	5.8609%	1.024	0.1385%	2.36%

177	21-Nov-02	1	5.9109%	0.00%	5.8609%	1.009	0.0500%	0.85%
178	21-Nov-02	1	5.8349%	0.00%	5.8609%	0.996	-0.0260%	-0.44%
179	22-Nov-02	1	5.9542%	0.00%	5.8609%	1.016	0.0933%	1.59%
180	22-Nov-02	1	5.9049%	0.00%	5.8609%	1.008	0.0440%	0.75%
181	22-Nov-02	1	6.0341%	0.00%	5.8609%	1.030	0.1732%	2.95%
182	23-Nov-02	1	5.9089%	0.00%	5.8609%	1.008	0.0480%	0.82%
183	23-Nov-02	1	5.8883%	0.00%	5.8609%	1.005	0.0273%	0.47%
184	23-Nov-02	1	5.8929%	0.00%	5.8609%	1.005	0.0320%	0.55%
185	24-Nov-02	1	6.0413%	0.00%	5.8609%	1.031	0.1804%	3.08%
186	24-Nov-02	1	5.9868%	0.00%	5.8609%	1.021	0.1259%	2.15%
187	24-Nov-02	1	5.9519%	0.00%	5.8609%	1.016	0.0910%	1.55%
188	25-Nov-02	1	5.7385%	0.00%	5.8609%	0.979	-0.1224%	-2.09%
189	26-Nov-02	1	5.7596%	0.00%	5.8609%	0.983	-0.1013%	-1.73%
190	26-Nov-02	1	5.8557%	0.00%	5.8609%	0.999	-0.0052%	-0.09%
191	27-Nov-02	1	5.9699%	0.00%	5.8609%	1.019	0.1090%	1.86%
192	27-Nov-02	1	6.0099%	0.00%	5.8609%	1.025	0.1490%	2.54%
193	27-Nov-02	1	6.1571%	0.00%	5.8609%	1.051	0.2962%	5.05%
194	27-Nov-02	1	5.9242%	0.00%	5.8609%	1.011	0.0633%	1.08%
195	28-Nov-02	1	5.9462%	0.00%	5.8609%	1.015	0.0853%	1.45%
196	28-Nov-02	1	5.9186%	0.00%	5.8609%	1.010	0.0577%	0.98%
197	28-Nov-02	1	6.1115%	0.00%	5.8609%	1.043	0.2506%	4.28%
198	28-Nov-02	1	5.8696%	0.00%	5.8609%	1.001	0.0087%	0.15%
199	29-Nov-02	1	5.9122%	0.00%	5.8609%	1.009	0.0513%	0.88%
200	29-Nov-02	1	5.8740%	0.00%	5.8609%	1.002	0.0131%	0.22%
201	30-Nov-02	1	6.0297%	0.00%	5.8609%	1.029	0.1688%	2.88%
202	01-Dec-02	1	5.7286%	0.00%	5.8609%	0.977	-0.1323%	-2.26%
203	01-Dec-02	1	5.9610%	0.00%	5.8609%	1.017	0.1001%	1.71%
204	02-Dec-02	1	6.0921%	0.00%	5.8609%	1.039	0.2312%	3.94%
205	03-Dec-02	1	5.8005%	0.00%	5.8609%	0.990	-0.0604%	-1.03%
206	04-Dec-02	1	5.8372%	0.00%	5.8609%	0.996	-0.0237%	-0.41%
207	05-Dec-02	1	5.9728%	0.00%	5.8609%	1.019	0.1119%	1.91%
208	05-Dec-02	1	5.8344%	0.00%	5.8609%	0.995	-0.0265%	-0.45%
209	06-Dec-02	1	5.9572%	0.00%	5.8609%	1.016	0.0962%	1.64%
210	07-Dec-02	1	5.9522%	0.00%	5.8609%	1.016	0.0913%	1.56%
211	07-Dec-02	1	6.0348%	0.00%	5.8609%	1.030	0.1739%	2.97%
212	07-Dec-02	1	6.0128%	0.00%	5.8609%	1.026	0.1518%	2.59%
213	08-Dec-02	1	5.9306%	0.00%	5.8609%	1.012	0.0697%	1.19%
214	08-Dec-02	1	5.8020%	0.00%	5.8609%	0.990	-0.0589%	-1.00%
215	08-Dec-02	1	5.9292%	0.00%	5.8609%	1.012	0.0683%	1.17%
216	09-Dec-02	1	5.7811%	0.00%	5.8609%	0.986	-0.0798%	-1.36%
217	10-Dec-02	1	5.7272%	0.00%	5.8609%	0.977	-0.1337%	-2.28%
218	11-Dec-02	1	5.9434%	0.00%	5.8609%	1.014	0.0825%	1.41%
219	11-Dec-02	1	5.9857%	0.00%	5.8609%	1.021	0.1248%	2.13%
220	12-Dec-02	1	6.0722%	0.00%	5.8609%	1.036	0.2113%	3.61%
221	12-Dec-02	1	5.8458%	0.00%	5.8609%	0.997	-0.0152%	-0.26%
222	13-Dec-02	1	5.9251%	0.00%	5.8609%	1.011	0.0642%	1.10%
223	13-Dec-02	1	5.9962%	0.00%	5.8609%	1.023	0.1352%	2.31%
224	13-Dec-02	1	6.1127%	0.00%	5.8609%	1.043	0.2518%	4.30%
225	14-Dec-02	1	5.8915%	0.00%	5.8609%	1.005	0.0305%	0.52%
226	14-Dec-02	1	5.8412%	0.00%	5.8609%	0.997	-0.0197%	-0.34%

227	15-Dec-02	1	5.8581%	0.00%	5.8609%	1.000	-0.0028%	-0.05%
228	16-Dec-02	1	5.8805%	0.00%	5.8609%	1.003	0.0196%	0.33%
229	16-Dec-02	1	6.0536%	0.00%	5.8609%	1.033	0.1927%	3.29%
230	17-Dec-02	1	5.9413%	0.00%	5.8609%	1.014	0.0804%	1.37%
231	17-Dec-02	1	5.9818%	0.00%	5.8609%	1.021	0.1209%	2.06%
232	17-Dec-02	1	5.7745%	0.00%	5.8609%	0.985	-0.0864%	-1.47%
233	17-Dec-02	1	5.9619%	0.00%	5.8609%	1.017	0.1010%	1.72%
234	18-Dec-02	1	5.8643%	0.00%	5.8609%	1.001	0.0034%	0.06%
235	18-Dec-02	1	5.7993%	0.00%	5.8609%	0.989	-0.0616%	-1.05%
236	19-Dec-02	1	5.9194%	0.00%	5.8609%	1.010	0.0585%	1.00%
237	19-Dec-02	1	5.7804%	0.00%	5.8609%	0.986	-0.0805%	-1.37%
238	20-Dec-02	1	6.0189%	0.00%	5.8609%	1.027	0.1580%	2.70%
239	21-Dec-02	1	5.8784%	0.00%	5.8609%	1.003	0.0175%	0.30%
240	21-Dec-02	1	5.8656%	0.00%	5.8609%	1.001	0.0047%	0.08%
241	22-Dec-02	1	5.8842%	0.00%	5.8609%	1.004	0.0233%	0.40%
242	22-Dec-02	1	6.1368%	0.00%	5.8609%	1.047	0.2759%	4.71%
243	23-Dec-02	1	5.8027%	0.00%	5.8609%	0.990	-0.0582%	-0.99%
244	23-Dec-02	1	5.7723%	0.00%	5.8609%	0.985	-0.0886%	-1.51%
245	24-Dec-02	1	5.7533%	0.00%	5.8609%	0.982	-0.1076%	-1.84%
246	24-Dec-02	1	5.9298%	0.00%	5.8609%	1.012	0.0689%	1.18%
247	24-Dec-02	1	5.9236%	0.00%	5.8609%	1.011	0.0627%	1.07%
248	25-Dec-02	1	5.8311%	0.00%	5.8609%	0.995	-0.0298%	-0.51%
249	26-Dec-02	1	5.9748%	0.00%	5.8609%	1.019	0.1139%	1.94%
250	28-Dec-02	1	5.8749%	0.00%	5.8609%	1.002	0.0140%	0.24%
251	29-Dec-02	1	6.0096%	0.00%	5.8609%	1.025	0.1486%	2.54%
252	29-Dec-02	1	5.8599%	0.00%	5.8609%	1.000	-0.0010%	-0.02%
253	29-Dec-02	1	6.0105%	0.00%	5.8609%	1.026	0.1496%	2.55%
254	30-Dec-02	1	6.0371%	0.00%	5.8609%	1.030	0.1762%	3.01%
255	30-Dec-02	1	5.9824%	0.00%	5.8609%	1.021	0.1215%	2.07%
256	31-Dec-02	1	5.9198%	0.00%	5.8609%	1.010	0.0588%	1.00%
257	31-Dec-02	1	5.9991%	0.00%	5.8609%	1.024	0.1382%	2.36%

Statistical outliers are in **bold**,
and are not included in graphs
and tables.

RESULTS OF ANALYSIS OF 241-Pu DATA

1st QUARTER 2002 Calex 1

	HANFORD	LLNL	LANL	RFAL	SRS
Mean error (weight %)	0.0004%	-0.0002%	0.0001%	-0.0005%	-0.0004%
Standard Deviation (weight %)	0.0010%	0.0007%	0.0010%	0.0012%	0.0008%
Uncertainty in the Mean (weight %)	0.0001%	0.0002%	0.0002%	0.0005%	0.0001%
Mean Error (%)	0.29%	-0.17%	0.04%	-0.38%	-0.32%
Standard Deviation (%)	0.77%	0.53%	0.83%	0.93%	0.63%
Uncertainty in the Mean (%)	0.11%	0.12%	0.18%	0.38%	0.09%
Number of Data Points	45	18	21	6	52

Difference from Last Quarter in:

Mean error (weight %)	0.0001%	0.0000%	0.0000%	0.0005%	-0.0009%
Standard Deviation (weight %)	0.0004%	-0.0004%	0.0006%	0.0005%	0.0000%
Uncertainty in the Mean (weight %)	0.0001%	-0.0001%	0.0001%	0.0002%	0.0000%
Mean Error (%)	0.05%	0.02%	0.01%	0.39%	-0.68%
Standard Deviation (%)	0.37%	-0.35%	0.51%	0.42%	-0.03%
Uncertainty in the Mean (%)	0.06%	-0.08%	0.10%	0.15%	-0.01%
Number of Data Points	-1	0	5	1	3

RESULTS OF ANALYSIS OF 241-Pu DATA

2nd QUARTER 2002 Calex 1

	HANFORD	LLNL	LANL	RFAL	SRS
Mean error (weight %)	0.0002%	0.0000%	0.0001%	-0.0012%	-0.0004%
Standard Deviation (weight %)	0.0007%	0.0006%	0.0005%	0.0015%	0.0011%
Uncertainty in the Mean (weight %)	0.0001%	0.0001%	0.0001%	0.0007%	0.0002%
Mean Error (%)	0.19%	-0.03%	0.09%	-0.98%	-0.33%
Standard Deviation (%)	0.56%	0.53%	0.43%	1.24%	0.90%
Uncertainty in the Mean (%)	0.09%	0.10%	0.10%	0.56%	0.12%
Number of Data Points	42	30	20	5	53

Difference from Last Quarter in:

Mean error (weight %)	-0.0001%	0.0002%	0.0001%	-0.0007%	0.0000%
Standard Deviation (weight %)	-0.0003%	0.0000%	-0.0005%	0.0004%	0.0003%
Uncertainty in the Mean (weight %)	0.0000%	0.0000%	-0.0001%	0.0002%	0.0000%
Mean Error (%)	-0.10%	0.14%	0.05%	-0.59%	-0.01%
Standard Deviation (%)	-0.21%	0.00%	-0.40%	0.31%	0.27%
Uncertainty in the Mean (%)	-0.03%	-0.03%	-0.09%	0.18%	0.04%
Number of Data Points	-3	12	-1	-1	1

RESULTS OF ANALYSIS OF 241-Pu DATA
 3rd QUARTER 2002 Calex 1

	HANFORD	LLNL	LANL	RFAL	SRS
Mean error (weight %)	-0.0002%	-0.0002%	0.0001%	-0.0004%	-0.0007%
Standard Deviation (weight %)	0.0006%	0.0007%	0.0005%	0.0012%	0.0012%
Uncertainty in the Mean (weight %)	0.0001%	0.0001%	0.0001%	0.0004%	0.0001%
Mean Error (%)	-0.14%	-0.15%	0.11%	-0.32%	-0.58%
Standard Deviation (%)	0.46%	0.59%	0.39%	0.97%	0.95%
Uncertainty in the Mean (%)	0.07%	0.10%	0.08%	0.29%	0.12%
Number of Data Points	42	35	21	11	61

Difference from Last Quarter in:

Mean error (weight %)	-0.0004%	-0.0001%	0.0000%	0.0008%	-0.0003%
Standard Deviation (weight %)	-0.0001%	0.0001%	-0.0001%	-0.0004%	0.0000%
Uncertainty in the Mean (weight %)	0.0000%	0.0000%	0.0000%	-0.0003%	0.0000%
Mean Error (%)	-0.33%	-0.11%	0.02%	0.65%	-0.26%
Standard Deviation (%)	-0.10%	0.06%	-0.04%	-0.28%	0.05%
Uncertainty in the Mean (%)	-0.02%	0.00%	-0.01%	-0.26%	0.00%
Number of Data Points	0	5	1	6	8

RESULTS OF ANALYSIS OF 241-Pu DATA
 4th QUARTER 2002 Calex 1

	HANFORD	LLNL	LANL	RFAL	SRS
Mean error (weight %)	-0.0002%	-0.0004%	0.0002%	0.0002%	-0.0002%
Standard Deviation (weight %)	0.0007%	0.0007%	0.0004%	0.0015%	0.0018%
Uncertainty in the Mean (weight %)	0.0001%	0.0002%	0.0001%	0.0004%	0.0002%
Mean Error (%)	-0.19%	-0.34%	0.17%	0.16%	-0.20%
Standard Deviation (%)	0.60%	0.60%	0.37%	1.26%	1.51%
Uncertainty in the Mean (%)	0.10%	0.13%	0.09%	0.31%	0.16%
Number of Data Points	40	20	16	16	91

Difference from Last Quarter in:

Mean error (weight %)	-0.0001%	-0.0002%	0.0001%	0.0006%	0.0005%
Standard Deviation (weight %)	0.0002%	0.0000%	0.0000%	0.0003%	0.0006%
Uncertainty in the Mean (weight %)	0.0000%	0.0000%	0.0000%	0.0000%	0.0000%
Mean Error (%)	-0.04%	-0.19%	0.05%	0.48%	0.38%
Standard Deviation (%)	0.14%	0.01%	-0.02%	0.29%	0.55%
Uncertainty in the Mean (%)	0.02%	0.03%	0.01%	0.02%	0.04%
Number of Data Points	-2	-15	-5	5	30

RESULTS OF ANALYSIS OF 241-Pu DATA
 2nd QUARTER 2002 Calex 2

	HANFORD	LLNL	LANL	RFAL	SRS
Mean error (weight %)	****	-0.0029%	****	****	****
Standard Deviation (weight %)	****	0.0011%	****	****	****
Uncertainty in the Mean (weight %)	****	0.0013%	****	****	****
Mean Error (%)	****	-0.40%	****	****	****
Standard Deviation (%)	****	0.16%	****	****	****
Uncertainty in the Mean (%)	****	0.18%	****	****	****
Number of Data Points	****	2	****	****	****

Difference from Last Quarter in:

Mean error (weight %)	****	****	****	****	****
Standard Deviation (weight %)	****	****	****	****	****
Uncertainty in the Mean (weight %)	****	****	****	****	****
Mean Error (%)	****	****	****	****	****
Standard Deviation (%)	****	****	****	****	****
Uncertainty in the Mean (%)	****	****	****	****	****
Number of Data Points	0	2	0	0	0

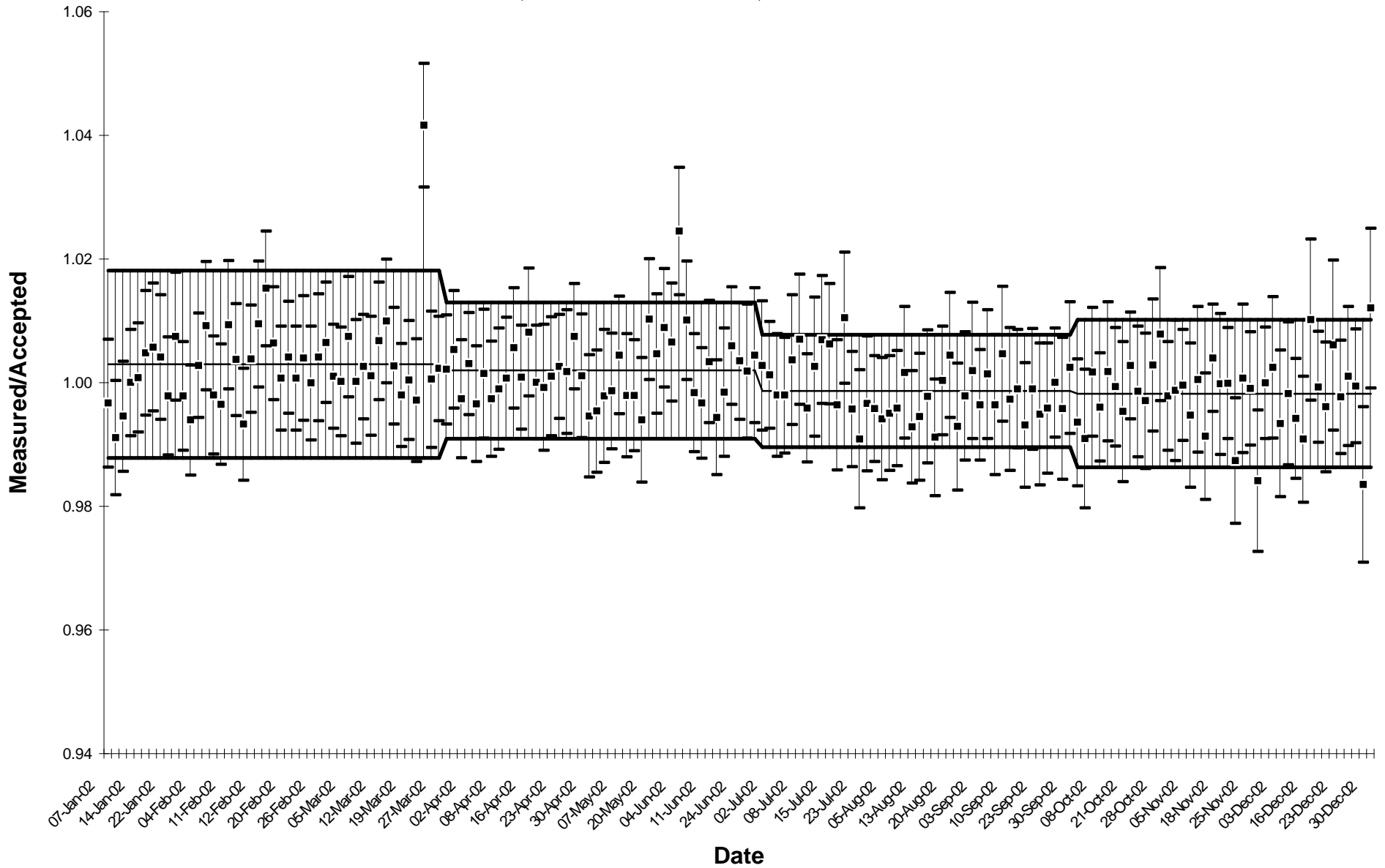
RESULTS OF ANALYSIS OF 241-Pu DATA
 3rd QUARTER 2002 Calex 2

	HANFORD	LLNL	LANL	RFAL	SRS
Mean error (weight %)	****	-0.0003%	****	****	****
Standard Deviation (weight %)	****	0.0037%	****	****	****
Uncertainty in the Mean (weight %)	****	0.0011%	****	****	****
Mean Error (%)	****	-0.04%	****	****	****
Standard Deviation (%)	****	0.52%	****	****	****
Uncertainty in the Mean (%)	****	0.16%	****	****	****
Number of Data Points	****	2	****	****	****

Difference from Last Quarter in:

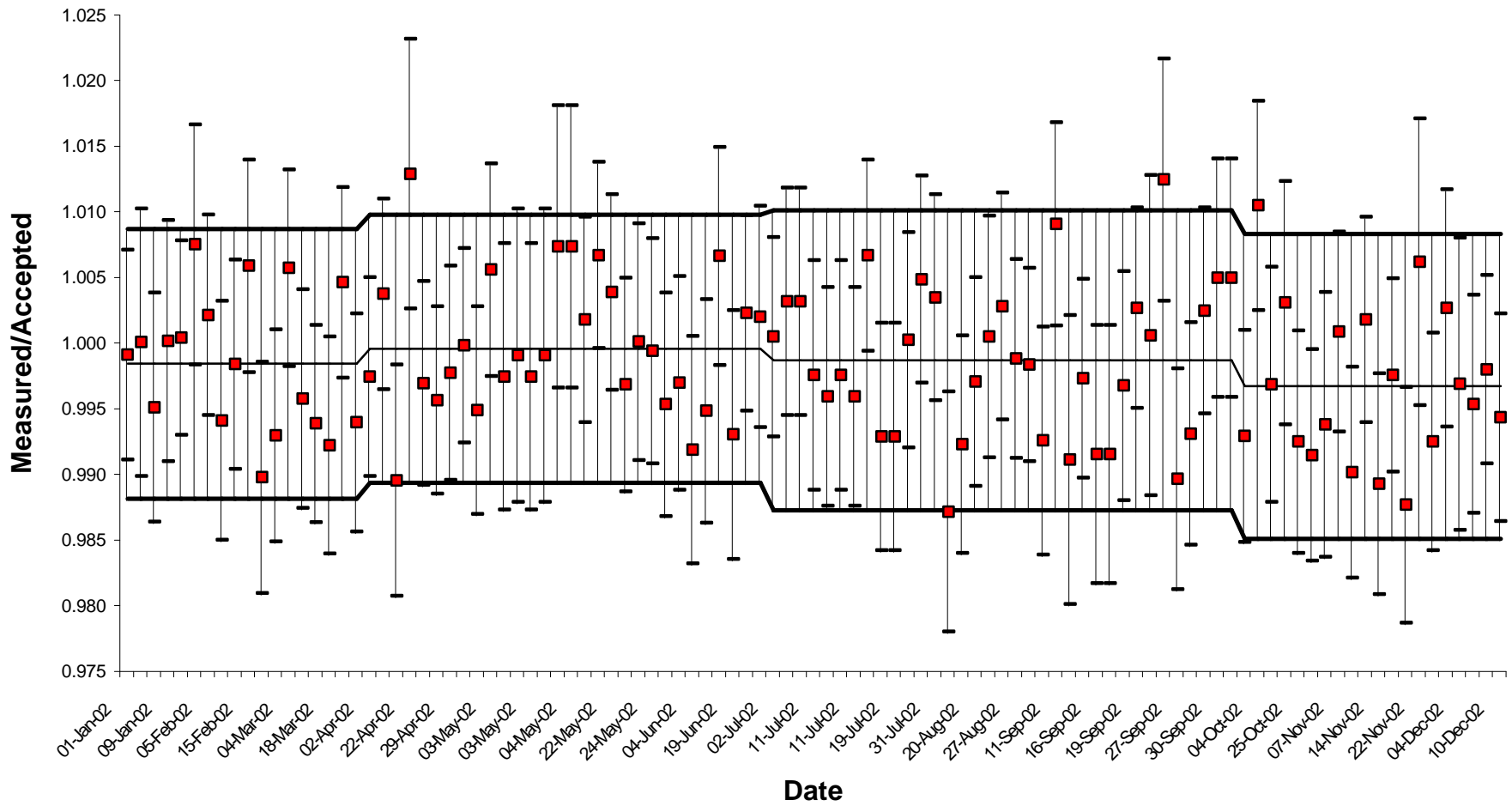
Mean error (weight %)	****	0.0027%	****	****	****
Standard Deviation (weight %)	****	0.0026%	****	****	****
Uncertainty in the Mean (weight %)	****	-0.0002%	****	****	****
Mean Error (%)	****	0.36%	****	****	****
Standard Deviation (%)	****	0.36%	****	****	****
Uncertainty in the Mean (%)	****	-0.02%	****	****	****
Number of Data Points	0	0	0	0	0

HANFORD
241-Pu
1st Quarter 2002 - 4th Quarter 2002



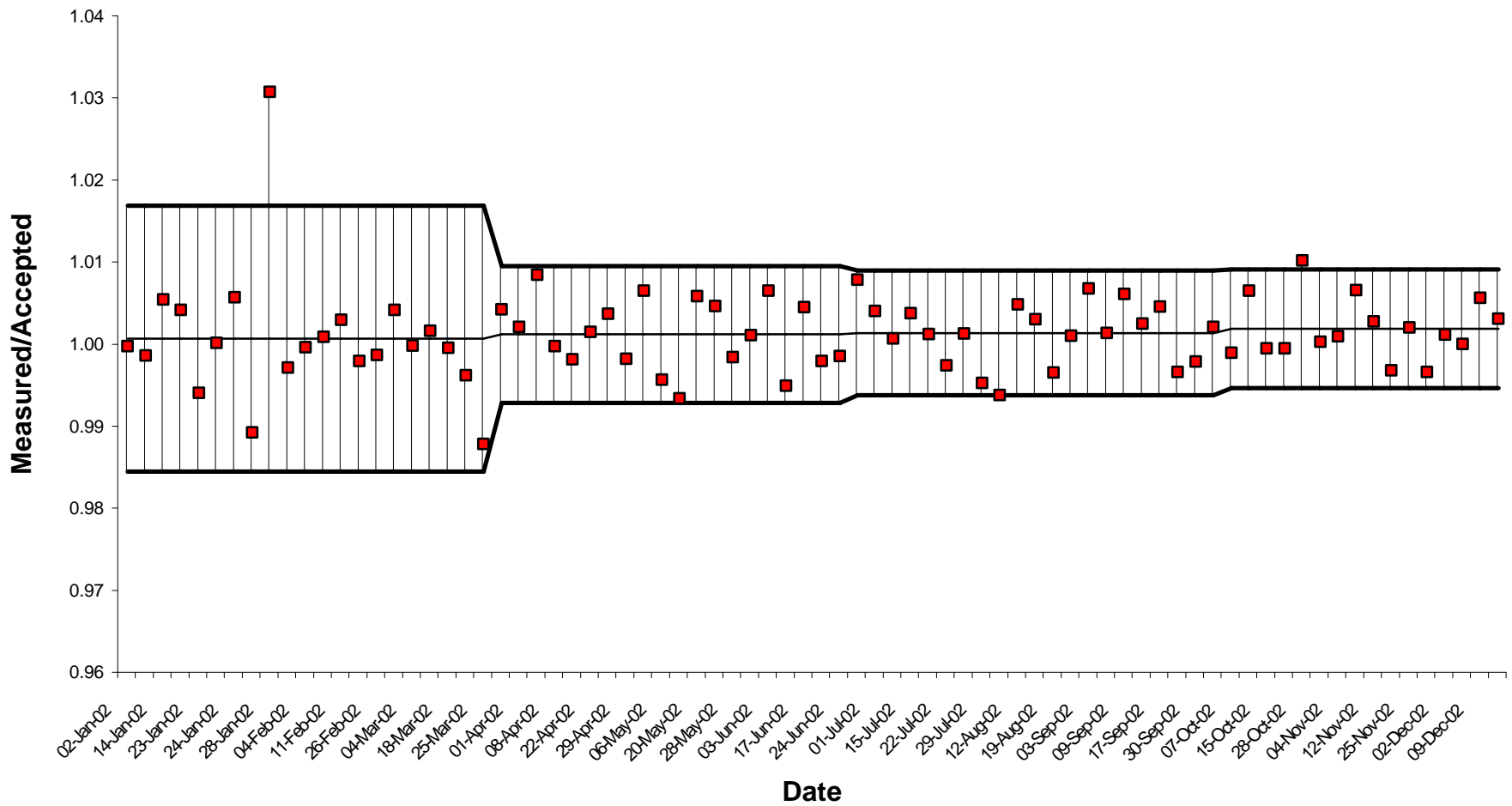
All standard deviation and uncertainty limits are at two sigma.

LAWRENCE LIVERMORE
241-Pu, Calex 1
1st Quarter 2002 - 4th Quarter 2002



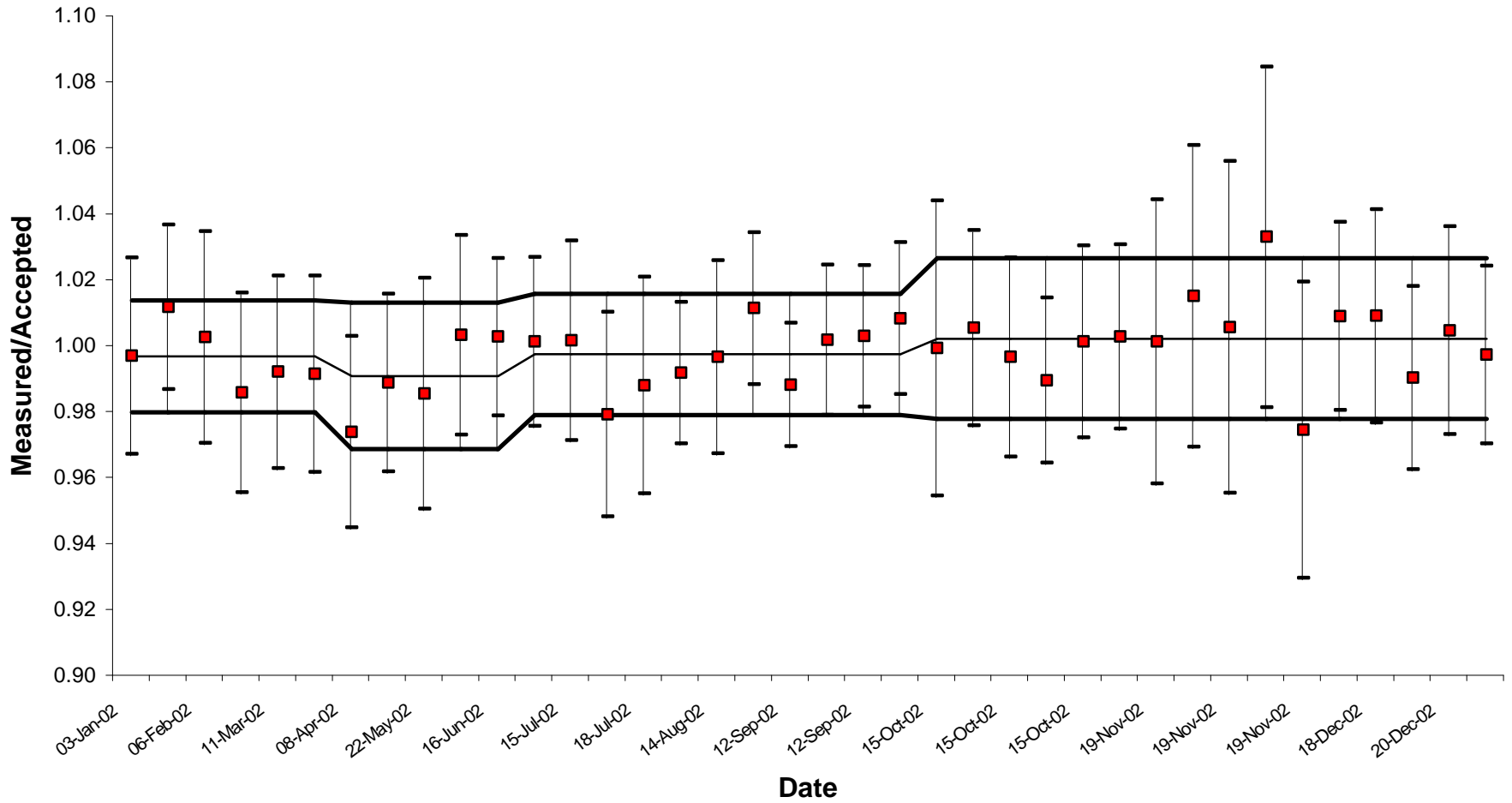
All standard deviation and uncertainty limits are at two sigma.

LOS ALAMOS
²⁴¹Pu
1st Quarter 2002 - 4th Quarter 2002



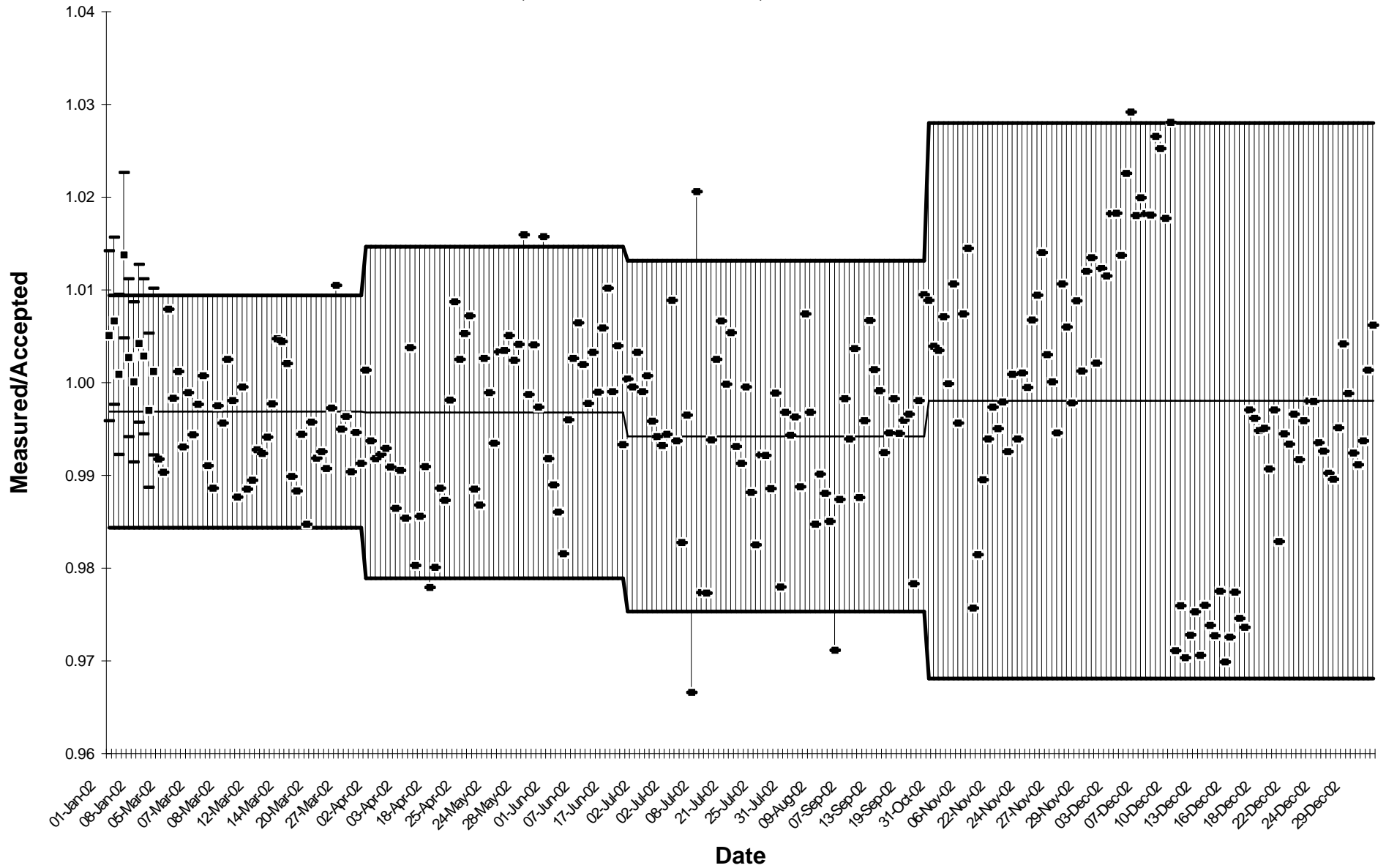
All standard deviation and uncertainty limits are at two sigma.

ROCKY FLATS - ANALYTICAL LAB
241-Pu
1st Quarter 2002 - 4th Quarter 2002



All standard deviation and uncertainty limits are at two sigma.

SAVANNAH RIVER
241-Pu
1st Quarter 2002 - 4th Quarter 2002



All standard deviation and uncertainty limits are at two sigma.

RESULTS OF ANALYSIS OF 241-Pu DATA
2002 Calex 1

	HANFORD	LLNL	LANL	RFAL	SRS
Mean error (weight %)	0.0001%	-0.0002%	0.0001%	-0.0003%	-0.0042%
Standard Deviation (weight %)	0.0008%	0.0007%	0.0007%	0.0014%	0.0136%
Uncertainty in the Mean (weight %)	0.0001%	0.0001%	0.0001%	0.0002%	0.0009%
Mean Error (%)	0.04%	-0.16%	0.10%	-0.22%	-0.34%
Standard Deviation (%)	0.64%	0.56%	0.54%	1.15%	1.13%
Uncertainty in the Mean (%)	0.05%	0.06%	0.06%	0.19%	0.07%
Number of Data Points	169	103	78	38	257
Number of Outliers	0	0	0	0	0

Difference from Last Year in:

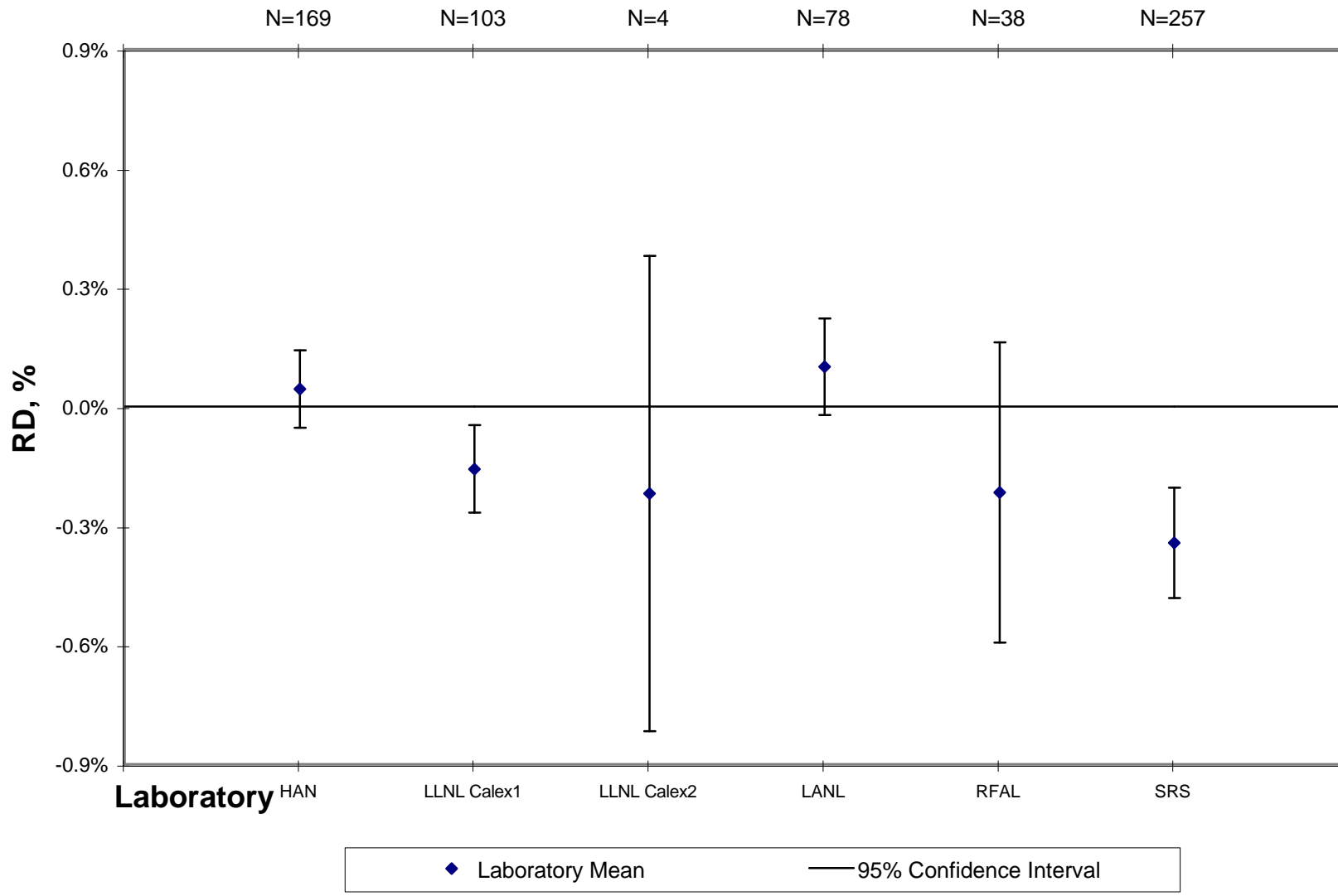
Mean error (weight %)	-0.0001%	0.0000%	0.0000%	-0.0001%	-0.0093%
Standard Deviation (weight %)	0.0002%	-0.0001%	0.0002%	0.0001%	0.0050%
Uncertainty in the Mean (weight %)	0.0000%	0.0000%	0.0000%	0.0000%	0.0001%
Mean Error (%)	-0.07%	-0.01%	-0.02%	-0.10%	-0.74%
Standard Deviation (%)	0.22%	-0.08%	0.20%	0.14%	0.46%
Uncertainty in the Mean (%)	0.02%	-0.03%	0.02%	-0.03%	0.01%
Number of Data Points	-27	41	8	16	124
Number of Outliers	-1	-2	0	0	-1

RESULTS OF ANALYSIS OF 241-Pu DATA
2002 Calex 2

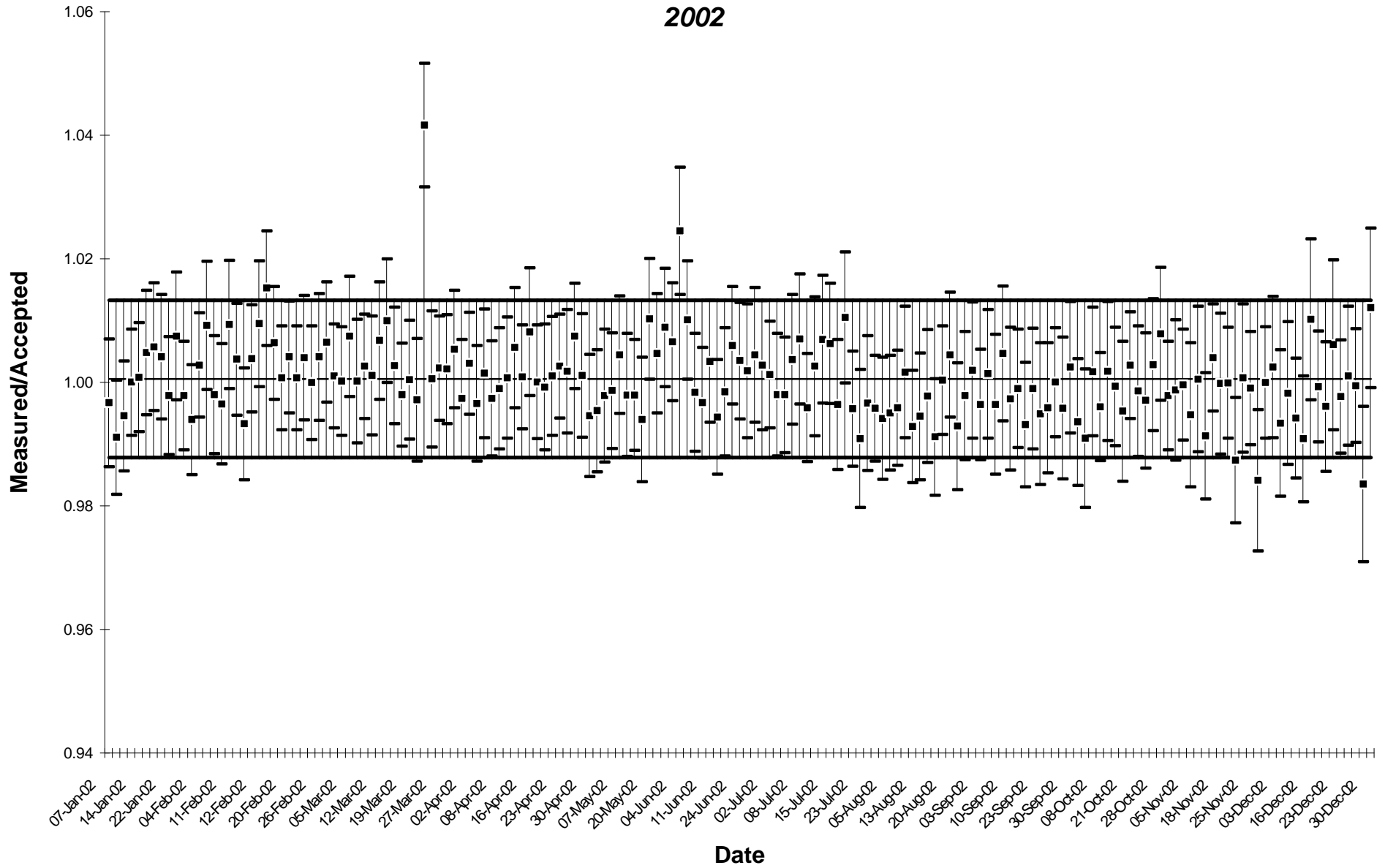
	HANFORD	LLNL	LANL	RFAL	SRS
Mean error (weight %)	****	-0.0016%	****	****	****
Standard Deviation (weight %)	****	0.0027%	****	****	****
Uncertainty in the Mean (weight %)	****	0.0014%	****	****	****
Mean Error (%)	****	-0.22%	****	****	****
Standard Deviation (%)	****	0.38%	****	****	****
Uncertainty in the Mean (%)	****	0.19%	****	****	****
Number of Data Points	****	4	****	****	****
Number of Outliers	****	0	****	****	****
Difference from Last Year in:					
Mean error (weight %)	****	****	****	****	****
Standard Deviation (weight %)	****	****	****	****	****
Uncertainty in the Mean (weight %)	****	****	****	****	****
Mean Error (%)	****	****	****	****	****
Standard Deviation (%)	****	****	****	****	****
Uncertainty in the Mean (%)	****	****	****	****	****
Number of Data Points	0	4	0	0	0
Number of Outliers	0	0	0	0	0

New Brunswick Laboratory Calorimetry Exchange Program

Percent ²⁴¹Pu, 2002

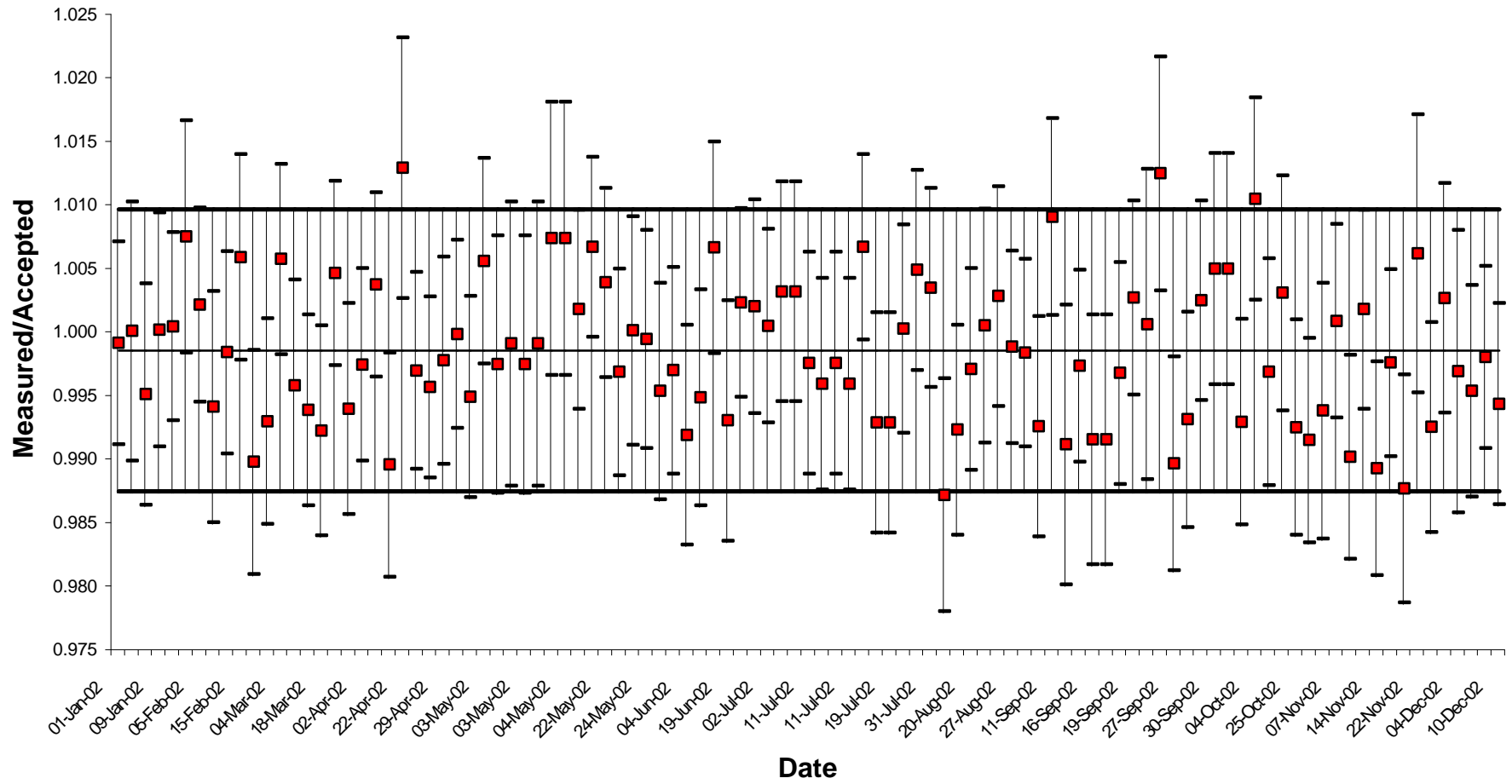


HANFORD
241-Pu
2002



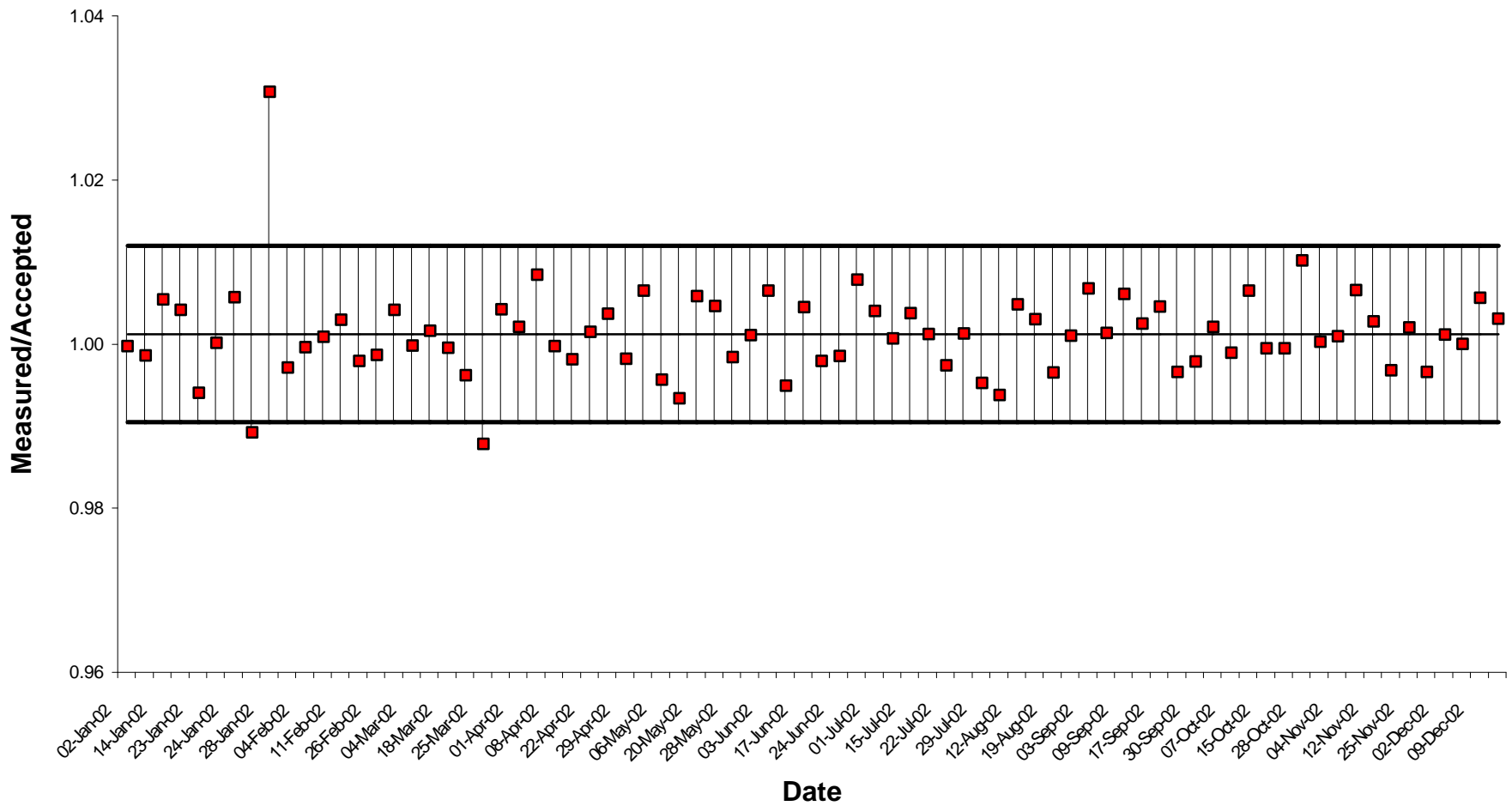
All standard deviation and uncertainty limits are at two sigma.

LAWRENCE LIVERMORE
241-Pu, Calex 1
2002



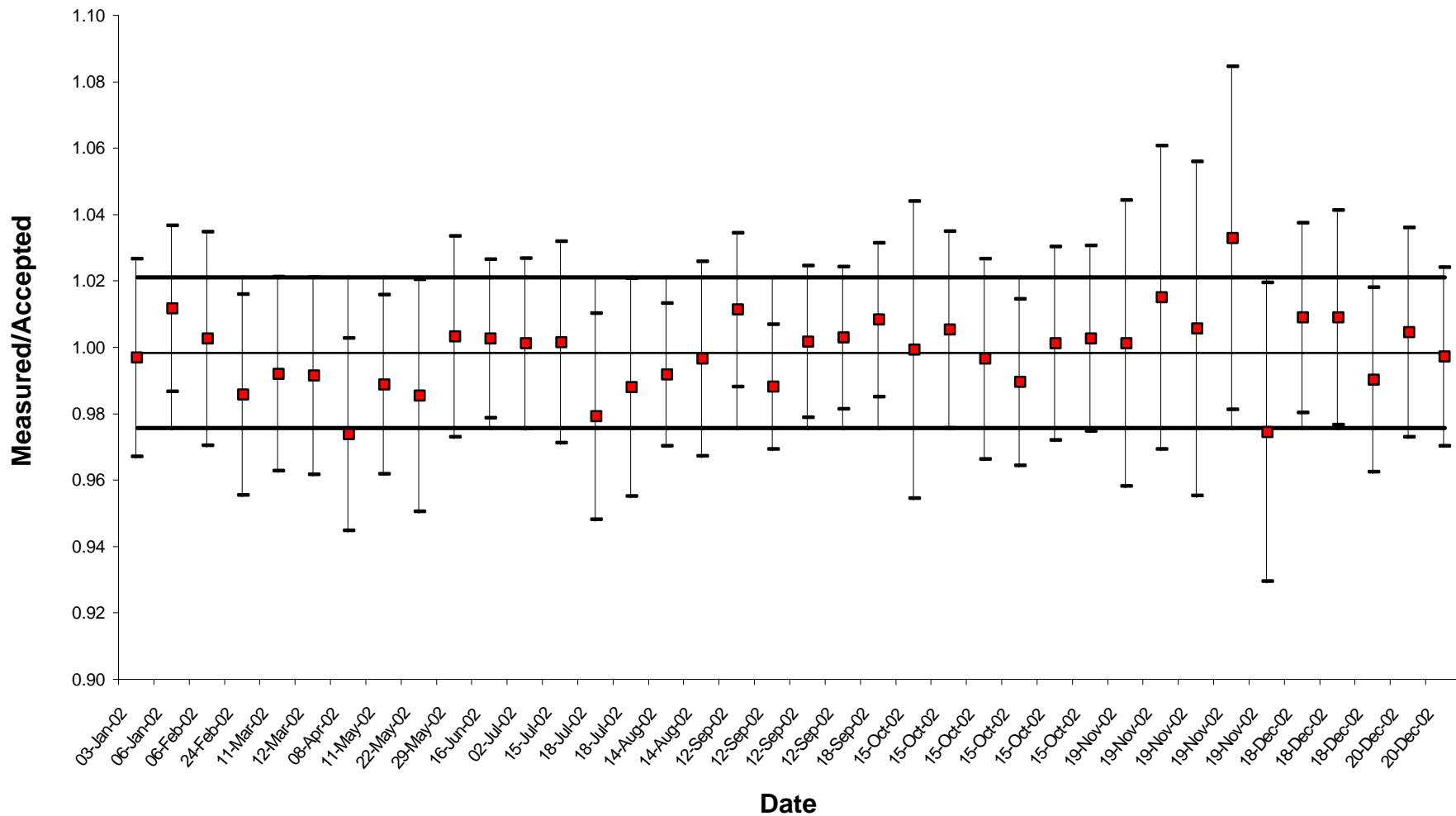
All standard deviation and uncertainty limits are at two sigma.

LOS ALAMOS
²⁴¹Pu
2002



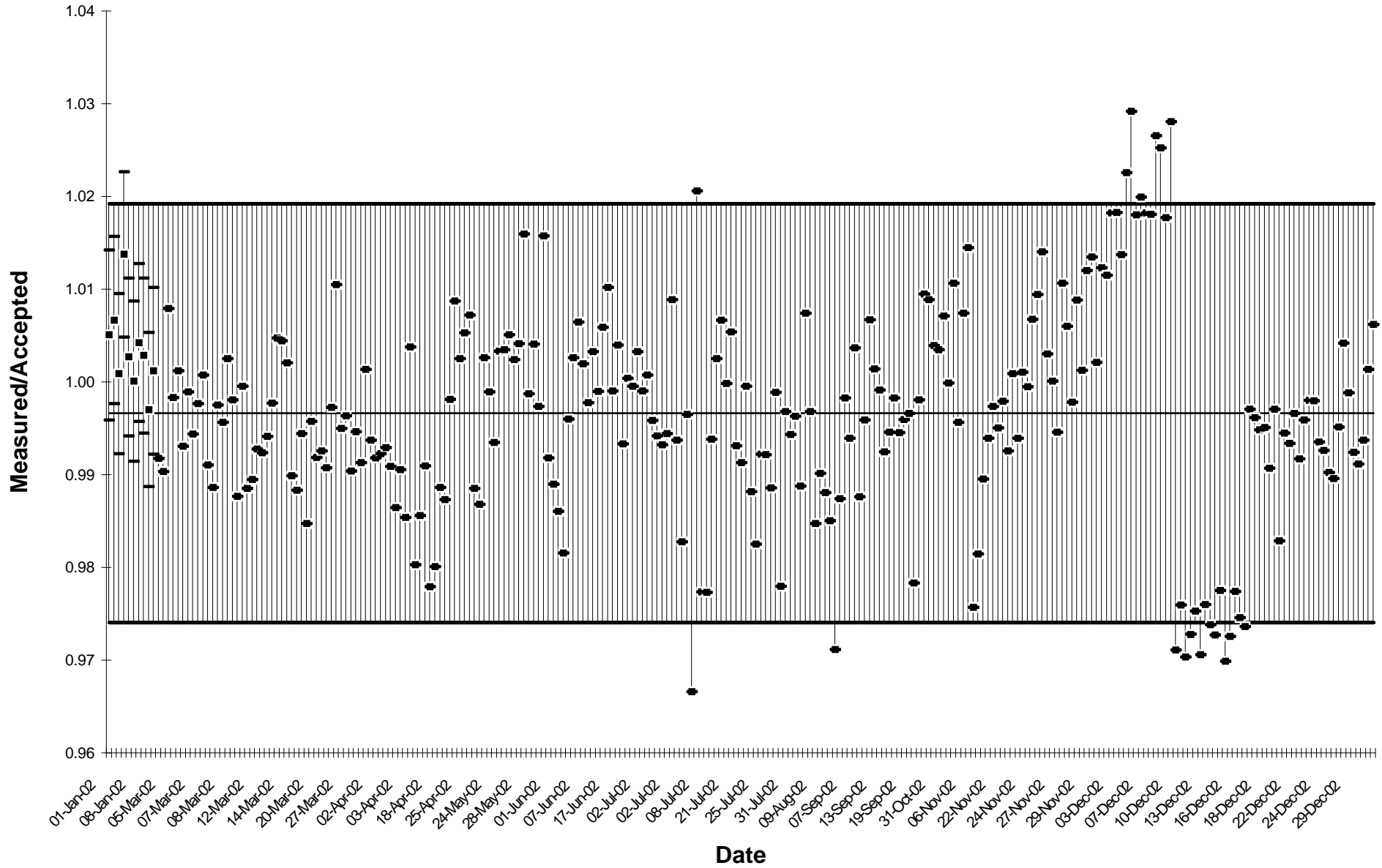
All standard deviation and uncertainty limits are at two sigma.

ROCKY FLATS - ANALYTICAL LAB
²⁴¹Pu
2002



All standard deviation and uncertainty limits are at two sigma.

SAVANNAH RIVER
241-Pu
2002



All standard deviation and uncertainty limits are at two sigma.

WEIGHT PERCENT 241-Pu DATA
Calendar Year 2002

HANFORD

#	Date Measured	Instr. ID	241-Pu	Uncert. 1 STD	Accepted Weight %	Ratio M/A	Weight % Error	Percent Error
1	07-Jan-02	1985	0.1245%	0.52%	0.1249%	0.997	-0.0004%	-0.34%
2	07-Jan-02	2026	0.1238%	0.47%	0.1249%	0.991	-0.0011%	-0.90%
3	09-Jan-02	2424	0.1242%	0.45%	0.1249%	0.994	-0.0007%	-0.56%
4	14-Jan-02	2026	0.1248%	0.43%	0.1248%	1.000	0.0000%	-0.01%
5	14-Jan-02	1985	0.1249%	0.44%	0.1248%	1.001	0.0001%	0.07%
6	14-Jan-02	2424	0.1254%	0.50%	0.1248%	1.005	0.0006%	0.47%
7	21-Jan-02	2026	0.1254%	0.51%	0.1247%	1.006	0.0007%	0.56%
8	21-Jan-02	2424	0.1252%	0.50%	0.1247%	1.004	0.0005%	0.40%
9	22-Jan-02	1985	0.1244%	0.48%	0.1247%	0.998	-0.0003%	-0.23%
10	28-Jan-02	1985	0.1255%	0.51%	0.1246%	1.007	0.0009%	0.74%
11	28-Jan-02	2026	0.1243%	0.44%	0.1246%	0.998	-0.0003%	-0.23%
12	29-Jan-02	2424	0.1238%	0.45%	0.1246%	0.994	-0.0008%	-0.61%
13	04-Feb-02	2026	0.1248%	0.42%	0.1245%	1.003	0.0003%	0.27%
14	04-Feb-02	1985	0.1256%	0.51%	0.1245%	1.009	0.0011%	0.91%
15	04-Feb-02	2424	0.1242%	0.48%	0.1245%	0.998	-0.0003%	-0.21%
16	05-Feb-02	2740	0.1240%	0.49%	0.1245%	0.996	-0.0005%	-0.36%
17	11-Feb-02	1985	0.1255%	0.51%	0.1244%	1.009	0.0011%	0.92%
18	11-Feb-02	2026	0.1248%	0.45%	0.1244%	1.004	0.0004%	0.36%
19	11-Feb-02	2424	0.1235%	0.46%	0.1244%	0.993	-0.0009%	-0.69%
20	12-Feb-02	2740	0.1248%	0.43%	0.1243%	1.004	0.0005%	0.37%
21	12-Feb-02	1985	0.1255%	0.50%	0.1243%	1.009	0.0012%	0.94%
22	19-Feb-02	1985	0.1261%	0.45%	0.1242%	1.015	0.0019%	1.51%
23	19-Feb-02	2026	0.1250%	0.45%	0.1242%	1.006	0.0008%	0.63%
24	19-Feb-02	2740	0.1243%	0.42%	0.1242%	1.001	0.0001%	0.06%
25	20-Feb-02	2424	0.1247%	0.45%	0.1242%	1.004	0.0005%	0.40%
26	25-Feb-02	2740	0.1242%	0.42%	0.1241%	1.001	0.0001%	0.06%
27	25-Feb-02	2424	0.1246%	0.50%	0.1241%	1.004	0.0005%	0.39%
28	25-Feb-02	2026	0.1241%	0.46%	0.1241%	1.000	0.0000%	-0.02%
29	26-Feb-02	1985	0.1246%	0.51%	0.1241%	1.004	0.0005%	0.40%
30	04-Mar-02	1985	0.1248%	0.48%	0.1240%	1.006	0.0008%	0.64%
31	05-Mar-02	2026	0.1241%	0.42%	0.1240%	1.001	0.0001%	0.09%
32	05-Mar-02	2740	0.1240%	0.44%	0.1240%	1.000	0.0000%	0.01%
33	05-Mar-02	2424	0.1249%	0.48%	0.1240%	1.007	0.0009%	0.73%
34	11-Mar-02	2424	0.1239%	0.50%	0.1239%	1.000	0.0000%	0.01%
35	11-Mar-02	2740	0.1242%	0.42%	0.1239%	1.002	0.0003%	0.25%
36	12-Mar-02	2026	0.1240%	0.48%	0.1239%	1.001	0.0001%	0.10%
37	12-Mar-02	1985	0.1247%	0.47%	0.1239%	1.007	0.0008%	0.66%
38	18-Mar-02	1985	0.1250%	0.49%	0.1238%	1.010	0.0012%	0.99%
39	18-Mar-02	2026	0.1241%	0.47%	0.1238%	1.003	0.0003%	0.26%
40	19-Mar-02	2740	0.1235%	0.42%	0.1238%	0.998	-0.0003%	-0.21%
41	19-Mar-02	2424	0.1238%	0.48%	0.1238%	1.000	0.0000%	0.03%
42	25-Mar-02	1985	0.1233%	0.50%	0.1237%	0.997	-0.0004%	-0.30%
43	25-Mar-02	2026	0.1288%	0.46%	0.1237%	1.042	0.0051%	4.15%

44	26-Mar-02	2424	0.1237%	0.55%	0.1236%	1.000	0.0001%	0.04%
45	27-Mar-02	2740	0.1239%	0.42%	0.1236%	1.002	0.0003%	0.22%
46	01-Apr-02	2026	0.1238%	0.44%	0.1236%	1.002	0.0003%	0.20%
47	01-Apr-02	1985	0.1242%	0.47%	0.1236%	1.005	0.0007%	0.53%
48	02-Apr-02	2424	0.1232%	0.48%	0.1235%	0.997	-0.0003%	-0.27%
49	02-Apr-02	2740	0.1239%	0.41%	0.1235%	1.003	0.0004%	0.30%
50	08-Apr-02	2026	0.1230%	0.47%	0.1234%	0.996	-0.0004%	-0.35%
51	08-Apr-02	1985	0.1236%	0.52%	0.1234%	1.001	0.0002%	0.13%
52	08-Apr-02	2424	0.1231%	0.47%	0.1234%	0.997	-0.0003%	-0.27%
53	08-Apr-02	2740	0.1233%	0.49%	0.1234%	0.999	-0.0001%	-0.11%
54	15-Apr-02	2026	0.1234%	0.49%	0.1233%	1.001	0.0001%	0.06%
55	15-Apr-02	2424	0.1240%	0.48%	0.1233%	1.005	0.0007%	0.55%
56	16-Apr-02	2740	0.1234%	0.42%	0.1233%	1.001	0.0001%	0.08%
57	16-Apr-02	1985	0.1243%	0.51%	0.1233%	1.008	0.0010%	0.81%
58	22-Apr-02	2026	0.1232%	0.46%	0.1232%	1.000	0.0000%	-0.01%
59	22-Apr-02	1985	0.1231%	0.51%	0.1232%	0.999	-0.0001%	-0.09%
60	23-Apr-02	2424	0.1233%	0.48%	0.1232%	1.001	0.0001%	0.09%
61	23-Apr-02	2740	0.1235%	0.42%	0.1232%	1.003	0.0003%	0.25%
62	29-Apr-02	2740	0.1233%	0.50%	0.1231%	1.002	0.0002%	0.17%
63	29-Apr-02	2026	0.1240%	0.42%	0.1231%	1.007	0.0009%	0.74%
64	30-Apr-02	1985	0.1232%	0.50%	0.1231%	1.001	0.0001%	0.10%
65	30-Apr-02	2424	0.1224%	0.50%	0.1231%	0.994	-0.0007%	-0.55%
66	06-May-02	2424	0.1224%	0.50%	0.1230%	0.995	-0.0006%	-0.47%
67	06-May-02	1985	0.1227%	0.54%	0.1230%	0.998	-0.0003%	-0.23%
68	06-May-02	2026	0.1228%	0.47%	0.1230%	0.999	-0.0002%	-0.15%
69	07-May-02	2740	0.1235%	0.47%	0.1230%	1.004	0.0005%	0.44%
70	13-May-02	1985	0.1226%	0.50%	0.1229%	0.998	-0.0003%	-0.22%
71	13-May-02	2026	0.1226%	0.45%	0.1229%	0.998	-0.0003%	-0.22%
72	20-May-02	2026	0.1220%	0.51%	0.1228%	0.994	-0.0008%	-0.61%
73	20-May-02	1985	0.1240%	0.48%	0.1228%	1.010	0.0012%	1.02%
74	21-May-02	2424	0.1233%	0.48%	0.1227%	1.005	0.0006%	0.46%
75	03-Jun-02	1985	0.1236%	0.47%	0.1225%	1.009	0.0011%	0.88%
76	04-Jun-02	2740	0.1233%	0.47%	0.1225%	1.006	0.0008%	0.64%
77	04-Jun-02	2424	0.1255%	0.49%	0.1225%	1.024	0.0030%	2.44%
78	06-Jun-02	2026	0.1237%	0.47%	0.1225%	1.010	0.0012%	1.00%
79	10-Jun-02	1985	0.1222%	0.48%	0.1224%	0.998	-0.0002%	-0.17%
80	10-Jun-02	2026	0.1220%	0.45%	0.1224%	0.997	-0.0004%	-0.34%
81	11-Jun-02	2424	0.1228%	0.49%	0.1224%	1.003	0.0004%	0.33%
82	17-Jun-02	2026	0.1216%	0.47%	0.1223%	0.994	-0.0007%	-0.57%
83	17-Jun-02	2424	0.1221%	0.52%	0.1223%	0.998	-0.0002%	-0.16%
84	18-Jun-02	1985	0.1230%	0.47%	0.1223%	1.006	0.0007%	0.58%
85	24-Jun-02	2026	0.1226%	0.47%	0.1222%	1.003	0.0004%	0.34%
86	24-Jun-02	2424	0.1224%	0.54%	0.1222%	1.002	0.0002%	0.17%
87	25-Jun-02	1985	0.1227%	0.54%	0.1222%	1.004	0.0005%	0.43%
88	01-Jul-02	1985	0.1224%	0.52%	0.1221%	1.003	0.0003%	0.27%
89	02-Jul-02	2026	0.1222%	0.43%	0.1221%	1.001	0.0001%	0.12%
90	02-Jul-02	2424	0.1218%	0.50%	0.1221%	0.998	-0.0003%	-0.21%
91	08-Jul-02	2026	0.1217%	0.47%	0.1220%	0.998	-0.0003%	-0.21%
92	08-Jul-02	1985	0.1224%	0.52%	0.1220%	1.004	0.0004%	0.36%
93	08-Jul-02	2424	0.1228%	0.52%	0.1220%	1.007	0.0008%	0.69%

94	11-Jul-02	1985	0.1214%	0.44%	0.1219%	0.996	-0.0005%	-0.42%
95	12-Jul-02	2424	0.1222%	0.56%	0.1219%	1.002	0.0003%	0.25%
96	14-Jul-02	2026	0.1227%	0.51%	0.1219%	1.007	0.0008%	0.68%
97	15-Jul-02	2424	0.1226%	0.48%	0.1219%	1.006	0.0008%	0.62%
98	15-Jul-02	1985	0.1214%	0.53%	0.1219%	0.996	-0.0005%	-0.37%
99	22-Jul-02	1985	0.1230%	0.52%	0.1217%	1.010	0.0013%	1.04%
100	22-Jul-02	2026	0.1212%	0.47%	0.1217%	0.996	-0.0005%	-0.44%
101	23-Jul-02	2424	0.1206%	0.57%	0.1217%	0.991	-0.0011%	-0.92%
102	29-Jul-02	2424	0.1212%	0.55%	0.1216%	0.997	-0.0004%	-0.35%
103	29-Jul-02	2026	0.1211%	0.43%	0.1216%	0.996	-0.0005%	-0.43%
104	29-Jul-02	1985	0.1209%	0.50%	0.1216%	0.994	-0.0007%	-0.60%
105	05-Aug-02	2026	0.1209%	0.47%	0.1215%	0.995	-0.0006%	-0.50%
106	05-Aug-02	1985	0.1210%	0.47%	0.1215%	0.996	-0.0005%	-0.42%
107	05-Aug-02	2424	0.1217%	0.53%	0.1215%	1.002	0.0002%	0.15%
108	13-Aug-02	2026	0.1205%	0.46%	0.1214%	0.993	-0.0009%	-0.73%
109	13-Aug-02	1985	0.1207%	0.52%	0.1214%	0.994	-0.0007%	-0.56%
110	13-Aug-02	2424	0.1211%	0.54%	0.1214%	0.998	-0.0003%	-0.23%
111	19-Aug-02	1985	0.1202%	0.48%	0.1213%	0.991	-0.0011%	-0.90%
112	20-Aug-02	2026	0.1213%	0.44%	0.1213%	1.000	0.0000%	0.02%
113	20-Aug-02	2424	0.1218%	0.50%	0.1213%	1.004	0.0005%	0.44%
114	26-Aug-02	2026	0.1203%	0.52%	0.1212%	0.993	-0.0009%	-0.72%
115	26-Aug-02	1985	0.1209%	0.52%	0.1212%	0.998	-0.0003%	-0.23%
116	26-Aug-02	2424	0.1214%	0.55%	0.1212%	1.002	0.0002%	0.18%
117	03-Sep-02	2026	0.1206%	0.45%	0.1210%	0.996	-0.0004%	-0.37%
118	03-Sep-02	1985	0.1212%	0.52%	0.1210%	1.001	0.0002%	0.13%
119	03-Sep-02	2424	0.1206%	0.57%	0.1210%	0.996	-0.0004%	-0.37%
120	09-Sep-02	1985	0.1215%	0.54%	0.1210%	1.005	0.0005%	0.45%
121	10-Sep-02	2424	0.1206%	0.58%	0.1209%	0.997	-0.0003%	-0.28%
122	10-Sep-02	2026	0.1208%	0.48%	0.1209%	0.999	-0.0001%	-0.11%
123	16-Sep-02	1985	0.1200%	0.51%	0.1208%	0.993	-0.0008%	-0.70%
124	16-Sep-02	2026	0.1207%	0.49%	0.1208%	0.999	-0.0001%	-0.12%
125	23-Sep-02	2424	0.1201%	0.58%	0.1207%	0.995	-0.0006%	-0.52%
126	24-Sep-02	1985	0.1202%	0.53%	0.1207%	0.996	-0.0005%	-0.42%
127	24-Sep-02	2026	0.1207%	0.44%	0.1207%	1.000	0.0000%	-0.01%
128	30-Sep-02	2424	0.1201%	0.58%	0.1206%	0.996	-0.0005%	-0.43%
129	30-Sep-02	1985	0.1209%	0.53%	0.1206%	1.002	0.0003%	0.23%
130	02-Oct-02	2026	0.1198%	0.52%	0.1206%	0.993	-0.0008%	-0.65%
131	07-Oct-02	2424	0.1194%	0.57%	0.1205%	0.991	-0.0011%	-0.92%
132	07-Oct-02	1985	0.1207%	0.52%	0.1205%	1.002	0.0002%	0.16%
133	08-Oct-02	2026	0.1200%	0.44%	0.1205%	0.996	-0.0005%	-0.41%
134	14-Oct-02	1985	0.1206%	0.56%	0.1204%	1.002	0.0002%	0.17%
135	14-Oct-02	2026	0.1203%	0.48%	0.1204%	0.999	-0.0001%	-0.08%
136	15-Oct-02	2424	0.1198%	0.57%	0.1204%	0.995	-0.0006%	-0.48%
137	21-Oct-02	2026	0.1206%	0.43%	0.1203%	1.003	0.0003%	0.26%
138	21-Oct-02	1985	0.1201%	0.53%	0.1203%	0.998	-0.0002%	-0.15%
139	22-Oct-02	2424	0.1199%	0.55%	0.1203%	0.997	-0.0004%	-0.31%
140	28-Oct-02	1985	0.1205%	0.53%	0.1202%	1.003	0.0003%	0.27%
141	28-Oct-02	2424	0.1211%	0.53%	0.1202%	1.008	0.0009%	0.77%
142	28-Oct-02	2026	0.1199%	0.44%	0.1202%	0.998	-0.0003%	-0.23%
143	04-Nov-02	1985	0.1199%	0.57%	0.1201%	0.999	-0.0002%	-0.13%

144	04-Nov-02	2026	0.1200%	0.45%	0.1201%	0.999	-0.0001%	-0.05%
145	05-Nov-02	2424	0.1194%	0.59%	0.1200%	0.995	-0.0006%	-0.54%
146	11-Nov-02	1985	0.1200%	0.59%	0.1200%	1.000	0.0000%	0.04%
147	11-Nov-02	2424	0.1189%	0.52%	0.1200%	0.991	-0.0011%	-0.88%
148	12-Nov-02	2026	0.1204%	0.43%	0.1199%	1.004	0.0005%	0.39%
149	18-Nov-02	1985	0.1198%	0.57%	0.1198%	1.000	0.0000%	-0.03%
150	19-Nov-02	2026	0.1198%	0.45%	0.1198%	1.000	0.0000%	-0.02%
151	19-Nov-02	2424	0.1183%	0.52%	0.1198%	0.987	-0.0015%	-1.27%
152	25-Nov-02	1985	0.1198%	0.60%	0.1197%	1.001	0.0001%	0.06%
153	25-Nov-02	2026	0.1196%	0.46%	0.1197%	0.999	-0.0001%	-0.11%
154	26-Nov-02	2424	0.1178%	0.59%	0.1197%	0.984	-0.0019%	-1.60%
155	02-Dec-02	2026	0.1196%	0.45%	0.1196%	1.000	0.0000%	-0.02%
156	02-Dec-02	1985	0.1199%	0.57%	0.1196%	1.002	0.0003%	0.23%
157	03-Dec-02	2424	0.1188%	0.60%	0.1196%	0.993	-0.0008%	-0.67%
158	08-Dec-02	1985	0.1193%	0.58%	0.1195%	0.998	-0.0002%	-0.19%
159	09-Dec-02	2026	0.1188%	0.49%	0.1195%	0.994	-0.0007%	-0.59%
160	09-Dec-02	2424	0.1184%	0.52%	0.1195%	0.991	-0.0011%	-0.93%
161	16-Dec-02	1985	0.1206%	0.64%	0.1194%	1.010	0.0012%	1.01%
162	16-Dec-02	2026	0.1193%	0.45%	0.1194%	0.999	-0.0001%	-0.08%
163	17-Dec-02	2424	0.1189%	0.53%	0.1194%	0.996	-0.0005%	-0.40%
164	23-Dec-02	1985	0.1200%	0.68%	0.1193%	1.006	0.0007%	0.60%
165	23-Dec-02	2026	0.1190%	0.46%	0.1193%	0.998	-0.0003%	-0.24%
166	23-Dec-02	2424	0.1194%	0.56%	0.1193%	1.001	0.0001%	0.09%
167	30-Dec-02	2026	0.1191%	0.46%	0.1192%	0.999	-0.0001%	-0.06%
168	30-Dec-02	2424	0.1172%	0.65%	0.1192%	0.983	-0.0020%	-1.66%
169	30-Dec-02	1985	0.1206%	0.63%	0.1192%	1.012	0.0014%	1.19%

LLNL Calex-1

#	Date Measured	Instr. ID	241-Pu	Uncert. 1 STD	Accepted Weight %	Ratio M/A	Weight % Error	Percent Error
1	01-Jan-02	1	0.1249%	0.40%	0.1250%	0.999	-0.0001%	-0.10%
2	02-Jan-02	3A	0.1250%	0.51%	0.1250%	1.000	0.0000%	-0.01%
3	07-Jan-02	3A	0.1243%	0.44%	0.1249%	0.995	-0.0006%	-0.50%
4	09-Jan-02	3A	0.1249%	0.46%	0.1249%	1.000	0.0000%	0.00%
5	23-Jan-02	1	0.1247%	0.37%	0.1247%	1.000	0.0000%	0.03%
6	28-Jan-02	3A	0.1255%	0.45%	0.1246%	1.007	0.0009%	0.74%
7	05-Feb-02	1	0.1247%	0.38%	0.1245%	1.002	0.0002%	0.20%
8	05-Feb-02	3A	0.1237%	0.46%	0.1245%	0.994	-0.0008%	-0.60%
9	07-Feb-02	1	0.1242%	0.40%	0.1244%	0.998	-0.0002%	-0.18%
10	15-Feb-02	1	0.1250%	0.40%	0.1243%	1.006	0.0007%	0.57%
11	21-Feb-02	3A	0.1229%	0.45%	0.1242%	0.990	-0.0013%	-1.04%
12	27-Feb-02	3A	0.1232%	0.41%	0.1241%	0.993	-0.0009%	-0.72%
13	04-Mar-02	1	0.1247%	0.37%	0.1240%	1.006	0.0007%	0.56%
14	08-Mar-02	3A	0.1234%	0.42%	0.1239%	0.996	-0.0005%	-0.44%
15	12-Mar-02	1	0.1231%	0.38%	0.1239%	0.994	-0.0008%	-0.63%
16	18-Mar-02	3A	0.1228%	0.42%	0.1238%	0.992	-0.0010%	-0.79%
17	20-Mar-02	1	0.1243%	0.36%	0.1237%	1.004	0.0006%	0.45%
18	25-Mar-02	3A	0.1229%	0.42%	0.1237%	0.994	-0.0008%	-0.62%
19	02-Apr-02	3a	0.1232%	0.38%	0.1235%	0.997	-0.0003%	-0.27%

20	16-Apr-02	1	0.1238%	0.36%	0.1233%	1.004	0.0004%	0.36%
21	16-Apr-02	3a	0.1220%	0.45%	0.1233%	0.989	-0.0013%	-1.06%
22	22-Apr-02	1	0.1248%	0.50%	0.1232%	1.013	0.0016%	1.28%
23	23-Apr-02	3a	0.1228%	0.39%	0.1232%	0.997	-0.0004%	-0.32%
24	26-Apr-02	1	0.1226%	0.36%	0.1231%	0.996	-0.0006%	-0.45%
25	29-Apr-02	3a	0.1228%	0.41%	0.1231%	0.998	-0.0003%	-0.24%
26	30-Apr-02	1	0.1230%	0.37%	0.1231%	1.000	0.0000%	-0.03%
27	02-May-02	3a	0.1224%	0.40%	0.1230%	0.995	-0.0006%	-0.53%
28	03-May-02	1	0.1237%	0.40%	0.1230%	1.005	0.0007%	0.54%
29	03-May-02	2	0.1227%	0.51%	0.1230%	0.997	-0.0003%	-0.27%
30	03-May-02	2	0.1229%	0.56%	0.1230%	0.999	-0.0001%	-0.11%
31	03-May-02	2	0.1227%	0.51%	0.1230%	0.997	-0.0003%	-0.27%
32	03-May-02	2	0.1229%	0.56%	0.1230%	0.999	-0.0001%	-0.11%
33	04-May-02	2	0.1239%	0.53%	0.1230%	1.007	0.0009%	0.72%
34	04-May-02	2	0.1239%	0.53%	0.1230%	1.007	0.0009%	0.72%
35	08-May-02	1	0.1232%	0.39%	0.1229%	1.002	0.0002%	0.16%
36	15-May-02	1	0.1236%	0.35%	0.1228%	1.007	0.0008%	0.66%
37	22-May-02	1	0.1232%	0.37%	0.1227%	1.004	0.0005%	0.37%
38	23-May-02	3a	0.1223%	0.41%	0.1227%	0.997	-0.0004%	-0.33%
39	23-May-02	3a	0.1227%	0.45%	0.1227%	1.000	0.0000%	0.00%
40	24-May-02	3a	0.1226%	0.43%	0.1227%	0.999	-0.0001%	-0.07%
41	24-May-02	3a	0.1221%	0.43%	0.1227%	0.995	-0.0006%	-0.48%
42	24-May-02	3a	0.1223%	0.41%	0.1227%	0.997	-0.0004%	-0.32%
43	04-Jun-02	3a	0.1215%	0.44%	0.1225%	0.992	-0.0010%	-0.83%
44	14-Jun-02	3a	0.1217%	0.43%	0.1223%	0.995	-0.0006%	-0.53%
45	18-Jun-02	1	0.1231%	0.41%	0.1223%	1.007	0.0008%	0.65%
46	19-Jun-02	3a	0.1214%	0.48%	0.1223%	0.993	-0.0009%	-0.71%
47	21-Jun-02	1	0.1225%	0.37%	0.1222%	1.002	0.0003%	0.22%
48	25-Jun-02	3a	0.1224%	0.42%	0.1222%	1.002	0.0002%	0.19%
49	02-Jul-02	1	0.1221%	0.38%	0.1221%	1.000	0.0000%	0.03%
50	10-Jul-02	3	0.1223%	0.43%	0.1219%	1.003	0.0004%	0.30%
51	10-Jul-02	3a	0.1223%	0.43%	0.1219%	1.003	0.0004%	0.30%
52	11-Jul-02	3	0.1216%	0.44%	0.1219%	0.997	-0.0003%	-0.26%
53	11-Jul-02	3	0.1214%	0.42%	0.1219%	0.996	-0.0005%	-0.42%
54	11-Jul-02	3a	0.1216%	0.44%	0.1219%	0.997	-0.0003%	-0.26%
55	11-Jul-02	3a	0.1214%	0.42%	0.1219%	0.996	-0.0005%	-0.42%
56	18-Jul-02	1	0.1226%	0.36%	0.1218%	1.007	0.0008%	0.66%
57	19-Jul-02	3	0.1209%	0.44%	0.1218%	0.993	-0.0009%	-0.73%
58	19-Jul-02	3a	0.1209%	0.44%	0.1218%	0.993	-0.0009%	-0.73%
59	25-Jul-02	1	0.1217%	0.41%	0.1217%	1.000	0.0000%	0.01%
60	29-Jul-02	1	0.1222%	0.39%	0.1216%	1.005	0.0006%	0.47%
61	31-Jul-02	1	0.1220%	0.39%	0.1216%	1.003	0.0004%	0.33%
62	01-Aug-02	3a	0.1200%	0.47%	0.1216%	0.987	-0.0016%	-1.30%
63	15-Aug-02	3a	0.1204%	0.42%	0.1214%	0.992	-0.0010%	-0.78%
64	20-Aug-02	1	0.1209%	0.40%	0.1213%	0.997	-0.0004%	-0.31%
65	21-Aug-02	3a	0.1213%	0.46%	0.1213%	1.000	0.0000%	0.04%
66	26-Aug-02	3a	0.1215%	0.43%	0.1212%	1.003	0.0003%	0.27%
67	27-Aug-02	1	0.1210%	0.38%	0.1212%	0.999	-0.0002%	-0.13%
68	05-Sep-02	1	0.1208%	0.37%	0.1210%	0.998	-0.0002%	-0.18%
69	05-Sep-02	3a	0.1201%	0.44%	0.1210%	0.992	-0.0009%	-0.76%

70	11-Sep-02	1	0.1220%	0.38%	0.1209%	1.009	0.0011%	0.89%
71	13-Sep-02	3a	0.1198%	0.56%	0.1209%	0.991	-0.0011%	-0.90%
72	16-Sep-02	1	0.1205%	0.38%	0.1208%	0.997	-0.0003%	-0.28%
73	16-Sep-02	2	0.1198%	0.50%	0.1208%	0.991	-0.0010%	-0.86%
74	16-Sep-02	2	0.1198%	0.50%	0.1208%	0.991	-0.0010%	-0.86%
75	18-Sep-02	3a	0.1204%	0.44%	0.1208%	0.997	-0.0004%	-0.34%
76	19-Sep-02	1	0.1211%	0.38%	0.1208%	1.003	0.0003%	0.25%
77	22-Sep-02	2	0.1208%	0.61%	0.1207%	1.000	0.0001%	0.05%
78	24-Sep-02	1	0.1222%	0.45%	0.1207%	1.012	0.0015%	1.23%
79	27-Sep-02	3a	0.1194%	0.43%	0.1207%	0.990	-0.0013%	-1.05%
80	28-Sep-02	3a	0.1198%	0.43%	0.1206%	0.993	-0.0008%	-0.70%
81	30-Sep-02	1	0.1209%	0.39%	0.1206%	1.002	0.0003%	0.23%
82	30-Sep-02	2	0.1212%	0.45%	0.1206%	1.005	0.0006%	0.48%
83	30-Sep-02	2	0.1212%	0.45%	0.1206%	1.005	0.0006%	0.48%
84	03-Oct-02	3a	0.1197%	0.41%	0.1206%	0.993	-0.0009%	-0.72%
85	04-Oct-02	1	0.1218%	0.39%	0.1206%	1.010	0.0012%	1.03%
86	14-Oct-02	3a	0.1200%	0.45%	0.1204%	0.997	-0.0004%	-0.33%
87	17-Oct-02	2	0.1207%	0.46%	0.1203%	1.003	0.0004%	0.29%
88	25-Oct-02	3a	0.1193%	0.43%	0.1202%	0.992	-0.0009%	-0.77%
89	30-Oct-02	3a	0.1191%	0.41%	0.1201%	0.991	-0.0010%	-0.87%
90	04-Nov-02	2	0.1193%	0.51%	0.1201%	0.994	-0.0008%	-0.63%
91	07-Nov-02	1	0.1201%	0.38%	0.1200%	1.001	0.0001%	0.07%
92	08-Nov-02	3a	0.1188%	0.41%	0.1200%	0.990	-0.0012%	-1.00%
93	14-Nov-02	1	0.1201%	0.39%	0.1199%	1.002	0.0002%	0.16%
94	14-Nov-02	3a	0.1186%	0.43%	0.1199%	0.989	-0.0013%	-1.09%
95	20-Nov-02	1	0.1195%	0.37%	0.1198%	0.997	-0.0003%	-0.26%
96	21-Nov-02	3a	0.1183%	0.46%	0.1198%	0.988	-0.0015%	-1.25%
97	22-Nov-02	2	0.1205%	0.54%	0.1198%	1.006	0.0007%	0.60%
98	26-Nov-02	3a	0.1188%	0.42%	0.1197%	0.992	-0.0009%	-0.76%
99	27-Nov-02	1	0.1200%	0.45%	0.1197%	1.003	0.0003%	0.25%
100	04-Dec-02	2	0.1192%	0.56%	0.1196%	0.997	-0.0004%	-0.32%
101	05-Dec-02	3a	0.1190%	0.42%	0.1196%	0.995	-0.0006%	-0.48%
102	06-Dec-02	1	0.1193%	0.36%	0.1196%	0.998	-0.0003%	-0.21%
103	10-Dec-02	3a	0.1188%	0.40%	0.1195%	0.994	-0.0007%	-0.58%

LLNL Calex 2

#	Date Measured	Instr. ID	241-Pu	Uncert. 1 STD	Accepted Weight %	Ratio M/A	Weight % Error	Percent Error
1	30-Apr-02	3	0.7283%	0.29%	0.7304%	0.997	-0.0021%	-0.29%
2	28-Jun-02	3	0.7210%	0.20%	0.7247%	0.995	-0.0037%	-0.51%
3	15-Jul-02	3	0.7255%	0.22%	0.7231%	1.003	0.0024%	0.33%
4	26-Jul-02	3	0.7192%	0.22%	0.7221%	0.996	-0.0029%	-0.40%

LANL

#	Date Measured	Instr. ID	241-Pu	Uncert. 1 STD	Accepted Weight %	Ratio M/A	Weight % Error	Percent Error
1	02-Jan-02	F9	0.1250%	0.00%	0.1250%	1.000	-0.0001%	-0.05%
2	07-Jan-02	F5	0.1247%	0.00%	0.1249%	0.998	-0.0002%	-0.17%
3	14-Jan-02	F6	0.1255%	0.00%	0.1248%	1.005	0.0006%	0.52%

4	14-Jan-02	F9	0.1253%	0.00%	0.1248%	1.004	0.0005%	0.39%
5	23-Jan-02	F5	0.1239%	0.00%	0.1247%	0.994	-0.0008%	-0.62%
6	23-Jan-02	F9	0.1247%	0.00%	0.1247%	1.000	0.0000%	-0.01%
7	24-Jan-02	F6	0.1253%	0.00%	0.1246%	1.005	0.0007%	0.55%
8	28-Jan-02	F5	0.1232%	0.00%	0.1246%	0.989	-0.0014%	-1.10%
9	28-Jan-02	F6	0.1284%	0.00%	0.1246%	1.030	0.0038%	3.05%
10	04-Feb-02	F5	0.1241%	0.00%	0.1245%	0.997	-0.0004%	-0.31%
11	04-Feb-02	F9	0.1244%	0.00%	0.1245%	0.999	-0.0001%	-0.06%
12	11-Feb-02	F6	0.1244%	0.00%	0.1244%	1.001	0.0001%	0.06%
13	11-Feb-02	F9	0.1247%	0.00%	0.1244%	1.003	0.0003%	0.27%
14	19-Feb-02	F5	0.1239%	0.00%	0.1242%	0.998	-0.0003%	-0.23%
15	26-Feb-02	F5	0.1239%	0.00%	0.1241%	0.998	-0.0002%	-0.16%
16	04-Mar-02	F6	0.1245%	0.00%	0.1240%	1.004	0.0005%	0.39%
17	04-Mar-02	F9	0.1240%	0.00%	0.1240%	1.000	-0.0001%	-0.05%
18	11-Mar-02	F5	0.1241%	0.00%	0.1239%	1.001	0.0002%	0.13%
19	18-Mar-02	F6	0.1237%	0.00%	0.1238%	0.999	-0.0001%	-0.07%
20	18-Mar-02	F9	0.1233%	0.00%	0.1238%	0.996	-0.0005%	-0.40%
21	25-Mar-02	F5	0.1221%	0.00%	0.1237%	0.988	-0.0015%	-1.24%
22	01-Apr-02	F6	0.1240%	0.00%	0.1236%	1.004	0.0005%	0.40%
23	01-Apr-02	F9	0.1238%	0.00%	0.1236%	1.002	0.0002%	0.19%
24	08-Apr-02	F6	0.1245%	0.00%	0.1234%	1.008	0.0010%	0.82%
25	08-Apr-02	F9	0.1234%	0.00%	0.1234%	0.999	-0.0001%	-0.05%
26	15-Apr-02	F5	0.1231%	0.00%	0.1233%	0.998	-0.0003%	-0.21%
27	22-Apr-02	F6	0.1234%	0.00%	0.1232%	1.001	0.0002%	0.12%
28	22-Apr-02	F9	0.1236%	0.00%	0.1232%	1.003	0.0004%	0.34%
29	29-Apr-02	F5	0.1228%	0.00%	0.1231%	0.998	-0.0003%	-0.21%
30	06-May-02	F6	0.1238%	0.00%	0.1230%	1.006	0.0008%	0.63%
31	06-May-02	F9	0.1224%	0.00%	0.1230%	0.995	-0.0006%	-0.46%
32	13-May-02	F5	0.1220%	0.00%	0.1229%	0.993	-0.0008%	-0.69%
33	20-May-02	F6	0.1234%	0.00%	0.1228%	1.006	0.0007%	0.56%
34	20-May-02	F9	0.1233%	0.00%	0.1228%	1.004	0.0005%	0.44%
35	28-May-02	F5	0.1224%	0.00%	0.1226%	0.998	-0.0002%	-0.18%
36	03-Jun-02	F6	0.1226%	0.00%	0.1225%	1.001	0.0001%	0.08%
37	03-Jun-02	F9	0.1233%	0.00%	0.1225%	1.006	0.0008%	0.62%
38	11-Jun-02	F5	0.1218%	0.00%	0.1224%	0.995	-0.0006%	-0.53%
39	17-Jun-02	F6	0.1228%	0.00%	0.1223%	1.004	0.0005%	0.42%
40	17-Jun-02	F9	0.1220%	0.00%	0.1223%	0.998	-0.0003%	-0.23%
41	24-Jun-02	F5	0.1220%	0.00%	0.1222%	0.998	-0.0002%	-0.17%
42	01-Jul-02	F6	0.1230%	0.00%	0.1221%	1.008	0.0009%	0.76%
43	01-Jul-02	F9	0.1225%	0.00%	0.1221%	1.004	0.0005%	0.38%
44	09-Jul-02	F5	0.1220%	0.00%	0.1219%	1.000	0.0001%	0.04%
45	15-Jul-02	F6	0.1223%	0.00%	0.1219%	1.004	0.0004%	0.35%
46	15-Jul-02	F9	0.1220%	0.00%	0.1219%	1.001	0.0001%	0.10%
47	22-Jul-02	F5	0.1214%	0.00%	0.1217%	0.997	-0.0003%	-0.29%
48	29-Jul-02	F6	0.1218%	0.00%	0.1216%	1.001	0.0001%	0.10%
49	29-Jul-02	F9	0.1210%	0.00%	0.1216%	0.995	-0.0006%	-0.50%
50	05-Aug-02	F5	0.1207%	0.00%	0.1215%	0.994	-0.0008%	-0.64%
51	12-Aug-02	F6	0.1220%	0.00%	0.1214%	1.005	0.0006%	0.46%
52	12-Aug-02	F9	0.1217%	0.00%	0.1214%	1.003	0.0003%	0.28%
53	19-Aug-02	F5	0.1208%	0.00%	0.1213%	0.996	-0.0004%	-0.37%

54	26-Aug-02	F5	0.1213%	0.00%	0.1212%	1.001	0.0001%	0.08%
55	03-Sep-02	F6	0.1218%	0.00%	0.1210%	1.007	0.0008%	0.65%
56	03-Sep-02	F9	0.1212%	0.00%	0.1210%	1.001	0.0001%	0.11%
57	09-Sep-02	F5	0.1217%	0.00%	0.1210%	1.006	0.0007%	0.59%
58	17-Sep-02	F6	0.1211%	0.00%	0.1208%	1.002	0.0003%	0.23%
59	17-Sep-02	F9	0.1214%	0.00%	0.1208%	1.004	0.0005%	0.43%
60	23-Sep-02	F5	0.1203%	0.00%	0.1207%	0.996	-0.0004%	-0.36%
61	30-Sep-02	F6	0.1203%	0.00%	0.1206%	0.998	-0.0003%	-0.24%
62	30-Sep-02	F9	0.1208%	0.00%	0.1206%	1.002	0.0002%	0.18%
63	07-Oct-02	F5	0.1204%	0.00%	0.1205%	0.999	-0.0002%	-0.13%
64	15-Oct-02	F6	0.1211%	0.00%	0.1204%	1.006	0.0008%	0.62%
65	15-Oct-02	F9	0.1203%	0.00%	0.1204%	0.999	-0.0001%	-0.07%
66	21-Oct-02	F5	0.1202%	0.00%	0.1203%	0.999	-0.0001%	-0.08%
67	28-Oct-02	F6	0.1214%	0.00%	0.1202%	1.010	0.0012%	1.00%
68	28-Oct-02	F9	0.1202%	0.00%	0.1202%	1.000	0.0000%	0.01%
69	04-Nov-02	F5	0.1202%	0.00%	0.1201%	1.001	0.0001%	0.07%
70	12-Nov-02	F6	0.1207%	0.00%	0.1199%	1.006	0.0008%	0.63%
71	12-Nov-02	F9	0.1202%	0.00%	0.1199%	1.003	0.0003%	0.25%
72	18-Nov-02	F5	0.1194%	0.00%	0.1198%	0.997	-0.0004%	-0.34%
73	25-Nov-02	F6	0.1199%	0.00%	0.1197%	1.002	0.0002%	0.18%
74	25-Nov-02	F9	0.1193%	0.00%	0.1197%	0.996	-0.0004%	-0.37%
75	02-Dec-02	F5	0.1197%	0.00%	0.1196%	1.001	0.0001%	0.09%
76	09-Dec-02	F5	0.1195%	0.00%	0.1195%	1.000	0.0000%	-0.02%
77	09-Dec-02	F6	0.1202%	0.00%	0.1195%	1.005	0.0006%	0.54%
78	19-Dec-02	F9	0.1197%	0.00%	0.1194%	1.003	0.0003%	0.28%

ROCKY FLATS - AL

#	Date Measured	Instr. ID	241-Pu	Uncert. 1 STD	Accepted Weight %	Ratio M/A	Weight % Error	Percent Error
1	03-Jan-02	GPC1	0.1245%	1.50%	0.1250%	0.996	-0.0005%	-0.36%
2	06-Jan-02	T5	0.1263%	1.22%	0.1249%	1.011	0.0014%	1.12%
3	06-Feb-02	GPC1	0.1247%	1.60%	0.1244%	1.002	0.0003%	0.20%
4	24-Feb-02	T5	0.1223%	1.56%	0.1241%	0.985	-0.0018%	-1.49%
5	11-Mar-02	T5	0.1228%	1.49%	0.1239%	0.991	-0.0011%	-0.85%
6	12-Mar-02	GPC1	0.1227%	1.51%	0.1239%	0.991	-0.0011%	-0.91%
7	08-Apr-02	GPC1	0.1201%	1.53%	0.1234%	0.973	-0.0033%	-2.67%
8	11-May-02	T5	0.1215%	1.38%	0.1229%	0.988	-0.0014%	-1.18%
9	22-May-02	GPC1	0.1209%	1.80%	0.1227%	0.985	-0.0018%	-1.51%
10	29-May-02	T5	0.1229%	1.51%	0.1226%	1.003	0.0003%	0.27%
11	16-Jun-02	T5	0.1226%	1.19%	0.1223%	1.002	0.0003%	0.21%
12	02-Jul-02	GPC1	0.1221%	1.28%	0.1221%	1.001	0.0001%	0.06%
13	15-Jul-02	T5	0.1220%	1.51%	0.1219%	1.001	0.0001%	0.10%
14	18-Jul-02	GPC1	0.1192%	1.62%	0.1218%	0.979	-0.0026%	-2.14%
15	18-Jul-02	GPC1	0.1203%	1.68%	0.1218%	0.987	-0.0015%	-1.26%
16	14-Aug-02	T5	0.1203%	1.09%	0.1214%	0.991	-0.0011%	-0.88%
17	14-Aug-02	GPC1	0.1209%	1.48%	0.1214%	0.996	-0.0005%	-0.39%
18	12-Sep-02	T4	0.1222%	1.13%	0.1209%	1.011	0.0013%	1.08%
19	12-Sep-02	T4	0.1194%	0.96%	0.1209%	0.988	-0.0015%	-1.24%
20	12-Sep-02	T4	0.1210%	1.14%	0.1209%	1.001	0.0001%	0.11%

21	12-Sep-02	T4	0.1212%	1.07%	0.1209%	1.002	0.0003%	0.23%
22	18-Sep-02	T4	0.1217%	1.14%	0.1208%	1.008	0.0009%	0.77%
23	15-Oct-02	T4	0.1202%	2.24%	0.1204%	0.999	-0.0002%	-0.13%
24	15-Oct-02	T4	0.1210%	1.46%	0.1204%	1.005	0.0006%	0.48%
25	15-Oct-02	T4	0.1199%	1.52%	0.1204%	0.996	-0.0005%	-0.41%
26	15-Oct-02	T4	0.1190%	1.28%	0.1204%	0.989	-0.0013%	-1.11%
27	15-Oct-02	T4	0.1205%	1.45%	0.1204%	1.001	0.0001%	0.07%
28	15-Oct-02	T4	0.1206%	1.39%	0.1204%	1.002	0.0003%	0.21%
29	19-Nov-02	GPC1	0.1199%	2.15%	0.1198%	1.001	0.0001%	0.07%
30	19-Nov-02	GPC1	0.1216%	2.22%	0.1198%	1.015	0.0017%	1.45%
31	19-Nov-02	GPC1	0.1204%	2.49%	0.1198%	1.005	0.0006%	0.50%
32	19-Nov-02	GPC1	0.1237%	2.43%	0.1198%	1.032	0.0039%	3.24%
33	19-Nov-02	GPC1	0.1167%	2.37%	0.1198%	0.974	-0.0031%	-2.61%
34	18-Dec-02	T4	0.1204%	1.41%	0.1194%	1.008	0.0010%	0.84%
35	18-Dec-02	T4	0.1204%	1.59%	0.1194%	1.008	0.0010%	0.85%
36	18-Dec-02	T4	0.1181%	1.42%	0.1194%	0.990	-0.0012%	-1.03%
37	20-Dec-02	T4	0.1198%	1.56%	0.1193%	1.004	0.0005%	0.40%
38	20-Dec-02	T4	0.1189%	1.36%	0.1193%	0.997	-0.0004%	-0.34%

SAVANNAH RIVER

#	Date Measured	Instr. ID	241-Pu	Uncert. 1 STD	Accepted Weight %	Ratio M/A	Weight % Error	Percent Error
1	01-Jan-02	1	0.1257%	0.45%	0.1250%	1.005	0.0006%	0.50%
2	01-Jan-02	1	0.1259%	0.44%	0.1250%	1.007	0.0008%	0.66%
3	02-Jan-02	1	0.1251%	0.43%	0.1250%	1.001	0.0001%	0.08%
4	02-Jan-02	1	0.1267%	0.43%	0.1250%	1.014	0.0017%	1.37%
5	03-Jan-02	1	0.1253%	0.42%	0.1250%	1.003	0.0003%	0.26%
6	08-Jan-02	1	0.1249%	0.43%	0.1249%	1.000	0.0000%	0.00%
7	08-Jan-02	1	0.1254%	0.42%	0.1249%	1.004	0.0005%	0.42%
8	09-Jan-02	1	0.1252%	0.42%	0.1249%	1.003	0.0003%	0.28%
9	11-Jan-02	1	0.1245%	0.42%	0.1249%	0.997	-0.0004%	-0.31%
10	11-Jan-02	1	0.1250%	0.45%	0.1249%	1.001	0.0001%	0.11%
11	05-Mar-02	1	0.1230%	0.00%	0.1240%	0.992	-0.0010%	-0.83%
12	05-Mar-02	1	0.1228%	0.00%	0.1240%	0.990	-0.0012%	-0.98%
13	05-Mar-02	1	0.1250%	0.00%	0.1240%	1.008	0.0010%	0.78%
14	05-Mar-02	1	0.1238%	0.00%	0.1240%	0.998	-0.0002%	-0.18%
15	05-Mar-02	1	0.1241%	0.00%	0.1240%	1.001	0.0001%	0.11%
16	05-Mar-02	1	0.1231%	0.00%	0.1240%	0.993	-0.0009%	-0.70%
17	06-Mar-02	1	0.1238%	0.00%	0.1240%	0.999	-0.0001%	-0.12%
18	07-Mar-02	1	0.1233%	0.00%	0.1240%	0.994	-0.0007%	-0.57%
19	07-Mar-02	1	0.1237%	0.00%	0.1240%	0.998	-0.0003%	-0.24%
20	07-Mar-02	1	0.1240%	0.00%	0.1240%	1.001	0.0001%	0.07%
21	07-Mar-02	1	0.1228%	0.00%	0.1240%	0.991	-0.0011%	-0.90%
22	07-Mar-02	1	0.1225%	0.00%	0.1240%	0.989	-0.0014%	-1.14%
23	08-Mar-02	1	0.1236%	0.00%	0.1239%	0.997	-0.0003%	-0.26%
24	08-Mar-02	1	0.1234%	0.00%	0.1239%	0.996	-0.0006%	-0.45%
25	08-Mar-02	1	0.1242%	0.00%	0.1239%	1.002	0.0003%	0.24%
26	08-Mar-02	1	0.1237%	0.00%	0.1239%	0.998	-0.0003%	-0.20%

27	08-Mar-02	1	0.1224%	0.00%	0.1239%	0.988	-0.0015%	-1.24%
28	09-Mar-02	1	0.1239%	0.00%	0.1239%	0.999	-0.0001%	-0.05%
29	09-Mar-02	1	0.1225%	0.00%	0.1239%	0.988	-0.0014%	-1.16%
30	11-Mar-02	1	0.1226%	0.00%	0.1239%	0.989	-0.0013%	-1.06%
31	12-Mar-02	1	0.1230%	0.00%	0.1239%	0.993	-0.0009%	-0.73%
32	12-Mar-02	1	0.1229%	0.00%	0.1239%	0.992	-0.0010%	-0.77%
33	12-Mar-02	1	0.1231%	0.00%	0.1239%	0.994	-0.0007%	-0.59%
34	12-Mar-02	1	0.1236%	0.00%	0.1239%	0.998	-0.0003%	-0.24%
35	12-Mar-02	1	0.1245%	0.00%	0.1239%	1.005	0.0006%	0.46%
36	13-Mar-02	1	0.1244%	0.00%	0.1239%	1.004	0.0005%	0.44%
37	14-Mar-02	1	0.1241%	0.00%	0.1238%	1.002	0.0002%	0.20%
38	14-Mar-02	1	0.1226%	0.00%	0.1238%	0.990	-0.0013%	-1.02%
39	15-Mar-02	1	0.1224%	0.00%	0.1238%	0.988	-0.0015%	-1.18%
40	15-Mar-02	1	0.1231%	0.00%	0.1238%	0.994	-0.0007%	-0.56%
41	19-Mar-02	1	0.1219%	0.00%	0.1238%	0.985	-0.0019%	-1.54%
42	20-Mar-02	1	0.1232%	0.00%	0.1237%	0.996	-0.0005%	-0.43%
43	20-Mar-02	1	0.1227%	0.00%	0.1237%	0.992	-0.0010%	-0.82%
44	21-Mar-02	1	0.1228%	0.00%	0.1237%	0.992	-0.0009%	-0.75%
45	26-Mar-02	1	0.1225%	0.00%	0.1236%	0.991	-0.0012%	-0.94%
46	27-Mar-02	1	0.1233%	0.00%	0.1236%	0.997	-0.0004%	-0.28%
47	27-Mar-02	1	0.1249%	0.00%	0.1236%	1.010	0.0013%	1.04%
48	27-Mar-02	1	0.1230%	0.00%	0.1236%	0.995	-0.0006%	-0.51%
49	27-Mar-02	1	0.1232%	0.00%	0.1236%	0.996	-0.0005%	-0.37%
50	28-Mar-02	1	0.1224%	0.00%	0.1236%	0.990	-0.0012%	-0.97%
51	28-Mar-02	1	0.1229%	0.00%	0.1236%	0.995	-0.0007%	-0.55%
52	28-Mar-02	1	0.1225%	0.00%	0.1236%	0.991	-0.0011%	-0.88%
53	02-Apr-02	1	0.1237%	0.00%	0.1235%	1.001	0.0002%	0.13%
54	02-Apr-02	1	0.1228%	0.00%	0.1235%	0.994	-0.0008%	-0.63%
55	02-Apr-02	1	0.1225%	0.00%	0.1235%	0.992	-0.0010%	-0.83%
56	02-Apr-02	1	0.1226%	0.00%	0.1235%	0.992	-0.0010%	-0.78%
57	02-Apr-02	1	0.1227%	0.00%	0.1235%	0.993	-0.0009%	-0.72%
58	02-Apr-02	1	0.1224%	0.00%	0.1235%	0.991	-0.0011%	-0.92%
59	02-Apr-02	1	0.1219%	0.00%	0.1235%	0.986	-0.0017%	-1.36%
60	03-Apr-02	1	0.1223%	0.00%	0.1235%	0.990	-0.0012%	-0.95%
61	03-Apr-02	1	0.1217%	0.00%	0.1235%	0.985	-0.0018%	-1.47%
62	07-Apr-02	1	0.1239%	0.00%	0.1235%	1.004	0.0005%	0.37%
63	13-Apr-02	1	0.1209%	0.00%	0.1234%	0.980	-0.0024%	-1.98%
64	14-Apr-02	1	0.1216%	0.00%	0.1233%	0.985	-0.0018%	-1.45%
65	14-Apr-02	1	0.1222%	0.00%	0.1233%	0.991	-0.0011%	-0.92%
66	15-Apr-02	1	0.1206%	0.00%	0.1233%	0.978	-0.0027%	-2.22%
67	18-Apr-02	1	0.1208%	0.00%	0.1233%	0.980	-0.0025%	-2.00%
68	20-Apr-02	1	0.1218%	0.00%	0.1232%	0.989	-0.0014%	-1.14%
69	23-Apr-02	1	0.1216%	0.00%	0.1232%	0.987	-0.0016%	-1.28%
70	23-Apr-02	1	0.1230%	0.00%	0.1232%	0.998	-0.0002%	-0.20%
71	24-Apr-02	1	0.1242%	0.00%	0.1232%	1.009	0.0011%	0.86%
72	25-Apr-02	1	0.1235%	0.00%	0.1232%	1.002	0.0003%	0.24%
73	25-Apr-02	1	0.1238%	0.00%	0.1232%	1.005	0.0006%	0.52%
74	25-Apr-02	1	0.1240%	0.00%	0.1232%	1.007	0.0009%	0.71%
75	21-May-02	1	0.1213%	0.00%	0.1227%	0.988	-0.0014%	-1.16%
76	21-May-02	1	0.1211%	0.00%	0.1227%	0.987	-0.0016%	-1.33%

77	22-May-02	1	0.1230%	0.00%	0.1227%	1.003	0.0003%	0.25%
78	23-May-02	1	0.1226%	0.00%	0.1227%	0.999	-0.0001%	-0.12%
79	24-May-02	1	0.1219%	0.00%	0.1227%	0.993	-0.0008%	-0.66%
80	25-May-02	1	0.1231%	0.00%	0.1227%	1.003	0.0004%	0.32%
81	25-May-02	1	0.1231%	0.00%	0.1227%	1.003	0.0004%	0.34%
82	26-May-02	1	0.1233%	0.00%	0.1227%	1.005	0.0006%	0.50%
83	26-May-02	1	0.1229%	0.00%	0.1227%	1.002	0.0003%	0.23%
84	26-May-02	1	0.1232%	0.00%	0.1227%	1.004	0.0005%	0.40%
85	28-May-02	1	0.1246%	0.00%	0.1226%	1.016	0.0019%	1.59%
86	29-May-02	1	0.1224%	0.00%	0.1226%	0.999	-0.0002%	-0.14%
87	29-May-02	1	0.1231%	0.00%	0.1226%	1.004	0.0005%	0.40%
88	30-May-02	1	0.1223%	0.00%	0.1226%	0.997	-0.0003%	-0.27%
89	30-May-02	1	0.1245%	0.00%	0.1226%	1.016	0.0019%	1.56%
90	31-May-02	1	0.1216%	0.00%	0.1226%	0.992	-0.0010%	-0.83%
91	01-Jun-02	1	0.1212%	0.00%	0.1226%	0.989	-0.0014%	-1.11%
92	01-Jun-02	1	0.1208%	0.00%	0.1226%	0.986	-0.0017%	-1.40%
93	02-Jun-02	1	0.1203%	0.00%	0.1225%	0.981	-0.0023%	-1.85%
94	02-Jun-02	1	0.1220%	0.00%	0.1225%	0.996	-0.0005%	-0.41%
95	02-Jun-02	1	0.1229%	0.00%	0.1225%	1.003	0.0003%	0.25%
96	04-Jun-02	1	0.1233%	0.00%	0.1225%	1.006	0.0008%	0.64%
97	07-Jun-02	1	0.1227%	0.00%	0.1225%	1.002	0.0002%	0.19%
98	08-Jun-02	1	0.1222%	0.00%	0.1224%	0.998	-0.0003%	-0.23%
99	09-Jun-02	1	0.1228%	0.00%	0.1224%	1.003	0.0004%	0.32%
100	14-Jun-02	1	0.1222%	0.00%	0.1223%	0.999	-0.0001%	-0.11%
101	16-Jun-02	1	0.1230%	0.00%	0.1223%	1.006	0.0007%	0.58%
102	16-Jun-02	1	0.1236%	0.00%	0.1223%	1.010	0.0012%	1.01%
103	17-Jun-02	1	0.1222%	0.00%	0.1223%	0.999	-0.0001%	-0.11%
104	18-Jun-02	1	0.1228%	0.00%	0.1223%	1.004	0.0005%	0.39%
105	29-Jun-02	1	0.1213%	0.00%	0.1221%	0.993	-0.0008%	-0.68%
106	01-Jul-02	1	0.1221%	0.00%	0.1221%	1.000	0.0000%	0.03%
107	02-Jul-02	1	0.1220%	0.00%	0.1221%	0.999	-0.0001%	-0.06%
108	02-Jul-02	1	0.1225%	0.00%	0.1221%	1.003	0.0004%	0.32%
109	02-Jul-02	1	0.1219%	0.00%	0.1221%	0.999	-0.0001%	-0.11%
110	02-Jul-02	1	0.1221%	0.00%	0.1221%	1.001	0.0001%	0.07%
111	02-Jul-02	1	0.1215%	0.00%	0.1221%	0.996	-0.0005%	-0.43%
112	02-Jul-02	1	0.1213%	0.00%	0.1221%	0.994	-0.0007%	-0.59%
113	02-Jul-02	1	0.1212%	0.00%	0.1221%	0.993	-0.0008%	-0.69%
114	02-Jul-02	1	0.1214%	0.00%	0.1221%	0.994	-0.0007%	-0.56%
115	02-Jul-02	1	0.1231%	0.00%	0.1221%	1.009	0.0011%	0.88%
116	02-Jul-02	1	0.1213%	0.00%	0.1221%	0.994	-0.0008%	-0.64%
117	03-Jul-02	1	0.1199%	0.00%	0.1220%	0.983	-0.0021%	-1.73%
118	06-Jul-02	1	0.1216%	0.00%	0.1220%	0.996	-0.0004%	-0.36%
119	06-Jul-02	1	0.1179%	0.00%	0.1220%	0.967	-0.0041%	-3.35%
120	07-Jul-02	1	0.1245%	0.00%	0.1220%	1.021	0.0025%	2.05%
121	08-Jul-02	1	0.1192%	0.00%	0.1220%	0.977	-0.0028%	-2.27%
122	09-Jul-02	1	0.1192%	0.00%	0.1219%	0.977	-0.0028%	-2.28%
123	09-Jul-02	1	0.1212%	0.00%	0.1219%	0.994	-0.0008%	-0.63%
124	19-Jul-02	1	0.1221%	0.00%	0.1218%	1.002	0.0003%	0.24%
125	20-Jul-02	1	0.1226%	0.00%	0.1218%	1.007	0.0008%	0.66%
126	20-Jul-02	1	0.1217%	0.00%	0.1218%	1.000	0.0000%	-0.02%

127	21-Jul-02	1	0.1224%	0.00%	0.1218%	1.005	0.0006%	0.53%
128	22-Jul-02	1	0.1209%	0.00%	0.1217%	0.993	-0.0008%	-0.70%
129	25-Jul-02	1	0.1206%	0.00%	0.1217%	0.991	-0.0011%	-0.88%
130	25-Jul-02	1	0.1216%	0.00%	0.1217%	0.999	-0.0001%	-0.06%
131	25-Jul-02	1	0.1202%	0.00%	0.1217%	0.988	-0.0014%	-1.19%
132	25-Jul-02	1	0.1196%	0.00%	0.1217%	0.982	-0.0021%	-1.76%
133	25-Jul-02	1	0.1207%	0.00%	0.1217%	0.992	-0.0010%	-0.79%
134	29-Jul-02	1	0.1207%	0.00%	0.1216%	0.992	-0.0010%	-0.79%
135	30-Jul-02	1	0.1202%	0.00%	0.1216%	0.988	-0.0014%	-1.15%
136	30-Jul-02	1	0.1215%	0.00%	0.1216%	0.999	-0.0001%	-0.12%
137	30-Jul-02	1	0.1189%	0.00%	0.1216%	0.978	-0.0027%	-2.21%
138	30-Jul-02	1	0.1212%	0.00%	0.1216%	0.997	-0.0004%	-0.33%
139	31-Jul-02	1	0.1209%	0.00%	0.1216%	0.994	-0.0007%	-0.58%
140	31-Jul-02	1	0.1211%	0.00%	0.1216%	0.996	-0.0005%	-0.38%
141	01-Aug-02	1	0.1202%	0.00%	0.1216%	0.989	-0.0014%	-1.13%
142	05-Aug-02	1	0.1224%	0.00%	0.1215%	1.007	0.0009%	0.73%
143	07-Aug-02	1	0.1211%	0.00%	0.1215%	0.997	-0.0004%	-0.33%
144	08-Aug-02	1	0.1196%	0.00%	0.1215%	0.985	-0.0019%	-1.53%
145	09-Aug-02	1	0.1202%	0.00%	0.1214%	0.990	-0.0012%	-0.99%
146	12-Aug-02	1	0.1199%	0.00%	0.1214%	0.988	-0.0015%	-1.20%
147	12-Aug-02	1	0.1196%	0.00%	0.1214%	0.985	-0.0018%	-1.51%
148	04-Sep-02	1	0.1175%	0.00%	0.1210%	0.971	-0.0035%	-2.89%
149	05-Sep-02	1	0.1195%	0.00%	0.1210%	0.987	-0.0015%	-1.27%
150	06-Sep-02	1	0.1208%	0.00%	0.1210%	0.998	-0.0002%	-0.18%
151	07-Sep-02	1	0.1202%	0.00%	0.1210%	0.994	-0.0007%	-0.61%
152	08-Sep-02	1	0.1214%	0.00%	0.1210%	1.004	0.0004%	0.36%
153	08-Sep-02	1	0.1195%	0.00%	0.1210%	0.988	-0.0015%	-1.25%
154	08-Sep-02	1	0.1205%	0.00%	0.1210%	0.996	-0.0005%	-0.42%
155	09-Sep-02	1	0.1218%	0.00%	0.1210%	1.007	0.0008%	0.66%
156	11-Sep-02	1	0.1211%	0.00%	0.1209%	1.001	0.0002%	0.13%
157	13-Sep-02	1	0.1208%	0.00%	0.1209%	0.999	-0.0001%	-0.10%
158	14-Sep-02	1	0.1200%	0.00%	0.1209%	0.992	-0.0009%	-0.76%
159	15-Sep-02	1	0.1202%	0.00%	0.1209%	0.994	-0.0007%	-0.55%
160	16-Sep-02	1	0.1206%	0.00%	0.1208%	0.998	-0.0002%	-0.18%
161	18-Sep-02	1	0.1201%	0.00%	0.1208%	0.994	-0.0007%	-0.55%
162	18-Sep-02	1	0.1203%	0.00%	0.1208%	0.996	-0.0005%	-0.41%
163	19-Sep-02	1	0.1204%	0.00%	0.1208%	0.996	-0.0004%	-0.35%
164	21-Sep-02	1	0.1181%	0.00%	0.1208%	0.978	-0.0026%	-2.18%
165	22-Sep-02	1	0.1205%	0.00%	0.1207%	0.998	-0.0002%	-0.20%
166	24-Sep-02	1	0.1219%	0.00%	0.1207%	1.009	0.0011%	0.94%
167	01-Oct-02	1	0.1217%	0.00%	0.1206%	1.009	0.0011%	0.88%
168	03-Oct-02	1	0.1210%	0.00%	0.1206%	1.004	0.0005%	0.38%
169	31-Oct-02	1	0.1205%	0.00%	0.1201%	1.003	0.0004%	0.34%
170	31-Oct-02	1	0.1210%	0.00%	0.1201%	1.007	0.0008%	0.70%
171	04-Nov-02	1	0.1200%	0.00%	0.1201%	1.000	0.0000%	-0.02%
172	04-Nov-02	1	0.1213%	0.00%	0.1201%	1.011	0.0013%	1.06%
173	05-Nov-02	1	0.1195%	0.00%	0.1200%	0.996	-0.0005%	-0.45%
174	06-Nov-02	1	0.1209%	0.00%	0.1200%	1.007	0.0009%	0.73%
175	06-Nov-02	1	0.1218%	0.00%	0.1200%	1.014	0.0017%	1.44%
176	14-Nov-02	1	0.1170%	0.00%	0.1199%	0.976	-0.0029%	-2.44%

177	21-Nov-02	1	0.1176%	0.00%	0.1198%	0.981	-0.0022%	-1.86%
178	21-Nov-02	1	0.1185%	0.00%	0.1198%	0.989	-0.0013%	-1.05%
179	22-Nov-02	1	0.1190%	0.00%	0.1198%	0.994	-0.0007%	-0.62%
180	22-Nov-02	1	0.1195%	0.00%	0.1198%	0.997	-0.0003%	-0.27%
181	22-Nov-02	1	0.1192%	0.00%	0.1198%	0.995	-0.0006%	-0.51%
182	23-Nov-02	1	0.1195%	0.00%	0.1198%	0.998	-0.0003%	-0.22%
183	23-Nov-02	1	0.1189%	0.00%	0.1198%	0.992	-0.0009%	-0.75%
184	23-Nov-02	1	0.1199%	0.00%	0.1198%	1.001	0.0001%	0.08%
185	24-Nov-02	1	0.1190%	0.00%	0.1197%	0.994	-0.0007%	-0.61%
186	24-Nov-02	1	0.1199%	0.00%	0.1197%	1.001	0.0001%	0.10%
187	24-Nov-02	1	0.1197%	0.00%	0.1197%	0.999	-0.0001%	-0.06%
188	25-Nov-02	1	0.1205%	0.00%	0.1197%	1.007	0.0008%	0.67%
189	26-Nov-02	1	0.1208%	0.00%	0.1197%	1.009	0.0011%	0.93%
190	26-Nov-02	1	0.1214%	0.00%	0.1197%	1.014	0.0017%	1.39%
191	27-Nov-02	1	0.1201%	0.00%	0.1197%	1.003	0.0004%	0.29%
192	27-Nov-02	1	0.1197%	0.00%	0.1197%	1.000	0.0000%	0.00%
193	27-Nov-02	1	0.1190%	0.00%	0.1197%	0.995	-0.0007%	-0.55%
194	27-Nov-02	1	0.1210%	0.00%	0.1197%	1.011	0.0013%	1.05%
195	28-Nov-02	1	0.1204%	0.00%	0.1197%	1.006	0.0007%	0.59%
196	28-Nov-02	1	0.1194%	0.00%	0.1197%	0.998	-0.0003%	-0.23%
197	28-Nov-02	1	0.1207%	0.00%	0.1197%	1.009	0.0010%	0.88%
198	28-Nov-02	1	0.1198%	0.00%	0.1197%	1.001	0.0001%	0.12%
199	29-Nov-02	1	0.1211%	0.00%	0.1197%	1.012	0.0014%	1.19%
200	29-Nov-02	1	0.1213%	0.00%	0.1197%	1.013	0.0016%	1.34%
201	30-Nov-02	1	0.1199%	0.00%	0.1197%	1.002	0.0002%	0.20%
202	01-Dec-02	1	0.1211%	0.00%	0.1196%	1.012	0.0015%	1.22%
203	01-Dec-02	1	0.1210%	0.00%	0.1196%	1.011	0.0014%	1.14%
204	02-Dec-02	1	0.1218%	0.00%	0.1196%	1.018	0.0022%	1.81%
205	03-Dec-02	1	0.1218%	0.00%	0.1196%	1.018	0.0022%	1.82%
206	04-Dec-02	1	0.1212%	0.00%	0.1196%	1.014	0.0016%	1.37%
207	05-Dec-02	1	0.1223%	0.00%	0.1196%	1.022	0.0027%	2.25%
208	05-Dec-02	1	0.1231%	0.00%	0.1196%	1.029	0.0035%	2.91%
209	06-Dec-02	1	0.1217%	0.00%	0.1196%	1.018	0.0021%	1.79%
210	07-Dec-02	1	0.1219%	0.00%	0.1195%	1.020	0.0024%	1.98%
211	07-Dec-02	1	0.1217%	0.00%	0.1195%	1.018	0.0022%	1.82%
212	07-Dec-02	1	0.1217%	0.00%	0.1195%	1.018	0.0022%	1.80%
213	08-Dec-02	1	0.1227%	0.00%	0.1195%	1.026	0.0032%	2.65%
214	08-Dec-02	1	0.1225%	0.00%	0.1195%	1.025	0.0030%	2.51%
215	08-Dec-02	1	0.1216%	0.00%	0.1195%	1.018	0.0021%	1.76%
216	09-Dec-02	1	0.1229%	0.00%	0.1195%	1.028	0.0033%	2.80%
217	10-Dec-02	1	0.1160%	0.00%	0.1195%	0.971	-0.0035%	-2.90%
218	11-Dec-02	1	0.1166%	0.00%	0.1195%	0.976	-0.0029%	-2.42%
219	11-Dec-02	1	0.1159%	0.00%	0.1195%	0.970	-0.0036%	-2.98%
220	12-Dec-02	1	0.1162%	0.00%	0.1195%	0.973	-0.0033%	-2.73%
221	12-Dec-02	1	0.1165%	0.00%	0.1195%	0.975	-0.0030%	-2.48%
222	13-Dec-02	1	0.1159%	0.00%	0.1194%	0.970	-0.0035%	-2.95%
223	13-Dec-02	1	0.1166%	0.00%	0.1194%	0.976	-0.0029%	-2.41%
224	13-Dec-02	1	0.1163%	0.00%	0.1194%	0.974	-0.0031%	-2.62%
225	14-Dec-02	1	0.1162%	0.00%	0.1194%	0.973	-0.0033%	-2.74%
226	14-Dec-02	1	0.1167%	0.00%	0.1194%	0.977	-0.0027%	-2.26%

227	15-Dec-02	1	0.1158%	0.00%	0.1194%	0.970	-0.0036%	-3.02%
228	16-Dec-02	1	0.1161%	0.00%	0.1194%	0.972	-0.0033%	-2.75%
229	16-Dec-02	1	0.1167%	0.00%	0.1194%	0.977	-0.0027%	-2.27%
230	17-Dec-02	1	0.1163%	0.00%	0.1194%	0.975	-0.0030%	-2.55%
231	17-Dec-02	1	0.1162%	0.00%	0.1194%	0.974	-0.0032%	-2.65%
232	17-Dec-02	1	0.1190%	0.00%	0.1194%	0.997	-0.0004%	-0.30%
233	17-Dec-02	1	0.1189%	0.00%	0.1194%	0.996	-0.0005%	-0.40%
234	18-Dec-02	1	0.1187%	0.00%	0.1194%	0.995	-0.0006%	-0.52%
235	18-Dec-02	1	0.1188%	0.00%	0.1194%	0.995	-0.0006%	-0.50%
236	19-Dec-02	1	0.1182%	0.00%	0.1194%	0.991	-0.0011%	-0.94%
237	19-Dec-02	1	0.1190%	0.00%	0.1194%	0.997	-0.0004%	-0.30%
238	20-Dec-02	1	0.1173%	0.00%	0.1193%	0.983	-0.0021%	-1.72%
239	21-Dec-02	1	0.1187%	0.00%	0.1193%	0.994	-0.0007%	-0.56%
240	21-Dec-02	1	0.1185%	0.00%	0.1193%	0.993	-0.0008%	-0.67%
241	22-Dec-02	1	0.1189%	0.00%	0.1193%	0.997	-0.0004%	-0.35%
242	22-Dec-02	1	0.1183%	0.00%	0.1193%	0.992	-0.0010%	-0.84%
243	23-Dec-02	1	0.1188%	0.00%	0.1193%	0.996	-0.0005%	-0.42%
244	23-Dec-02	1	0.1190%	0.00%	0.1193%	0.998	-0.0002%	-0.21%
245	24-Dec-02	1	0.1190%	0.00%	0.1193%	0.998	-0.0003%	-0.21%
246	24-Dec-02	1	0.1185%	0.00%	0.1193%	0.993	-0.0008%	-0.66%
247	24-Dec-02	1	0.1184%	0.00%	0.1193%	0.993	-0.0009%	-0.75%
248	25-Dec-02	1	0.1181%	0.00%	0.1193%	0.990	-0.0012%	-0.99%
249	26-Dec-02	1	0.1180%	0.00%	0.1192%	0.990	-0.0013%	-1.05%
250	28-Dec-02	1	0.1186%	0.00%	0.1192%	0.995	-0.0006%	-0.49%
251	29-Dec-02	1	0.1197%	0.00%	0.1192%	1.004	0.0005%	0.41%
252	29-Dec-02	1	0.1190%	0.00%	0.1192%	0.999	-0.0002%	-0.13%
253	29-Dec-02	1	0.1183%	0.00%	0.1192%	0.992	-0.0009%	-0.77%
254	30-Dec-02	1	0.1181%	0.00%	0.1192%	0.991	-0.0011%	-0.90%
255	30-Dec-02	1	0.1184%	0.00%	0.1192%	0.994	-0.0008%	-0.64%
256	31-Dec-02	1	0.1193%	0.00%	0.1192%	1.001	0.0001%	0.12%
257	31-Dec-02	1	0.1199%	0.00%	0.1192%	1.006	0.0007%	0.61%

Statistical outliers are in **bold**,
and are not included in graphs
and tables.

RESULTS OF ANALYSIS OF 241-Am DATA

1st QUARTER 2002 Calex 1

	HANFORD	LLNL	LANL	RFAL	SRS
Mean error (weight %)	-0.0006%	-0.0026%	-0.0047%	-0.0014%	-0.0006%
Standard Deviation (weight %)	0.0008%	0.0007%	0.0030%	0.0032%	0.0049%
Uncertainty in the Mean (weight %)	0.0001%	0.0002%	0.0007%	0.0013%	0.0007%
Mean Error (%)	-0.23%	-1.05%	-1.87%	-0.54%	-0.25%
Standard Deviation (%)	0.31%	0.30%	1.23%	1.30%	1.98%
Uncertainty in the Mean (%)	0.05%	0.07%	0.27%	0.53%	0.27%
Number of Data Points	45	18	21	6	52

Difference from Last Quarter in:

Mean error (weight %)	0.0003%	0.0001%	0.0016%	-0.0007%	0.0099%
Standard Deviation (weight %)	0.0001%	-0.0003%	-0.0003%	-0.0001%	-0.0011%
Uncertainty in the Mean (weight %)	0.0000%	-0.0001%	-0.0002%	-0.0002%	-0.0002%
Mean Error (%)	0.14%	0.06%	0.64%	-0.28%	3.99%
Standard Deviation (%)	0.04%	-0.13%	-0.15%	-0.04%	-0.46%
Uncertainty in the Mean (%)	0.01%	-0.03%	-0.08%	-0.07%	-0.07%
Number of Data Points	-1	0	5	1	3

RESULTS OF ANALYSIS OF 241-Am DATA
 2nd QUARTER 2002 Calex 1

	HANFORD	LLNL	LANL	RFAL	SRS
Mean error (weight %)	-0.0005%	-0.0025%	-0.0047%	0.0002%	0.0013%
Standard Deviation (weight %)	0.0008%	0.0011%	0.0027%	0.0028%	0.0042%
Uncertainty in the Mean (weight %)	0.0001%	0.0002%	0.0006%	0.0013%	0.0006%
Mean Error (%)	-0.18%	-0.98%	-1.88%	0.10%	0.51%
Standard Deviation (%)	0.34%	0.43%	1.09%	1.13%	1.67%
Uncertainty in the Mean (%)	0.05%	0.08%	0.24%	0.51%	0.23%
Number of Data Points	42	30	20	5	53

Difference from Last Quarter in:

Mean error (weight %)	0.0001%	0.0001%	0.0000%	0.0016%	0.0019%
Standard Deviation (weight %)	0.0001%	0.0003%	-0.0003%	-0.0004%	-0.0007%
Uncertainty in the Mean (weight %)	0.0000%	0.0000%	-0.0001%	-0.0001%	-0.0001%
Mean Error (%)	0.04%	0.06%	0.00%	0.64%	0.76%
Standard Deviation (%)	0.02%	0.13%	-0.14%	-0.17%	-0.30%
Uncertainty in the Mean (%)	0.01%	0.01%	-0.02%	-0.02%	-0.04%
Number of Data Points	-3	12	-1	-1	1

RESULTS OF ANALYSIS OF 241-Pu DATA
 3rd QUARTER 2002 Calex 1

	HANFORD	LLNL	LANL	RFAL	SRS
Mean error (weight %)	-0.0002%	-0.0002%	0.0001%	-0.0004%	-0.0007%
Standard Deviation (weight %)	0.0006%	0.0007%	0.0005%	0.0012%	0.0012%
Uncertainty in the Mean (weight %)	0.0001%	0.0001%	0.0001%	0.0004%	0.0001%
Mean Error (%)	-0.14%	-0.15%	0.11%	-0.32%	-0.58%
Standard Deviation (%)	0.46%	0.59%	0.39%	0.97%	0.95%
Uncertainty in the Mean (%)	0.07%	0.10%	0.08%	0.29%	0.12%
Number of Data Points	42	35	21	11	61

Difference from Last Quarter in:

Mean error (weight %)	-0.0004%	-0.0001%	0.0000%	0.0008%	-0.0003%
Standard Deviation (weight %)	-0.0001%	0.0001%	-0.0001%	-0.0004%	0.0000%
Uncertainty in the Mean (weight %)	0.0000%	0.0000%	0.0000%	-0.0003%	0.0000%
Mean Error (%)	-0.33%	-0.11%	0.02%	0.65%	-0.26%
Standard Deviation (%)	-0.10%	0.06%	-0.04%	-0.28%	0.05%
Uncertainty in the Mean (%)	-0.02%	0.00%	-0.01%	-0.26%	0.00%
Number of Data Points	0	5	1	6	8

RESULTS OF ANALYSIS OF 241-Am DATA
4th QUARTER 2002 Calex 1

	HANFORD	LLNL	LANL	RFAL	SRS
Mean error (weight %)	-0.0001%	-0.0027%	-0.0043%	-0.0007%	-0.0077%
Standard Deviation (weight %)	0.0009%	0.0012%	0.0028%	0.0035%	0.0041%
Uncertainty in the Mean (weight %)	0.0001%	0.0003%	0.0007%	0.0009%	0.0004%
Mean Error (%)	-0.02%	-1.06%	-1.71%	-0.29%	-3.06%
Standard Deviation (%)	0.35%	0.46%	1.09%	1.37%	1.63%
Uncertainty in the Mean (%)	0.06%	0.10%	0.27%	0.34%	0.17%
Number of Data Points	40	20	16	16	91

Difference from Last Quarter in:

Mean error (weight %)	0.0001%	-0.0001%	-0.0007%	0.0010%	-0.0111%
Standard Deviation (weight %)	0.0000%	0.0004%	-0.0007%	-0.0001%	-0.0038%
Uncertainty in the Mean (weight %)	0.0000%	0.0001%	-0.0001%	-0.0002%	-0.0006%
Mean Error (%)	0.02%	-0.05%	-0.29%	0.40%	-4.39%
Standard Deviation (%)	-0.01%	0.16%	-0.27%	-0.03%	-1.52%
Uncertainty in the Mean (%)	0.00%	0.05%	-0.02%	-0.08%	-0.23%
Number of Data Points	-2	-15	-5	5	30

RESULTS OF ANALYSIS OF 241-Am DATA
 2nd QUARTER 2002 Calex 2

	HANFORD	LLNL	LANL	RFAL	SRS
Mean error (weight %)	****	-0.0197%	****	****	****
Standard Deviation (weight %)	****	0.0015%	****	****	****
Uncertainty in the Mean (weight %)	****	0.0012%	****	****	****
Mean Error (%)	****	-2.60%	****	****	****
Standard Deviation (%)	****	0.18%	****	****	****
Uncertainty in the Mean (%)	****	0.16%	****	****	****
Number of Data Points	****	2	****	****	****

Difference from Last Quarter in:

Mean error (weight %)	****	****	****	****	****
Standard Deviation (weight %)	****	****	****	****	****
Uncertainty in the Mean (weight %)	****	****	****	****	****
Mean Error (%)	****	****	****	****	****
Standard Deviation (%)	****	****	****	****	****
Uncertainty in the Mean (%)	****	****	****	****	****
Number of Data Points	0	2	0	0	0

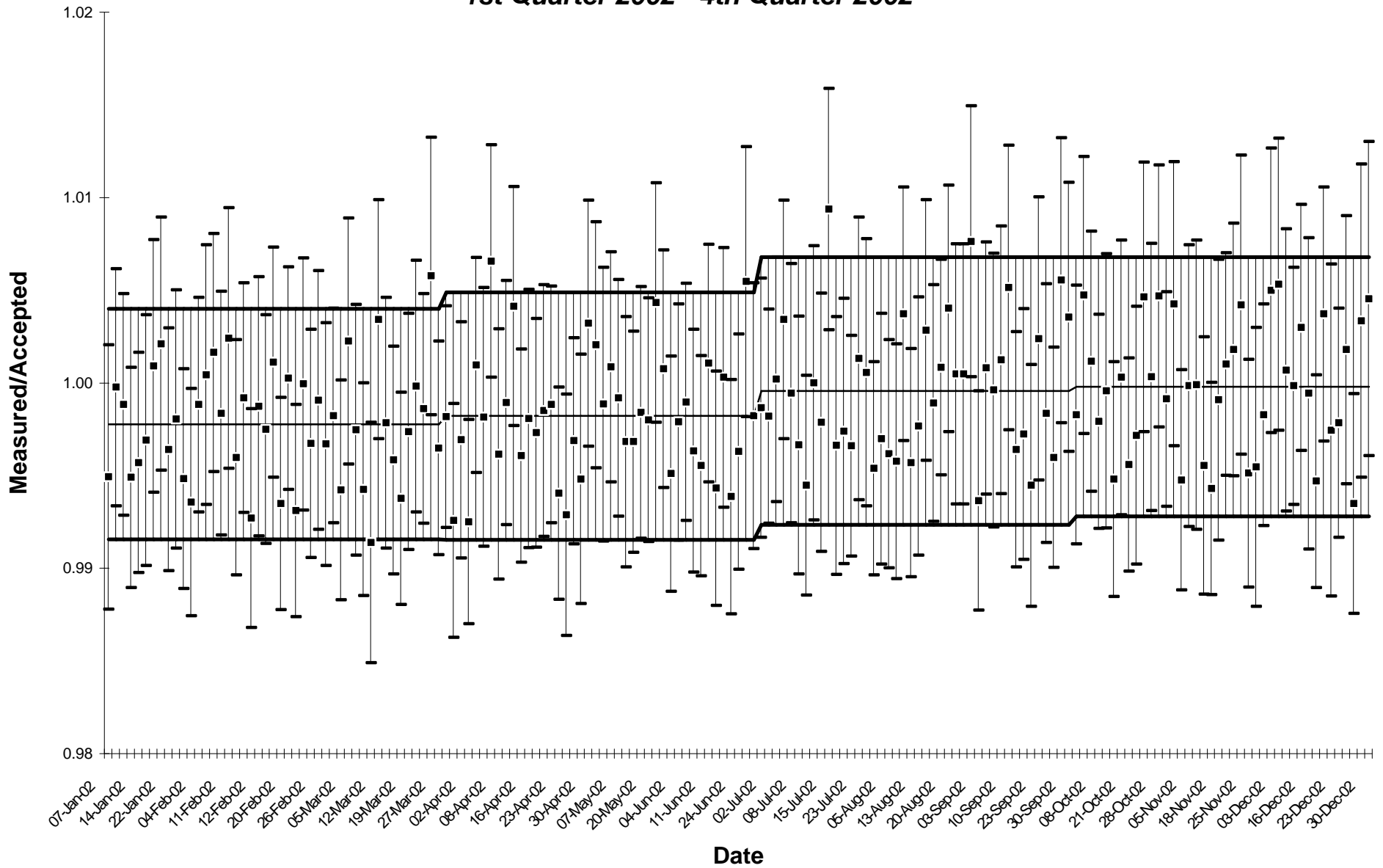
RESULTS OF ANALYSIS OF 241-Am DATA
 3rd QUARTER 2002 Calex 2

	HANFORD	LLNL	LANL	RFAL	SRS
Mean error (weight %)	****	-0.0181%	****	****	****
Standard Deviation (weight %)	****	0.0007%	****	****	****
Uncertainty in the Mean (weight %)	****	0.0010%	****	****	****
Mean Error (%)	****	-2.37%	****	****	****
Standard Deviation (%)	****	0.10%	****	****	****
Uncertainty in the Mean (%)	****	0.13%	****	****	****
Number of Data Points	****	2	****	****	****

Difference from Last Quarter in:

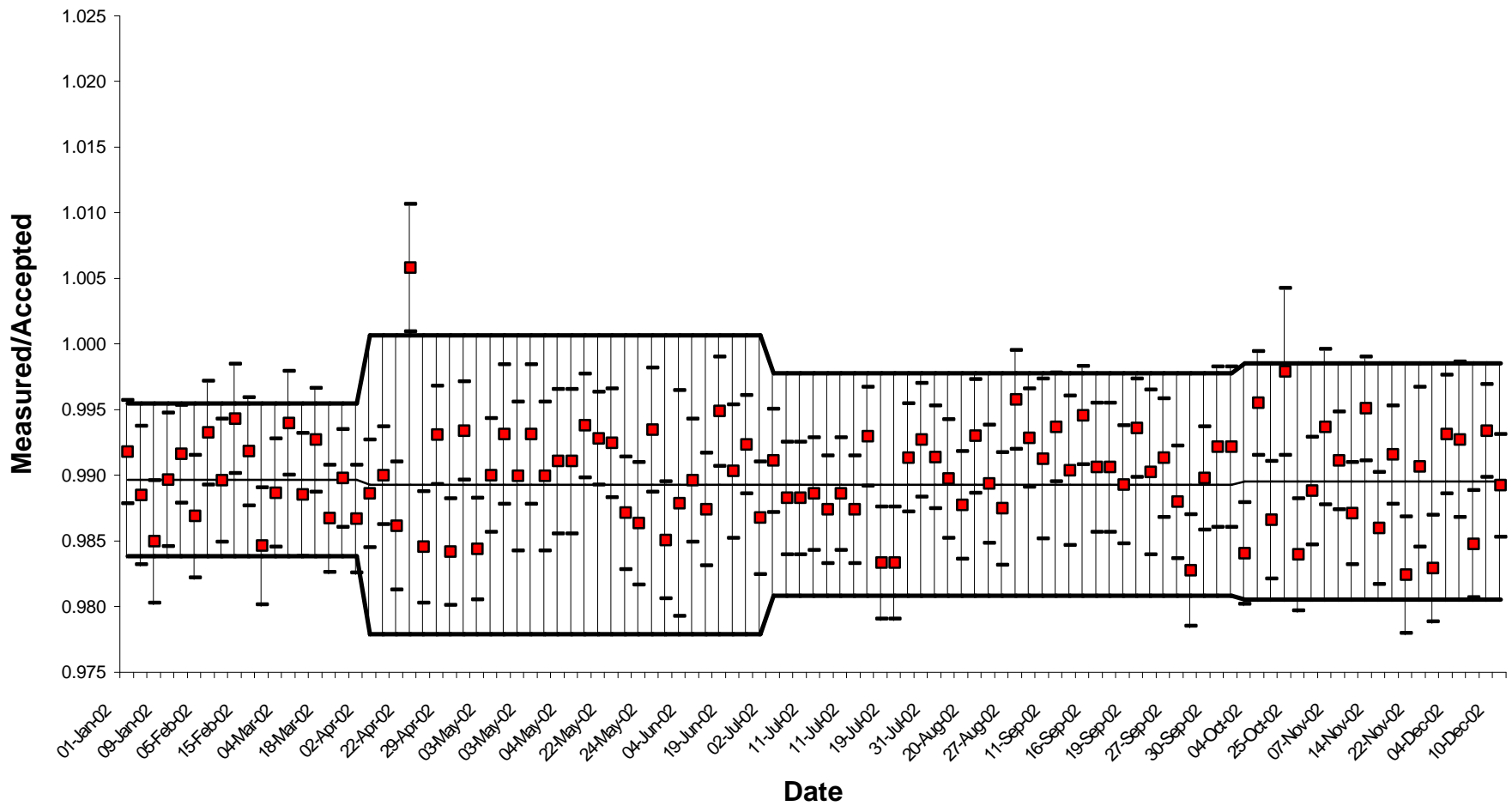
Mean error (weight %)	****	0.0016%	****	****	****
Standard Deviation (weight %)	****	-0.0007%	****	****	****
Uncertainty in the Mean (weight %)	****	-0.0002%	****	****	****
Mean Error (%)	****	0.23%	****	****	****
Standard Deviation (%)	****	-0.09%	****	****	****
Uncertainty in the Mean (%)	****	-0.03%	****	****	****
Number of Data Points	0	0	0	0	0

HANFORD
241-Am
1st Quarter 2002 - 4th Quarter 2002



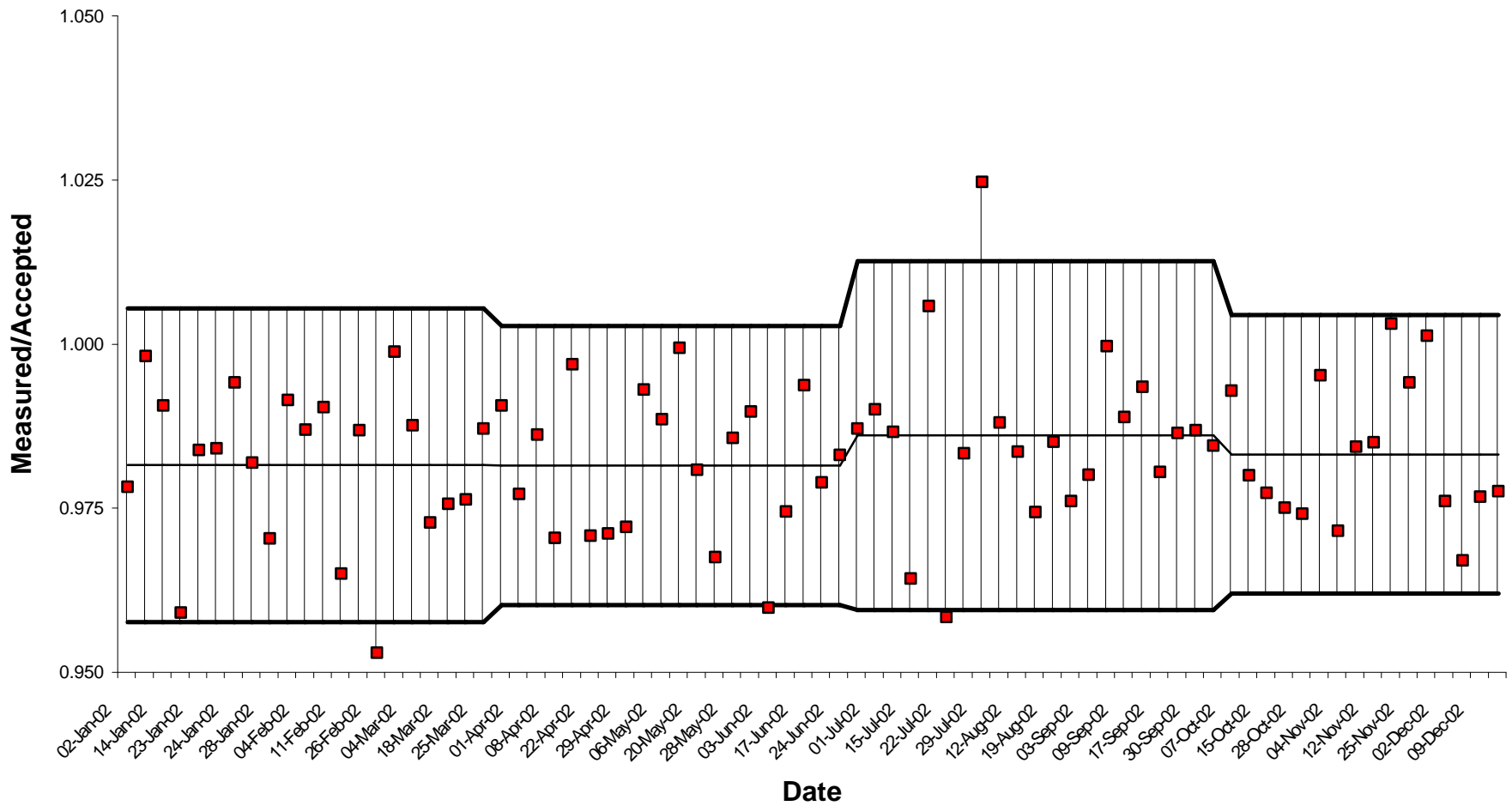
All standard deviation and uncertainty limits are at two sigma.

LAWRENCE LIVERMORE
241-Am, Calex 1
1st Quarter 2002 - 4th Quarter 2002



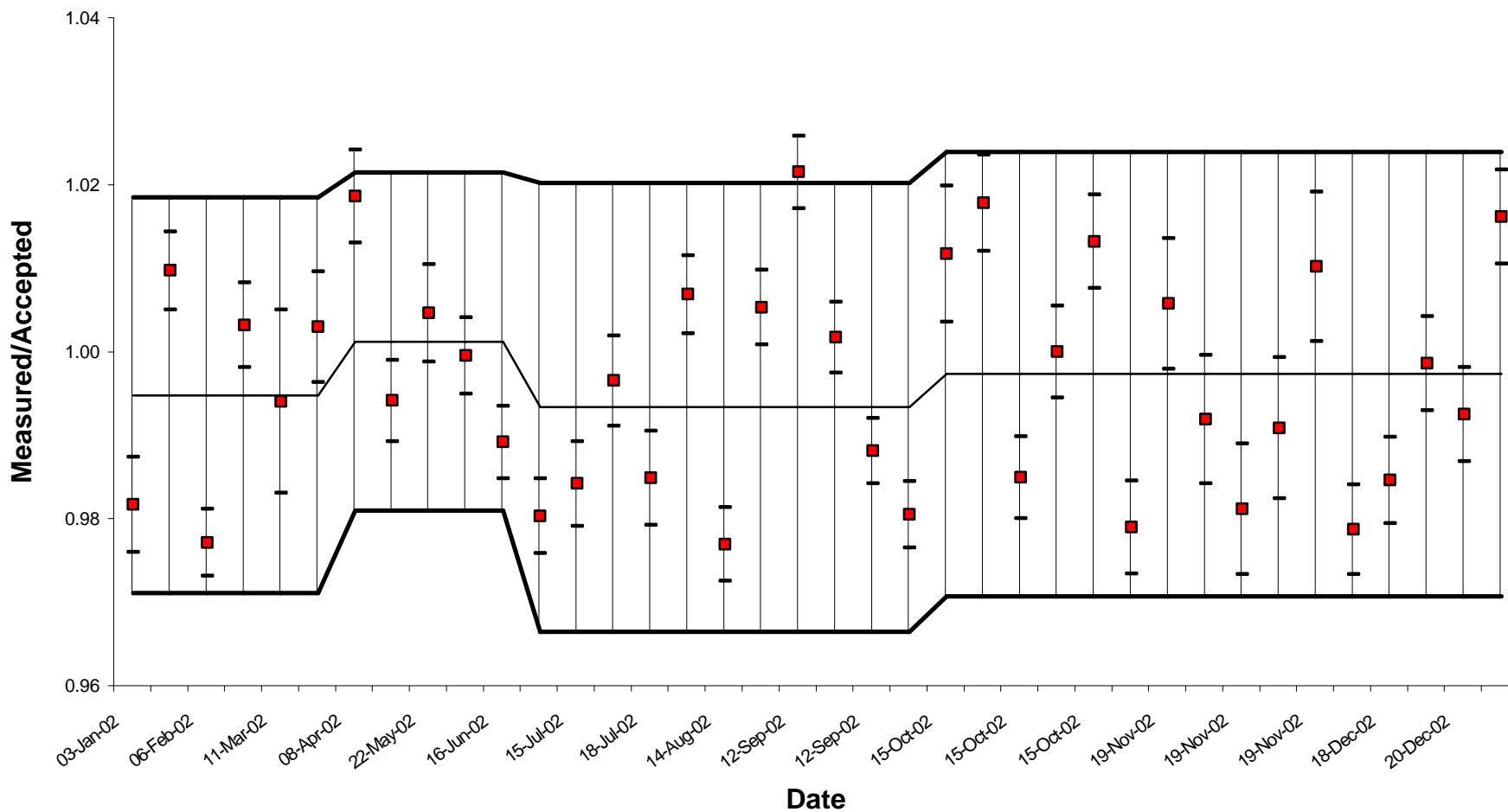
All standard deviation and uncertainty limits are at two sigma.

LOS ALAMOS
241-Am
1st Quarter 2002 - 4th Quarter 2002



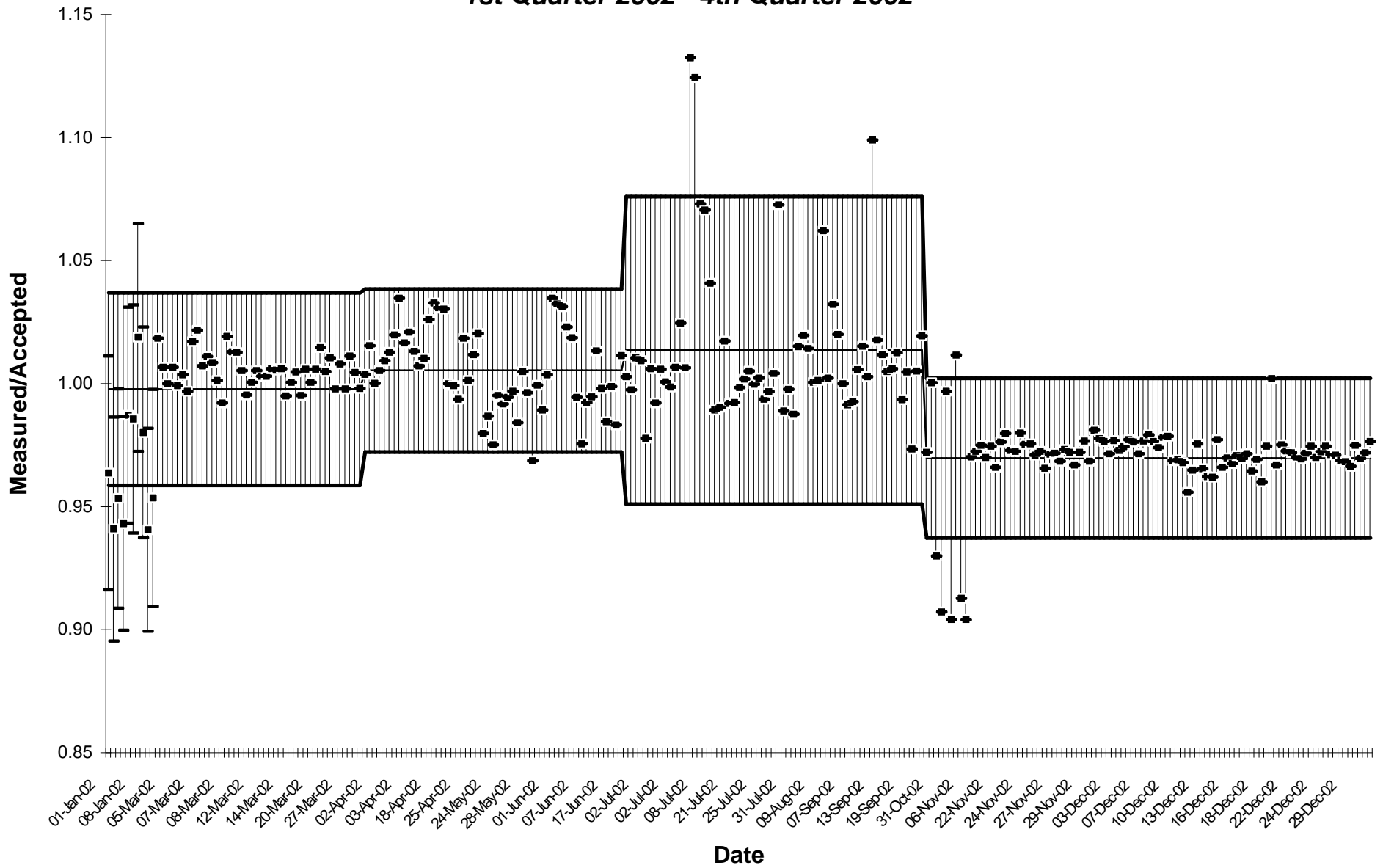
All standard deviation and uncertainty limits are at two sigma.

ROCKY FLATS - ANALYTICAL LAB
241-Am
1st Quarter 2002 - 4th Quarter 2002



All standard deviation and uncertainty limits are at two sigma.

SAVANNAH RIVER
241-Am
1st Quarter 2002 - 4th Quarter 2002



All standard deviation and uncertainty limits are at two sigma.

RESULTS OF ANALYSIS OF 241-Am DATA
2002 Calex 1

	HANFORD	LLNL	LANL	RFAL	SRS
Mean error (weight %)	-0.0003%	-0.0026%	-0.0043%	-0.0010%	-0.0181%
Standard Deviation (weight %)	0.0009%	0.0009%	0.0030%	0.0033%	0.0708%
Uncertainty in the Mean (weight %)	0.0001%	0.0001%	0.0003%	0.0005%	0.0044%
Mean Error (%)	-0.12%	-1.02%	-1.72%	-0.39%	-0.71%
Standard Deviation (%)	0.35%	0.37%	1.20%	1.32%	2.81%
Uncertainty in the Mean (%)	0.03%	0.04%	0.14%	0.21%	0.18%
Number of Data Points	169	103	78	38	257
Number of Outliers	0	0	0	0	0

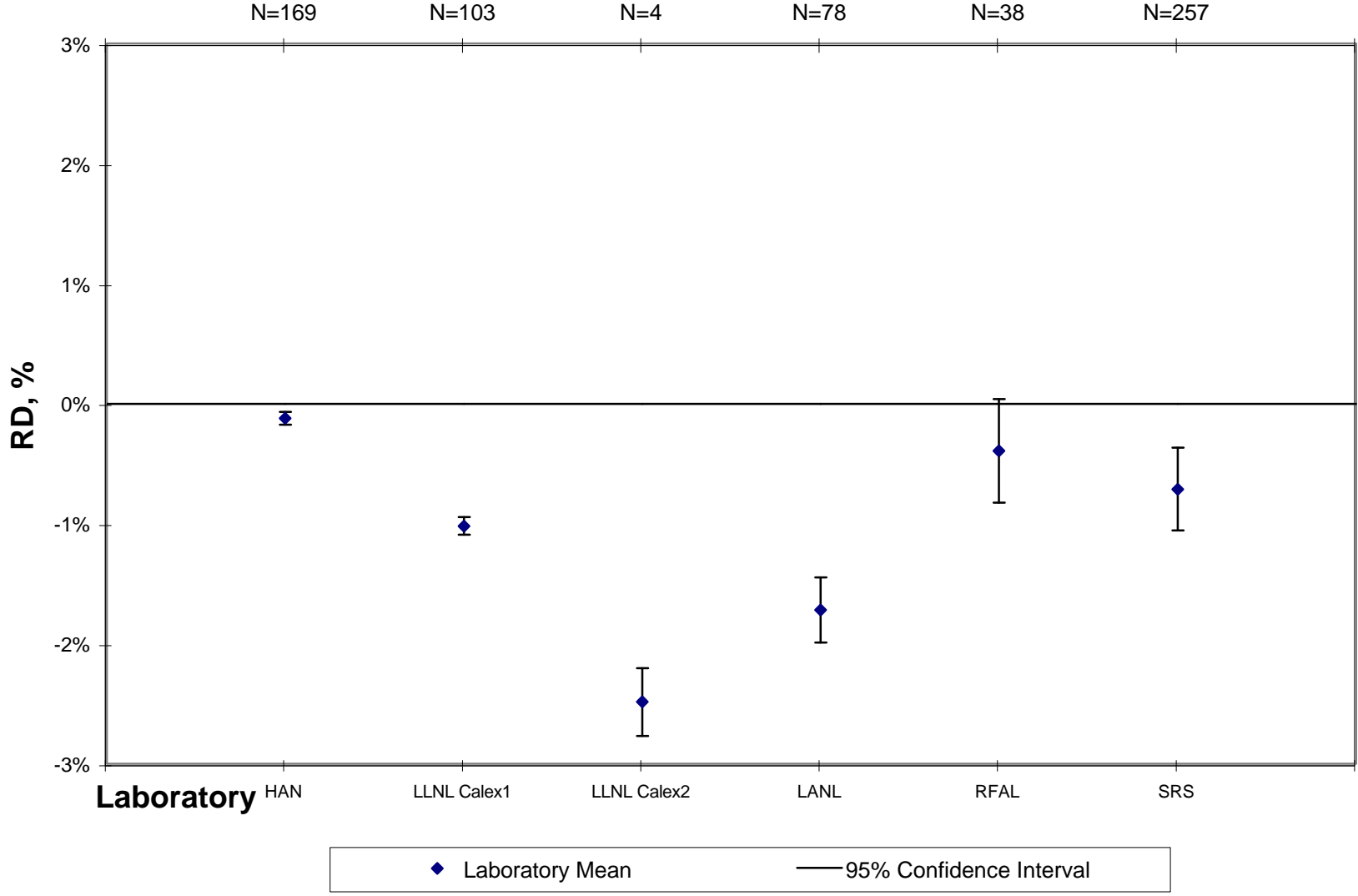
Difference from Last Year in:

Mean error (weight %)	0.0006%	0.0001%	0.0020%	0.0002%	0.0911%
Standard Deviation (weight %)	0.0002%	0.0000%	-0.0009%	0.0000%	0.0158%
Uncertainty in the Mean (weight %)	0.0000%	0.0000%	-0.0001%	-0.0002%	-0.0004%
Mean Error (%)	0.25%	0.06%	0.86%	0.08%	3.74%
Standard Deviation (%)	0.08%	-0.02%	-0.39%	-0.04%	0.57%
Uncertainty in the Mean (%)	0.01%	-0.01%	-0.05%	-0.08%	-0.02%
Number of Data Points	-27	41	8	16	124
Number of Outliers	-1	-2	0	0	-1

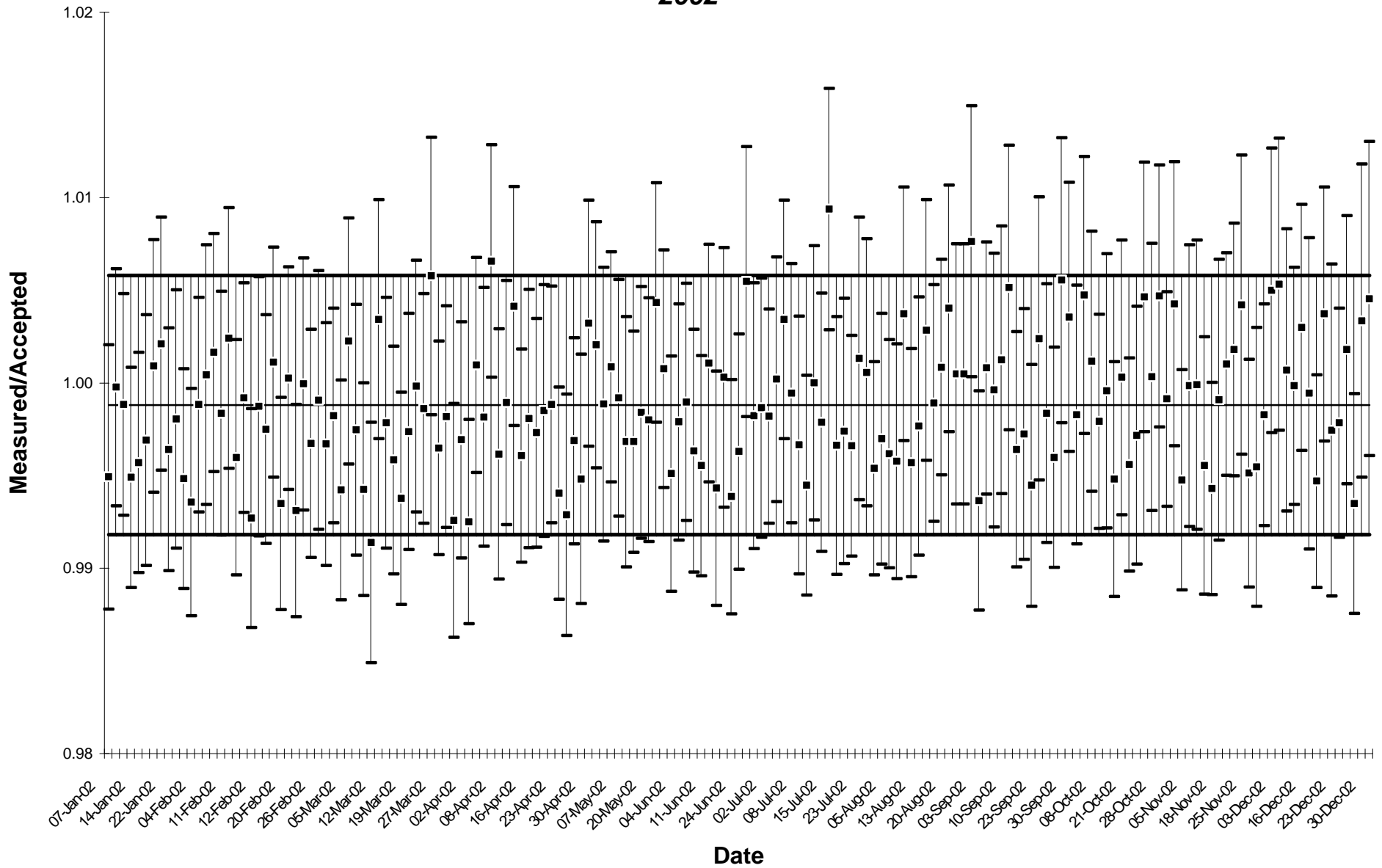
RESULTS OF ANALYSIS OF 241-Am DATA
2002 Calex 2

	HANFORD	LLNL	LANL	RFAL	SRS
Mean error (weight %)	****	-0.0189%	****	****	****
Standard Deviation (weight %)	****	0.0013%	****	****	****
Uncertainty in the Mean (weight %)	****	0.0007%	****	****	****
Mean Error (%)	****	-2.49%	****	****	****
Standard Deviation (%)	****	0.18%	****	****	****
Uncertainty in the Mean (%)	****	0.09%	****	****	****
Number of Data Points	****	4	****	****	****
Number of Outliers	****	0	****	****	****
Difference from Last Year in:					
Mean error (weight %)	****	****	****	****	****
Standard Deviation (weight %)	****	****	****	****	****
Uncertainty in the Mean (weight %)	****	****	****	****	****
Mean Error (%)	****	****	****	****	****
Standard Deviation (%)	****	****	****	****	****
Uncertainty in the Mean (%)	****	****	****	****	****
Number of Data Points	0	4	0	0	0
Number of Outliers	0	0	0	0	0

New Brunswick Laboratory Calorimetry Exchange Program Percent ²⁴¹Am, 2002

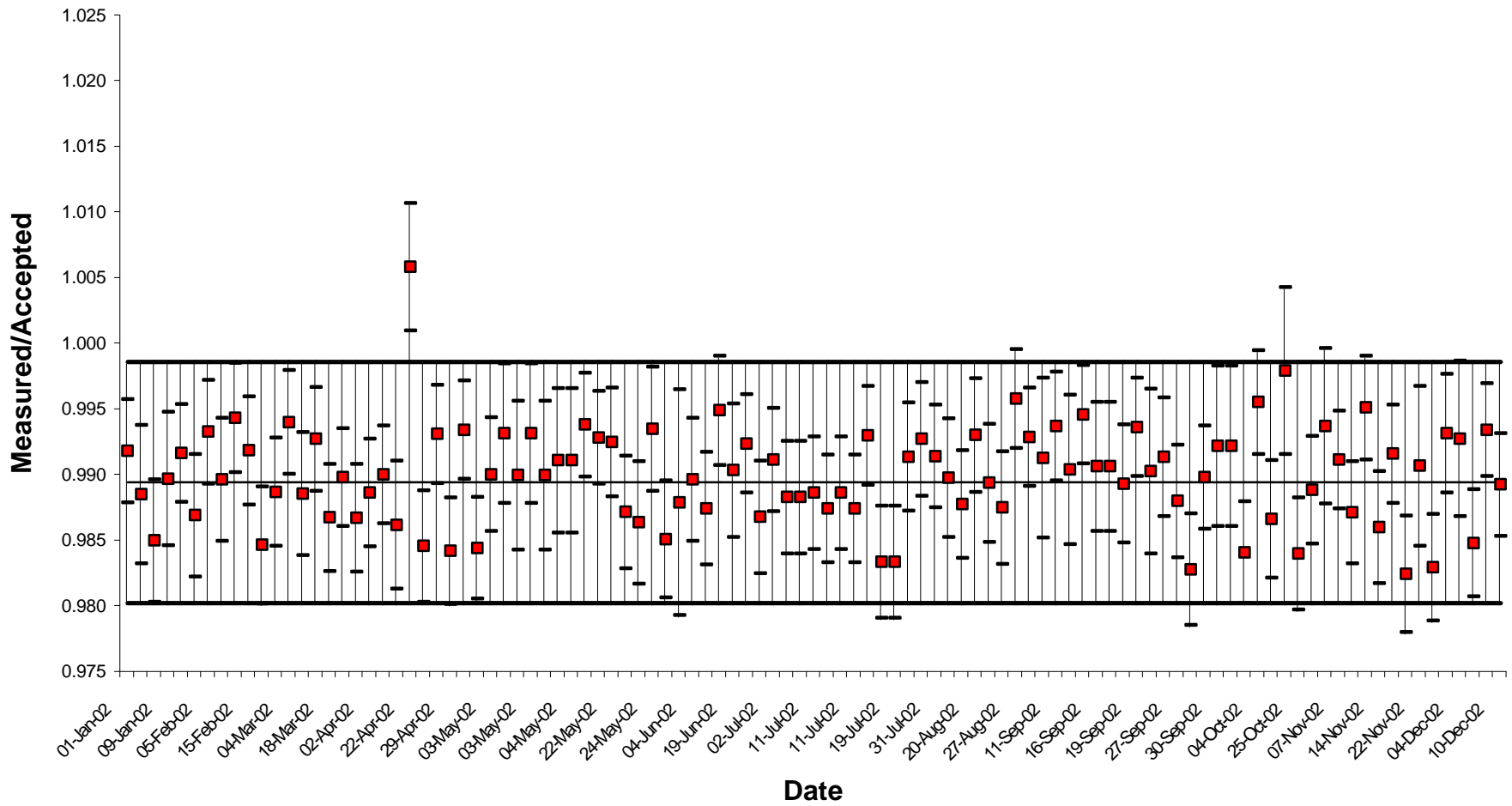


**HANFORD
241-Am
2002**



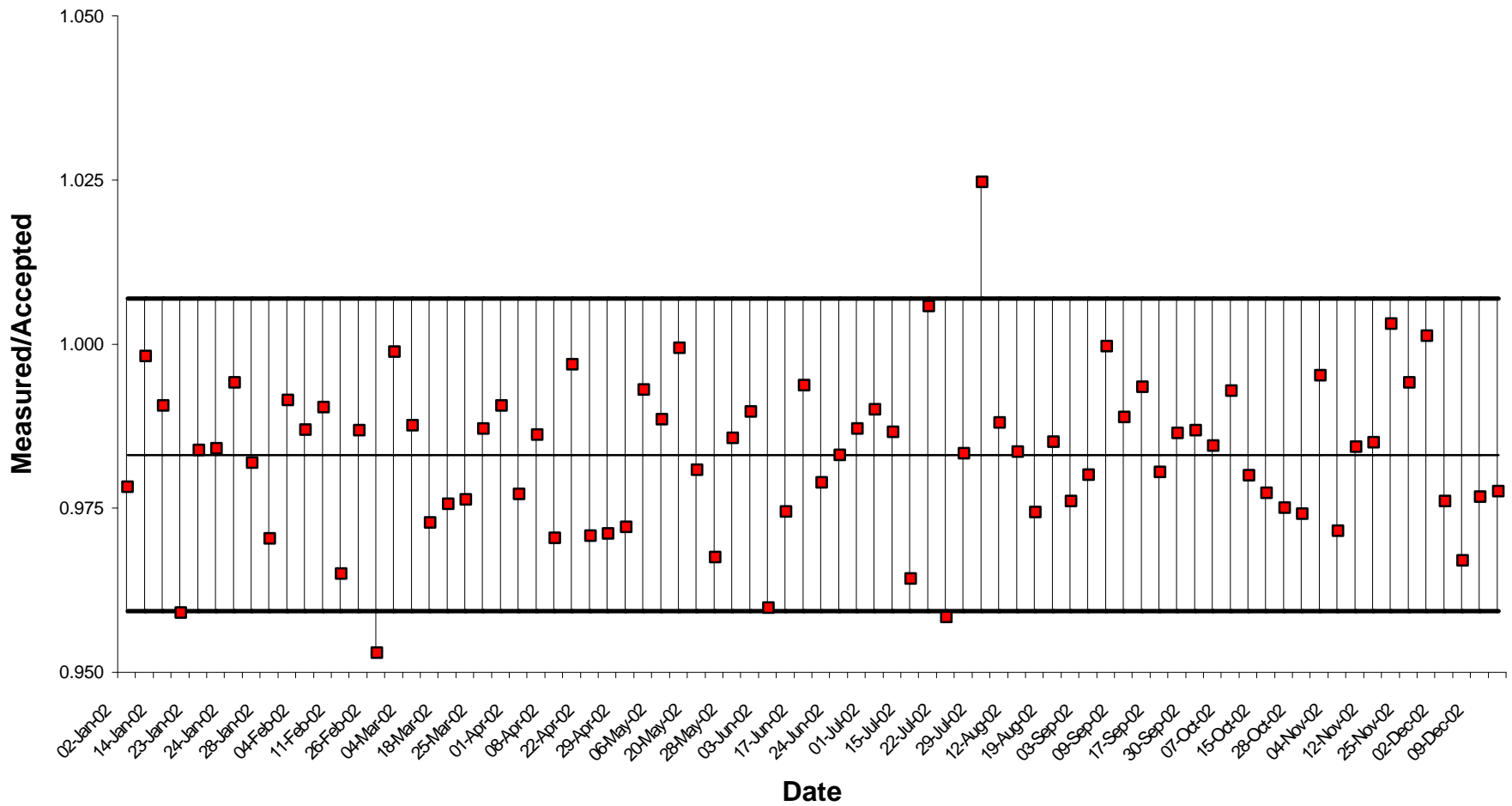
All standard deviation and uncertainty limits are at two sigma.

LAWRENCE LIVERMORE
241-Am, Calex 1
2002



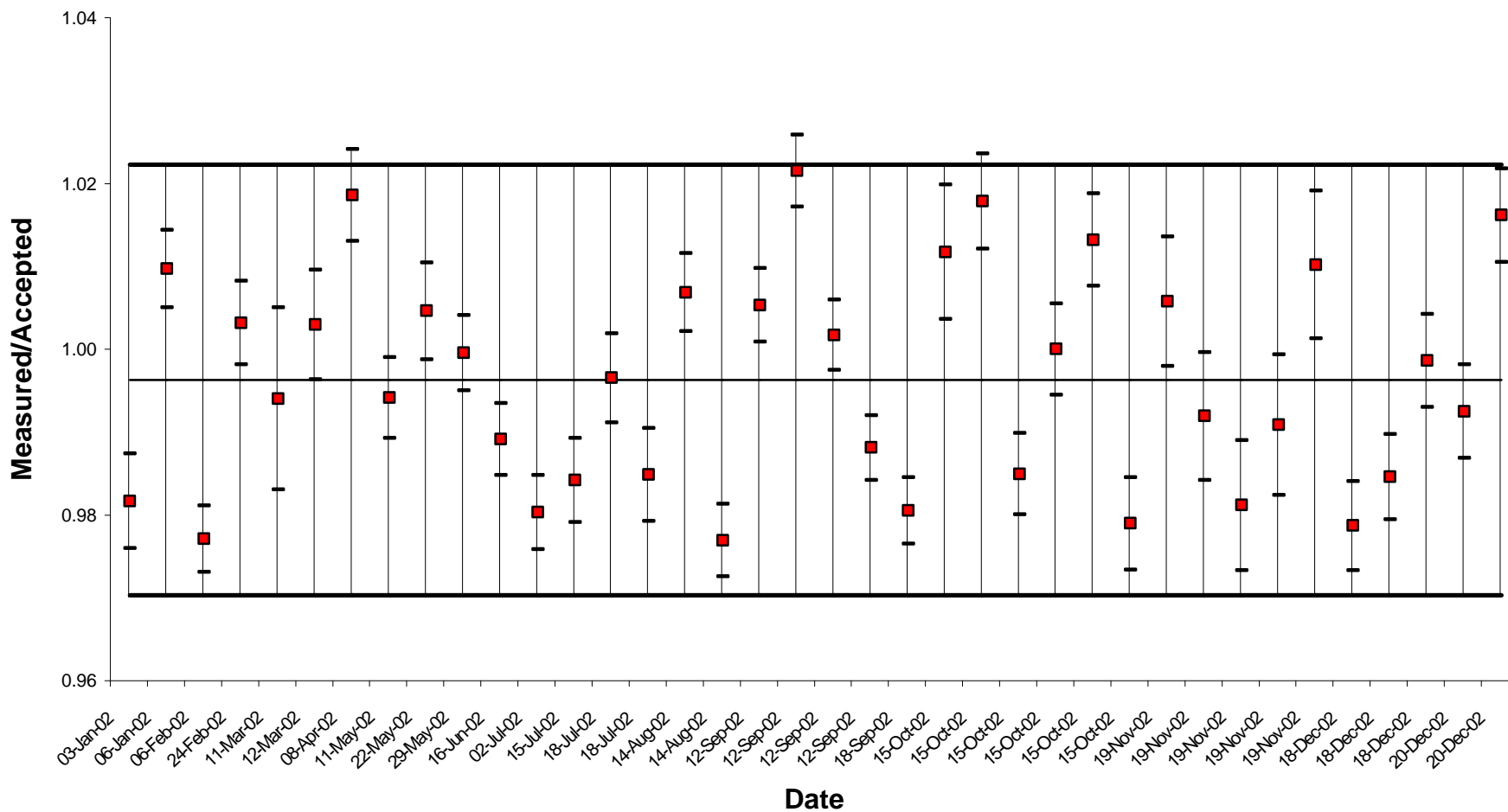
All standard deviation and uncertainty limits are at two sigma.

LOS ALAMOS
241-Am
2002



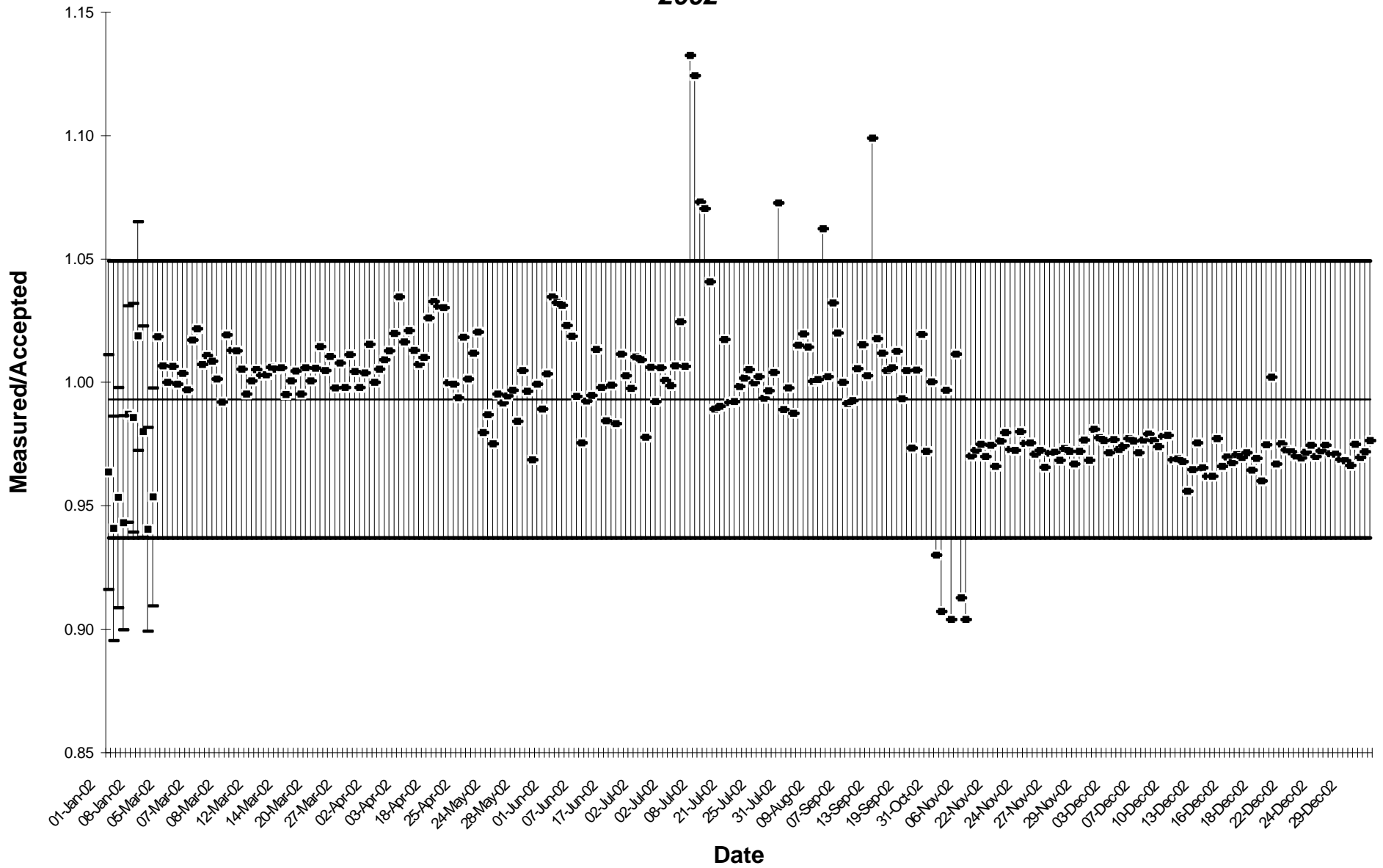
All standard deviation and uncertainty limits are at two sigma.

ROCKY FLATS - ANALYTICAL LAB
241-Am
2002



All standard deviation and uncertainty limits are at two sigma.

**SAVANNAH RIVER
241-Am
2002**



All standard deviation and uncertainty limits are at two sigma.

WEIGHT PERCENT 241-Am DATA
Calendar Year 2002

HANFORD

#	Date Measured	Instr. ID	241-Am	Uncert. 1 STD	Accepted Weight %	Ratio M/A	Weight % Error	Percent Error
1	07-Jan-02	1985	0.2469%	0.36%	0.2482%	0.995	-0.0013%	-0.511%
2	07-Jan-02	2026	0.2481%	0.32%	0.2482%	1.000	-0.0001%	-0.027%
3	09-Jan-02	2424	0.2479%	0.30%	0.2482%	0.999	-0.0003%	-0.120%
4	14-Jan-02	2026	0.2470%	0.30%	0.2483%	0.995	-0.0013%	-0.514%
5	14-Jan-02	1985	0.2472%	0.30%	0.2483%	0.996	-0.0011%	-0.433%
6	14-Jan-02	2424	0.2475%	0.34%	0.2483%	0.997	-0.0008%	-0.313%
7	21-Jan-02	2026	0.2486%	0.34%	0.2484%	1.001	0.0002%	0.087%
8	21-Jan-02	2424	0.2489%	0.34%	0.2484%	1.002	0.0005%	0.207%
9	22-Jan-02	1985	0.2475%	0.33%	0.2484%	0.996	-0.0009%	-0.362%
10	28-Jan-02	1985	0.2480%	0.35%	0.2485%	0.998	-0.0005%	-0.198%
11	28-Jan-02	2026	0.2472%	0.30%	0.2485%	0.995	-0.0013%	-0.520%
12	29-Jan-02	2424	0.2469%	0.31%	0.2485%	0.994	-0.0016%	-0.647%
13	04-Feb-02	2026	0.2483%	0.29%	0.2486%	0.999	-0.0003%	-0.121%
14	04-Feb-02	1985	0.2487%	0.35%	0.2486%	1.000	0.0001%	0.040%
15	04-Feb-02	2424	0.2490%	0.32%	0.2486%	1.002	0.0004%	0.160%
16	05-Feb-02	2740	0.2482%	0.33%	0.2486%	0.998	-0.0004%	-0.167%
17	11-Feb-02	1985	0.2493%	0.35%	0.2487%	1.002	0.0006%	0.238%
18	11-Feb-02	2026	0.2477%	0.32%	0.2487%	0.996	-0.0010%	-0.406%
19	11-Feb-02	2424	0.2485%	0.31%	0.2487%	0.999	-0.0002%	-0.084%
20	12-Feb-02	2740	0.2469%	0.30%	0.2487%	0.993	-0.0018%	-0.733%
21	12-Feb-02	1985	0.2484%	0.35%	0.2487%	0.999	-0.0003%	-0.130%
22	19-Feb-02	1985	0.2482%	0.31%	0.2488%	0.997	-0.0006%	-0.254%
23	19-Feb-02	2026	0.2491%	0.31%	0.2488%	1.001	0.0003%	0.108%
24	19-Feb-02	2740	0.2472%	0.29%	0.2488%	0.993	-0.0016%	-0.656%
25	20-Feb-02	2424	0.2489%	0.30%	0.2488%	1.000	0.0001%	0.021%
26	25-Feb-02	2740	0.2472%	0.29%	0.2489%	0.993	-0.0017%	-0.693%
27	25-Feb-02	2424	0.2489%	0.34%	0.2489%	1.000	0.0000%	-0.010%
28	25-Feb-02	2026	0.2481%	0.31%	0.2489%	0.997	-0.0008%	-0.331%
29	26-Feb-02	1985	0.2487%	0.35%	0.2489%	0.999	-0.0002%	-0.096%
30	04-Mar-02	1985	0.2482%	0.33%	0.2490%	0.997	-0.0008%	-0.334%
31	05-Mar-02	2026	0.2486%	0.29%	0.2490%	0.998	-0.0004%	-0.180%
32	05-Mar-02	2740	0.2476%	0.30%	0.2490%	0.994	-0.0014%	-0.581%
33	05-Mar-02	2424	0.2496%	0.33%	0.2490%	1.002	0.0006%	0.222%
34	11-Mar-02	2424	0.2485%	0.34%	0.2491%	0.997	-0.0006%	-0.257%
35	11-Mar-02	2740	0.2477%	0.29%	0.2491%	0.994	-0.0014%	-0.578%
36	12-Mar-02	2026	0.2470%	0.33%	0.2492%	0.991	-0.0022%	-0.865%
37	12-Mar-02	1985	0.2500%	0.32%	0.2492%	1.003	0.0008%	0.339%
38	18-Mar-02	1985	0.2487%	0.34%	0.2492%	0.998	-0.0005%	-0.219%
39	18-Mar-02	2026	0.2482%	0.31%	0.2492%	0.996	-0.0010%	-0.420%
40	19-Mar-02	2740	0.2477%	0.29%	0.2493%	0.994	-0.0016%	-0.627%
41	19-Mar-02	2424	0.2486%	0.32%	0.2493%	0.997	-0.0007%	-0.266%
42	25-Mar-02	1985	0.2493%	0.34%	0.2494%	1.000	-0.0001%	-0.022%

43	25-Mar-02	2026	0.2490%	0.31%	0.2494%	0.999	-0.0004%	-0.142%
44	26-Mar-02	2424	0.2508%	0.37%	0.2494%	1.006	0.0014%	0.573%
45	27-Mar-02	2740	0.2485%	0.29%	0.2494%	0.996	-0.0063%	-2.539%
46	01-Apr-02	2026	0.2490%	0.30%	0.2495%	0.998	-0.0005%	-0.185%
47	01-Apr-02	1985	0.2476%	0.32%	0.2495%	0.993	-0.0019%	-0.746%
48	02-Apr-02	2424	0.2487%	0.32%	0.2495%	0.997	-0.0008%	-0.311%
49	02-Apr-02	2740	0.2476%	0.28%	0.2495%	0.992	-0.0019%	-0.752%
50	08-Apr-02	2026	0.2498%	0.29%	0.2496%	1.001	0.0002%	0.093%
51	08-Apr-02	1985	0.2491%	0.35%	0.2496%	0.998	-0.0005%	-0.188%
52	08-Apr-02	2424	0.2512%	0.31%	0.2496%	1.007	0.0016%	0.654%
53	08-Apr-02	2740	0.2486%	0.34%	0.2496%	0.996	-0.0010%	-0.388%
54	15-Apr-02	2026	0.2494%	0.33%	0.2497%	0.999	-0.0003%	-0.111%
55	15-Apr-02	2424	0.2507%	0.32%	0.2497%	1.004	0.0010%	0.410%
56	16-Apr-02	2740	0.2487%	0.29%	0.2497%	0.996	-0.0010%	-0.397%
57	16-Apr-02	1985	0.2492%	0.35%	0.2497%	0.998	-0.0005%	-0.197%
58	22-Apr-02	2026	0.2491%	0.31%	0.2498%	0.997	-0.0007%	-0.273%
59	22-Apr-02	1985	0.2494%	0.34%	0.2498%	0.998	-0.0004%	-0.153%
60	23-Apr-02	2424	0.2495%	0.32%	0.2498%	0.999	-0.0003%	-0.119%
61	23-Apr-02	2740	0.2483%	0.29%	0.2498%	0.994	-0.0015%	-0.600%
62	29-Apr-02	2740	0.2481%	0.33%	0.2499%	0.993	-0.0018%	-0.716%
63	29-Apr-02	2026	0.2491%	0.28%	0.2499%	0.997	-0.0008%	-0.316%
64	30-Apr-02	1985	0.2486%	0.34%	0.2499%	0.995	-0.0013%	-0.522%
65	30-Apr-02	2424	0.2507%	0.33%	0.2499%	1.003	0.0008%	0.318%
66	06-May-02	2424	0.2505%	0.33%	0.2500%	1.002	0.0005%	0.202%
67	06-May-02	1985	0.2497%	0.37%	0.2500%	0.999	-0.0003%	-0.118%
68	06-May-02	2026	0.2502%	0.31%	0.2500%	1.001	0.0002%	0.082%
69	07-May-02	2740	0.2498%	0.32%	0.2500%	0.999	-0.0002%	-0.084%
70	13-May-02	1985	0.2493%	0.34%	0.2501%	0.997	-0.0008%	-0.321%
71	13-May-02	2026	0.2493%	0.30%	0.2501%	0.997	-0.0008%	-0.321%
72	20-May-02	2026	0.2498%	0.34%	0.2502%	0.998	-0.0004%	-0.163%
73	20-May-02	1985	0.2497%	0.33%	0.2502%	0.998	-0.0005%	-0.203%
74	21-May-02	2424	0.2513%	0.32%	0.2502%	1.004	0.0011%	0.430%
75	03-Jun-02	1985	0.2506%	0.32%	0.2504%	1.001	0.0002%	0.071%
76	04-Jun-02	2740	0.2492%	0.32%	0.2504%	0.995	-0.0012%	-0.494%
77	04-Jun-02	2424	0.2499%	0.32%	0.2504%	0.998	-0.0005%	-0.214%
78	06-Jun-02	2026	0.2502%	0.32%	0.2505%	0.999	-0.0003%	-0.107%
79	10-Jun-02	1985	0.2496%	0.33%	0.2505%	0.996	-0.0009%	-0.370%
80	10-Jun-02	2026	0.2494%	0.30%	0.2505%	0.995	-0.0011%	-0.450%
81	11-Jun-02	2424	0.2508%	0.32%	0.2505%	1.001	0.0003%	0.103%
82	17-Jun-02	2026	0.2492%	0.32%	0.2506%	0.994	-0.0014%	-0.572%
83	17-Jun-02	2424	0.2507%	0.35%	0.2506%	1.000	0.0001%	0.026%
84	18-Jun-02	1985	0.2491%	0.32%	0.2506%	0.994	-0.0015%	-0.618%
85	24-Jun-02	2026	0.2498%	0.32%	0.2507%	0.996	-0.0009%	-0.375%
86	24-Jun-02	2424	0.2521%	0.36%	0.2507%	1.005	0.0014%	0.542%
87	25-Jun-02	1985	0.2503%	0.36%	0.2508%	0.998	-0.0005%	-0.181%
88	01-Jul-02	1985	0.2505%	0.35%	0.2508%	0.999	-0.0003%	-0.138%
89	02-Jul-02	2026	0.2504%	0.29%	0.2509%	0.998	-0.0005%	-0.184%
90	02-Jul-02	2424	0.2509%	0.33%	0.2509%	1.000	0.0000%	0.016%
91	08-Jul-02	2026	0.2518%	0.32%	0.2510%	1.003	0.0008%	0.338%
92	08-Jul-02	1985	0.2508%	0.35%	0.2510%	0.999	-0.0002%	-0.060%

93	08-Jul-02	2424	0.2501%	0.35%	0.2510%	0.997	-0.0009%	-0.339%
94	11-Jul-02	1985	0.2496%	0.30%	0.2510%	0.994	-0.0014%	-0.557%
95	12-Jul-02	2424	0.2510%	0.37%	0.2510%	1.000	0.0000%	-0.005%
96	14-Jul-02	2026	0.2505%	0.35%	0.2510%	0.998	-0.0005%	-0.216%
97	15-Jul-02	2424	0.2534%	0.32%	0.2511%	1.009	0.0023%	0.933%
98	15-Jul-02	1985	0.2502%	0.35%	0.2511%	0.997	-0.0009%	-0.341%
99	22-Jul-02	1985	0.2505%	0.36%	0.2512%	0.997	-0.0007%	-0.264%
100	22-Jul-02	2026	0.2503%	0.30%	0.2512%	0.997	-0.0009%	-0.344%
101	23-Jul-02	2424	0.2515%	0.38%	0.2512%	1.001	0.0003%	0.128%
102	29-Jul-02	2424	0.2514%	0.36%	0.2513%	1.001	0.0001%	0.053%
103	29-Jul-02	2026	0.2501%	0.29%	0.2513%	0.995	-0.0012%	-0.465%
104	29-Jul-02	1985	0.2505%	0.34%	0.2513%	0.997	-0.0008%	-0.306%
105	05-Aug-02	2026	0.2504%	0.31%	0.2514%	0.996	-0.0010%	-0.387%
106	05-Aug-02	1985	0.2503%	0.32%	0.2514%	0.996	-0.0011%	-0.427%
107	05-Aug-02	2424	0.2523%	0.34%	0.2514%	1.004	0.0009%	0.369%
108	13-Aug-02	2026	0.2504%	0.31%	0.2515%	0.996	-0.0011%	-0.435%
109	13-Aug-02	1985	0.2509%	0.35%	0.2515%	0.998	-0.0006%	-0.236%
110	13-Aug-02	2424	0.2522%	0.35%	0.2515%	1.003	0.0007%	0.281%
111	19-Aug-02	1985	0.2513%	0.32%	0.2516%	0.999	-0.0003%	-0.112%
112	20-Aug-02	2026	0.2518%	0.29%	0.2516%	1.001	0.0002%	0.080%
113	20-Aug-02	2424	0.2526%	0.33%	0.2516%	1.004	0.0010%	0.398%
114	26-Aug-02	2026	0.2518%	0.35%	0.2517%	1.000	0.0001%	0.045%
115	26-Aug-02	1985	0.2518%	0.35%	0.2517%	1.000	0.0001%	0.045%
116	26-Aug-02	2424	0.2536%	0.36%	0.2517%	1.008	0.0019%	0.760%
117	03-Sep-02	2026	0.2502%	0.30%	0.2518%	0.994	-0.0016%	-0.639%
118	03-Sep-02	1985	0.2520%	0.34%	0.2518%	1.001	0.0002%	0.076%
119	03-Sep-02	2424	0.2517%	0.37%	0.2518%	1.000	-0.0001%	-0.043%
120	09-Sep-02	1985	0.2522%	0.36%	0.2519%	1.001	0.0003%	0.120%
121	10-Sep-02	2424	0.2532%	0.38%	0.2519%	1.005	0.0013%	0.511%
122	10-Sep-02	2026	0.2510%	0.32%	0.2519%	0.996	-0.0009%	-0.362%
123	16-Sep-02	1985	0.2513%	0.34%	0.2520%	0.997	-0.0007%	-0.279%
124	16-Sep-02	2026	0.2506%	0.33%	0.2520%	0.994	-0.0014%	-0.557%
125	23-Sep-02	2424	0.2527%	0.38%	0.2521%	1.002	0.0006%	0.235%
126	24-Sep-02	1985	0.2517%	0.35%	0.2521%	0.998	-0.0004%	-0.167%
127	24-Sep-02	2026	0.2511%	0.30%	0.2521%	0.996	-0.0010%	-0.405%
128	30-Sep-02	2424	0.2536%	0.38%	0.2522%	1.006	0.0014%	0.550%
129	30-Sep-02	1985	0.2531%	0.36%	0.2522%	1.004	0.0009%	0.352%
130	02-Oct-02	2026	0.2518%	0.35%	0.2522%	0.998	-0.0004%	-0.175%
131	07-Oct-02	2424	0.2535%	0.37%	0.2523%	1.005	0.0012%	0.469%
132	07-Oct-02	1985	0.2526%	0.35%	0.2523%	1.001	0.0003%	0.113%
133	08-Oct-02	2026	0.2518%	0.29%	0.2523%	0.998	-0.0005%	-0.210%
134	14-Oct-02	1985	0.2523%	0.37%	0.2524%	1.000	-0.0001%	-0.048%
135	14-Oct-02	2026	0.2511%	0.32%	0.2524%	0.995	-0.0013%	-0.523%
136	15-Oct-02	2424	0.2525%	0.37%	0.2524%	1.000	0.0001%	0.026%
137	21-Oct-02	2026	0.2514%	0.29%	0.2525%	0.996	-0.0011%	-0.445%
138	21-Oct-02	1985	0.2518%	0.35%	0.2525%	0.997	-0.0007%	-0.287%
139	22-Oct-02	2424	0.2537%	0.36%	0.2525%	1.005	0.0012%	0.460%
140	28-Oct-02	1985	0.2527%	0.36%	0.2526%	1.000	0.0001%	0.029%
141	28-Oct-02	2424	0.2538%	0.35%	0.2526%	1.005	0.0012%	0.464%
142	28-Oct-02	2026	0.2524%	0.29%	0.2526%	0.999	-0.0002%	-0.090%

143	04-Nov-02	1985	0.2538%	0.38%	0.2527%	1.004	0.0011%	0.423%
144	04-Nov-02	2026	0.2514%	0.30%	0.2527%	0.995	-0.0013%	-0.527%
145	05-Nov-02	2424	0.2527%	0.38%	0.2527%	1.000	0.0000%	-0.019%
146	11-Nov-02	1985	0.2528%	0.39%	0.2528%	1.000	0.0000%	-0.014%
147	11-Nov-02	2424	0.2517%	0.35%	0.2528%	0.996	-0.0011%	-0.449%
148	12-Nov-02	2026	0.2514%	0.29%	0.2529%	0.994	-0.0015%	-0.574%
149	18-Nov-02	1985	0.2527%	0.38%	0.2529%	0.999	-0.0002%	-0.095%
150	19-Nov-02	2026	0.2532%	0.30%	0.2530%	1.001	0.0002%	0.097%
151	19-Nov-02	2424	0.2534%	0.34%	0.2530%	1.002	0.0004%	0.176%
152	25-Nov-02	1985	0.2541%	0.40%	0.2530%	1.004	0.0011%	0.418%
153	25-Nov-02	2026	0.2518%	0.31%	0.2530%	0.995	-0.0012%	-0.491%
154	26-Nov-02	2424	0.2519%	0.38%	0.2531%	0.995	-0.0012%	-0.458%
155	02-Dec-02	2026	0.2527%	0.30%	0.2531%	0.998	-0.0004%	-0.177%
156	02-Dec-02	1985	0.2544%	0.38%	0.2531%	1.005	0.0013%	0.495%
157	03-Dec-02	2424	0.2545%	0.39%	0.2532%	1.005	0.0013%	0.529%
158	08-Dec-02	1985	0.2534%	0.38%	0.2532%	1.001	0.0002%	0.065%
159	09-Dec-02	2026	0.2532%	0.32%	0.2533%	1.000	-0.0001%	-0.020%
160	09-Dec-02	2424	0.2540%	0.33%	0.2533%	1.003	0.0008%	0.296%
161	16-Dec-02	1985	0.2532%	0.42%	0.2534%	0.999	-0.0002%	-0.060%
162	16-Dec-02	2026	0.2520%	0.29%	0.2534%	0.995	-0.0014%	-0.534%
163	17-Dec-02	2424	0.2543%	0.34%	0.2534%	1.004	0.0009%	0.368%
164	23-Dec-02	1985	0.2528%	0.45%	0.2535%	0.997	-0.0007%	-0.259%
165	23-Dec-02	2026	0.2529%	0.31%	0.2535%	0.998	-0.0006%	-0.219%
166	23-Dec-02	2424	0.2539%	0.36%	0.2535%	1.002	0.0004%	0.175%
167	30-Dec-02	2026	0.2519%	0.30%	0.2536%	0.993	-0.0017%	-0.654%
168	30-Dec-02	2424	0.2544%	0.42%	0.2536%	1.003	0.0008%	0.332%
169	30-Dec-02	1985	0.2547%	0.42%	0.2536%	1.004	0.0011%	0.450%

LLNL Calex 1

#	Date Measured	Instr. ID	241-Am	Uncert. 1 STD	Accepted Weight %	Ratio M/A	Weight % Error	Percent Error
1	01-Jan-02	1	0.2460%	0.20%	0.2481%	0.992	-0.0021%	-0.84%
2	02-Jan-02	3A	0.2452%	0.27%	0.2481%	0.988	-0.0029%	-1.16%
3	07-Jan-02	3A	0.2444%	0.24%	0.2482%	0.985	-0.0038%	-1.52%
4	09-Jan-02	3A	0.2456%	0.26%	0.2482%	0.990	-0.0026%	-1.05%
5	23-Jan-02	1	0.2463%	0.19%	0.2484%	0.991	-0.0021%	-0.85%
6	28-Jan-02	3A	0.2452%	0.24%	0.2485%	0.987	-0.0033%	-1.33%
7	05-Feb-02	1	0.2469%	0.20%	0.2486%	0.993	-0.0017%	-0.69%
8	05-Feb-02	3A	0.2460%	0.24%	0.2486%	0.989	-0.0026%	-1.05%
9	07-Feb-02	1	0.2472%	0.21%	0.2486%	0.994	-0.0014%	-0.58%
10	15-Feb-02	1	0.2467%	0.21%	0.2488%	0.992	-0.0021%	-0.83%
11	21-Feb-02	3A	0.2450%	0.23%	0.2489%	0.984	-0.0039%	-1.55%
12	27-Feb-02	3A	0.2461%	0.21%	0.2490%	0.989	-0.0029%	-1.15%
13	04-Mar-02	1	0.2475%	0.20%	0.2490%	0.994	-0.0015%	-0.62%
14	08-Mar-02	3A	0.2462%	0.24%	0.2491%	0.988	-0.0029%	-1.16%
15	12-Mar-02	1	0.2473%	0.20%	0.2492%	0.993	-0.0019%	-0.74%
16	18-Mar-02	3A	0.2459%	0.21%	0.2492%	0.987	-0.0033%	-1.34%
17	20-Mar-02	1	0.2467%	0.19%	0.2493%	0.990	-0.0026%	-1.03%
18	25-Mar-02	3A	0.2460%	0.21%	0.2494%	0.987	-0.0034%	-1.35%

19	02-Apr-02	3a	0.2466%	0.21%	0.2495%	0.988	-0.0029%	-1.15%
20	16-Apr-02	1	0.2472%	0.19%	0.2497%	0.990	-0.0025%	-1.01%
21	16-Apr-02	3a	0.2462%	0.25%	0.2497%	0.986	-0.0035%	-1.40%
22	22-Apr-02	1	0.2512%	0.24%	0.2498%	1.006	0.0014%	0.57%
23	23-Apr-02	3a	0.2459%	0.22%	0.2498%	0.984	-0.0039%	-1.56%
24	26-Apr-02	1	0.2481%	0.19%	0.2498%	0.993	-0.0018%	-0.71%
25	29-Apr-02	3a	0.2459%	0.21%	0.2499%	0.984	-0.0040%	-1.60%
26	30-Apr-02	1	0.2482%	0.19%	0.2499%	0.993	-0.0017%	-0.67%
27	02-May-02	3a	0.2460%	0.20%	0.2499%	0.984	-0.0039%	-1.57%
28	03-May-02	1	0.2474%	0.22%	0.2500%	0.990	-0.0025%	-1.01%
29	03-May-02	2	0.2482%	0.27%	0.2500%	0.993	-0.0018%	-0.70%
30	03-May-02	2	0.2474%	0.29%	0.2500%	0.990	-0.0026%	-1.02%
31	03-May-02	2	0.2482%	0.27%	0.2500%	0.993	-0.0018%	-0.70%
32	03-May-02	2	0.2474%	0.29%	0.2500%	0.990	-0.0026%	-1.02%
33	04-May-02	2	0.2477%	0.28%	0.2500%	0.991	-0.0023%	-0.91%
34	04-May-02	2	0.2477%	0.28%	0.2500%	0.991	-0.0023%	-0.91%
35	08-May-02	1	0.2484%	0.20%	0.2500%	0.994	-0.0016%	-0.63%
36	15-May-02	1	0.2483%	0.18%	0.2501%	0.993	-0.0018%	-0.73%
37	22-May-02	1	0.2483%	0.21%	0.2502%	0.992	-0.0019%	-0.77%
38	23-May-02	3a	0.2470%	0.22%	0.2503%	0.987	-0.0033%	-1.30%
39	23-May-02	3a	0.2468%	0.24%	0.2503%	0.986	-0.0035%	-1.38%
40	24-May-02	3a	0.2486%	0.24%	0.2503%	0.993	-0.0017%	-0.67%
41	24-May-02	3a	0.2465%	0.23%	0.2503%	0.985	-0.0038%	-1.51%
42	24-May-02	3a	0.2472%	0.44%	0.2503%	0.988	-0.0031%	-1.23%
43	04-Jun-02	3a	0.2478%	0.24%	0.2504%	0.989	-0.0026%	-1.05%
44	14-Jun-02	3a	0.2474%	0.22%	0.2506%	0.987	-0.0032%	-1.27%
45	18-Jun-02	1	0.2493%	0.21%	0.2506%	0.995	-0.0013%	-0.53%
46	19-Jun-02	3a	0.2482%	0.26%	0.2507%	0.990	-0.0025%	-0.98%
47	21-Jun-02	1	0.2487%	0.19%	0.2507%	0.992	-0.0020%	-0.78%
48	25-Jun-02	3a	0.2474%	0.22%	0.2508%	0.987	-0.0034%	-1.34%
49	02-Jul-02	1	0.2486%	0.20%	0.2509%	0.991	-0.0023%	-0.90%
50	10-Jul-02	3	0.2480%	0.22%	0.2510%	0.988	-0.0030%	-1.19%
51	10-Jul-02	3a	0.2480%	0.22%	0.2510%	0.988	-0.0030%	-1.19%
52	11-Jul-02	3	0.2481%	0.22%	0.2510%	0.988	-0.0029%	-1.15%
53	11-Jul-02	3	0.2478%	0.21%	0.2510%	0.987	-0.0032%	-1.27%
54	11-Jul-02	3a	0.2481%	0.22%	0.2510%	0.988	-0.0029%	-1.15%
55	11-Jul-02	3a	0.2478%	0.21%	0.2510%	0.987	-0.0032%	-1.27%
56	18-Jul-02	1	0.2493%	0.19%	0.2511%	0.993	-0.0018%	-0.72%
57	19-Jul-02	3	0.2469%	0.22%	0.2511%	0.983	-0.0042%	-1.68%
58	19-Jul-02	3a	0.2469%	0.22%	0.2511%	0.983	-0.0042%	-1.68%
59	25-Jul-02	1	0.2490%	0.21%	0.2512%	0.991	-0.0022%	-0.88%
60	29-Jul-02	1	0.2494%	0.22%	0.2513%	0.993	-0.0019%	-0.74%
61	31-Jul-02	1	0.2491%	0.20%	0.2513%	0.991	-0.0022%	-0.87%
62	01-Aug-02	3a	0.2487%	0.23%	0.2513%	0.990	-0.0026%	-1.04%
63	15-Aug-02	3a	0.2484%	0.21%	0.2515%	0.988	-0.0031%	-1.24%
64	20-Aug-02	1	0.2498%	0.22%	0.2516%	0.993	-0.0018%	-0.71%
65	21-Aug-02	3a	0.2489%	0.23%	0.2516%	0.989	-0.0027%	-1.08%
66	26-Aug-02	3a	0.2485%	0.22%	0.2517%	0.987	-0.0032%	-1.27%
67	27-Aug-02	1	0.2506%	0.19%	0.2517%	0.996	-0.0011%	-0.44%
68	05-Sep-02	1	0.2500%	0.19%	0.2518%	0.993	-0.0018%	-0.73%

69	05-Sep-02	3a	0.2496%	0.31%	0.2518%	0.991	-0.0022%	-0.89%
70	11-Sep-02	1	0.2503%	0.21%	0.2519%	0.994	-0.0016%	-0.65%
71	13-Sep-02	3a	0.2495%	0.29%	0.2520%	0.990	-0.0025%	-0.98%
72	16-Sep-02	1	0.2506%	0.19%	0.2520%	0.994	-0.0014%	-0.56%
73	16-Sep-02	2	0.2496%	0.25%	0.2520%	0.990	-0.0024%	-0.95%
74	16-Sep-02	2	0.2496%	0.25%	0.2520%	0.990	-0.0024%	-0.95%
75	18-Sep-02	3a	0.2493%	0.23%	0.2520%	0.989	-0.0267%	-10.58%
76	19-Sep-02	1	0.2504%	0.19%	0.2520%	0.993	-0.0016%	-0.65%
77	22-Sep-02	2	0.2496%	0.32%	0.2521%	0.990	-0.0025%	-0.99%
78	24-Sep-02	1	0.2499%	0.23%	0.2521%	0.991	-0.0022%	-0.88%
79	27-Sep-02	3a	0.2491%	0.22%	0.2522%	0.988	-0.0031%	-1.22%
80	28-Sep-02	3a	0.2478%	0.22%	0.2522%	0.983	-0.0044%	-1.74%
81	30-Sep-02	1	0.2496%	0.20%	0.2522%	0.990	-0.0026%	-1.04%
82	30-Sep-02	2	0.2502%	0.31%	0.2522%	0.992	-0.0020%	-0.80%
83	30-Sep-02	2	0.2502%	0.31%	0.2522%	0.992	-0.0020%	-0.80%
84	03-Oct-02	3a	0.2482%	0.20%	0.2523%	0.984	-0.0041%	-1.61%
85	04-Oct-02	1	0.2511%	0.20%	0.2523%	0.995	-0.0012%	-0.46%
86	14-Oct-02	3a	0.2490%	0.23%	0.2524%	0.986	-0.0034%	-1.35%
87	17-Oct-02	2	0.2519%	0.32%	0.2525%	0.998	-0.0006%	-0.22%
88	25-Oct-02	3a	0.2485%	0.22%	0.2526%	0.984	-0.0041%	-1.62%
89	30-Oct-02	3a	0.2498%	0.21%	0.2527%	0.989	-0.0029%	-1.13%
90	04-Nov-02	2	0.2511%	0.30%	0.2527%	0.994	-0.0016%	-0.65%
91	07-Nov-02	1	0.2505%	0.19%	0.2528%	0.991	-0.0023%	-0.90%
92	08-Nov-02	3a	0.2495%	0.20%	0.2528%	0.987	-0.0033%	-1.30%
93	14-Nov-02	1	0.2516%	0.20%	0.2529%	0.995	-0.0013%	-0.51%
94	14-Nov-02	3a	0.2493%	0.22%	0.2529%	0.986	-0.0036%	-1.42%
95	20-Nov-02	1	0.2508%	0.19%	0.2530%	0.991	-0.0022%	-0.86%
96	21-Nov-02	3a	0.2485%	0.23%	0.2530%	0.982	-0.0045%	-1.77%
97	22-Nov-02	2	0.2506%	0.31%	0.2530%	0.991	-0.0024%	-0.95%
98	26-Nov-02	3a	0.2487%	0.21%	0.2531%	0.983	-0.0044%	-1.72%
99	27-Nov-02	1	0.2513%	0.23%	0.2531%	0.993	-0.0018%	-0.70%
100	04-Dec-02	2	0.2513%	0.30%	0.2532%	0.993	-0.0019%	-0.74%
101	05-Dec-02	3a	0.2493%	0.21%	0.2532%	0.985	-0.0039%	-1.54%
102	06-Dec-02	1	0.2515%	0.18%	0.2532%	0.993	-0.0017%	-0.67%
103	10-Dec-02	3a	0.2505%	0.20%	0.2533%	0.989	-0.0028%	-1.09%

LLNL Calex 2

#	Date Measured	Instr. ID	241-Am	Uncert. 1 STD	Accepted Weight %	Ratio M/A	Weight % Error	Percent Error
1	30-Apr-02	3	0.7375%	0.27%	0.7562%	0.975	-0.0187%	-2.47%
2	28-Jun-02	3	0.7410%	0.16%	0.7618%	0.973	-0.0208%	-2.73%
3	15-Jul-02	3	0.7458%	0.18%	0.7633%	0.977	-0.0176%	-2.30%
4	26-Jul-02	3	0.7457%	0.19%	0.7644%	0.976	-0.0186%	-2.44%

LANL

#	Date Measured	Instr. ID	241-Am	Uncert. 1 STD	Accepted Weight %	Ratio M/A	Weight % Error	Percent Error
1	02-Jan-02	F9	0.2426%	0.00%	0.2481%	0.978	-0.0055%	-2.20%

2	07-Jan-02	F5	0.2476%	0.00%	0.2482%	0.998	-0.0005%	-0.21%
3	14-Jan-02	F6	0.2459%	0.00%	0.2483%	0.990	-0.0024%	-0.97%
4	14-Jan-02	F9	0.2381%	0.00%	0.2483%	0.959	-0.0102%	-4.12%
5	23-Jan-02	F5	0.2443%	0.00%	0.2484%	0.984	-0.0041%	-1.64%
6	23-Jan-02	F9	0.2444%	0.00%	0.2484%	0.984	-0.0040%	-1.62%
7	24-Jan-02	F6	0.2469%	0.00%	0.2484%	0.994	-0.0015%	-0.62%
8	28-Jan-02	F5	0.2439%	0.00%	0.2485%	0.982	-0.0046%	-1.84%
9	28-Jan-02	F6	0.2411%	0.00%	0.2485%	0.970	-0.0074%	-3.00%
10	04-Feb-02	F5	0.2464%	0.00%	0.2486%	0.991	-0.0022%	-0.88%
11	04-Feb-02	F9	0.2453%	0.00%	0.2486%	0.987	-0.0033%	-1.33%
12	11-Feb-02	F6	0.2463%	0.00%	0.2487%	0.990	-0.0025%	-0.99%
13	11-Feb-02	F9	0.2399%	0.00%	0.2487%	0.965	-0.0088%	-3.53%
14	19-Feb-02	F5	0.2455%	0.00%	0.2488%	0.987	-0.0034%	-1.35%
15	26-Feb-02	F5	0.2372%	0.00%	0.2489%	0.953	-0.0118%	-4.74%
16	04-Mar-02	F6	0.2487%	0.00%	0.2490%	0.999	-0.0004%	-0.15%
17	04-Mar-02	F9	0.2459%	0.00%	0.2490%	0.987	-0.0032%	-1.27%
18	11-Mar-02	F5	0.2423%	0.00%	0.2491%	0.973	-0.0069%	-2.75%
19	18-Mar-02	F6	0.2431%	0.00%	0.2492%	0.975	-0.0061%	-2.47%
20	18-Mar-02	F9	0.2433%	0.00%	0.2492%	0.976	-0.0060%	-2.40%
21	25-Mar-02	F5	0.2461%	0.00%	0.2494%	0.987	-0.0033%	-1.32%
22	01-Apr-02	F6	0.2471%	0.00%	0.2495%	0.990	-0.0024%	-0.96%
23	01-Apr-02	F9	0.2437%	0.00%	0.2495%	0.977	-0.0058%	-2.31%
24	08-Apr-02	F6	0.2461%	0.00%	0.2496%	0.986	-0.0035%	-1.41%
25	08-Apr-02	F9	0.2421%	0.00%	0.2496%	0.970	-0.0074%	-2.98%
26	15-Apr-02	F5	0.2488%	0.00%	0.2497%	0.997	-0.0008%	-0.33%
27	22-Apr-02	F6	0.2424%	0.00%	0.2498%	0.971	-0.0074%	-2.95%
28	22-Apr-02	F9	0.2425%	0.00%	0.2498%	0.971	-0.0073%	-2.92%
29	29-Apr-02	F5	0.2429%	0.00%	0.2499%	0.972	-0.0070%	-2.82%
30	06-May-02	F6	0.2482%	0.00%	0.2500%	0.993	-0.0018%	-0.72%
31	06-May-02	F9	0.2471%	0.00%	0.2500%	0.988	-0.0029%	-1.18%
32	13-May-02	F5	0.2499%	0.00%	0.2501%	0.999	-0.0002%	-0.09%
33	20-May-02	F6	0.2453%	0.00%	0.2502%	0.981	-0.0049%	-1.95%
34	20-May-02	F9	0.2420%	0.00%	0.2502%	0.967	-0.0082%	-3.27%
35	28-May-02	F5	0.2467%	0.00%	0.2503%	0.985	-0.0037%	-1.46%
36	03-Jun-02	F6	0.2478%	0.00%	0.2504%	0.989	-0.0026%	-1.06%
37	03-Jun-02	F9	0.2403%	0.00%	0.2504%	0.960	-0.0101%	-4.05%
38	11-Jun-02	F5	0.2441%	0.00%	0.2505%	0.974	-0.0065%	-2.58%
39	17-Jun-02	F6	0.2490%	0.00%	0.2506%	0.993	-0.0017%	-0.66%
40	17-Jun-02	F9	0.2453%	0.00%	0.2506%	0.979	-0.0054%	-2.14%
41	24-Jun-02	F5	0.2464%	0.00%	0.2507%	0.983	-0.0043%	-1.72%
42	01-Jul-02	F6	0.2475%	0.00%	0.2508%	0.987	-0.0033%	-1.32%
43	01-Jul-02	F9	0.2483%	0.00%	0.2508%	0.990	-0.0026%	-1.02%
44	09-Jul-02	F5	0.2475%	0.00%	0.2510%	0.986	-0.0034%	-1.37%
45	15-Jul-02	F6	0.2420%	0.00%	0.2511%	0.964	-0.0090%	-3.60%
46	15-Jul-02	F9	0.2524%	0.00%	0.2511%	1.005	0.0014%	0.55%
47	22-Jul-02	F5	0.2406%	0.00%	0.2512%	0.958	-0.0105%	-4.19%
48	29-Jul-02	F6	0.2470%	0.00%	0.2513%	0.983	-0.0043%	-1.70%
49	29-Jul-02	F9	0.2574%	0.00%	0.2513%	1.024	0.0061%	2.44%
50	05-Aug-02	F5	0.2483%	0.00%	0.2514%	0.988	-0.0031%	-1.22%
51	12-Aug-02	F6	0.2473%	0.00%	0.2515%	0.983	-0.0042%	-1.67%

52	12-Aug-02	F9	0.2450%	0.00%	0.2515%	0.974	-0.0065%	-2.59%
53	19-Aug-02	F5	0.2478%	0.00%	0.2516%	0.985	-0.0038%	-1.52%
54	26-Aug-02	F5	0.2456%	0.00%	0.2517%	0.976	-0.0061%	-2.42%
55	03-Sep-02	F6	0.2467%	0.00%	0.2518%	0.980	-0.0051%	-2.02%
56	03-Sep-02	F9	0.2516%	0.00%	0.2518%	0.999	-0.0002%	-0.07%
57	09-Sep-02	F5	0.2490%	0.00%	0.2519%	0.989	-0.0029%	-1.14%
58	17-Sep-02	F6	0.2503%	0.00%	0.2520%	0.993	-0.0017%	-0.68%
59	17-Sep-02	F9	0.2470%	0.00%	0.2520%	0.980	-0.0050%	-1.98%
60	23-Sep-02	F5	0.2486%	0.00%	0.2521%	0.986	-0.0035%	-1.39%
61	30-Sep-02	F6	0.2488%	0.00%	0.2522%	0.987	-0.0034%	-1.34%
62	30-Sep-02	F9	0.2482%	0.00%	0.2522%	0.984	-0.0040%	-1.57%
63	07-Oct-02	F5	0.2504%	0.00%	0.2523%	0.993	-0.0019%	-0.74%
64	15-Oct-02	F6	0.2473%	0.00%	0.2524%	0.980	-0.0051%	-2.03%
65	15-Oct-02	F9	0.2466%	0.00%	0.2524%	0.977	-0.0058%	-2.30%
66	21-Oct-02	F5	0.2462%	0.00%	0.2525%	0.975	-0.0064%	-2.52%
67	28-Oct-02	F6	0.2460%	0.00%	0.2526%	0.974	-0.0066%	-2.61%
68	28-Oct-02	F9	0.2513%	0.00%	0.2526%	0.995	-0.0013%	-0.51%
69	04-Nov-02	F5	0.2455%	0.00%	0.2527%	0.971	-0.0073%	-2.88%
70	12-Nov-02	F6	0.2488%	0.00%	0.2529%	0.984	-0.0040%	-1.59%
71	12-Nov-02	F9	0.2490%	0.00%	0.2529%	0.985	-0.0039%	-1.53%
72	18-Nov-02	F5	0.2536%	0.00%	0.2529%	1.003	0.0007%	0.28%
73	25-Nov-02	F6	0.2515%	0.00%	0.2530%	0.994	-0.0016%	-0.61%
74	25-Nov-02	F9	0.2533%	0.00%	0.2530%	1.001	0.0002%	0.10%
75	02-Dec-02	F5	0.2470%	0.00%	0.2531%	0.976	-0.0061%	-2.42%
76	09-Dec-02	F5	0.2448%	0.00%	0.2533%	0.967	-0.0084%	-3.32%
77	09-Dec-02	F6	0.2473%	0.00%	0.2533%	0.976	-0.0060%	-2.35%
78	19-Dec-02	F9	0.2476%	0.00%	0.2534%	0.977	-0.0058%	-2.27%

ROCKY FLATS - AL

#	Date Measured	Instr. ID	241-Am	Uncert. 1 STD	Accepted Weight %	Ratio M/A	Weight % Error	Percent Error
1	03-Jan-02	GPC1	0.2435%	0.30%	0.2481%	0.981	-0.0046%	-1.85%
2	06-Jan-02	T5	0.2505%	0.23%	0.2482%	1.009	0.0024%	0.95%
3	06-Feb-02	GPC1	0.2429%	0.21%	0.2486%	0.977	-0.0057%	-2.31%
4	24-Feb-02	T5	0.2496%	0.25%	0.2489%	1.003	0.0007%	0.30%
5	11-Mar-02	T5	0.2476%	0.56%	0.2491%	0.994	-0.0015%	-0.62%
6	12-Mar-02	GPC1	0.2498%	0.33%	0.2492%	1.003	0.0007%	0.27%
7	08-Apr-02	GPC1	0.2542%	0.27%	0.2496%	1.018	0.0046%	1.84%
8	11-May-02	T5	0.2486%	0.25%	0.2501%	0.994	-0.0015%	-0.61%
9	22-May-02	GPC1	0.2513%	0.29%	0.2502%	1.004	0.0011%	0.44%
10	29-May-02	T5	0.2502%	0.23%	0.2503%	0.999	-0.0002%	-0.07%
11	16-Jun-02	T5	0.2478%	0.22%	0.2506%	0.989	-0.0028%	-1.11%
12	02-Jul-02	GPC1	0.2459%	0.23%	0.2509%	0.980	-0.0050%	-1.99%
13	15-Jul-02	T5	0.2470%	0.26%	0.2511%	0.984	-0.0040%	-1.60%
14	18-Jul-02	GPC1	0.2502%	0.27%	0.2511%	0.996	-0.0009%	-0.37%
15	18-Jul-02	GPC1	0.2472%	0.29%	0.2511%	0.985	-0.0039%	-1.54%
16	14-Aug-02	T5	0.2532%	0.23%	0.2515%	1.007	0.0017%	0.66%
17	14-Aug-02	GPC1	0.2457%	0.23%	0.2515%	0.977	-0.0059%	-2.33%
18	12-Sep-02	T4	0.2532%	0.22%	0.2519%	1.005	0.0013%	0.51%

19	12-Sep-02	T4	0.2573%	0.21%	0.2519%	1.021	0.0054%	2.13%
20	12-Sep-02	T4	0.2523%	0.21%	0.2519%	1.001	0.0004%	0.15%
21	12-Sep-02	T4	0.2489%	0.20%	0.2519%	0.988	-0.0031%	-1.21%
22	18-Sep-02	T4	0.2471%	0.21%	0.2520%	0.980	-0.0050%	-1.97%
23	15-Oct-02	T4	0.2553%	0.40%	0.2524%	1.012	0.0029%	1.15%
24	15-Oct-02	T4	0.2569%	0.28%	0.2524%	1.018	0.0044%	1.76%
25	15-Oct-02	T4	0.2486%	0.25%	0.2524%	0.985	-0.0039%	-1.53%
26	15-Oct-02	T4	0.2524%	0.28%	0.2524%	1.000	-0.0001%	-0.02%
27	15-Oct-02	T4	0.2557%	0.27%	0.2524%	1.013	0.0033%	1.30%
28	15-Oct-02	T4	0.2471%	0.29%	0.2524%	0.979	-0.0054%	-2.12%
29	19-Nov-02	GPC1	0.2543%	0.39%	0.2530%	1.006	0.0014%	0.55%
30	19-Nov-02	GPC1	0.2509%	0.39%	0.2530%	0.992	-0.0021%	-0.83%
31	19-Nov-02	GPC1	0.2481%	0.41%	0.2530%	0.981	-0.0048%	-1.91%
32	19-Nov-02	GPC1	0.2506%	0.43%	0.2530%	0.991	-0.0024%	-0.93%
33	19-Nov-02	GPC1	0.2555%	0.44%	0.2530%	1.010	0.0025%	1.00%
34	18-Dec-02	T4	0.2479%	0.28%	0.2534%	0.978	-0.0055%	-2.15%
35	18-Dec-02	T4	0.2494%	0.27%	0.2534%	0.984	-0.0040%	-1.56%
36	18-Dec-02	T4	0.2530%	0.28%	0.2534%	0.998	-0.0004%	-0.16%
37	20-Dec-02	T4	0.2515%	0.29%	0.2534%	0.992	-0.0020%	-0.77%
38	20-Dec-02	T4	0.2574%	0.27%	0.2534%	1.016	0.0040%	1.59%

SAVANNAH RIVER

#	Date Measured	Instr. ID	241-Am	Uncert. 1 STD	Accepted Weight %	Ratio M/A	Weight % Error	Percent Error
1	01-Jan-02	1	0.2390%	2.56%	0.2481%	0.963	-0.0091%	-3.66%
2	01-Jan-02	1	0.2333%	2.57%	0.2481%	0.941	-0.0147%	-5.94%
3	02-Jan-02	1	0.2364%	2.45%	0.2481%	0.953	-0.0117%	-4.70%
4	02-Jan-02	1	0.2339%	2.44%	0.2481%	0.943	-0.0142%	-5.72%
5	03-Jan-02	1	0.2448%	2.25%	0.2481%	0.987	-0.0033%	-1.32%
6	08-Jan-02	1	0.2446%	2.39%	0.2482%	0.985	-0.0036%	-1.46%
7	08-Jan-02	1	0.2528%	2.23%	0.2482%	1.018	0.0046%	1.85%
8	09-Jan-02	1	0.2432%	2.23%	0.2482%	0.980	-0.0050%	-2.02%
9	11-Jan-02	1	0.2334%	2.34%	0.2482%	0.940	-0.0148%	-5.97%
10	11-Jan-02	1	0.2366%	2.43%	0.2482%	0.953	-0.0116%	-4.67%
11	05-Mar-02	1	0.2536%	0.00%	0.2490%	1.018	0.0045%	1.81%
12	05-Mar-02	1	0.2506%	0.00%	0.2490%	1.006	0.0016%	0.64%
13	05-Mar-02	1	0.2490%	0.00%	0.2490%	1.000	-0.0001%	-0.03%
14	05-Mar-02	1	0.2506%	0.00%	0.2490%	1.006	0.0016%	0.63%
15	05-Mar-02	1	0.2488%	0.00%	0.2490%	0.999	-0.0003%	-0.11%
16	05-Mar-02	1	0.2499%	0.00%	0.2490%	1.003	0.0008%	0.33%
17	06-Mar-02	1	0.2482%	0.00%	0.2491%	0.997	-0.0008%	-0.34%
18	07-Mar-02	1	0.2533%	0.00%	0.2491%	1.017	0.0042%	1.69%
19	07-Mar-02	1	0.2544%	0.00%	0.2491%	1.021	0.0053%	2.13%
20	07-Mar-02	1	0.2508%	0.00%	0.2491%	1.007	0.0017%	0.69%
21	07-Mar-02	1	0.2517%	0.00%	0.2491%	1.011	0.0026%	1.06%
22	07-Mar-02	1	0.2511%	0.00%	0.2491%	1.008	0.0020%	0.82%
23	08-Mar-02	1	0.2494%	0.00%	0.2491%	1.001	0.0003%	0.10%
24	08-Mar-02	1	0.2471%	0.00%	0.2491%	0.992	-0.0020%	-0.82%

25	08-Mar-02	1	0.2538%	0.00%	0.2491%	1.019	0.0047%	1.89%
26	08-Mar-02	1	0.2522%	0.00%	0.2491%	1.013	0.0031%	1.26%
27	08-Mar-02	1	0.2522%	0.00%	0.2491%	1.012	0.0031%	1.25%
28	09-Mar-02	1	0.2504%	0.00%	0.2491%	1.005	0.0013%	0.50%
29	09-Mar-02	1	0.2479%	0.00%	0.2491%	0.995	-0.0012%	-0.50%
30	11-Mar-02	1	0.2492%	0.00%	0.2491%	1.000	0.0001%	0.02%
31	12-Mar-02	1	0.2504%	0.00%	0.2492%	1.005	0.0012%	0.49%
32	12-Mar-02	1	0.2498%	0.00%	0.2492%	1.003	0.0007%	0.26%
33	12-Mar-02	1	0.2498%	0.00%	0.2492%	1.003	0.0007%	0.27%
34	12-Mar-02	1	0.2506%	0.00%	0.2492%	1.006	0.0014%	0.58%
35	12-Mar-02	1	0.2504%	0.00%	0.2492%	1.005	0.0013%	0.51%
36	13-Mar-02	1	0.2506%	0.00%	0.2492%	1.006	0.0014%	0.57%
37	14-Mar-02	1	0.2479%	0.00%	0.2492%	0.995	-0.0013%	-0.53%
38	14-Mar-02	1	0.2492%	0.00%	0.2492%	1.000	0.0001%	0.02%
39	15-Mar-02	1	0.2503%	0.00%	0.2492%	1.004	0.0011%	0.44%
40	15-Mar-02	1	0.2479%	0.00%	0.2492%	0.995	-0.0013%	-0.51%
41	19-Mar-02	1	0.2507%	0.00%	0.2493%	1.006	0.0014%	0.56%
42	20-Mar-02	1	0.2493%	0.00%	0.2493%	1.000	0.0001%	0.02%
43	20-Mar-02	1	0.2506%	0.00%	0.2493%	1.005	0.0014%	0.55%
44	21-Mar-02	1	0.2528%	0.00%	0.2493%	1.014	0.0035%	1.42%
45	26-Mar-02	1	0.2505%	0.00%	0.2494%	1.005	0.0011%	0.45%
46	27-Mar-02	1	0.2519%	0.00%	0.2494%	1.010	0.0025%	1.01%
47	27-Mar-02	1	0.2488%	0.00%	0.2494%	0.997	-0.0006%	-0.25%
48	27-Mar-02	1	0.2513%	0.00%	0.2494%	1.008	0.0019%	0.76%
49	27-Mar-02	1	0.2488%	0.00%	0.2494%	0.998	-0.0006%	-0.24%
50	28-Mar-02	1	0.2521%	0.00%	0.2494%	1.011	0.0027%	1.09%
51	28-Mar-02	1	0.2504%	0.00%	0.2494%	1.004	0.0010%	0.41%
52	28-Mar-02	1	0.2488%	0.00%	0.2494%	0.998	-0.0006%	-0.23%
53	02-Apr-02	1	0.2503%	0.00%	0.2495%	1.003	0.0009%	0.35%
54	02-Apr-02	1	0.2532%	0.00%	0.2495%	1.015	0.0038%	1.51%
55	02-Apr-02	1	0.2494%	0.00%	0.2495%	1.000	-0.0001%	-0.02%
56	02-Apr-02	1	0.2507%	0.00%	0.2495%	1.005	0.0013%	0.50%
57	02-Apr-02	1	0.2517%	0.00%	0.2495%	1.009	0.0022%	0.89%
58	02-Apr-02	1	0.2526%	0.00%	0.2495%	1.012	0.0031%	1.24%
59	02-Apr-02	1	0.2543%	0.00%	0.2495%	1.019	0.0048%	1.94%
60	03-Apr-02	1	0.2581%	0.00%	0.2495%	1.034	0.0086%	3.44%
61	03-Apr-02	1	0.2535%	0.00%	0.2495%	1.016	0.0040%	1.61%
62	07-Apr-02	1	0.2547%	0.00%	0.2496%	1.021	0.0051%	2.06%
63	13-Apr-02	1	0.2528%	0.00%	0.2496%	1.013	0.0032%	1.27%
64	14-Apr-02	1	0.2514%	0.00%	0.2497%	1.007	0.0017%	0.70%
65	14-Apr-02	1	0.2521%	0.00%	0.2497%	1.010	0.0025%	0.98%
66	15-Apr-02	1	0.2561%	0.00%	0.2497%	1.026	0.0065%	2.58%
67	18-Apr-02	1	0.2578%	0.00%	0.2497%	1.032	0.0081%	3.24%
68	20-Apr-02	1	0.2574%	0.00%	0.2498%	1.031	0.0076%	3.06%
69	23-Apr-02	1	0.2573%	0.00%	0.2498%	1.030	0.0075%	2.99%
70	23-Apr-02	1	0.2497%	0.00%	0.2498%	1.000	-0.0001%	-0.04%
71	24-Apr-02	1	0.2495%	0.00%	0.2498%	0.999	-0.0003%	-0.11%
72	25-Apr-02	1	0.2482%	0.00%	0.2498%	0.993	-0.0016%	-0.66%
73	25-Apr-02	1	0.2543%	0.00%	0.2498%	1.018	0.0045%	1.81%
74	25-Apr-02	1	0.2501%	0.00%	0.2498%	1.001	0.0003%	0.10%

75	21-May-02	1	0.2531%	0.00%	0.2502%	1.011	0.0029%	1.15%
76	21-May-02	1	0.2552%	0.00%	0.2502%	1.020	0.0050%	2.00%
77	22-May-02	1	0.2451%	0.00%	0.2502%	0.979	-0.0052%	-2.06%
78	23-May-02	1	0.2469%	0.00%	0.2503%	0.987	-0.0034%	-1.35%
79	24-May-02	1	0.2440%	0.00%	0.2503%	0.975	-0.0063%	-2.53%
80	25-May-02	1	0.2490%	0.00%	0.2503%	0.995	-0.0013%	-0.51%
81	25-May-02	1	0.2481%	0.00%	0.2503%	0.991	-0.0022%	-0.87%
82	26-May-02	1	0.2488%	0.00%	0.2503%	0.994	-0.0015%	-0.59%
83	26-May-02	1	0.2494%	0.00%	0.2503%	0.997	-0.0009%	-0.34%
84	26-May-02	1	0.2463%	0.00%	0.2503%	0.984	-0.0040%	-1.61%
85	28-May-02	1	0.2515%	0.00%	0.2503%	1.005	0.0011%	0.45%
86	29-May-02	1	0.2494%	0.00%	0.2503%	0.996	-0.0010%	-0.39%
87	29-May-02	1	0.2424%	0.00%	0.2503%	0.968	-0.0079%	-3.17%
88	30-May-02	1	0.2501%	0.00%	0.2504%	0.999	-0.0003%	-0.10%
89	30-May-02	1	0.2476%	0.00%	0.2504%	0.989	-0.0028%	-1.11%
90	31-May-02	1	0.2512%	0.00%	0.2504%	1.003	0.0008%	0.32%
91	01-Jun-02	1	0.2590%	0.00%	0.2504%	1.034	0.0086%	3.44%
92	01-Jun-02	1	0.2584%	0.00%	0.2504%	1.032	0.0080%	3.21%
93	02-Jun-02	1	0.2582%	0.00%	0.2504%	1.031	0.0078%	3.10%
94	02-Jun-02	1	0.2561%	0.00%	0.2504%	1.023	0.0057%	2.27%
95	02-Jun-02	1	0.2550%	0.00%	0.2504%	1.018	0.0046%	1.83%
96	04-Jun-02	1	0.2490%	0.00%	0.2504%	0.994	-0.0015%	-0.59%
97	07-Jun-02	1	0.2443%	0.00%	0.2505%	0.975	-0.0062%	-2.49%
98	08-Jun-02	1	0.2485%	0.00%	0.2505%	0.992	-0.0020%	-0.80%
99	09-Jun-02	1	0.2491%	0.00%	0.2505%	0.994	-0.0014%	-0.57%
100	14-Jun-02	1	0.2538%	0.00%	0.2506%	1.013	0.0033%	1.30%
101	16-Jun-02	1	0.2500%	0.00%	0.2506%	0.998	-0.0006%	-0.23%
102	16-Jun-02	1	0.2466%	0.00%	0.2506%	0.984	-0.0040%	-1.59%
103	17-Jun-02	1	0.2503%	0.00%	0.2506%	0.999	-0.0004%	-0.15%
104	18-Jun-02	1	0.2464%	0.00%	0.2506%	0.983	-0.0043%	-1.71%
105	29-Jun-02	1	0.2536%	0.00%	0.2508%	1.011	0.0028%	1.11%
106	01-Jul-02	1	0.2515%	0.00%	0.2508%	1.002	0.0006%	0.24%
107	02-Jul-02	1	0.2502%	0.00%	0.2509%	0.997	-0.0007%	-0.28%
108	02-Jul-02	1	0.2534%	0.00%	0.2509%	1.010	0.0025%	1.00%
109	02-Jul-02	1	0.2531%	0.00%	0.2509%	1.009	0.0022%	0.89%
110	02-Jul-02	1	0.2452%	0.00%	0.2509%	0.977	-0.0057%	-2.26%
111	02-Jul-02	1	0.2523%	0.00%	0.2509%	1.006	0.0015%	0.58%
112	02-Jul-02	1	0.2488%	0.00%	0.2509%	0.992	-0.0021%	-0.82%
113	02-Jul-02	1	0.2523%	0.00%	0.2509%	1.006	0.0014%	0.56%
114	02-Jul-02	1	0.2510%	0.00%	0.2509%	1.000	0.0001%	0.04%
115	02-Jul-02	1	0.2505%	0.00%	0.2509%	0.998	-0.0004%	-0.16%
116	02-Jul-02	1	0.2524%	0.00%	0.2509%	1.006	0.0016%	0.63%
117	03-Jul-02	1	0.2570%	0.00%	0.2509%	1.024	0.0061%	2.42%
118	06-Jul-02	1	0.2525%	0.00%	0.2509%	1.006	0.0015%	0.61%
119	06-Jul-02	1	0.2841%	0.00%	0.2509%	1.132	0.0331%	13.21%
120	07-Jul-02	1	0.2820%	0.00%	0.2509%	1.124	0.0311%	12.40%
121	08-Jul-02	1	0.2692%	0.00%	0.2510%	1.073	0.0182%	7.27%
122	09-Jul-02	1	0.2686%	0.00%	0.2510%	1.070	0.0176%	7.01%
123	09-Jul-02	1	0.2611%	0.00%	0.2510%	1.040	0.0102%	4.05%
124	19-Jul-02	1	0.2483%	0.00%	0.2511%	0.989	-0.0028%	-1.11%

125	20-Jul-02	1	0.2486%	0.00%	0.2511%	0.990	-0.0025%	-1.00%
126	20-Jul-02	1	0.2554%	0.00%	0.2511%	1.017	0.0043%	1.70%
127	21-Jul-02	1	0.2490%	0.00%	0.2511%	0.992	-0.0021%	-0.85%
128	22-Jul-02	1	0.2491%	0.00%	0.2512%	0.992	-0.0020%	-0.81%
129	25-Jul-02	1	0.2507%	0.00%	0.2512%	0.998	-0.0005%	-0.20%
130	25-Jul-02	1	0.2516%	0.00%	0.2512%	1.001	0.0004%	0.14%
131	25-Jul-02	1	0.2524%	0.00%	0.2512%	1.005	0.0012%	0.48%
132	25-Jul-02	1	0.2511%	0.00%	0.2512%	0.999	-0.0001%	-0.05%
133	25-Jul-02	1	0.2517%	0.00%	0.2512%	1.002	0.0005%	0.20%
134	29-Jul-02	1	0.2496%	0.00%	0.2513%	0.993	-0.0017%	-0.67%
135	30-Jul-02	1	0.2504%	0.00%	0.2513%	0.996	-0.0009%	-0.37%
136	30-Jul-02	1	0.2522%	0.00%	0.2513%	1.004	0.0009%	0.38%
137	30-Jul-02	1	0.2695%	0.00%	0.2513%	1.072	0.0182%	7.24%
138	30-Jul-02	1	0.2484%	0.00%	0.2513%	0.989	-0.0029%	-1.14%
139	31-Jul-02	1	0.2506%	0.00%	0.2513%	0.997	-0.0007%	-0.26%
140	31-Jul-02	1	0.2481%	0.00%	0.2513%	0.987	-0.0032%	-1.28%
141	01-Aug-02	1	0.2550%	0.00%	0.2513%	1.015	0.0037%	1.48%
142	05-Aug-02	1	0.2562%	0.00%	0.2514%	1.019	0.0049%	1.94%
143	07-Aug-02	1	0.2549%	0.00%	0.2514%	1.014	0.0035%	1.39%
144	08-Aug-02	1	0.2515%	0.00%	0.2514%	1.000	0.0000%	0.01%
145	09-Aug-02	1	0.2517%	0.00%	0.2514%	1.001	0.0002%	0.09%
146	12-Aug-02	1	0.2670%	0.00%	0.2515%	1.062	0.0156%	6.19%
147	12-Aug-02	1	0.2520%	0.00%	0.2515%	1.002	0.0005%	0.20%
148	04-Sep-02	1	0.2599%	0.00%	0.2518%	1.032	0.0080%	3.19%
149	05-Sep-02	1	0.2568%	0.00%	0.2518%	1.020	0.0050%	1.97%
150	06-Sep-02	1	0.2518%	0.00%	0.2519%	1.000	-0.0001%	-0.04%
151	07-Sep-02	1	0.2496%	0.00%	0.2519%	0.991	-0.0022%	-0.89%
152	08-Sep-02	1	0.2499%	0.00%	0.2519%	0.992	-0.0019%	-0.77%
153	08-Sep-02	1	0.2532%	0.00%	0.2519%	1.005	0.0013%	0.53%
154	08-Sep-02	1	0.2556%	0.00%	0.2519%	1.015	0.0038%	1.49%
155	09-Sep-02	1	0.2525%	0.00%	0.2519%	1.002	0.0006%	0.24%
156	11-Sep-02	1	0.2768%	0.00%	0.2519%	1.099	0.0249%	9.86%
157	13-Sep-02	1	0.2563%	0.00%	0.2520%	1.017	0.0044%	1.74%
158	14-Sep-02	1	0.2549%	0.00%	0.2520%	1.012	0.0029%	1.15%
159	15-Sep-02	1	0.2531%	0.00%	0.2520%	1.004	0.0011%	0.45%
160	16-Sep-02	1	0.2534%	0.00%	0.2520%	1.006	0.0014%	0.57%
161	18-Sep-02	1	0.2551%	0.00%	0.2520%	1.012	0.0031%	1.23%
162	18-Sep-02	1	0.2503%	0.00%	0.2520%	0.993	-0.0017%	-0.69%
163	19-Sep-02	1	0.2532%	0.00%	0.2520%	1.004	0.0011%	0.44%
164	21-Sep-02	1	0.2453%	0.00%	0.2521%	0.973	-0.0068%	-2.69%
165	22-Sep-02	1	0.2533%	0.00%	0.2521%	1.005	0.0012%	0.47%
166	24-Sep-02	1	0.2569%	0.00%	0.2521%	1.019	0.0048%	1.90%
167	01-Oct-02	1	0.2451%	0.00%	0.2522%	0.972	-0.0071%	-2.83%
168	03-Oct-02	1	0.2523%	0.00%	0.2523%	1.000	0.0000%	0.00%
169	31-Oct-02	1	0.2349%	0.00%	0.2527%	0.930	-0.0178%	-7.03%
170	31-Oct-02	1	0.2291%	0.00%	0.2527%	0.907	-0.0235%	-9.32%
171	04-Nov-02	1	0.2518%	0.00%	0.2527%	0.996	-0.0009%	-0.35%
172	04-Nov-02	1	0.2284%	0.00%	0.2527%	0.904	-0.0243%	-9.63%
173	05-Nov-02	1	0.2556%	0.00%	0.2527%	1.011	0.0028%	1.12%
174	06-Nov-02	1	0.2306%	0.00%	0.2528%	0.912	-0.0221%	-8.76%

175	06-Nov-02	1	0.2284%	0.00%	0.2528%	0.904	-0.0243%	-9.63%
176	14-Nov-02	1	0.2453%	0.00%	0.2529%	0.970	-0.0076%	-3.01%
177	21-Nov-02	1	0.2459%	0.00%	0.2530%	0.972	-0.0071%	-2.79%
178	21-Nov-02	1	0.2466%	0.00%	0.2530%	0.975	-0.0064%	-2.53%
179	22-Nov-02	1	0.2453%	0.00%	0.2530%	0.970	-0.0077%	-3.04%
180	22-Nov-02	1	0.2465%	0.00%	0.2530%	0.974	-0.0065%	-2.58%
181	22-Nov-02	1	0.2443%	0.00%	0.2530%	0.966	-0.0087%	-3.44%
182	23-Nov-02	1	0.2469%	0.00%	0.2530%	0.976	-0.0061%	-2.41%
183	23-Nov-02	1	0.2478%	0.00%	0.2530%	0.979	-0.0052%	-2.07%
184	23-Nov-02	1	0.2460%	0.00%	0.2530%	0.972	-0.0070%	-2.76%
185	24-Nov-02	1	0.2460%	0.00%	0.2530%	0.972	-0.0071%	-2.79%
186	24-Nov-02	1	0.2479%	0.00%	0.2530%	0.980	-0.0051%	-2.03%
187	24-Nov-02	1	0.2467%	0.00%	0.2530%	0.975	-0.0063%	-2.50%
188	25-Nov-02	1	0.2468%	0.00%	0.2530%	0.975	-0.0063%	-2.49%
189	26-Nov-02	1	0.2456%	0.00%	0.2531%	0.971	-0.0074%	-2.94%
190	26-Nov-02	1	0.2460%	0.00%	0.2531%	0.972	-0.0070%	-2.79%
191	27-Nov-02	1	0.2443%	0.00%	0.2531%	0.965	-0.0088%	-3.47%
192	27-Nov-02	1	0.2457%	0.00%	0.2531%	0.971	-0.0074%	-2.91%
193	27-Nov-02	1	0.2458%	0.00%	0.2531%	0.971	-0.0072%	-2.86%
194	27-Nov-02	1	0.2450%	0.00%	0.2531%	0.968	-0.0081%	-3.19%
195	28-Nov-02	1	0.2462%	0.00%	0.2531%	0.973	-0.0069%	-2.71%
196	28-Nov-02	1	0.2459%	0.00%	0.2531%	0.972	-0.0072%	-2.83%
197	28-Nov-02	1	0.2446%	0.00%	0.2531%	0.967	-0.0084%	-3.34%
198	28-Nov-02	1	0.2460%	0.00%	0.2531%	0.972	-0.0071%	-2.82%
199	29-Nov-02	1	0.2471%	0.00%	0.2531%	0.976	-0.0060%	-2.36%
200	29-Nov-02	1	0.2450%	0.00%	0.2531%	0.968	-0.0081%	-3.19%
201	30-Nov-02	1	0.2483%	0.00%	0.2531%	0.981	-0.0049%	-1.92%
202	01-Dec-02	1	0.2474%	0.00%	0.2531%	0.977	-0.0058%	-2.27%
203	01-Dec-02	1	0.2471%	0.00%	0.2531%	0.976	-0.0061%	-2.39%
204	02-Dec-02	1	0.2459%	0.00%	0.2531%	0.971	-0.0073%	-2.88%
205	03-Dec-02	1	0.2472%	0.00%	0.2532%	0.977	-0.0059%	-2.35%
206	04-Dec-02	1	0.2462%	0.00%	0.2532%	0.973	-0.0070%	-2.75%
207	05-Dec-02	1	0.2466%	0.00%	0.2532%	0.974	-0.0066%	-2.59%
208	05-Dec-02	1	0.2473%	0.00%	0.2532%	0.977	-0.0059%	-2.31%
209	06-Dec-02	1	0.2471%	0.00%	0.2532%	0.976	-0.0061%	-2.40%
210	07-Dec-02	1	0.2459%	0.00%	0.2532%	0.971	-0.0073%	-2.88%
211	07-Dec-02	1	0.2472%	0.00%	0.2532%	0.976	-0.0060%	-2.36%
212	07-Dec-02	1	0.2479%	0.00%	0.2532%	0.979	-0.0054%	-2.12%
213	08-Dec-02	1	0.2472%	0.00%	0.2532%	0.976	-0.0060%	-2.38%
214	08-Dec-02	1	0.2466%	0.00%	0.2532%	0.974	-0.0067%	-2.63%
215	08-Dec-02	1	0.2476%	0.00%	0.2532%	0.978	-0.0056%	-2.21%
216	09-Dec-02	1	0.2477%	0.00%	0.2533%	0.978	-0.0055%	-2.18%
217	10-Dec-02	1	0.2452%	0.00%	0.2533%	0.968	-0.0080%	-3.17%
218	11-Dec-02	1	0.2454%	0.00%	0.2533%	0.969	-0.0079%	-3.13%
219	11-Dec-02	1	0.2451%	0.00%	0.2533%	0.968	-0.0082%	-3.25%
220	12-Dec-02	1	0.2420%	0.00%	0.2533%	0.955	-0.0113%	-4.45%
221	12-Dec-02	1	0.2443%	0.00%	0.2533%	0.964	-0.0090%	-3.56%
222	13-Dec-02	1	0.2470%	0.00%	0.2533%	0.975	-0.0063%	-2.49%
223	13-Dec-02	1	0.2445%	0.00%	0.2533%	0.965	-0.0088%	-3.49%
224	13-Dec-02	1	0.2436%	0.00%	0.2533%	0.962	-0.0097%	-3.82%

225	14-Dec-02	1	0.2436%	0.00%	0.2533%	0.962	-0.0097%	-3.83%
226	14-Dec-02	1	0.2475%	0.00%	0.2533%	0.977	-0.0059%	-2.31%
227	15-Dec-02	1	0.2446%	0.00%	0.2533%	0.966	-0.0087%	-3.43%
228	16-Dec-02	1	0.2456%	0.00%	0.2534%	0.969	-0.0077%	-3.05%
229	16-Dec-02	1	0.2450%	0.00%	0.2534%	0.967	-0.0083%	-3.29%
230	17-Dec-02	1	0.2459%	0.00%	0.2534%	0.970	-0.0075%	-2.96%
231	17-Dec-02	1	0.2456%	0.00%	0.2534%	0.969	-0.0078%	-3.08%
232	17-Dec-02	1	0.2461%	0.00%	0.2534%	0.971	-0.0073%	-2.88%
233	17-Dec-02	1	0.2443%	0.00%	0.2534%	0.964	-0.0091%	-3.59%
234	18-Dec-02	1	0.2455%	0.00%	0.2534%	0.969	-0.0079%	-3.12%
235	18-Dec-02	1	0.2432%	0.00%	0.2534%	0.960	-0.0102%	-4.03%
236	19-Dec-02	1	0.2469%	0.00%	0.2534%	0.974	-0.0065%	-2.57%
237	19-Dec-02	1	0.2538%	0.00%	0.2534%	1.002	0.0004%	0.17%
238	20-Dec-02	1	0.2449%	0.00%	0.2534%	0.967	-0.0085%	-3.35%
239	21-Dec-02	1	0.2470%	0.00%	0.2534%	0.975	-0.0064%	-2.53%
240	21-Dec-02	1	0.2464%	0.00%	0.2534%	0.972	-0.0070%	-2.77%
241	22-Dec-02	1	0.2462%	0.00%	0.2534%	0.972	-0.0072%	-2.84%
242	22-Dec-02	1	0.2458%	0.00%	0.2534%	0.970	-0.0076%	-3.02%
243	23-Dec-02	1	0.2456%	0.00%	0.2535%	0.969	-0.0078%	-3.10%
244	23-Dec-02	1	0.2462%	0.00%	0.2535%	0.971	-0.0073%	-2.86%
245	24-Dec-02	1	0.2470%	0.00%	0.2535%	0.974	-0.0065%	-2.57%
246	24-Dec-02	1	0.2458%	0.00%	0.2535%	0.970	-0.0077%	-3.04%
247	24-Dec-02	1	0.2464%	0.00%	0.2535%	0.972	-0.0071%	-2.81%
248	25-Dec-02	1	0.2470%	0.00%	0.2535%	0.974	-0.0065%	-2.57%
249	26-Dec-02	1	0.2461%	0.00%	0.2535%	0.971	-0.0074%	-2.92%
250	28-Dec-02	1	0.2461%	0.00%	0.2535%	0.971	-0.0075%	-2.94%
251	29-Dec-02	1	0.2455%	0.00%	0.2535%	0.968	-0.0080%	-3.16%
252	29-Dec-02	1	0.2454%	0.00%	0.2535%	0.968	-0.0081%	-3.20%
253	29-Dec-02	1	0.2449%	0.00%	0.2535%	0.966	-0.0086%	-3.40%
254	30-Dec-02	1	0.2471%	0.00%	0.2536%	0.975	-0.0065%	-2.55%
255	30-Dec-02	1	0.2458%	0.00%	0.2536%	0.969	-0.0078%	-3.07%
256	31-Dec-02	1	0.2464%	0.00%	0.2536%	0.972	-0.0072%	-2.84%
257	31-Dec-02	1	0.2475%	0.00%	0.2536%	0.976	-0.0061%	-2.39%

Statistical outliers are in **bold**,
and are not included in graphs
and tables.

CALORIMETRY EXCHANGE SAMPLE ON 01/01/02

Calex 1

Isotope	PPM Isotope /239-Pu	Wt% Isotope / Pu	% Uncertainty *
Pu-238	91	0.00856%	0.6
Pu-239	1,000,000	93.9765%	0.003
Pu-240	62,105	5.8609%	0.06
Pu-241	1,319	0.1250%	1.04
Pu-242	306	0.0291%	5.0
Am-241	2,618	0.2481%	0.4

Pu Mass** = 397.94 g ± 0.02%

Power*** = 1.0207 Watts ± 0.07%

P-effective = 2.5639 mW/g ± 0.05%

* Uncertainties shown for Pu isotopes are one standard deviation, as found using the data reported by four labs which made the reference measurements on the sample in 1980 -1982, subsequently decayed to 1/1/02.

** In the CY 1997 report, the Pu mass reference value and its uncertainty were calculated from the power and P-effective values. In this and all subsequent reports, Pu mass and its uncertainty are calculated from the PuO₂ mass and Pu assay of the sample.

***The 1979 value for the Pu mass previously used by Mound Applied Technologies to calculate the power reference value has been changed from 399 g Pu to 399.23 g Pu, thus slightly shifting the power reference value.

CONSTANTS****

Isotope	Half-Life (year)	Decay Constant (day)	Specific Power (W/g)
Pu-238	87.74	2.1630E-5	0.56757
Pu-239	24,119	7.8684E-8	1.9288E-3
Pu-240	6,564	2.8912E-7	7.0824E-3
Pu-241	14.348	1.3227E-4	3.4120E-3
Pu-242	376,300	5.0432E-9	1.1590E-4
Am-241	433.6	4.3768E-6	0.11420

**** Reference: ASTM C 1458 (Standard Test Method for Nondestructive Assay of Plutonium, Tritium and ²⁴¹Americium by Calorimetric Assay), Table X1.1.