

CHAPTER 4

LIFTING PERSONNEL

This chapter describes requirements for lifting personnel.

4.1	GENERAL	4-1
4.1.1	Personnel Lifting Evaluation	4-1
4.1.2	Designated Leader	4-1
4.1.3	Trial Lift.....	4-2
4.1.4	Lifting Operations.....	4-2
	4.1.4.1 Pre-Lift Meeting	4-2
	4.1.4.2 Pre-Lift Inspection.....	4-2
	4.1.4.3 Lifting Personnel	4-2
4.2	MOBILE CRANES	4-5
4.3	OVERHEAD CRANES	4-6
4.4	PERSONNEL LIFT PLATFORM	4-7
4.4.1	Platform Design and Construction.....	4-7
4.4.2	Platform Suspension System.....	4-7
4.5	INSPECTIONS	4-9
4.5.1	Frequent Inspection.....	4-9
	4.5.1.1 General	4-9
	4.5.1.2 Personnel Lift Platform	4-9
4.5.2	Periodic Inspection	4-9
	4.5.2.1 Personnel Lift Platform	4-9
	4.5.2.2 Hoisting Equipment.....	4-9
4.6	TESTING	4-10
4.6.1	Platform Manufacturer Test.....	4-10
4.6.2	Rated Load Test.....	4-10
4.6.3	Hoisting Equipment	4-10
4.7	LIFTING PERSONNEL NEAR ELECTRICAL POWER LINES	4-11
4.7.1	General.....	4-11
4.7.2	Condition A	4-11
4.7.3	Condition B.....	4-11
4.7.4	Condition C.....	4-12
Exhibit I	Personnel Lift Platform Pre-Lift Inspection.....	4-15
Exhibit II	Personnel Lifting Planning and Authorization Form.....	4-16

INTENTIONALLY BLANK

4.1 GENERAL

This chapter specifies the operation, design, testing, and inspection requirements for the use of personnel lift platforms or baskets suspended from mobile or overhead cranes. This chapter implements the requirements of 29 CFR 1926.550(g) “Cranes and Derricks” and ASME B30.23, “Personnel Lifting Systems.”

4.1.1 PERSONNEL LIFTING EVALUATION

- a. The use of a crane to hoist employees on a personnel lift platform is prohibited, except when the erection, use, and dismantling of conventional means of reaching the worksite, such as a personnel hoist, ladder, stairway, aerial lift, elevating work platform or scaffold, would be more hazardous or is not possible because of structural design or worksite conditions.
- b. The manager specifically responsible for the overall work function to be performed shall determine that the erection, use, and dismantling of conventional means of reaching the work site (i.e., scaffold, ladder, stairway, aerial lift, or elevating work platform) would be more hazardous or is not possible because of structural design or worksite conditions.
- c. For each personnel lifting procedure, the manager responsible for the task shall authorize the use of a crane-suspended work platform and attest to the need for the operation through a written justification attesting to that need. A statement describing the operation and its time frame shall be included. The statement, after being approved by the authorizer, shall be retained at the job site.
- d. The manager specifically responsible for the overall work function shall not allow or require any operator to lift personnel under the following circumstances:
 1. The operator does not feel physically or mentally fit to perform the operation.
 2. The operator has been working for more than 10 hours prior to the start of the lift or the lift will not be completed before

the operator has been working for 12 hours.

3. The operator did not have at least eight hours off, immediately prior to the work shift containing the person.

4.1.2 DESIGNATED LEADER

- a. The Authorizing Manager shall appoint a Designated Leader for the entire personnel lifting operation.
- b. The Designated Leader shall ensure that a pre-job plan is prepared that defines the operation. The Designated Leader shall ensure:
 1. At each new job site prior to hoisting personnel, the personnel lift platform, rigging, and hook block shall be proof-tested by a qualified inspector to 125 percent of the personnel platform’s rated capacity by holding it suspended for 5 minutes with the test load suitably distributed on the personnel platform.
 2. After proof-testing, any deficiencies revealed by inspection, or by the proof test, be corrected and another proof-test conducted.
 3. Any modification to the personnel lift platform or rigging requires retesting.
 4. Test reports be kept on file and be readily available to appointed personnel.
 5. A meeting, with the qualified operator, signaler, persons to be lifted, and the person responsible for overall worksite safety to plan is held prior to the trial lift to review the procedure.
 6. The procedures for entering and leaving the personnel platform and the points at which persons will enter and leave the device be reviewed. This meeting shall be held at each new work location, and shall be repeated for any employees newly assigned to the operation.

- c. The designated leader and the crane operator shall determine that:
 - 1. The crane is uniformly level within 1 percent of level grade and firm footing exist under both crawler tracks or under each outrigger float. Cribbing mats under tracks or blocks under outrigger floats are used as necessary to provide a firm and substantial footing.
 - 2. Cranes equipped with outriggers have outriggers extended in accordance with the manufacturer's instructions.
 - 3. Crane systems, controls, operator aids, and safety devices are activated and functioning properly.
 - 4. No interferences exist.
 - 5. The total weight of the loaded personnel lift platform (including personnel) and related rigging does not exceed 50 percent of the crane rating under the planned conditions of use.
 - 6. The personnel lift platform is not loaded in excess of its rated load capacity.
 - 7. The number of employees occupying the platform does not exceed the number required for the work being performed.

4.1.3 TRIAL LIFT

- a. Each shift, before personnel initially enter the personnel lift platform, the operator and signaler shall conduct a trial lift. The trial lift shall include:
 - 1. Loading the unoccupied personnel platform to at least the maximum anticipated load. Materials and tools to be used during the actual lift, if secured to prevent displacement, can be in the platform for the trial lift.
 - 2. Making the trial lift from the location where personnel will enter the platform to each location where the platform will be hoisted and positioned. It is acceptable to perform a single trial lift on each shift for all locations to be reached from a single setup position.

- b. The trial lift shall be repeated whenever:
 - 1. The crane (mobile) is moved and set up in a new location or returned to a previously used location.
 - 2. When the lift route is changed, unless the operator determines that the safety of the hoisted personnel is not affected.
 - 3. If a different crane operator is assigned.

4.1.4 LIFTING OPERATIONS

4.1.4.1 Pre-Lift Meeting

- a. A meeting attended by the operator, the ground crew, signaler(s), person(s) to be lifted, and the designated leader shall be held each shift to plan and review procedures to be followed, including:
 - 1. Points at which persons will enter and leave the platform.
 - 2. Procedures for entering and leaving the platform.
 - 3. Special precautions if personnel will perform work from the suspended platform.
- b. This meeting shall be held at each new work location, and shall be repeated for any employees newly assigned to the operation.

4.1.4.2 Pre-Lift Inspection

- a. After the trial lift, prior to lifting personnel:
 - 1. A visual inspection of the crane, rigging, and personnel lift platform shall be conducted by a qualified inspector. Any defects found that create a safety hazard shall be corrected prior to hoisting personnel.
 - 2. The platform shall be lifted a few inches and inspected to ensure that it is secure and properly balanced.

4.1.4.3 Lifting Personnel

- a. Prior to hoisting personnel in a personnel lift platform, ensure that:

1. No hazardous conditions exist with the platform and its associated rigging.
 2. The hoist line is not wrapped around any part of the platform.
 3. Hoist ropes are free of kinks.
 4. Multiple-part lines are not twisted around each other.
 5. The primary attachment is centered over the platform.
 6. Ropes are properly seated on drums and sheaves.
 7. The crane is within 1 percent of level.
 8. The crane has an anti two-block device installed and operational.
- b. Employees being hoisted or working in a personnel lift platform shall:
1. Remain in continuous sight of, and in direct communication with, the operator or signaler. In situations where direct visual contact with the operator is not possible, and the use of a signaler would create a hazard for that person, direct communication alone (such as a two-way radio) may be used.
 2. Keep all parts of their bodies inside the suspended personnel lift platform during raising, lowering, and positioning to avoid pinch points.
 3. Wear body harnesses with lanyards attached to the lower load block or overhaul ball, or to a structural member within the platform that is capable of supporting a fall impact.
 4. Not stand on or work from the tope rail, midrail, or toe board of the suspended personnel platform.
 5. When working above water, the requirements of 29 CFR 1926.106 (Occupational Safety and Health Regulations for Construction) shall also apply.
 6. When welding is being performed from the personnel lift platform, the electrode holders shall be protected from contact with metal components of the personnel platform.
- c. Operators of cranes hoisting personnel in a personnel lift platform shall:
1. Before commencing or continuing the lift, consult with the designated leader whenever there is any doubt as to the safety of the lift.
 2. Remain at the controls when the personnel lift platform is occupied.
 3. Operate the crane so that lowering will be power-controlled (no free-fall).
 4. Ensure movement of the personnel lift platform is performed in a slow, controlled, cautious manner with no sudden movements of the crane or the platform. The lifting or lowering speed shall not exceed 100 ft/min (30m/min).
 5. After the personnel lift platform is positioned, set all brakes and locks on the lift crane before personnel perform any work.
 6. If the personnel lift platform cannot be landed, ensure it is tied to the structure before personnel get off or on.
 7. Ensure that not lifts are made on another of the crane's load lines while personnel are suspended on the personnel lift platform.
- d. Suspended personnel lift platforms shall be used only for personnel, their tools, and sufficient materials to do their work. They shall not be used for transporting bulk materials.
- e. Personnel lift platforms should not be used in winds greater than 20mph (32.2 km/hr), electric storms, snow, ice, sleet, or other adverse weather conditions that could affect the safety of personnel.
- f. Use tag lines to control motion of occupied personnel lift platforms unless their use creates an unsafe condition.

- g. Cranes shall not travel while personnel are in the platform. Exceptions to this provision shall be approved by the manager specifically responsible for the

overall work function and precautions to be taken documented in the personnel lift plan.

4.2 MOBILE CRANES

Mobile cranes are designed and intended for handling materials, not personnel. In addition to the general requirements in Section 4.1, "General," the following requirements shall be met when lifting personnel with a mobile crane:

- a. Personnel are permitted to ride only in one of the following:
 1. A personnel lift platform that is supported from the crane's hook which meets the requirements of Section 4.4, "Personnel Platform."
 2. A personnel basket attached directly to the boom which is approved by the crane manufacturer.
- b. Cranes and derricks with variable-angle booms shall be equipped with a boom-angle indicator that is readily visible to the operator.
- c. Cranes with telescoping booms shall be equipped with a device to indicate clearly to the operator, at all times, the boom's extended length, or an accurate determination of the load radius to be used during the lift shall be made prior to hoisting personnel.
- d. A positive-acting device shall be used that prevents contact between the load block or overhaul ball and the boom tip (anti-two-blocking device), or a system shall be used that deactivates the hoisting action before damage occurs in the event of a two-blocking situation (two-block damage-prevention feature).
- e. Cranes having booms in which lowering is controlled by a brake without aid from other devices which slow the lowering speeds is prohibited.

- f. Crane load lines shall be capable of supporting, without failure, at least seven times the maximum intended load, except where rotation resistant rope is used, the lines shall be capable of supporting without failure, at least ten times the maximum intended load.
- g. Hydraulic cranes shall have check valves or other devices that will prevent uncontrolled movement in the event of system failure, engine failure, or hose rupture.
- h. Cranes shall have a means to prevent retraction of hydraulically or pneumatically activated outriggers or stabilizers in the event a hydraulic or pneumatic line fails.
- i. Pendant supported, jib type, boom extensions without positive stops are prohibited for personnel lifting.

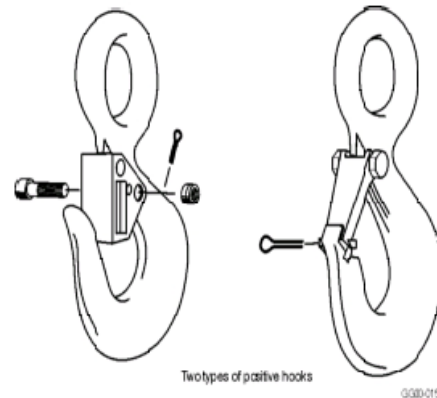


Figure 4-1. Positive Hooks

- j. Hooks on overhaul ball assemblies, lower load blocks, or other attachment assemblies shall be of the type that can be closed and locked, eliminating the hook throat opening. (See Figure 4-1). Alternatively, an alloy anchor type shackle with a bolt, nut and retaining pin may be used.

4.3 OVERHEAD CRANES

Overhead cranes are designed and intended for handling materials, not personnel. In addition to the general requirements in Section 4.1, “General,” the following requirements shall be met when lifting personnel with an overhead crane.

- a. Personnel are permitted to ride only in a personnel lift platform that is supported from the crane’s hook which meets the requirements of Section 4.4.
- b. A hoist-limit switch/device shall be provided in the hoisting direction to stop the hoisting motion to prevent two-blocking.

4.4 PERSONNEL LIFT PLATFORM

4.4.1 PLATFORM DESIGN AND CONSTRUCTION

There is no attempt to comprehensively address platform design and construction in this chapter. Nevertheless, because many platform design and construction features can be observed and should be known by the platform user (see Figure 4-2), the following key design and construction requirements are presented:

- a. The personnel lift platform and suspension system shall be designed by a qualified person competent in structural design and familiar with national consensus standards governing personnel platform design.

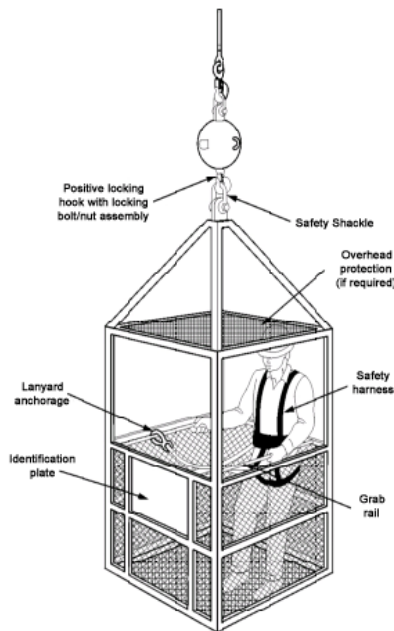


Figure 4-2. Personnel Lift Platform

- b. All welding of the platform shall be performed by a qualified welder in accordance with ANSI/AWS D1.1. Where special steels or other materials are used, the manufacturer shall provide welding procedures. Welds shall be inspected by a qualified inspector.
- c. The personnel lift platform shall have:
 1. A minimum design factor of five.

2. A plate specifying its empty weight and its rated load capacity or maximum intended load.
3. Perimeter protection consisting of a top rail approximately 45 in. (10 cm) high, and a midrail approximately halfway between the top rail and the toe board.
4. A grab rail inside the personnel lift platform to minimize hand exposure.
5. Anchorage points within the platform for attaching personnel fall protection lanyards.
6. The sides of the platform enclosed from the toe board to the midrail with solid construction or expanded metal having openings no greater than ½ in. (1.27 cm).
7. Platform access gates, including sliding or folding types, if installed, shall have a positive acting device to restrain the gate from accidental opening. Swinging type access gates shall open only to the interior of the personnel lift platform.
8. Rough edges exposed to contact by employees surfaced (ground smooth) to prevent injury.
9. High-visibility color or marking for easy identification.

- d. In addition to wearing hard hats, personnel shall be protected by overhead protection on the personnel lift platform when there is an overhead hazard. Sufficient headroom shall be provided to allow employees to stand upright in the platform.

4.4.2 Platform Suspension System

- a. Wire rope, shackles, rings master links, and other rigging hardware must be capable of supporting, without failure, at least five times the maximum intended load applied or transmitted to that component and guided by the following:

1. One-leg system – design factor of seven.
 2. Two- or three-leg system – design factor of five for each leg.
 3. Four-leg system – design factor of five with only three legs under stress.
 4. Where rotation resistant rope is used, the slings shall be capable of supporting without failure at least ten times the maximum intended load.
- b. Sling suspension systems shall utilize a master link or safety type shackle to connect the personnel lift platform to the load line to ensure that the load is evenly divided among the suspension system legs.
 - c. The suspension system shall be designed to minimize tipping of the platform due to movement of employees occupying the platform.
 - d. The sling suspension system attaching the personnel lift platform to the hoist line shall not be used for any other purpose when not hoisting personnel.
 - e. Shackles used in any part of the suspension system shall be a safety type (bolt-type shackle with nut and cotter pin).
 - f. All eyes in wire rope slings shall be fabricated with thimbles.
 - g. Wire rope clips, wedge sockets, or knots shall not be used in suspension system sling assemblies.
 - h. Synthetic webbing, natural or synthetic fiber rope shall not be used for the suspension systems.
 - i. Chain sling suspension systems shall use a minimum of grade 80 chain.

4.5 INSPECTIONS

All equipment used in the lifting of personnel shall be inspected, tested, and maintained to protect against failure during lifting operation.

4.5.1 FREQUENT INSPECTION

4.5.1.1 General

- a. The platform manufacturer shall furnish complete inspection criteria for the platform users. The criteria shall address all inspection frequency classifications and shall cover:
1. The platform
 2. Rigging components
 3. Fasteners
 4. All safety features and attachments.

4.5.1.2 Personnel Lift Platform

- a. Prior to initial use, and at each new job, the platform shall be inspected by a qualified inspector in accordance with the instructions provided by the manufacturer.
- b. The platform, suspension system, attachment points, and any motion controls shall be inspected at least each day, before use, by a designated person. The inspection is to identify conditions that have been specifically indicated by the platform manufacturer, or a qualified person, as potentially creating a hazardous operating condition. Visually inspect items such as the following:
1. Platform and suspension system markings to ensure all information is legible.
 2. Platform structure:
 - i. Load supporting members, welds and bolts.
 - ii. Perimeter protection; top rail, midrail, toe board, and barrier from toe board to midrail.

iii. Fall protection device anchorage points.

iv. Gate locking mechanisms.

v. Platform flooring.

vi. Suspension attachment points.

3. Attachment mechanisms.

i. Master links, shackles, slings, bolt-ups, etc.

4. Special purpose items:

i. Overhead protection.

ii. Platform controls

c. For frequent inspections, dated records for the hoisting equipment and personnel lift platform shall be made and kept by the platform user for the duration of the personnel lift operation.

4.5.2 PERIODIC INSPECTION

4.5.2.1 Personnel Lift Platform

- a. At least once every 12 months, or as required by the personnel lift platform manufacturer, a periodic inspection of the platform shall be performed by a qualified inspector in accordance with the instructions provided by the manufacturer.
- b. Platforms which have been out of service for 12 or more consecutive months shall receive a periodic inspection prior to use.
- c. Dated inspections records for the platform shall be made. The last periodic inspection records shall be kept with the platform and available for review.

4.5.2.2 Hoisting Equipment

- a. Hoisting equipment shall be inspected in accordance with requirements of Chapter 7, "Overhead & Gantry Cranes," or Chapter 9, "Mobile Cranes."

4.6 TESTING

4.6.1 PLATFORM MANUFACTURER TEST

- a. The platform manufacturer shall perform the following testing:
 1. Test the personnel lift platforms:
 - i. Suspension mechanisms or attachment components.
 - ii. Occupant safety features.
 - iii. Platform rating.
 - iv. When the complete production platform is not supplied by one manufacturer, the manufacturers platform test shall be conducted at final assembly by the platform assembler or a qualified inspector.
 2. Slings (wire rope or chain) shall receive an initial load test before installation by applying a test load to each individual leg equal to twice the rated load of the leg. If a master link or safety shackle is used in the suspension system, it shall be tested to at least the weight of the platform plus the platform rating.
 - i. All tested components shall be visually inspected after testing.
 - ii. Any components showing damage shall be replaced and the test procedure repeated.
 3. Non-destructive testing of the platform's suspension system attaching points.

4.6.2 RATED LOAD TEST

- a. At least annually and at each new job site, before personnel are hoisted, the personnel platform and suspension system shall be load-tested to 125 percent of the personnel platform's rated capacity.
- b. The platform shall be held in a suspended position for 5 minutes with the load suitably distributed.
- c. Load-testing may be done concurrently with the trial lift.
- d. After load-testing, any deficiencies revealed during the inspection shall be corrected and another load test shall be conducted.
- e. Structural repair or modification to the platform requires load-testing to 150 percent of the rated capacity.
- f. When feasible, the hoisting equipment to be used for lifting personnel should be the equipment used to perform the load-test at the job site.
- g. Dated test reports shall be kept on file and shall be readily available to appointed personnel.

4.6.3 HOISTING EQUIPMENT

- a. Hoisting equipment shall be tested in accordance with requirements of Chapter 7, "Overhead & Gantry Cranes," or Chapter 9, "Mobile Cranes."

4.7 LIFTING PERSONNEL NEAR ELECTRICAL POWER LINES

4.7.1 GENERAL

- a. When lifting personnel near electrical power lines, it is advisable to perform the lift so there is not possibility of the crane, load line, or personnel platform becoming a conductive path.
- b. Cranes shall not lift personnel under electrical power line if any combination of boom, personnel platform, load line, or machine components will enter the prohibited zone (See figure 4-3).
- c. Lifting personnel near electrical power lines is not allowed unless there is no less hazardous way to perform the job. The following conditions must be considered when lifting personnel near electrical power lines:

4.7.2 CONDITION A

- a. Power Lines are de-energized and grounded. (The safest and preferred condition). The following steps shall be taken when lifting personnel in Condition A:
 1. The electrical utility organization shall de-energize the power lines.
 2. As a minimum, the power lines shall be visible grounded to avoid the possibility of electrical feedback.
 3. Before lifting personnel, a qualified representative from the electrical utility organization shall be on site to verify that the power lines are de-energized and grounded.
 4. In addition to Electrical Hazard Warning Signs required on all mobile cranes, Electrical Hazard Warning Signs shall be posted inside the personnel lift platform.
 5. Proximity warning devices, insulated links or boom cages, if used, shall not be a substitute for any requirements of this section.

4.7.3 CONDITION B

- a. Power lines are energized with the equipment outside the prohibited zone, but working within a fully extended boom length of the prohibited zone. Regardless of whether the crane boom will be fully extended, the fully extended boom length shall be considered (see figure 4-4). The following steps shall be taken when lifting personnel in Condition B:
 1. A meeting, on the job site, between the Personnel Lift Authorizing Manager, the Designated Leader, and a qualified representative of the electrical utility organization shall take place. Procedures to safely complete the lift shall be established.
 2. The clearance specified in Table 4-1 shall be considered.
 3. Power line movements, horizontal and vertical, caused by wind shall be considered.
 4. The required clearances to the power lines shall be continuously monitored by a signal person, also called a "wire watcher," whose sole responsibility is to maintain proper clearance. The "wire watcher" shall be in constant communication with the crane operator.
 5. Tag lines to the personnel platform, when used, shall be of a nonconductive type, such as dry rope made of polypropylene or polyethylene fiber.
 6. No person outside the platform or crane cab shall be permitted to touch the crane, load line or platform unless the "wire watcher" indicates it is safe.
 7. Operation of the boom or the platform over power lines should be avoided. Poor perception of distance and multiple potential contact points make this very hazardous.

- 8. Consider attaching ribbons, balls, or other visibility enhancing devices, to the power line to aid in visually locating the prohibited zone.
 - 9. In addition to Electrical Hazard Warning Signs required on all mobile cranes, Electrical Hazard Warning Signs shall be posted inside the personnel lift platform.
 - 10. Proximity warning devices, insulated links or boom cages, if used, shall not be a substitute for any requirements of this section.
- 4.7.4 CONDITION C**
- a. Power lines are energized with the equipment inside the prohibited zone (See Table 4-1). **Lifting personnel in the condition is strictly prohibited.**

Table 4-1. Safe working distance from power lines

a. When operating near high-voltage power lines:				
Normal voltage (phase to phase)				Minimum required clearance
		to	50 kV	10 ft (3.1 m)
Over	50	to	200 kV	15 ft (4.6 m)
Over	200	to	350 kV	20 ft (6.1 m)
Over	350	to	500 kV	25 ft (7.6 m)
Over	500	to	750 kV	35 ft (10.7 m)
Over	750	to	1000 kV	45 ft (13.7 m)

a. While in transit with no load and boom or mast lowered:				
Normal voltage (phase to phase)				Minimum required clearance
		to	0.75 kV	4 ft (1.2 m)
Over	0.75	to	50 kV	6 ft (1.3 m)
Over	50	to	345 kV	10 ft (3.5 m)
Over	345	to	700 kV	16 ft (4.9 m)
Over	750	to	1000 kV	20 ft (6.1 m)

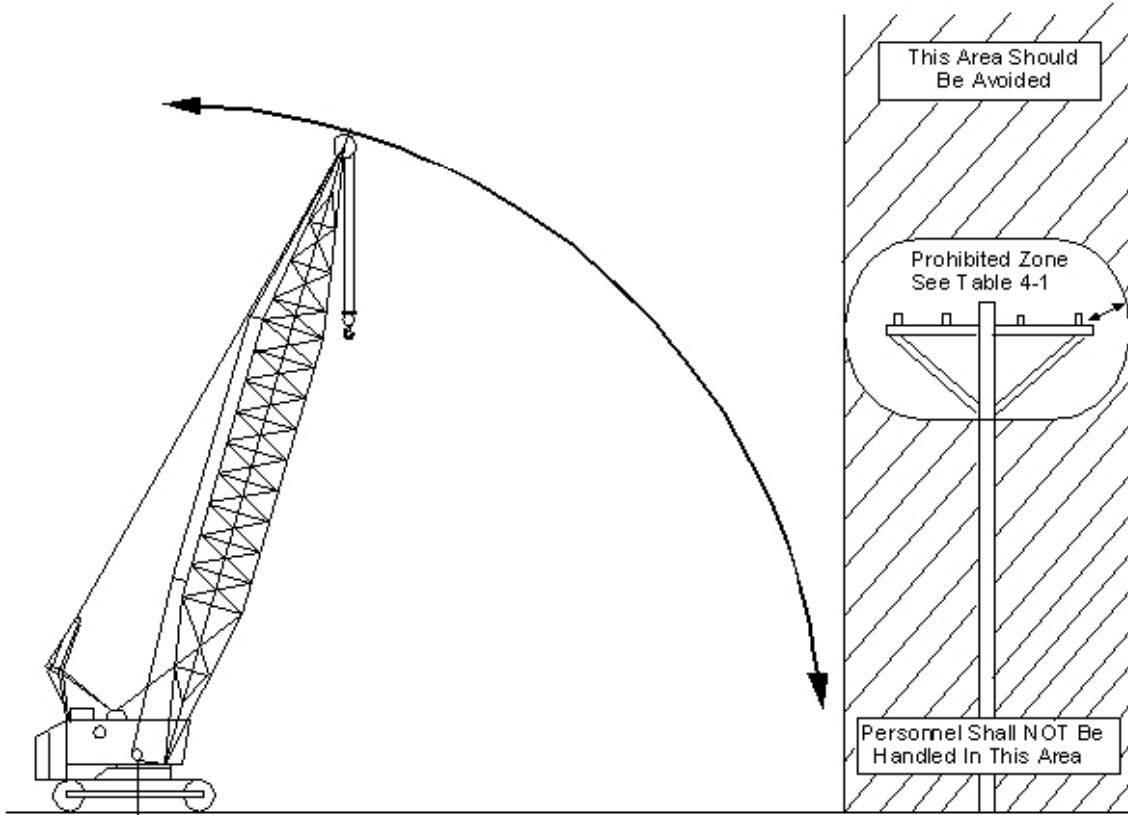


Figure 4-3. Danger Zone for Cranes and Lifting Personnel Near Electrical Transmission Line

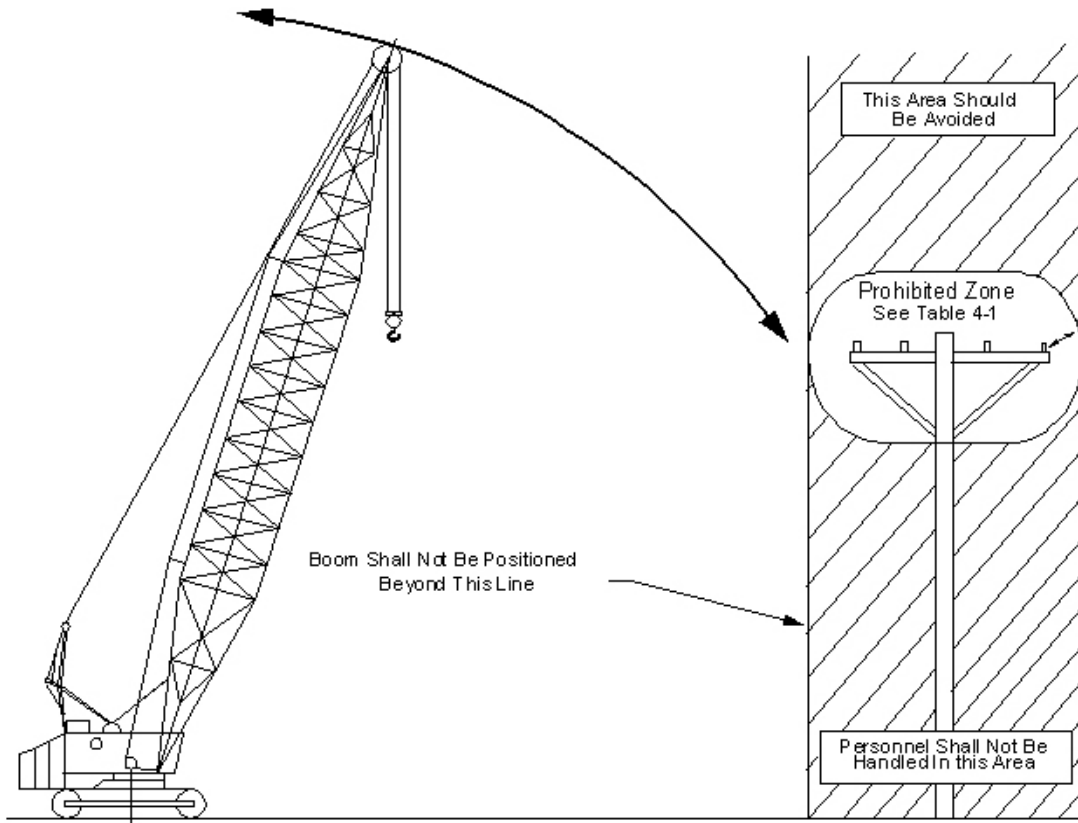


Figure 4-4. Danger Zone for Cranes Lifting Personnel Near Electrical Transmission Lines

**EXHIBIT I
(SAMPLE FORM ONLY)**

PERSONNEL LIFT PLATFORM PRE-LIFT INSPECTION

Inspector: _____ Date: _____

Platform Identification Number: _____

1. Trial Lift Completed with anticipated lift weight: _____ (lbs. or kg)

2. Markings	<u>Satisfactory</u>	<u>Unsatisfactory</u>
Platform (All Information Legible)	()	()
Suspension System	()	()

3. Structure		
Load Supporting Welds/Bolts	()	()
Load Supporting Members	()	()
Barrier From Toe Board to Intermediate Rail	()	()
Hand Rail	()	()
Fall Protection Device Anchorage Points	()	()
Gate Locking Mechanisms	()	()
Platform Flooring	()	()
Suspension Attachment Points	()	()

4. Attachment Mechanisms		
Pins/Ears/Bolt-Up's/eyes (circle)	()	()
Wire Rope/Chains/Rigid Leg (circle)	()	()
Master Links	()	()

5. Special Purpose Items		
(i.e., Overhead Protection, Floatation, Platform Controls)		
List: 1) _____	()	()
2) _____	()	()
3) _____	()	()

6. General Comments: _____

Designated Leader Signature: _____ Date: _____

EXHIBIT II
(SAMPLE FORM ONLY)

PERSONNEL LIFTING PLANNING AND AUTHORIZATION

1. Location: _____ Date: _____
2. Purpose of Lift: _____
3. Hoisting Equipment Manufacturer: _____
 Model Number: _____
 Serial Number: _____
4. Expected Radius: _____ (Maximum)
 _____ (At Work Location)
5. (A) Rated Load at Radius: _____
 (B) Maximum Lifted Load (50% of 5A) _____
6. (A) Platform Identification: _____
 (B) Platform Rating: _____
7. Platform Weight: _____
8. (A) Number of Platform Occupants: _____
 (B) Approximate Weight (with equipment): _____
9. Total Lift Weight: _____ [(7 + 8B)(No more than 5B above)]
10. Personnel Lift Supervisor: _____
11. What are the alternatives to this personnel lift? _____

12. Why are they not being used? _____

13. Pre-Lift Briefing Held: _____ / _____ / _____ Time: _____ AM/PM
 Attendees: _____

14. Anticipated Hazards (wind, weather, visibility, power lines): _____

15. Lift Accomplished Date: : _____ / _____ / _____ Time: _____ AM/PM
16. Remarks: _____

Designated Leader Signature: _____ Date: _____