

Loads

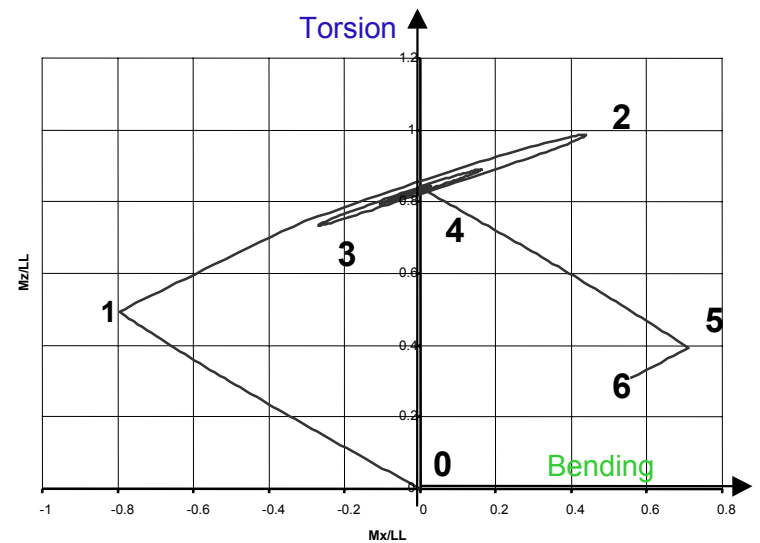
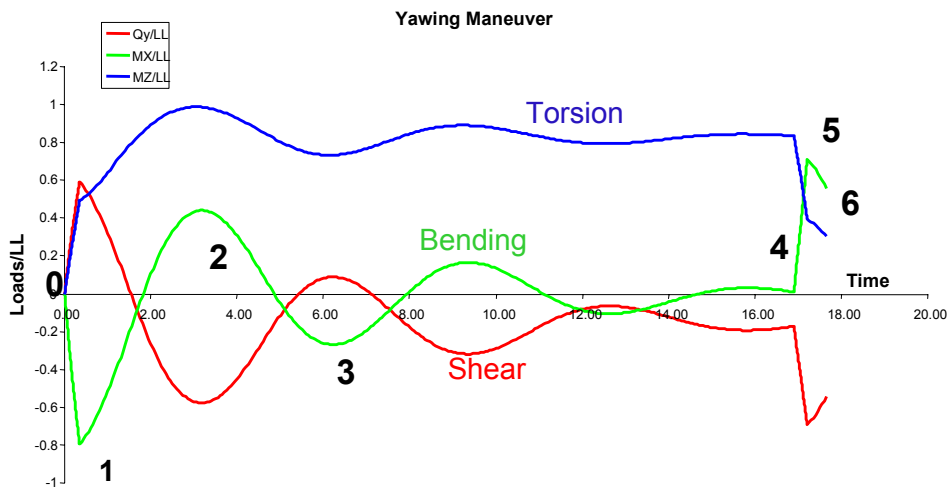
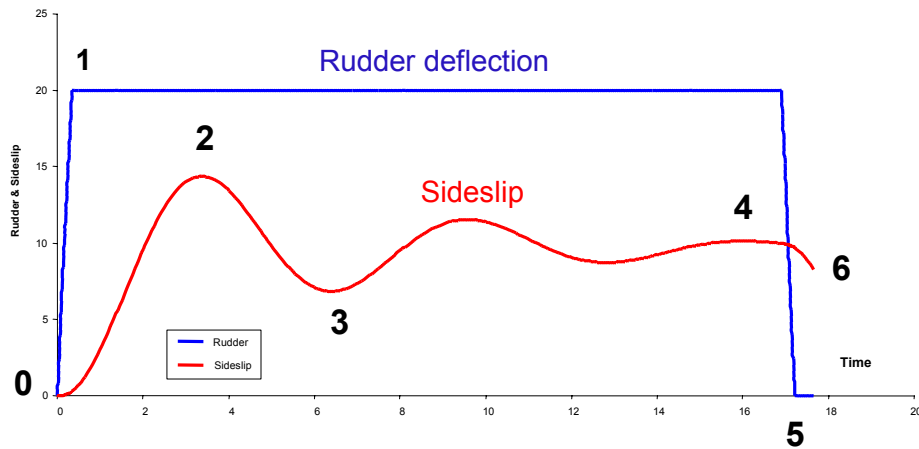
- **LE7 - A300-600R Vertical tail loads (Correlated loads)**

Loads

- **LE7 - A300-600R Vertical tail loads (Correlated loads)**
 - Vertical tail loads are the results of “Dynamic” analysis performed in the time domain.
 - As a results Shear, Bending and Torsion loads developments are time dependent and at a given time of the calculation a set of loads is available: they are called Correlated Loads.
 - Shear, bending and torsion could be visualized as:
 - function of the time
 - directly as correlated diagrams showing simultaneously shear-torsion or bending-torsion
 - (note: shear and bending are well time correlated and therefore the diagram shear-bending is of less interest)

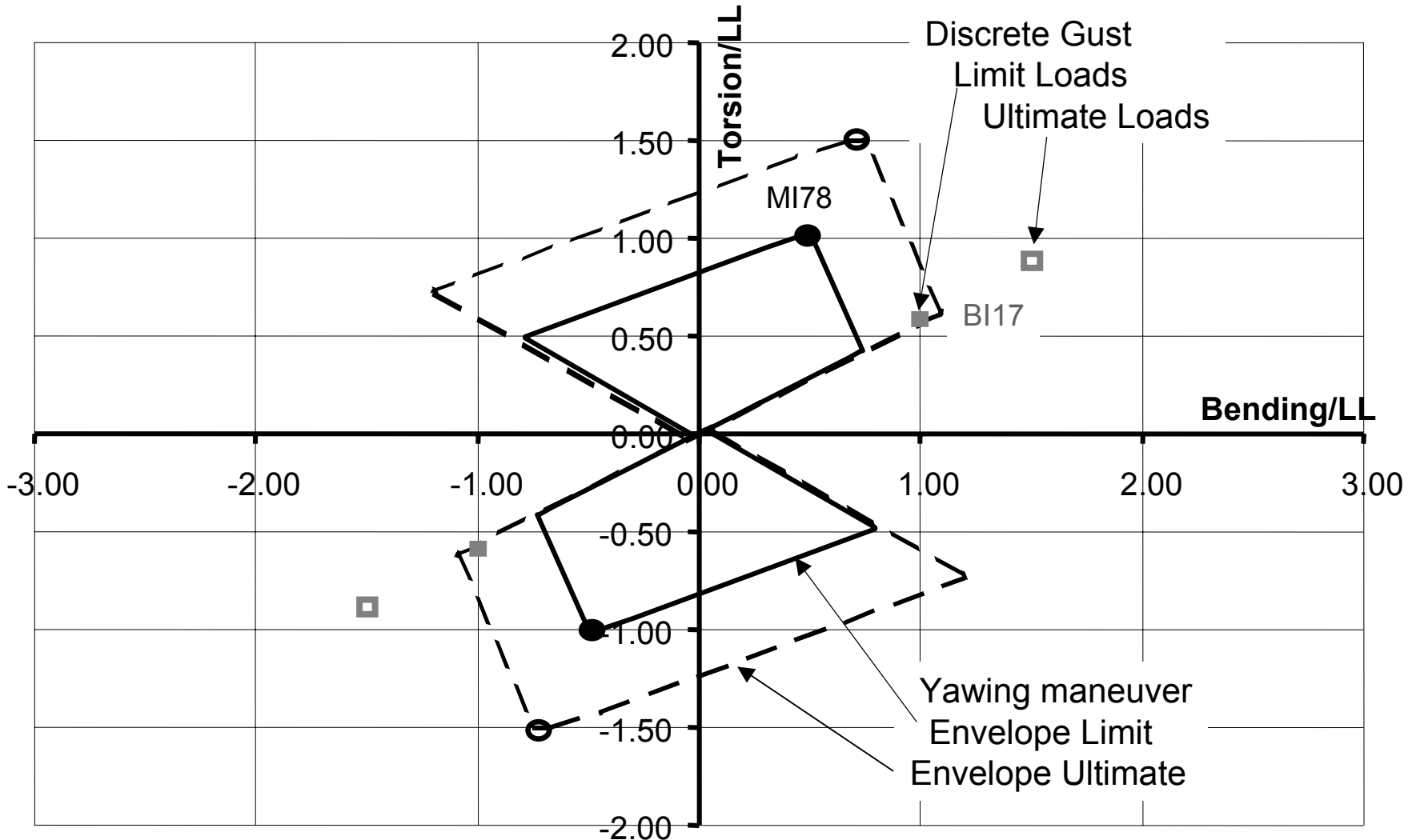
Loads

- A300-600R Vertical Tail Loads (correlated loads)
 - Yawing maneuver - Time history



Loads

- A300-600R Vertical Tail Loads (correlated loads) - Envelopes



— Loads

- **1 - Certification basis - A300-600** (Cont'd)
 - The application of the different conditions requested for the calculation of the A300-600 lateral loads leads to the following ranking of the associated fin loads:

	Fin Root		
	Shear (daN)	Bending (m*daN)	Torsion (m*daN)
Maneuvers (Yawing maneuver)	15 768	68 759	<u>25 517</u>
Discrete Gust (DTG 18c)	<u>21 580</u>	<u>86 165</u>	15 268
Continuous Turbulence (Appendix G)	19 569	79 292	13 446

Loads

- Reference axis

