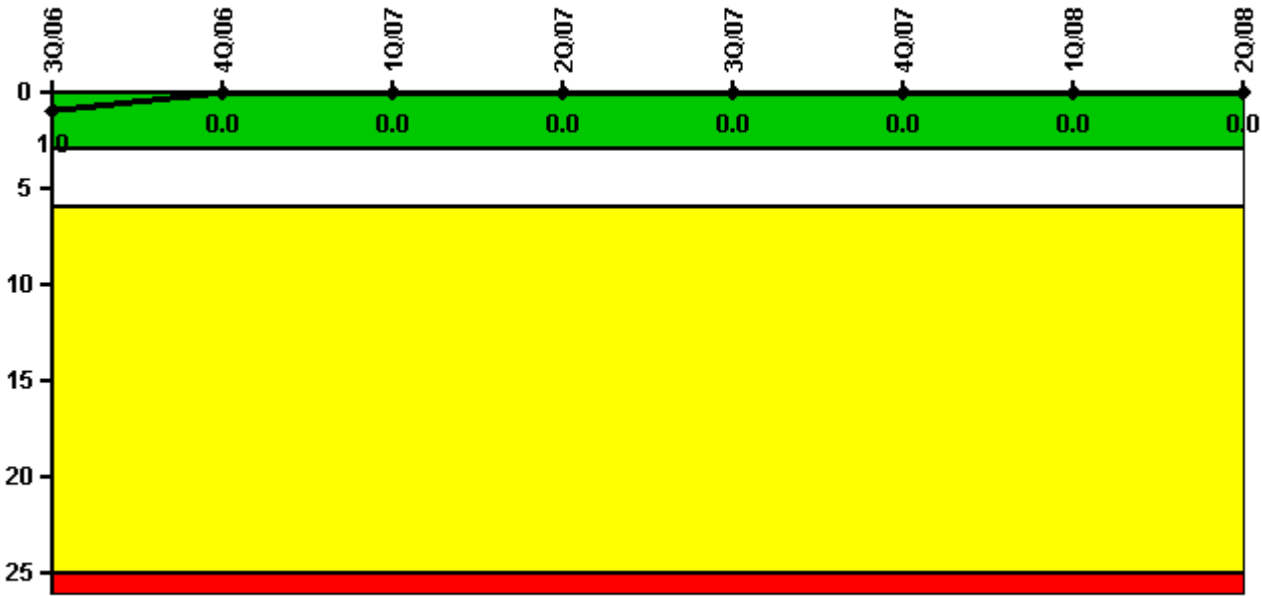


# Hatch 1

## 2Q/2008 Performance Indicators

Licensee's General Comments: none

### Unplanned Scrams per 7000 Critical Hrs



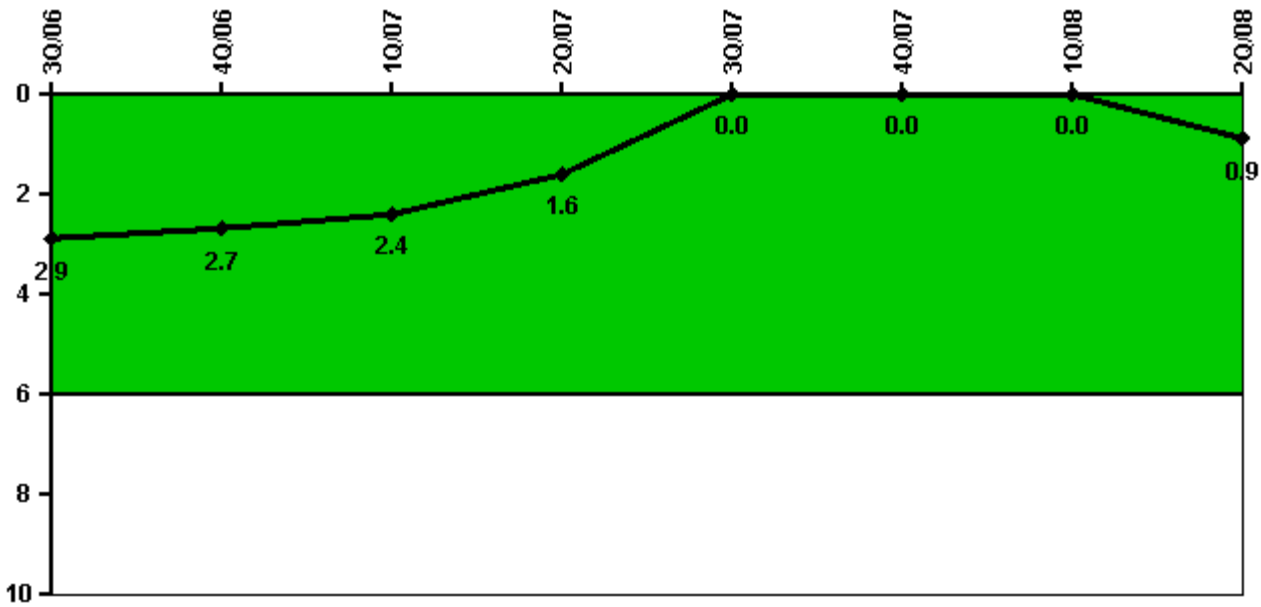
Thresholds: White > 3.0 Yellow > 6.0 Red > 25.0

### Notes

Unplanned Scrams per 7000 Critical Hrs	3Q/06	4Q/06	1Q/07	2Q/07	3Q/07	4Q/07	1Q/08	2Q/08
Unplanned scrams	0	0	0	0	0	0	0	0
Critical hours	2208.0	2209.0	2045.1	2184.0	2208.0	2209.0	1178.6	2184.0
Indicator value	1.0	0	0	0	0	0	0	0

Licensee Comments: none

# Unplanned Power Changes per 7000 Critical Hrs



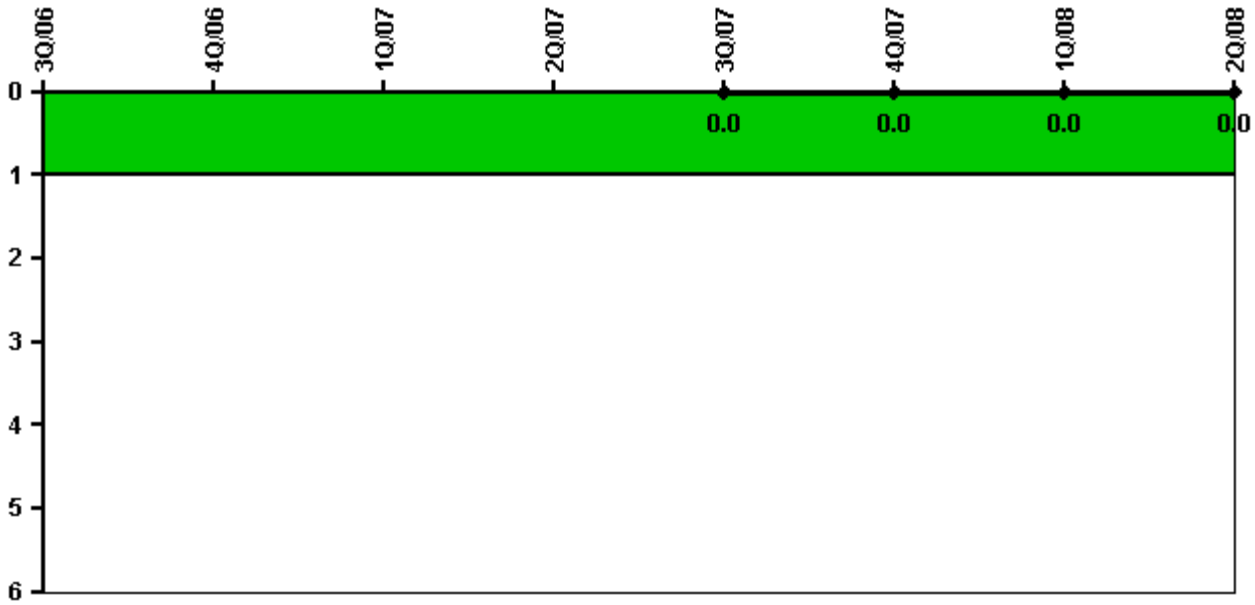
Thresholds: White > 6.0

## Notes

Unplanned Power Changes per 7000 Critical Hrs	3Q/06	4Q/06	1Q/07	2Q/07	3Q/07	4Q/07	1Q/08	2Q/08
Unplanned power changes	2.0	0	0	0	0	0	0	1.0
Critical hours	2208.0	2209.0	2045.1	2184.0	2208.0	2209.0	1178.6	2184.0
Indicator value	2.9	2.7	2.4	1.6	0	0	0	0.9

Licensee Comments: none

# Unplanned Scrams with Complications



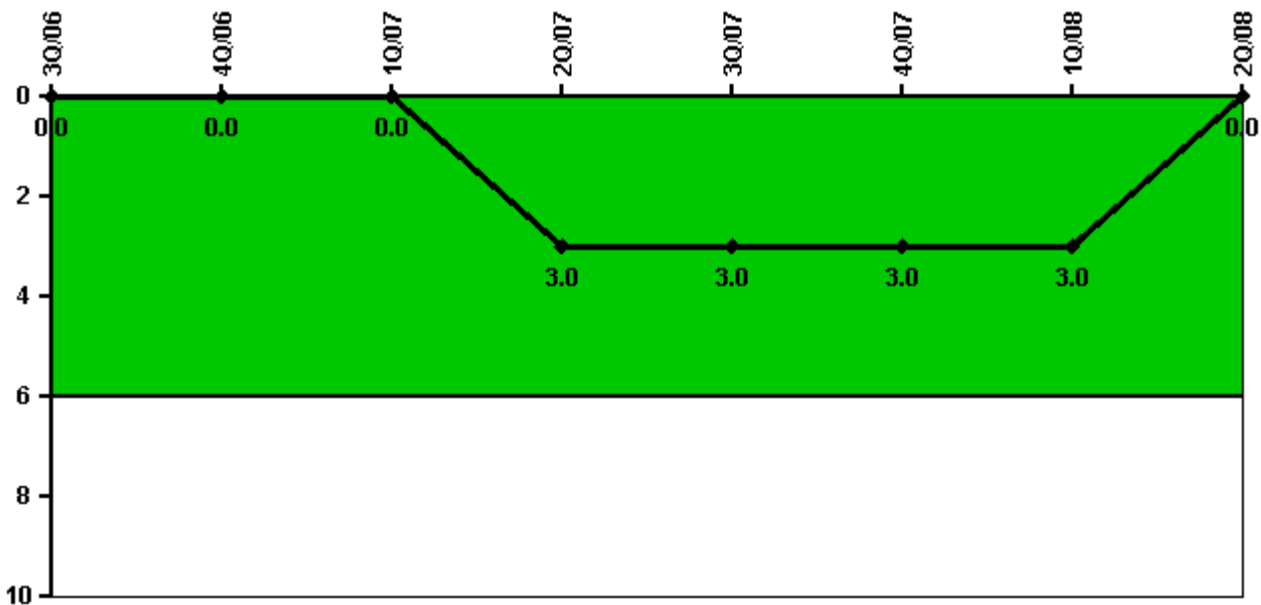
Thresholds: White > 1.0

## Notes

Unplanned Scrams with Complications	3Q/06	4Q/06	1Q/07	2Q/07	3Q/07	4Q/07	1Q/08	2Q/08
Scrams with complications		0	0	0	0	0	0	0
Indicator value					0.0	0.0	0.0	0.0

Licensee Comments: none

# Safety System Functional Failures (BWR)



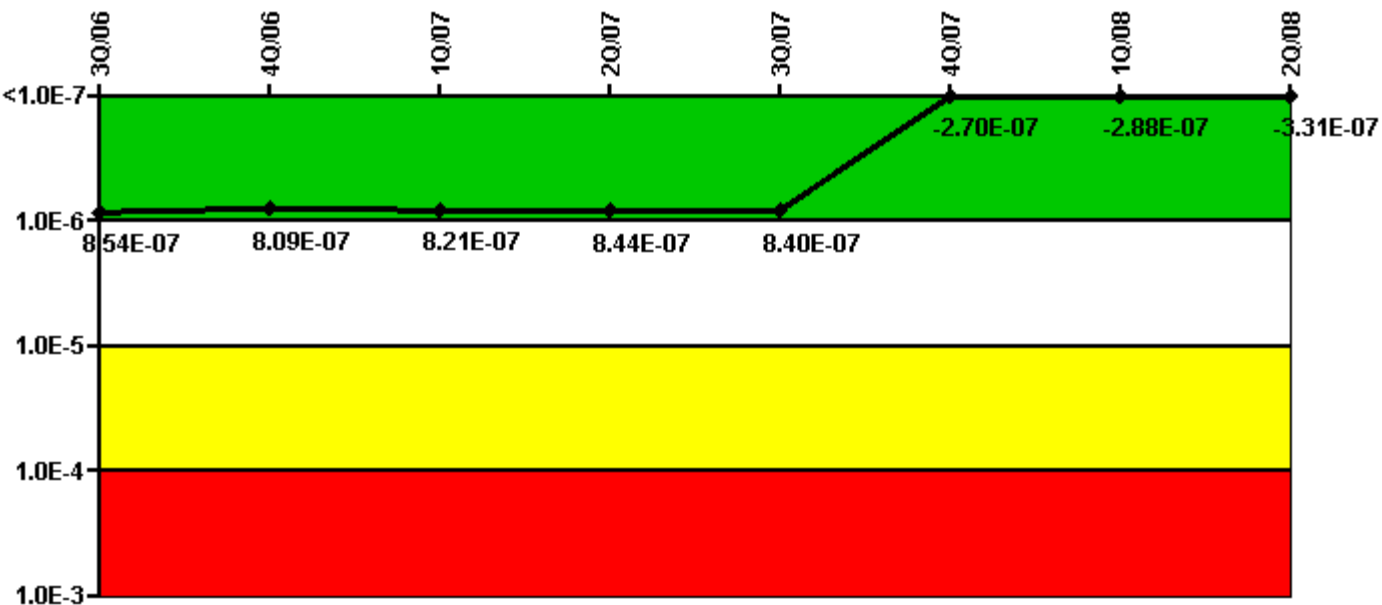
Thresholds: White > 6.0

## Notes

Safety System Functional Failures (BWR)	3Q/06	4Q/06	1Q/07	2Q/07	3Q/07	4Q/07	1Q/08	2Q/08
Safety System Functional Failures	0	0	0	3	0	0	0	0
Indicator value	0	0	0	3	3	3	3	0

Licensee Comments: none

# Mitigating Systems Performance Index, Emergency AC Power System



Thresholds: White > 1.00E-6 Yellow > 1.00E-5 Red > 1.00E-4

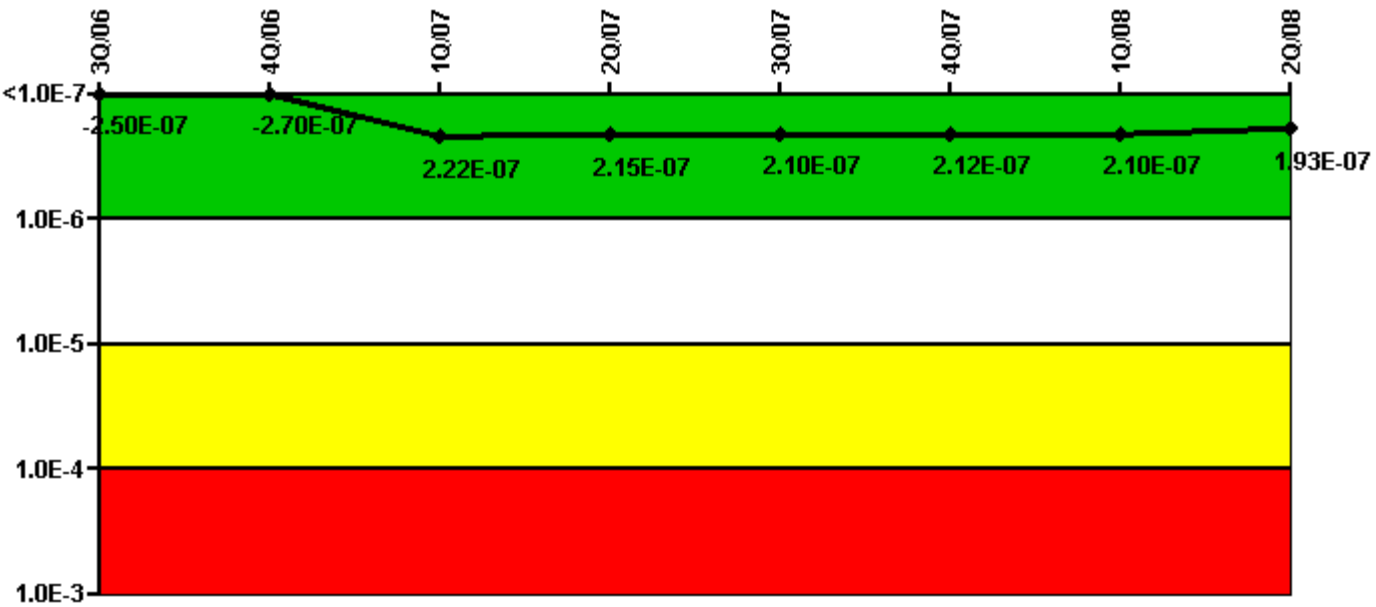
## Notes

Mitigating Systems Performance Index, Emergency AC Power System	3Q/06	4Q/06	1Q/07	2Q/07	3Q/07	4Q/07	1Q/08	2Q/08
UAI ( $\Delta$ CDF)	5.40E-08	1.90E-08	1.10E-08	1.40E-08	9.70E-09	-2.00E-08	-1.80E-08	8.80E-09
URI ( $\Delta$ CDF)	8.00E-07	7.90E-07	8.10E-07	8.30E-07	8.30E-07	-2.50E-07	-2.70E-07	-3.40E-07
PLE	NO	NO	NO	NO	NO	NO	NO	NO
Indicator value	8.54E-07	8.09E-07	8.21E-07	8.44E-07	8.40E-07	-2.70E-07	-2.88E-07	-3.31E-07

Licensee Comments:

2Q/08: Changed PRA Parameter(s). UABLP values updated based on MSPI Basis Document revision approved 03/31/08.

# Mitigating Systems Performance Index, High Pressure Injection System



Thresholds: White > 1.00E-6 Yellow > 1.00E-5 Red > 1.00E-4


## Notes

Mitigating Systems Performance Index, High Pressure Injection System	3Q/06	4Q/06	1Q/07	2Q/07	3Q/07	4Q/07	1Q/08	2Q/08
UAI ( $\Delta$ CDF)	-1.10E-07	-1.10E-07	6.20E-08	6.50E-08	7.00E-08	7.20E-08	9.00E-08	7.30E-08
URI ( $\Delta$ CDF)	-1.40E-07	-1.60E-07	1.60E-07	1.50E-07	1.40E-07	1.40E-07	1.20E-07	1.20E-07
PLE	NO	NO	NO	NO	NO	NO	NO	NO
Indicator value	-2.50E-07	-2.70E-07	2.22E-07	2.15E-07	2.10E-07	2.12E-07	2.10E-07	1.93E-07

Licensee Comments:

2Q/08: Changed PRA Parameter(s). UABLP values updated based on MSPI Basis Document revision approved 03/31/08.

# Mitigating Systems Performance Index, Heat Removal System



Thresholds: White > 1.00E-6 Yellow > 1.00E-5 Red > 1.00E-4


## Notes

Mitigating Systems Performance Index, Heat Removal System	3Q/06	4Q/06	1Q/07	2Q/07	3Q/07	4Q/07	1Q/08	2Q/08
UAI ( $\Delta$ CDF)	7.60E-08	-5.30E-08	-5.70E-08	-5.70E-08	-5.70E-08	-5.70E-08	-5.60E-08	-5.60E-08
URI ( $\Delta$ CDF)	4.00E-07	4.00E-07	-1.30E-07	-1.30E-07	-1.30E-07	-1.30E-07	-1.30E-07	-1.40E-07
PLE	NO	NO	NO	NO	NO	NO	NO	NO
Indicator value	4.76E-07	3.47E-07	-1.87E-07	-1.87E-07	-1.87E-07	-1.87E-07	-1.86E-07	-1.96E-07

Licensee Comments:

2Q/08: Changed PRA Parameter(s). UABLP values updated based on MSPI Basis Document revision approved 03/31/08.

# Mitigating Systems Performance Index, Residual Heat Removal System



Thresholds: White > 1.00E-6 Yellow > 1.00E-5 Red > 1.00E-4

## Notes

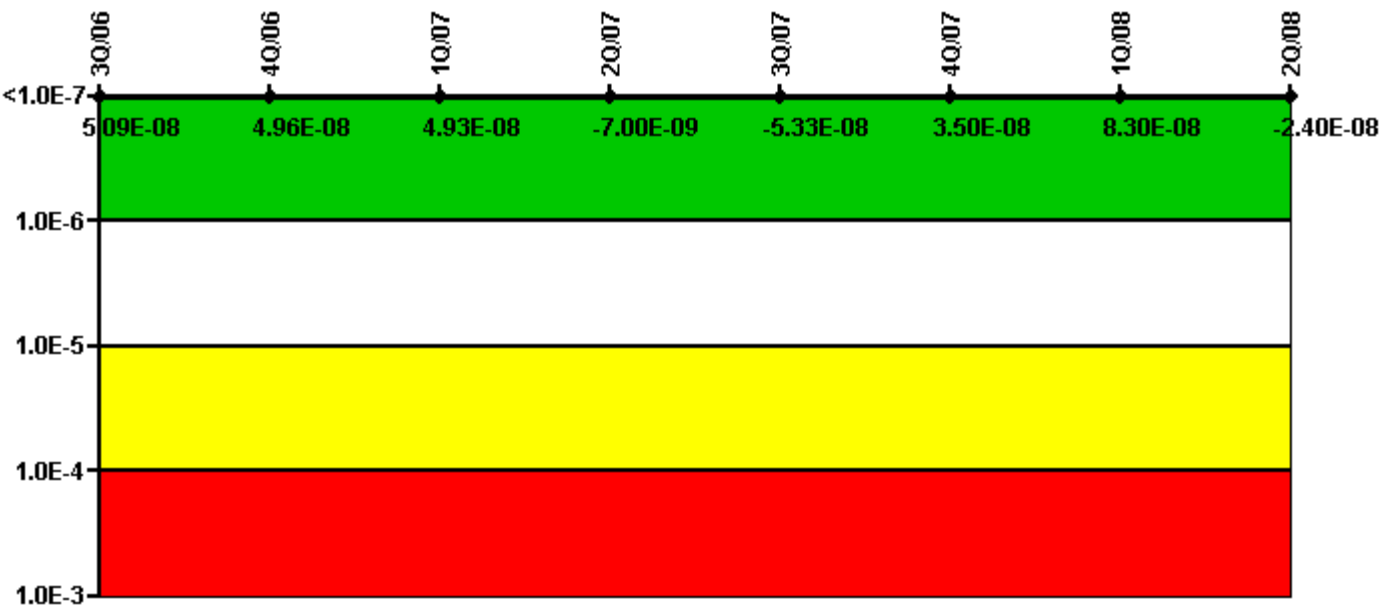
Mitigating Systems Performance Index, Residual Heat Removal System	3Q/06	4Q/06	1Q/07	2Q/07	3Q/07	4Q/07	1Q/08	2Q/08
UAI ( $\Delta$ CDF)	-1.00E-08	-1.00E-08	-8.30E-09	-7.70E-09	-7.70E-09	-1.40E-10	2.20E-09	-6.20E-09
URI ( $\Delta$ CDF)	-5.50E-08	-5.60E-08	3.70E-08	3.50E-08	3.00E-08	2.80E-08	6.80E-08	6.80E-08
PLE	NO	NO	NO	NO	NO	NO	NO	NO
Indicator value	-6.50E-08	-6.60E-08	2.87E-08	2.73E-08	2.23E-08	2.79E-08	7.02E-08	6.18E-08

Licensee Comments:

2Q/08: Changed PRA Parameter(s). UABLP values updated based on MSPI Basis Document revision approved 03/31/08.



# Mitigating Systems Performance Index, Cooling Water Systems



Thresholds: White > 1.00E-6 Yellow > 1.00E-5 Red > 1.00E-4

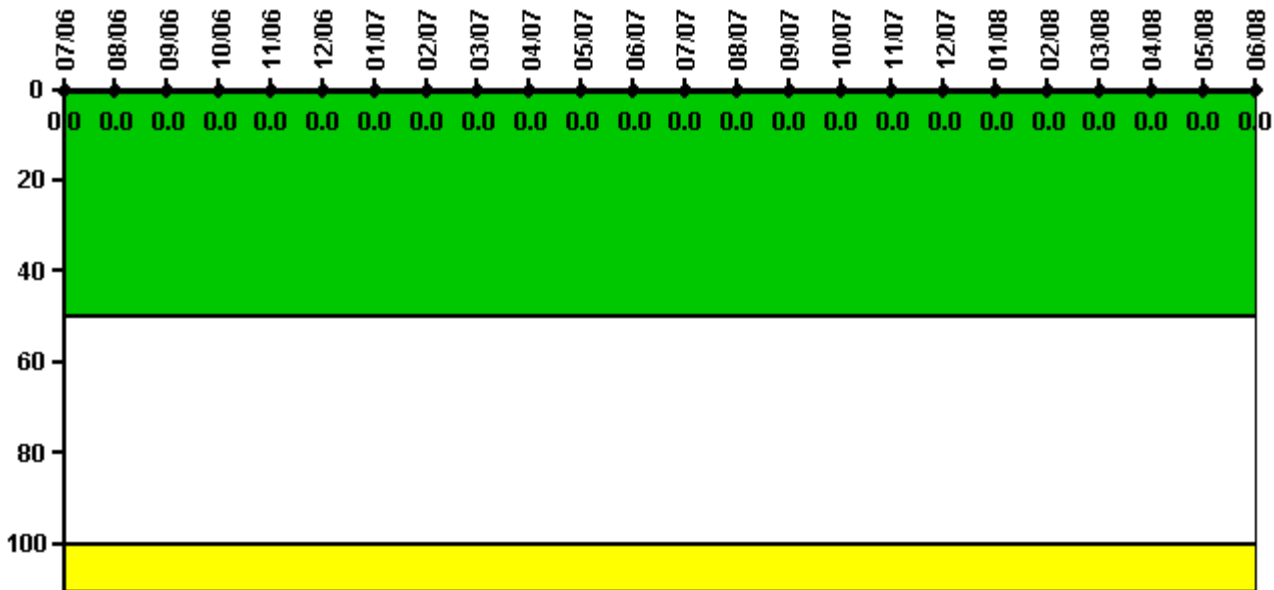
## Notes

Mitigating Systems Performance Index, Cooling Water Systems	3Q/06	4Q/06	1Q/07	2Q/07	3Q/07	4Q/07	1Q/08	2Q/08
UAI (ΔCDF)	4.80E-08	4.70E-08	4.20E-08	4.50E-08	-1.30E-09	9.10E-08	1.40E-07	3.80E-08
URI (ΔCDF)	2.90E-09	2.60E-09	7.30E-09	-5.20E-08	-5.20E-08	-5.60E-08	-5.70E-08	-6.20E-08
PLE	NO	NO	NO	NO	NO	NO	NO	NO
Indicator value	5.09E-08	4.96E-08	4.93E-08	-7.00E-09	-5.33E-08	3.50E-08	8.30E-08	-2.40E-08

Licensee Comments:

2Q/08: Changed PRA Parameter(s). UABLP values updated based on MSPI Basis Document revision approved 03/31/08.

# Reactor Coolant System Activity



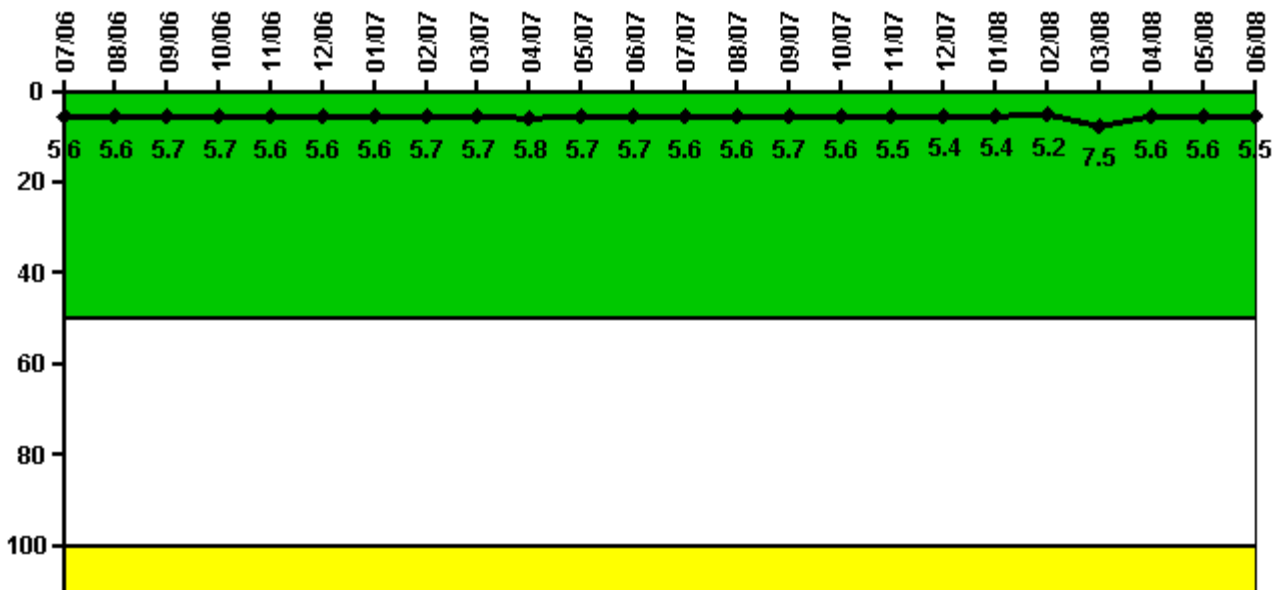
Thresholds: White > 50.0 Yellow > 100.0

## Notes

Reactor Coolant System Activity	7/06	8/06	9/06	10/06	11/06	12/06	1/07	2/07	3/07	4/07	5/07	6/07
Maximum activity	0.000006	0.000005	0.000007	0.000008	0.000008	0.000007	0.000006	0.000006	0.000006	0.000006	0.000005	0.000006
Technical specification limit	0.2	0.2	0.2	0.2	0.2	0.2	0.2	0.2	0.2	0.2	0.2	0.2
Indicator value	0	0	0	0	0	0	0	0	0	0	0	0
Reactor Coolant System Activity	7/07	8/07	9/07	10/07	11/07	12/07	1/08	2/08	3/08	4/08	5/08	6/08
Maximum activity	0.000006	0.000005	0.000004	0.000004	0.000005	0.000005	0.000006	0.000003	0.000004	0.000004	0.000005	0.000007
Technical specification limit	0.2	0.2	0.2	0.2	0.2	0.2	0.2	0.2	0.2	0.2	0.2	0.2
Indicator value	0	0	0	0	0	0	0	0	0	0	0	0

Licensee Comments: none

# Reactor Coolant System Leakage



Thresholds: White > 50.0 Yellow > 100.0

## Notes

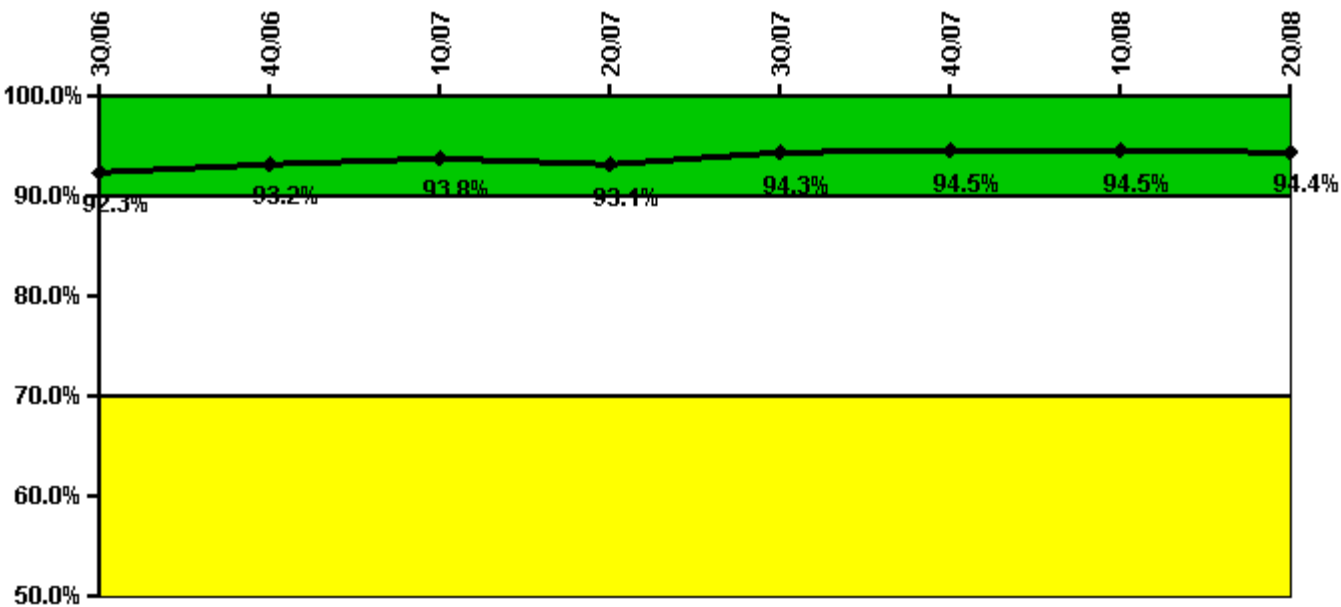
Reactor Coolant System Leakage	7/06	8/06	9/06	10/06	11/06	12/06	1/07	2/07	3/07	4/07	5/07	6/07
Maximum leakage	1.680	1.680	1.700	1.700	1.690	1.680	1.690	1.700	1.710	1.740	1.710	1.710
Technical specification limit	30.0	30.0	30.0	30.0	30.0	30.0	30.0	30.0	30.0	30.0	30.0	30.0
Indicator value	5.6	5.6	5.7	5.7	5.6	5.6	5.6	5.7	5.7	5.8	5.7	5.7

Reactor Coolant System Leakage	7/07	8/07	9/07	10/07	11/07	12/07	1/08	2/08	3/08	4/08	5/08	6/08
Maximum leakage	1.690	1.690	1.700	1.680	1.650	1.620	1.630	1.550	2.260	1.680	1.670	1.660
Technical specification limit	30.0	30.0	30.0	30.0	30.0	30.0	30.0	30.0	30.0	30.0	30.0	30.0
Indicator value	5.6	5.6	5.7	5.6	5.5	5.4	5.4	5.2	7.5	5.6	5.6	5.5

Licensee Comments: none

# Drill/Exercise Performance



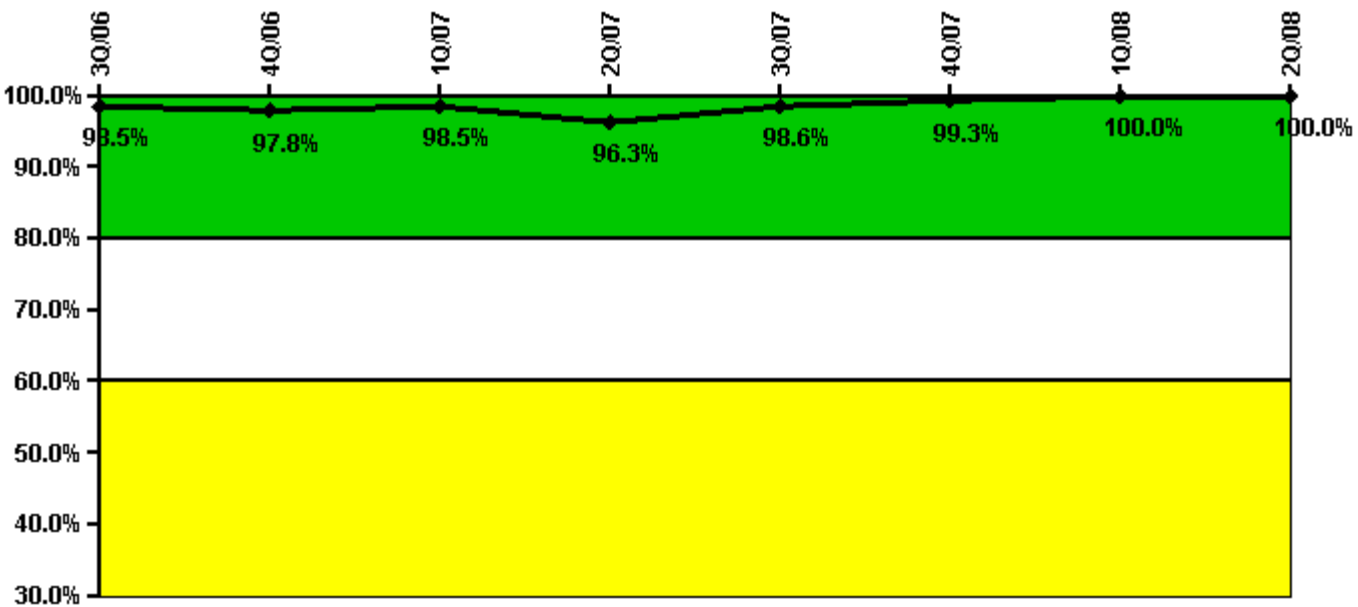
Thresholds: White < 90.0% Yellow < 70.0%

## Notes

Drill/Exercise Performance	3Q/06	4Q/06	1Q/07	2Q/07	3Q/07	4Q/07	1Q/08	2Q/08
Successful opportunities	34.0	24.0	2.0	11.0	72.0	7.0	6.0	30.0
Total opportunities	41.0	24.0	2.0	12.0	73.0	7.0	6.0	32.0
Indicator value	92.3%	93.2%	93.8%	93.1%	94.3%	94.5%	94.5%	94.4%

Licensee Comments: none

# ERO Drill Participation



Thresholds: White < 80.0% Yellow < 60.0%

## Notes

ERO Drill Participation	3Q/06	4Q/06	1Q/07	2Q/07	3Q/07	4Q/07	1Q/08	2Q/08
Participating Key personnel	133.0	134.0	132.0	130.0	138.0	136.0	137.0	134.0
Total Key personnel	135.0	137.0	134.0	135.0	140.0	137.0	137.0	134.0
Indicator value	98.5%	97.8%	98.5%	96.3%	98.6%	99.3%	100.0%	100.0%

Licensee Comments: none

## Alert & Notification System

**Not applicable due to  
unique design  
characteristics.  
Performance in this area  
will be assessed through  
focused NRC inspection  
efforts.**

### Notes

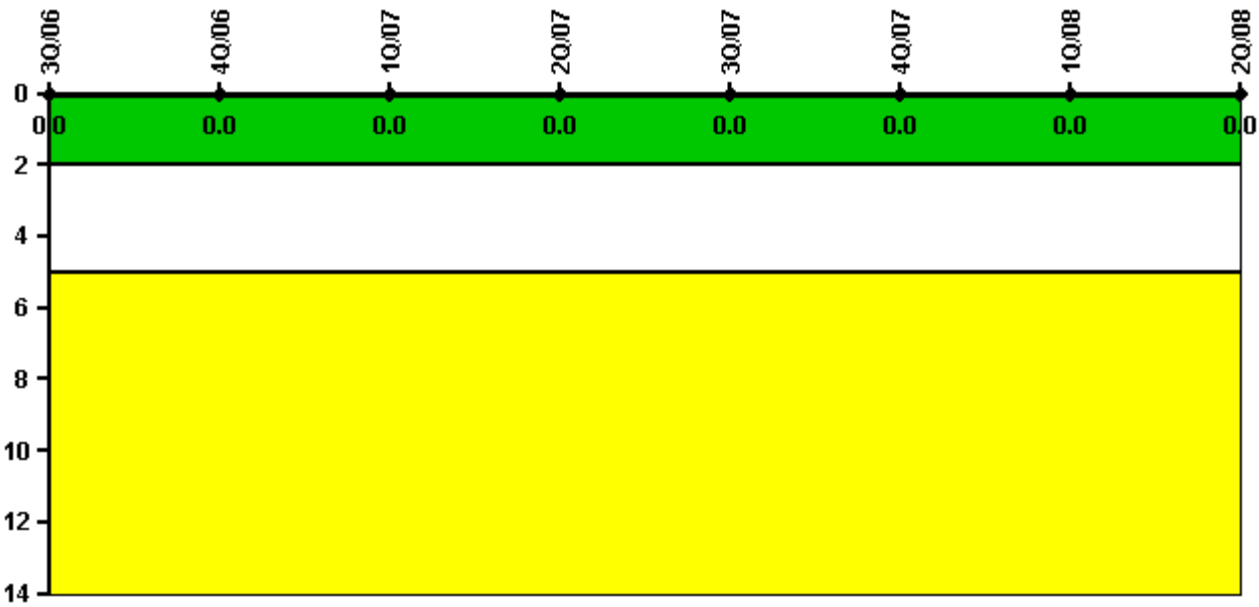
Alert & Notification System	3Q/06	4Q/06	1Q/07	2Q/07	3Q/07	4Q/07	1Q/08	2Q/08
Successful siren-tests								
Total sirens-tests								
Indicator value								

Licensee Comments:

2Q/08: Plant Hatch does not use sirens as an emergency notification system.

---

# Occupational Exposure Control Effectiveness



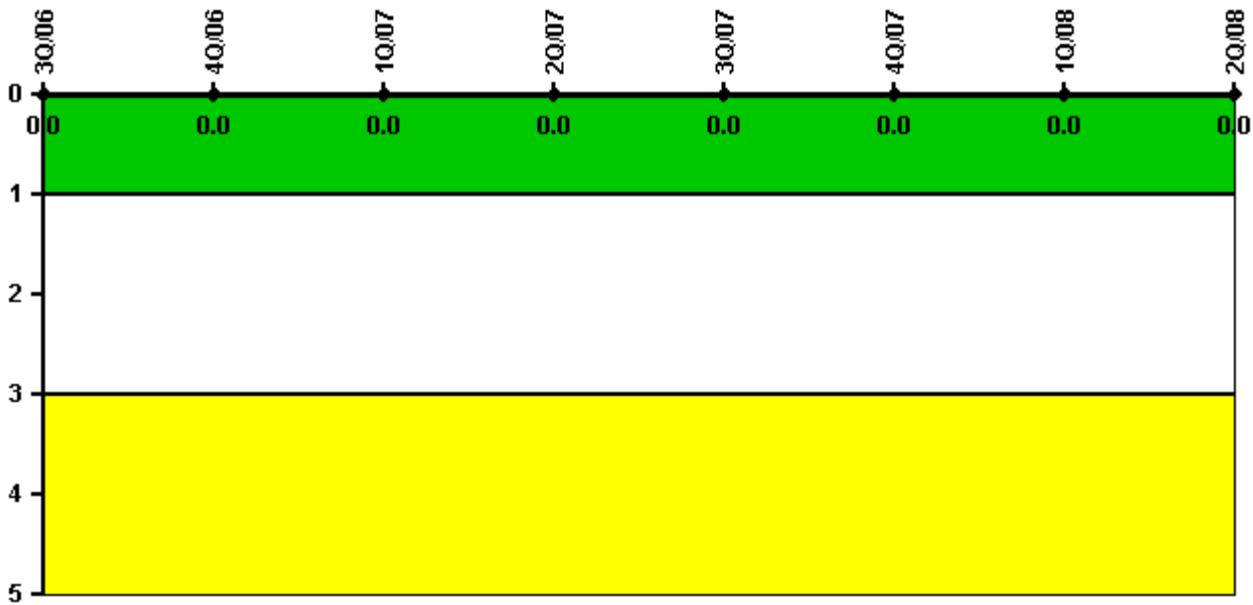
Thresholds: White > 2.0 Yellow > 5.0

## Notes

Occupational Exposure Control Effectiveness	3Q/06	4Q/06	1Q/07	2Q/07	3Q/07	4Q/07	1Q/08	2Q/08
High radiation area occurrences	0	0	0	0	0	0	0	0
Very high radiation area occurrences	0	0	0	0	0	0	0	0
Unintended exposure occurrences	0	0	0	0	0	0	0	0
Indicator value	0	0	0	0	0	0	0	0

Licensee Comments: none

# RETS/ODCM Radiological Effluent



Thresholds: White > 1.0 Yellow > 3.0

## Notes

RETS/ODCM Radiological Effluent	3Q/06	4Q/06	1Q/07	2Q/07	3Q/07	4Q/07	1Q/08	2Q/08
RETS/ODCM occurrences	0	0	0	0	0	0	0	0
Indicator value	0	0	0	0	0	0	0	0

Licensee Comments: none

[Physical Protection](#) information not publicly available.