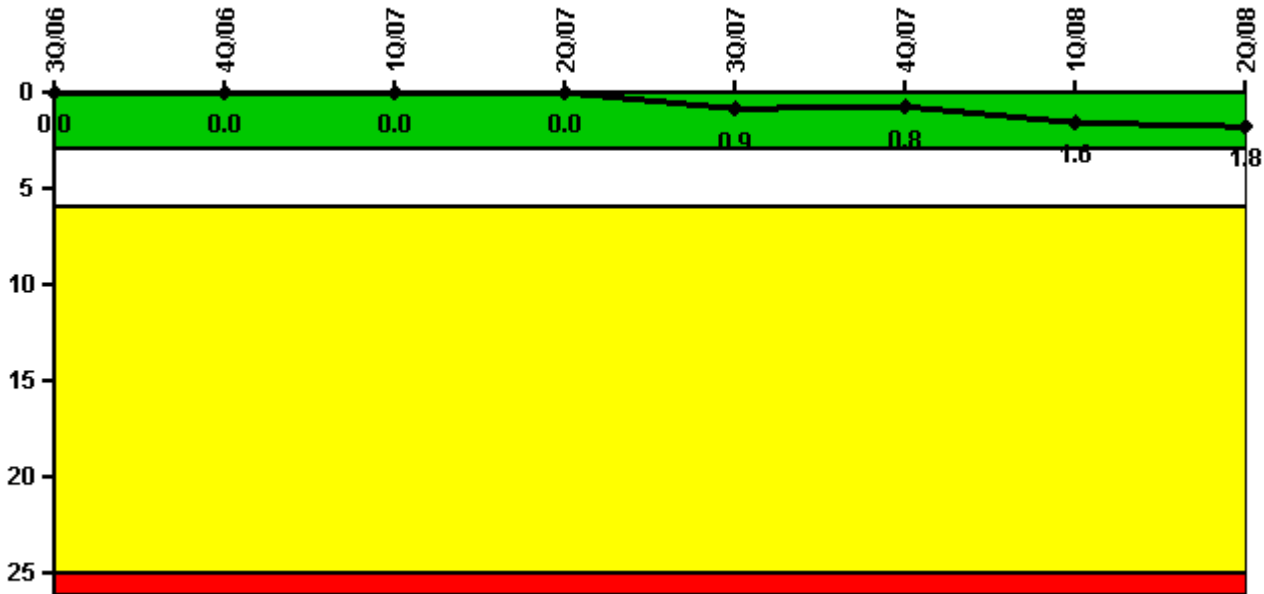


# D.C. Cook 1

## 2Q/2008 Performance Indicators

Licensee's General Comments: none

### Unplanned Scrams per 7000 Critical Hrs



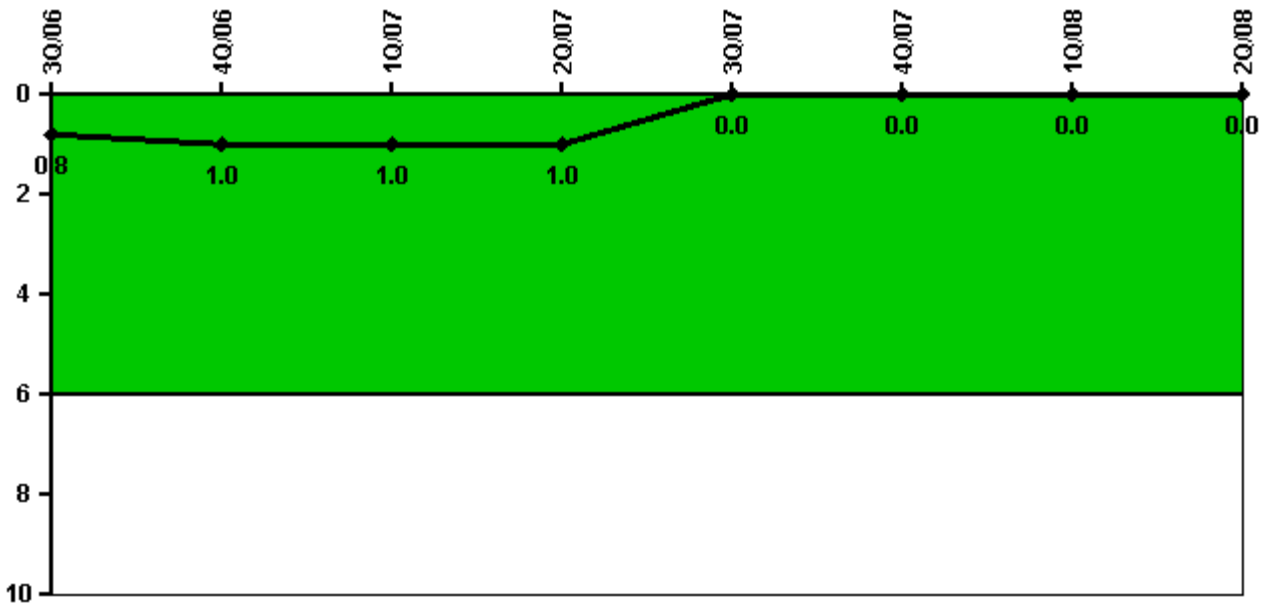
Thresholds: White > 3.0 Yellow > 6.0 Red > 25.0

### Notes

Unplanned Scrams per 7000 Critical Hrs	3Q/06	4Q/06	1Q/07	2Q/07	3Q/07	4Q/07	1Q/08	2Q/08
Unplanned scrams	0	0	0	0	1.0	0	1.0	0
Critical hours	1770.8	1244.3	2159.0	2184.0	2183.0	2209.0	2006.3	1497.5
Indicator value	0	0	0	0	0.9	0.8	1.6	1.8

Licensee Comments: none

# Unplanned Power Changes per 7000 Critical Hrs



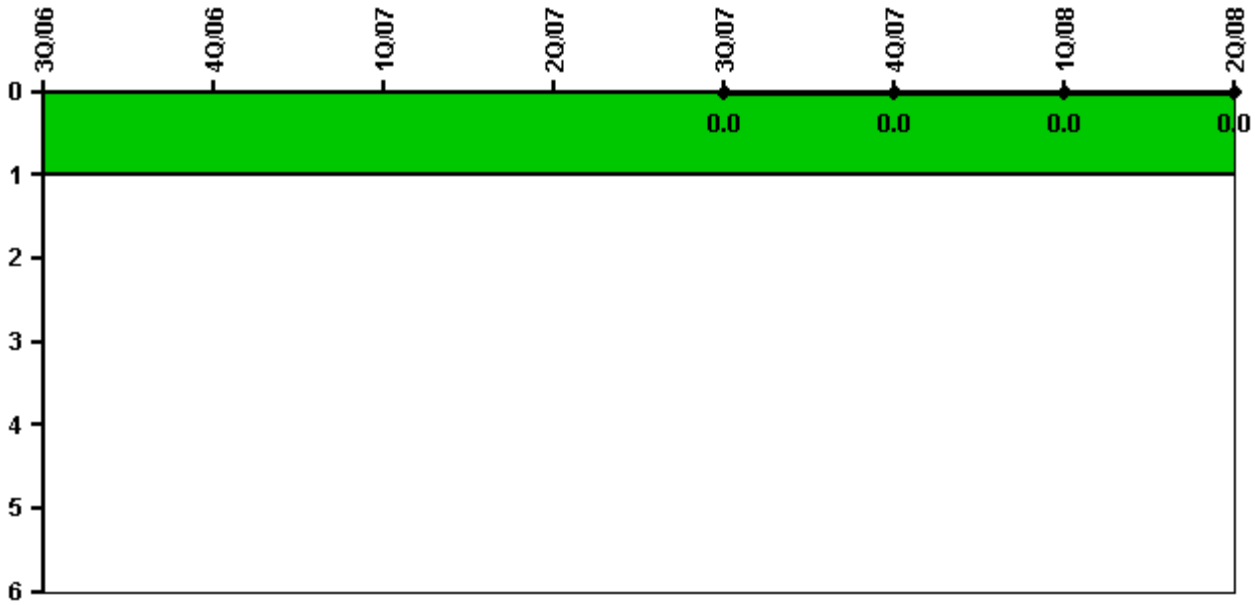
Thresholds: White > 6.0

## Notes

Unplanned Power Changes per 7000 Critical Hrs	3Q/06	4Q/06	1Q/07	2Q/07	3Q/07	4Q/07	1Q/08	2Q/08
Unplanned power changes	1.0	0	0	0	0	0	0	0
Critical hours	1770.8	1244.3	2159.0	2184.0	2183.0	2209.0	2006.3	1497.5
Indicator value	0.8	1.0	1.0	1.0	0	0	0	0

Licensee Comments: none

# Unplanned Scrams with Complications



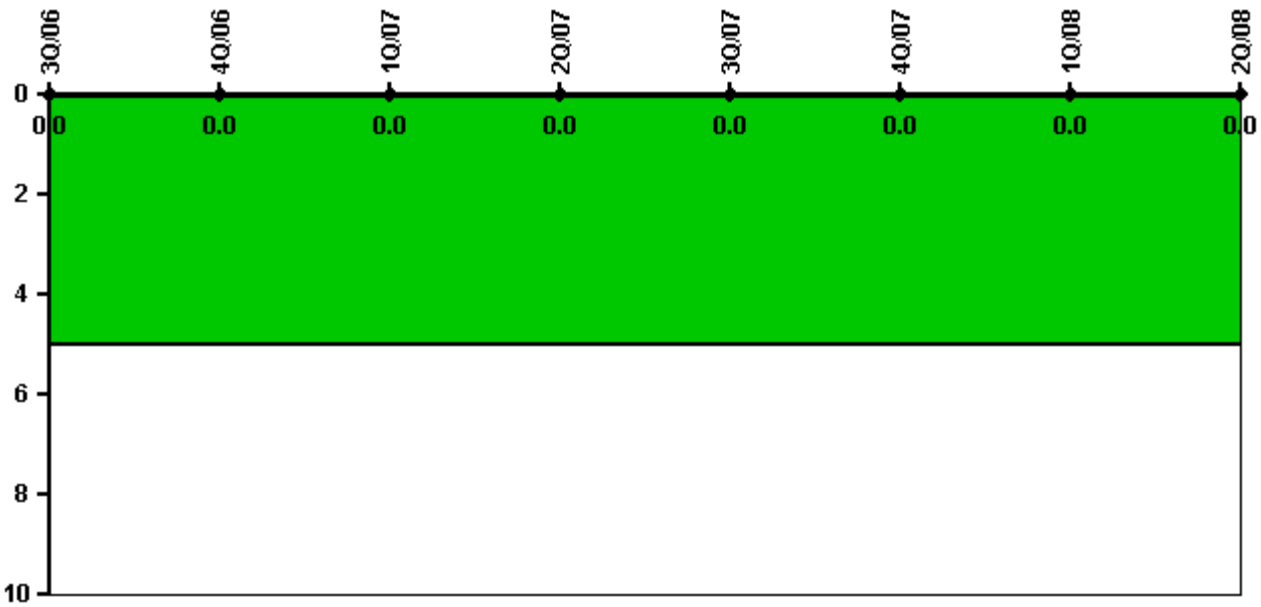
Thresholds: White > 1.0

## Notes

Unplanned Scrams with Complications	3Q/06	4Q/06	1Q/07	2Q/07	3Q/07	4Q/07	1Q/08	2Q/08
Scrams with complications		0	0	0	0	0	0	0
Indicator value					0.0	0.0	0.0	0.0

Licensee Comments: none

# Safety System Functional Failures (PWR)



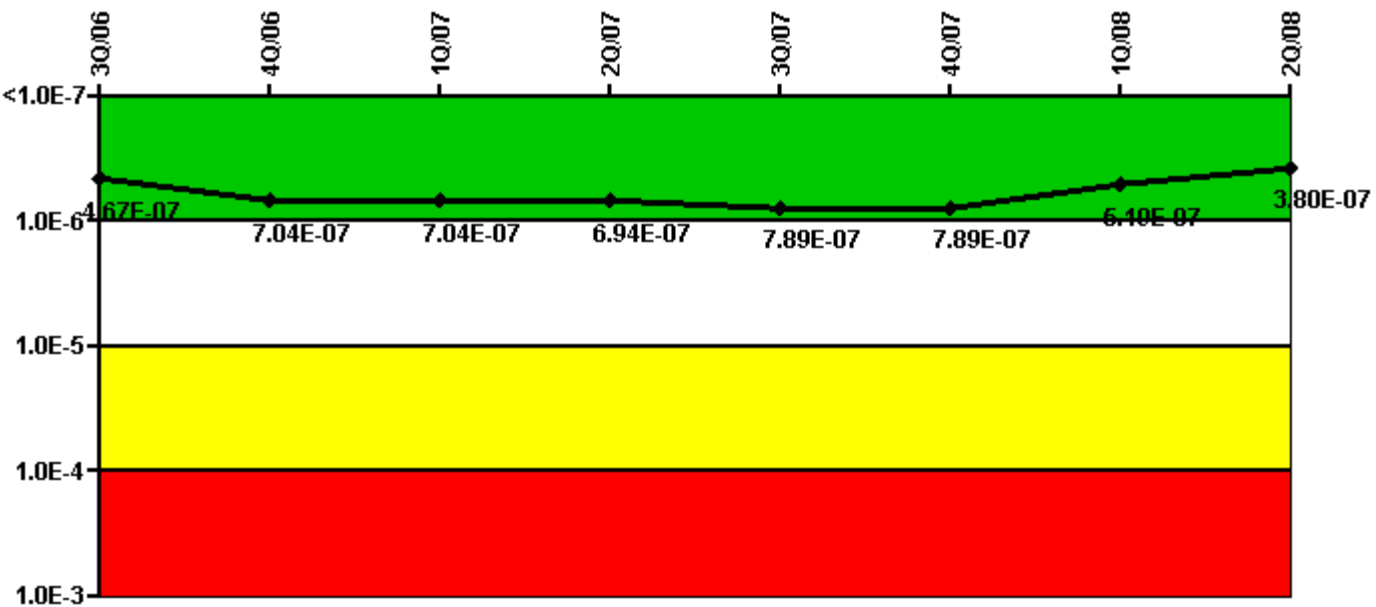
Thresholds: White > 5.0

## Notes

Safety System Functional Failures (PWR)	3Q/06	4Q/06	1Q/07	2Q/07	3Q/07	4Q/07	1Q/08	2Q/08
Safety System Functional Failures	0	0	0	0	0	0	0	0
Indicator value	0	0	0	0	0	0	0	0

Licensee Comments: none

# Mitigating Systems Performance Index, Emergency AC Power System



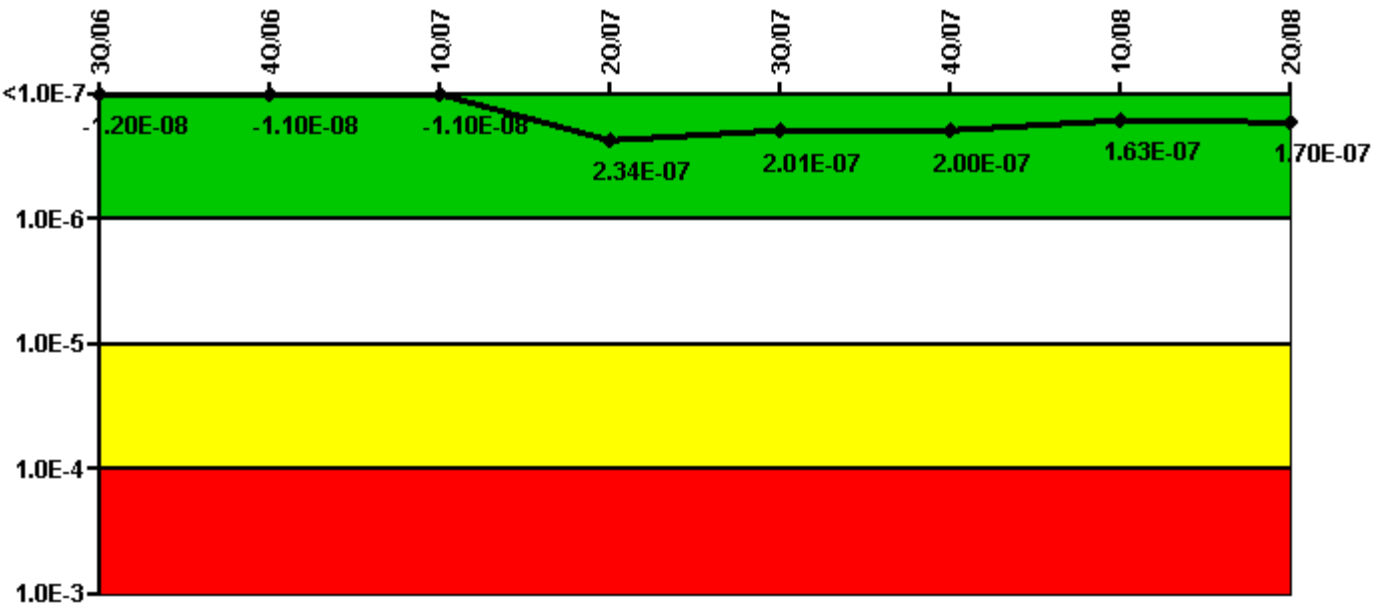
Thresholds: White > 1.00E-6 Yellow > 1.00E-5 Red > 1.00E-4

## Notes

Mitigating Systems Performance Index, Emergency AC Power System	3Q/06	4Q/06	1Q/07	2Q/07	3Q/07	4Q/07	1Q/08	2Q/08
UAI (ΔCDF)	6.80E-09	1.40E-08	1.40E-08	3.50E-09	8.60E-09	8.60E-09	8.70E-09	9.00E-11
URI (ΔCDF)	4.60E-07	6.90E-07	6.90E-07	6.90E-07	7.80E-07	7.80E-07	5.10E-07	3.80E-07
PLE	NO	NO	NO	NO	NO	NO	NO	NO
Indicator value	4.67E-07	7.04E-07	7.04E-07	6.94E-07	7.89E-07	7.89E-07	5.19E-07	3.80E-07

Licensee Comments: none

# Mitigating Systems Performance Index, High Pressure Injection System



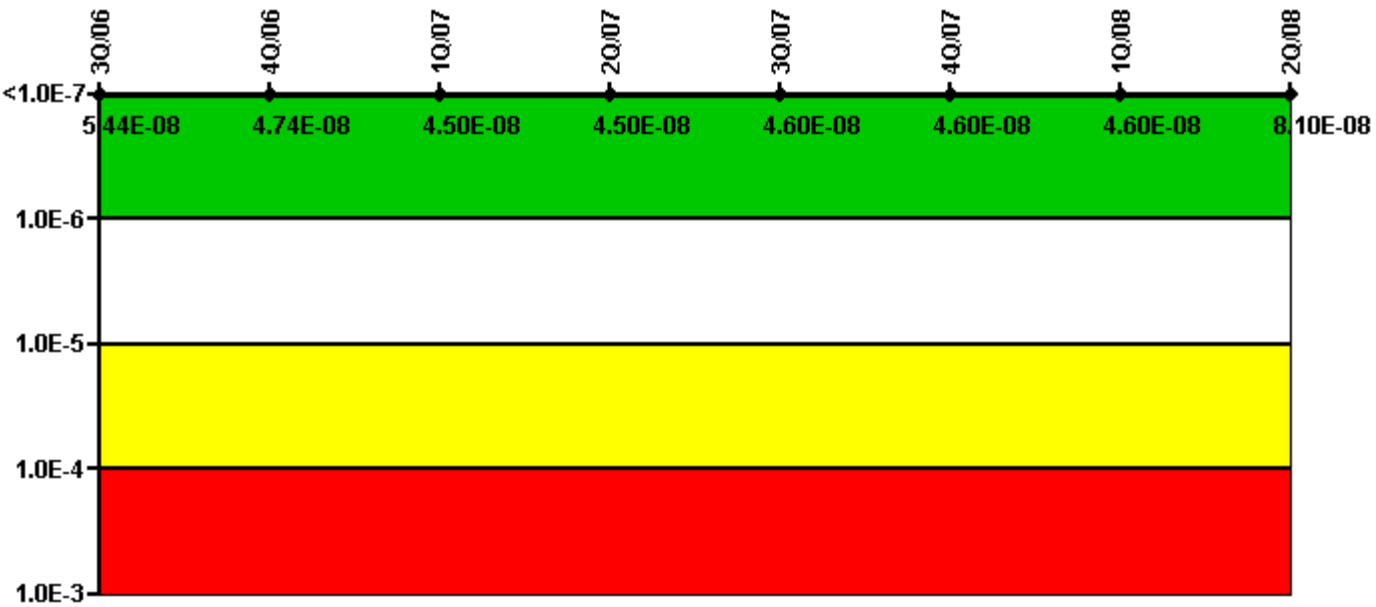
Thresholds: White >  $1.00E-6$  Yellow >  $1.00E-5$  Red >  $1.00E-4$

## Notes

Mitigating Systems Performance Index, High Pressure Injection System	3Q/06	4Q/06	1Q/07	2Q/07	3Q/07	4Q/07	1Q/08	2Q/08
UAI ( $\Delta$ CDF)	$1.70E-08$	$1.50E-08$	$1.50E-08$	$2.40E-08$	$1.10E-08$	$9.80E-09$	$-1.70E-08$	$-3.30E-11$
URI ( $\Delta$ CDF)	$-2.90E-08$	$-2.60E-08$	$-2.60E-08$	$2.10E-07$	$1.90E-07$	$1.90E-07$	$1.80E-07$	$1.70E-07$
PLE	NO	NO	NO	NO	NO	NO	NO	NO
Indicator value	$-1.20E-08$	$-1.10E-08$	$-1.10E-08$	$2.34E-07$	$2.01E-07$	$2.00E-07$	$1.63E-07$	$1.70E-07$

Licensee Comments: none

# Mitigating Systems Performance Index, Heat Removal System



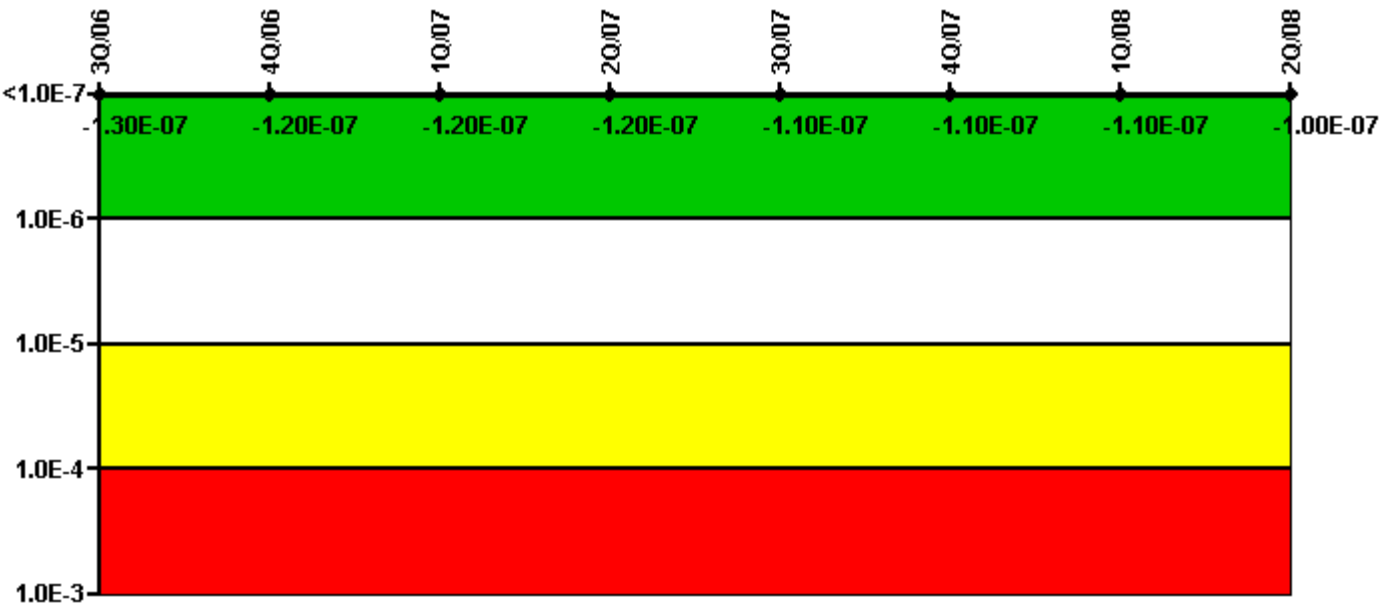
Thresholds: White > 1.00E-6 Yellow > 1.00E-5 Red > 1.00E-4

## Notes

Mitigating Systems Performance Index, Heat Removal System	3Q/06	4Q/06	1Q/07	2Q/07	3Q/07	4Q/07	1Q/08	2Q/08
UAI ( $\Delta$ CDF)	-8.60E-09	-9.60E-09	-1.20E-08	-1.20E-08	-1.20E-08	-1.20E-08	-1.20E-08	-3.70E-11
URI ( $\Delta$ CDF)	6.30E-08	5.70E-08	5.70E-08	5.70E-08	5.80E-08	5.80E-08	5.80E-08	8.10E-08
PLE	NO	NO	NO	NO	NO	NO	NO	NO
Indicator value	5.44E-08	4.74E-08	4.50E-08	4.50E-08	4.60E-08	4.60E-08	4.60E-08	8.10E-08

Licensee Comments: none

# Mitigating Systems Performance Index, Residual Heat Removal System



Thresholds: White > 1.00E-6 Yellow > 1.00E-5 Red > 1.00E-4


## Notes

Mitigating Systems Performance Index, Residual Heat Removal System	3Q/06	4Q/06	1Q/07	2Q/07	3Q/07	4Q/07	1Q/08	2Q/08
UAI ( $\Delta$ CDF)	3.40E-10	3.10E-10	3.10E-10	2.60E-10	4.30E-11	4.30E-11	2.60E-11	-5.70E-14
URI ( $\Delta$ CDF)	-1.30E-07	-1.20E-07	-1.20E-07	-1.20E-07	-1.10E-07	-1.10E-07	-1.10E-07	-1.00E-07
PLE	NO	NO	NO	NO	NO	NO	NO	NO
Indicator value	-1.30E-07	-1.20E-07	-1.20E-07	-1.20E-07	-1.10E-07	-1.10E-07	-1.10E-07	-1.00E-07

Licensee Comments: none



# Mitigating Systems Performance Index, Cooling Water Systems



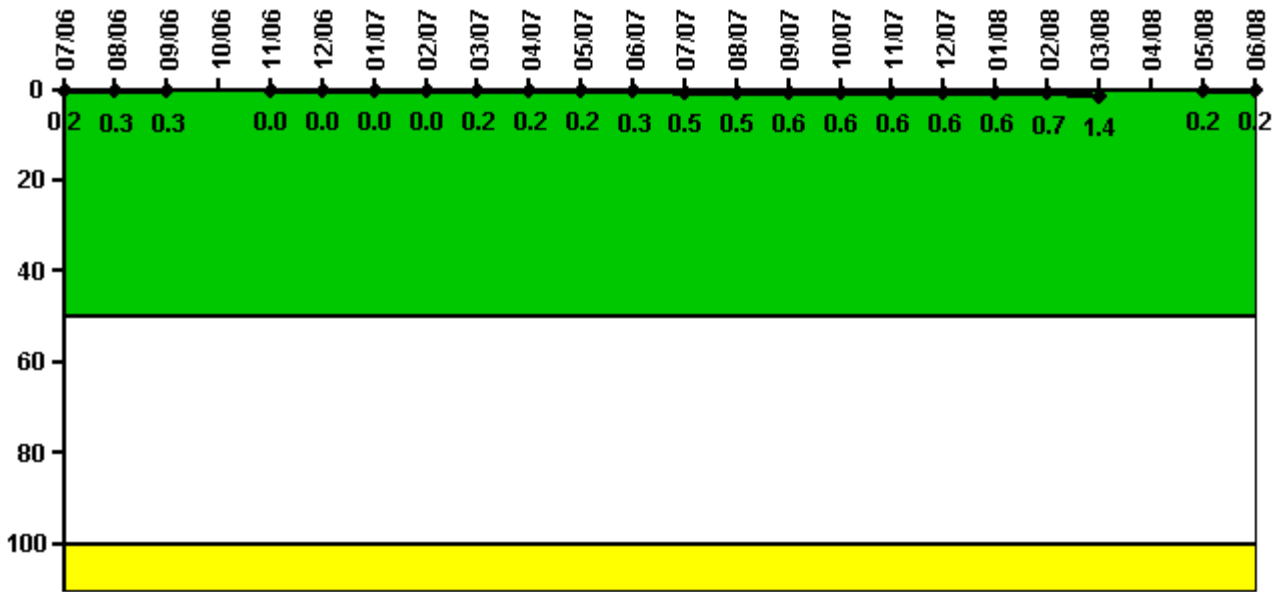
Thresholds: White >  $1.00E-6$  Yellow >  $1.00E-5$  Red >  $1.00E-4$

## Notes

Mitigating Systems Performance Index, Cooling Water Systems	3Q/06	4Q/06	1Q/07	2Q/07	3Q/07	4Q/07	1Q/08	2Q/08
UAI ( $\Delta$ CDF)	$-2.70E-07$	$-2.40E-07$	$-1.30E-07$	$2.20E-07$	$1.60E-07$	$1.60E-07$	$1.20E-07$	$4.30E-11$
URI ( $\Delta$ CDF)	$-2.30E-07$	$-2.00E-07$	$-2.00E-07$	$-2.00E-07$	$-7.80E-08$	$-7.80E-08$	$-7.80E-08$	$-1.00E-07$
PLE	NO	NO	NO	NO	NO	NO	NO	NO
Indicator value	$-5.00E-07$	$-4.40E-07$	$-3.30E-07$	$2.00E-08$	$8.20E-08$	$8.20E-08$	$4.20E-08$	$-1.00E-07$

Licensee Comments: none

# Reactor Coolant System Activity



Thresholds: White > 50.0 Yellow > 100.0

## Notes

Reactor Coolant System Activity	7/06	8/06	9/06	10/06	11/06	12/06	1/07	2/07	3/07	4/07	5/07	6/07
Maximum activity	0.001770	0.002510	0.003170	N/A	0.000353	0.000429	0.000391	0.000412	0.002230	0.001590	0.002030	0.003210
Technical specification limit	1.0	1.0	1.0	1.0	1.0	1.0	1.0	1.0	1.0	1.0	1.0	1.0
Indicator value	0.2	0.3	0.3	N/A	0	0	0	0	0.2	0.2	0.2	0.3


  

Reactor Coolant System Activity	7/07	8/07	9/07	10/07	11/07	12/07	1/08	2/08	3/08	4/08	5/08	6/08
Maximum activity	0.005020	0.005180	0.006070	0.005820	0.006460	0.006180	0.006450	0.006710	0.013500	N/A	0.001700	0.001530
Technical specification limit	1.0	1.0	1.0	1.0	1.0	1.0	1.0	1.0	1.0	1.0	1.0	1.0
Indicator value	0.5	0.5	0.6	0.6	0.6	0.6	0.6	0.7	1.4	N/A	0.2	0.2

Licensee Comments:

6/08: Technical Specification limit on I-131 activity was administratively reduced to 0.167 as of 4th quarter 2007.

# Reactor Coolant System Leakage



Thresholds: White > 50.0 Yellow > 100.0

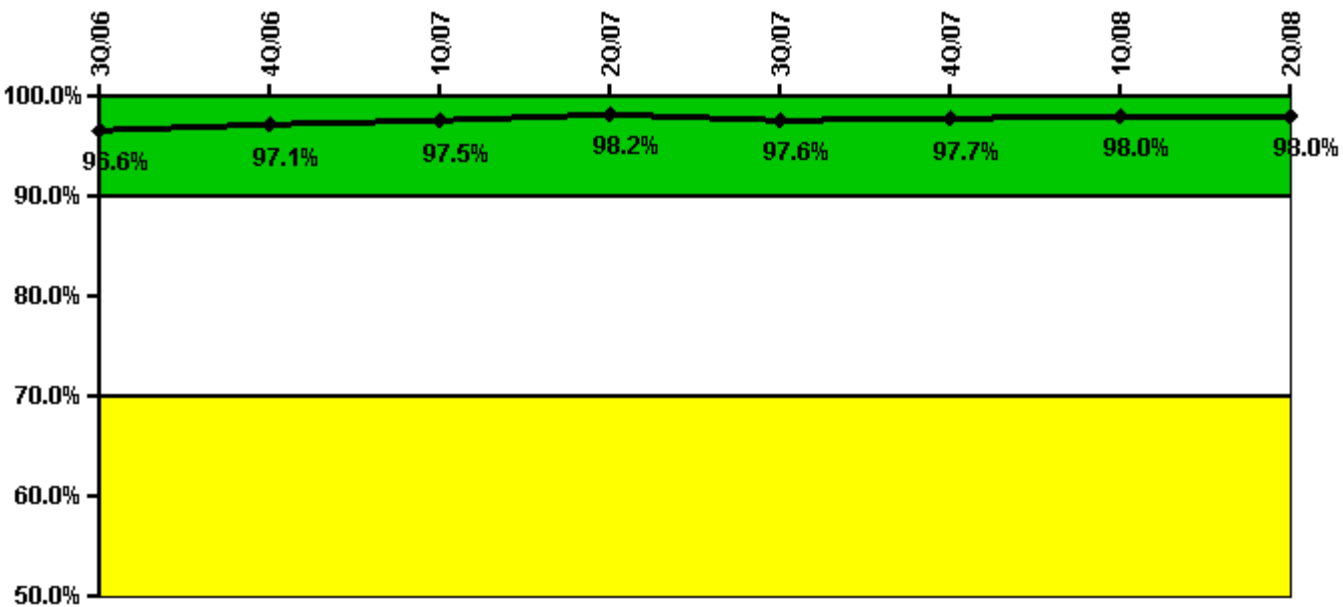
## Notes

Reactor Coolant System Leakage	7/06	8/06	9/06	10/06	11/06	12/06	1/07	2/07	3/07	4/07	5/07	6/07
Maximum leakage	0.020	0.063	0.016	N/A	0.026	0.017	0.019	0.016	0.020	0.021	0.019	0.022
Technical specification limit	11.0	11.0	11.0	11.0	11.0	11.0	11.0	11.0	11.0	11.0	11.0	11.0
Indicator value	0.2	0.6	0.1	N/A	0.2	0.2	0.2	0.1	0.2	0.2	0.2	0.2
Reactor Coolant System Leakage	7/07	8/07	9/07	10/07	11/07	12/07	1/08	2/08	3/08	4/08	5/08	6/08
Maximum leakage	0.014	0.022	0.025	0.019	0.023	0.018	0.016	0.071	0.016	0.095	0.614	0.024
Technical specification limit	11.0	11.0	11.0	11.0	11.0	11.0	11.0	11.0	11.0	11.0	11.0	11.0
Indicator value	0.1	0.2	0.2	0.2	0.2	0.2	0.1	0.6	0.1	0.9	5.6	0.2

Licensee Comments:

6/08: Technical Specification limit for RCS leakage was reduced to 10.8 GPM effective 3rd quarter 2006.

# Drill/Exercise Performance



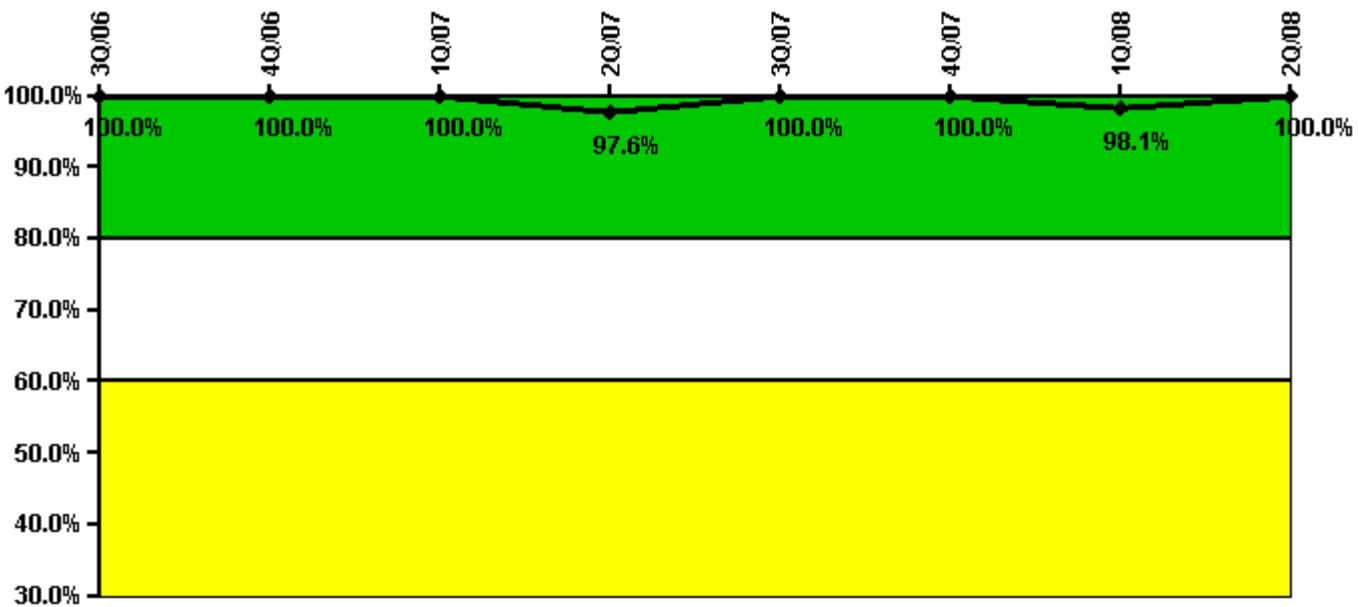
Thresholds: White < 90.0% Yellow < 70.0%

## Notes

Drill/Exercise Performance	3Q/06	4Q/06	1Q/07	2Q/07	3Q/07	4Q/07	1Q/08	2Q/08
Successful opportunities	57.0	130.0	113.0	121.0	43.0	51.0	87.0	27.0
Total opportunities	60.0	130.0	114.0	121.0	50.0	51.0	89.0	27.0
Indicator value	96.6%	97.1%	97.5%	98.2%	97.6%	97.7%	98.0%	98.0%

Licensee Comments: none

# ERO Drill Participation



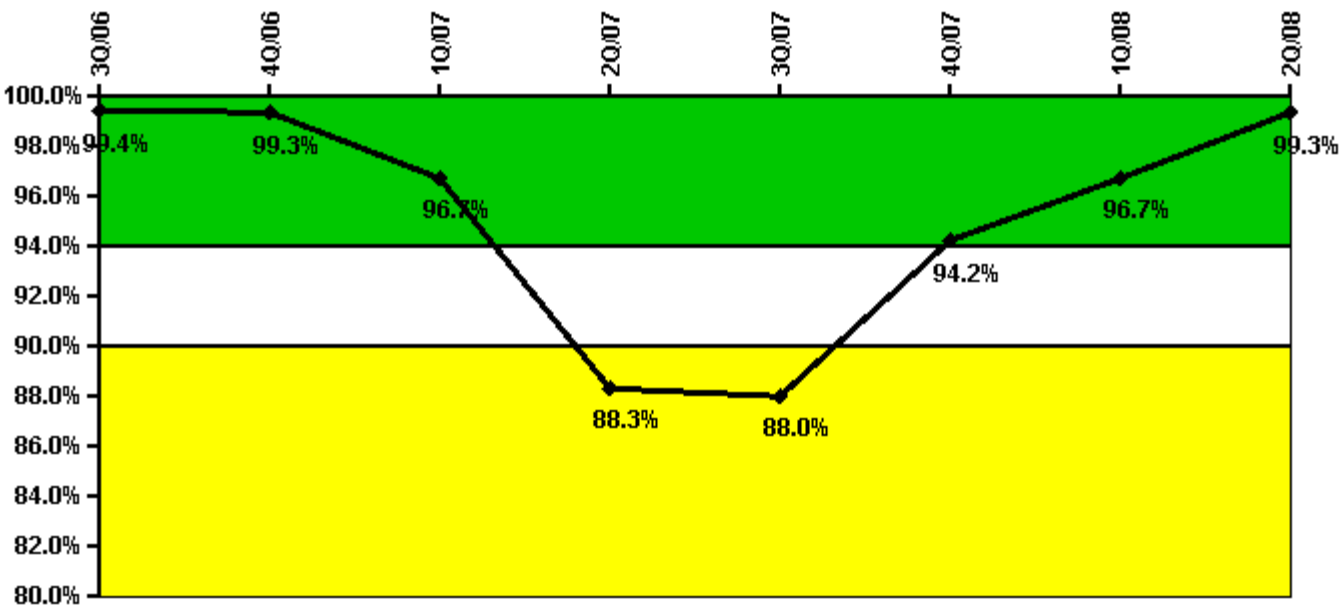
Thresholds: White < 80.0% Yellow < 60.0%

## Notes

ERO Drill Participation	3Q/06	4Q/06	1Q/07	2Q/07	3Q/07	4Q/07	1Q/08	2Q/08
Participating Key personnel	157.0	157.0	161.0	165.0	161.0	160.0	151.0	157.0
Total Key personnel	157.0	157.0	161.0	169.0	161.0	160.0	154.0	157.0
Indicator value	100.0%	100.0%	100.0%	97.6%	100.0%	100.0%	98.1%	100.0%

Licensee Comments: none

# Alert & Notification System



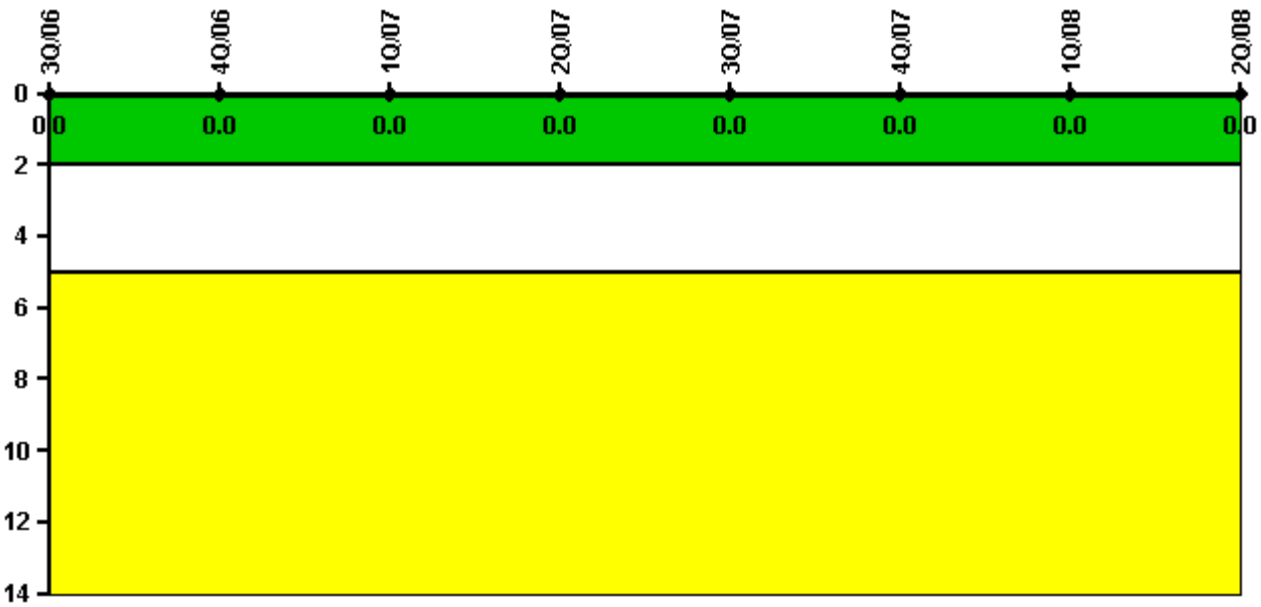
Thresholds: White < 94.0% Yellow < 90.0%

## Notes

Alert & Notification System	3Q/06	4Q/06	1Q/07	2Q/07	3Q/07	4Q/07	1Q/08	2Q/08
Successful siren-tests	210	194	177	128	197	1108	1112	1112
Total sirens-tests	210	198	198	197	198	1116	1120	1119
Indicator value	99.4%	99.3%	96.7%	88.3%	88.0%	94.2%	96.7%	99.3%

Licensee Comments: none

# Occupational Exposure Control Effectiveness



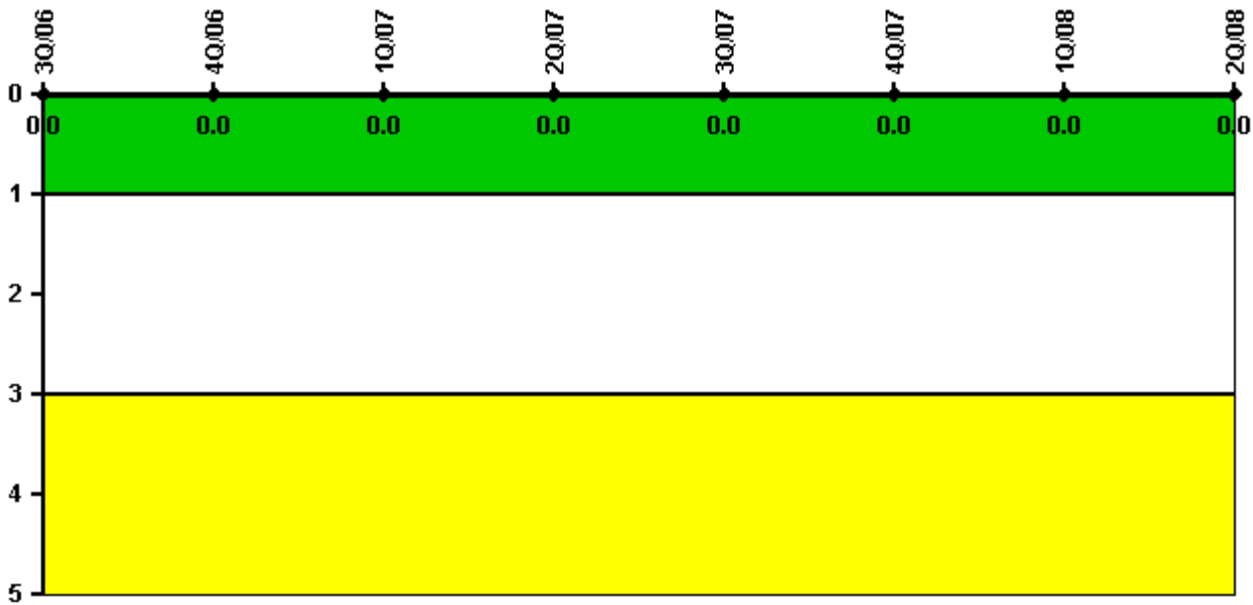
Thresholds: White > 2.0 Yellow > 5.0

## Notes

Occupational Exposure Control Effectiveness	3Q/06	4Q/06	1Q/07	2Q/07	3Q/07	4Q/07	1Q/08	2Q/08
High radiation area occurrences	0	0	0	0	0	0	0	0
Very high radiation area occurrences	0	0	0	0	0	0	0	0
Unintended exposure occurrences	0	0	0	0	0	0	0	0
Indicator value	0	0	0	0	0	0	0	0

Licensee Comments: none

# RETS/ODCM Radiological Effluent



Thresholds: White > 1.0 Yellow > 3.0

## Notes

RETS/ODCM Radiological Effluent	3Q/06	4Q/06	1Q/07	2Q/07	3Q/07	4Q/07	1Q/08	2Q/08
RETS/ODCM occurrences	0	0	0	0	0	0	0	0
Indicator value	0	0	0	0	0	0	0	0

Licensee Comments: none

[Physical Protection](#) information not publicly available.

▲ [Action Matrix Summary](#) | [Inspection Findings Summary](#) | [PI Summary](#) | [Reactor Oversight Process](#)

Last Modified: August 4, 2008