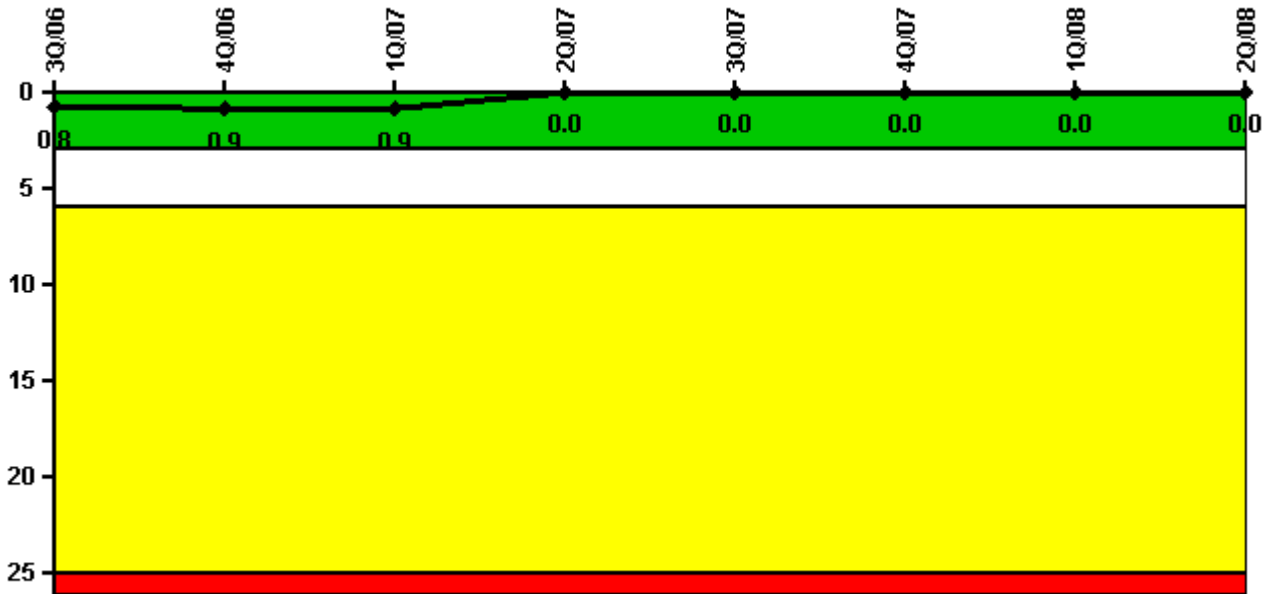


Beaver Valley 2

2Q/2008 Performance Indicators

Licensee's General Comments: none

Unplanned Scrams per 7000 Critical Hrs



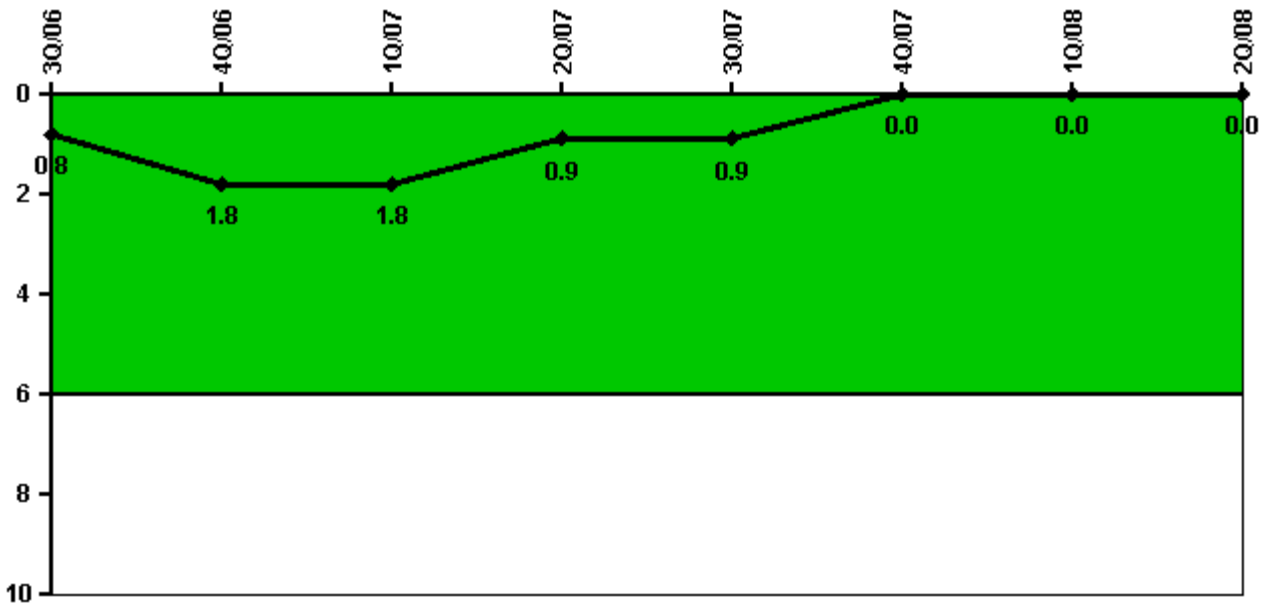
Thresholds: White > 3.0 Yellow > 6.0 Red > 25.0

Notes

| Unplanned Scrams per 7000 Critical Hrs | 3Q/06 | 4Q/06 | 1Q/07 | 2Q/07 | 3Q/07 | 4Q/07 | 1Q/08 | 2Q/08 |
|--|--------|--------|--------|--------|--------|--------|--------|--------|
| Unplanned scrams | 0 | 0 | 0 | 0 | 0 | 0 | 0 | 0 |
| Critical hours | 2208.0 | 1223.0 | 2159.0 | 2184.0 | 2208.0 | 2209.0 | 2183.0 | 1282.7 |
| Indicator value | 0.8 | 0.9 | 0.9 | 0 | 0 | 0 | 0 | 0 |

Licensee Comments: none

Unplanned Power Changes per 7000 Critical Hrs



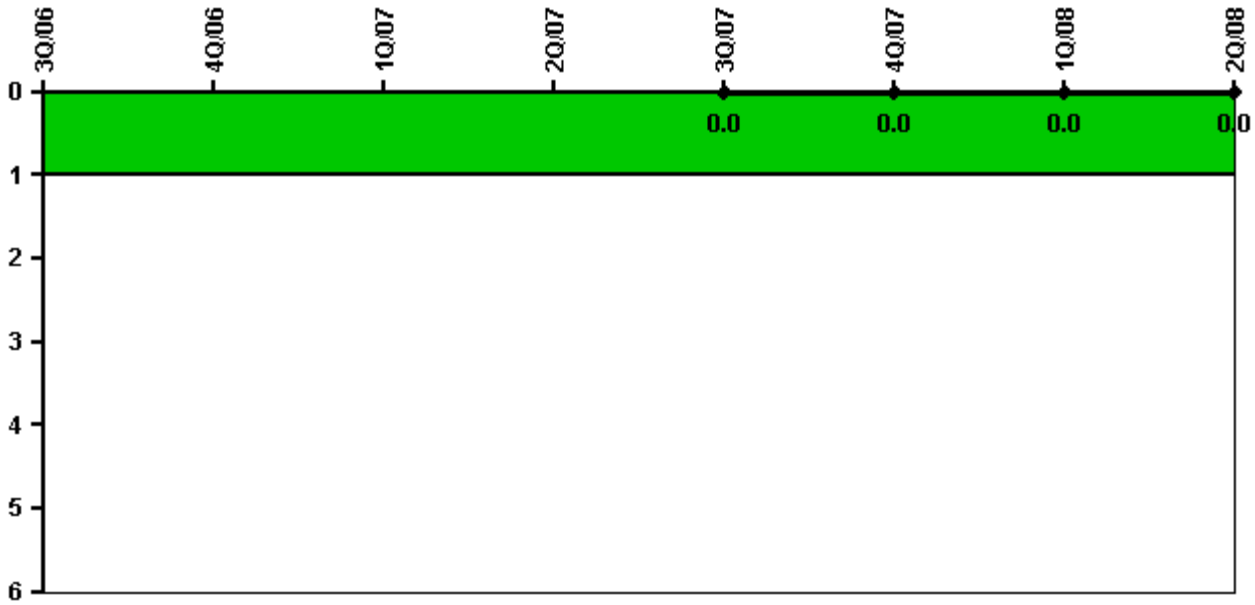
Thresholds: White > 6.0

Notes

| Unplanned Power Changes per 7000 Critical Hrs | 3Q/06 | 4Q/06 | 1Q/07 | 2Q/07 | 3Q/07 | 4Q/07 | 1Q/08 | 2Q/08 |
|---|--------|--------|--------|--------|--------|--------|--------|--------|
| Unplanned power changes | 0 | 1.0 | 0 | 0 | 0 | 0 | 0 | 0 |
| Critical hours | 2208.0 | 1223.0 | 2159.0 | 2184.0 | 2208.0 | 2209.0 | 2183.0 | 1282.7 |
| Indicator value | 0.8 | 1.8 | 1.8 | 0.9 | 0.9 | 0 | 0 | 0 |

Licensee Comments: none

Unplanned Scrams with Complications



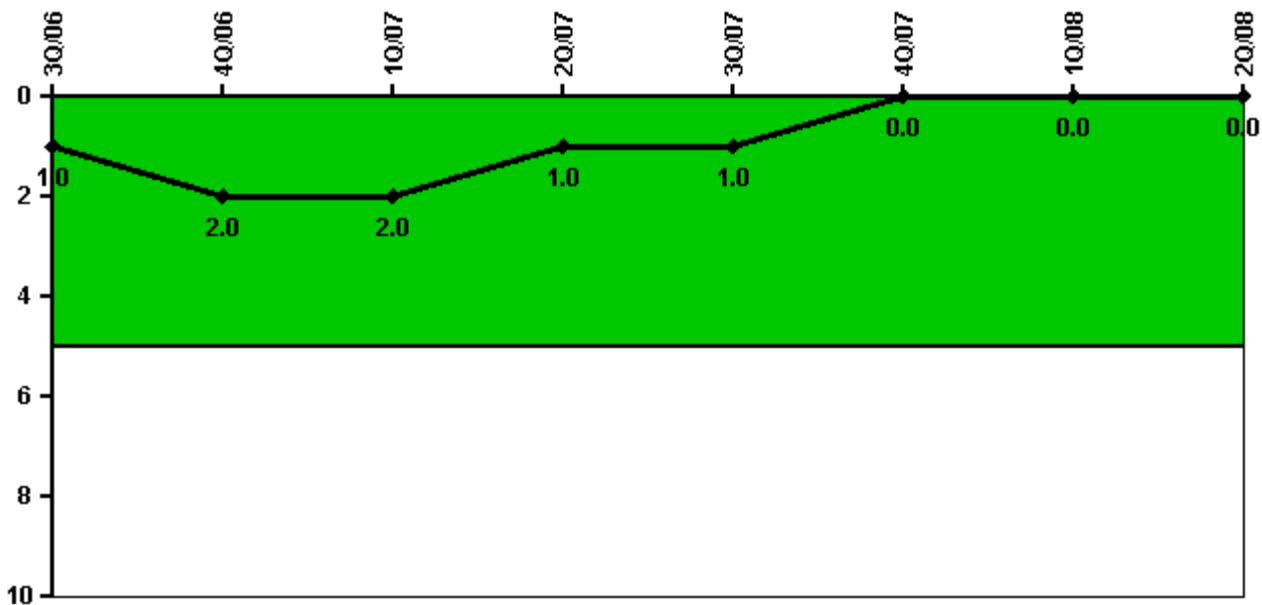
Thresholds: White > 1.0

Notes

| Unplanned Scrams with Complications | 3Q/06 | 4Q/06 | 1Q/07 | 2Q/07 | 3Q/07 | 4Q/07 | 1Q/08 | 2Q/08 |
|-------------------------------------|-------|-------|-------|-------|-------|-------|-------|-------|
| Scrams with complications | | 0 | 0 | 0 | 0 | 0 | 0 | 0 |
| | | | | | | | | |
| | | | | | | | | |
| Indicator value | | | | | 0.0 | 0.0 | 0.0 | 0.0 |

Licensee Comments: none

Safety System Functional Failures (PWR)



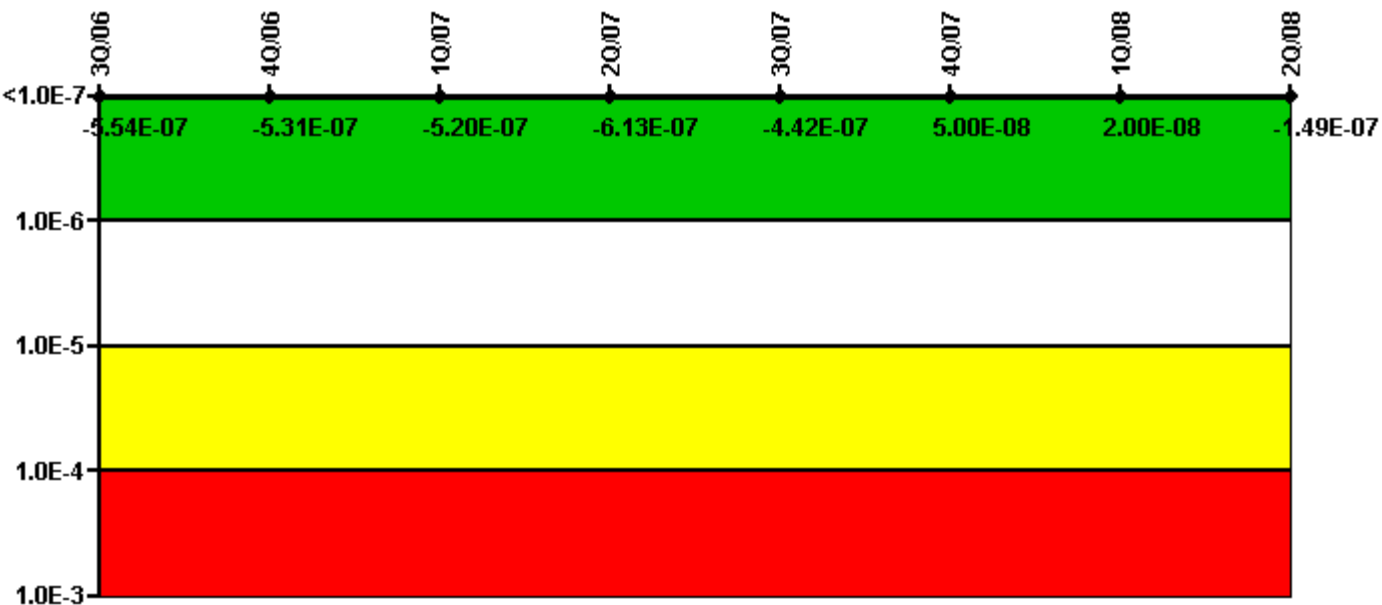
Thresholds: White > 5.0

Notes

| Safety System Functional Failures (PWR) | 3Q/06 | 4Q/06 | 1Q/07 | 2Q/07 | 3Q/07 | 4Q/07 | 1Q/08 | 2Q/08 |
|---|-------|-------|-------|-------|-------|-------|-------|-------|
| Safety System Functional Failures | 0 | 1 | 0 | 0 | 0 | 0 | 0 | 0 |
| Indicator value | 1 | 2 | 2 | 1 | 1 | 0 | 0 | 0 |

Licensee Comments: none

Mitigating Systems Performance Index, Emergency AC Power System



Thresholds: White > 1.00E-6 Yellow > 1.00E-5 Red > 1.00E-4


Notes

| Mitigating Systems Performance Index, Emergency AC Power System | 3Q/06 | 4Q/06 | 1Q/07 | 2Q/07 | 3Q/07 | 4Q/07 | 1Q/08 | 2Q/08 |
|---|-----------|-----------|-----------|-----------|-----------|-----------|-----------|-----------|
| UAI (ΔCDF) | 6.60E-08 | 8.90E-08 | 1.00E-07 | 7.40E-09 | 5.80E-08 | 2.00E-07 | 1.70E-07 | 7.40E-10 |
| URI (ΔCDF) | -6.20E-07 | -6.20E-07 | -6.20E-07 | -6.20E-07 | -5.00E-07 | -1.50E-07 | -1.50E-07 | -1.50E-07 |
| PLE | NO | NO | NO | NO | NO | NO | NO | NO |
| Indicator value | -5.54E-07 | -5.31E-07 | -5.20E-07 | -6.13E-07 | -4.42E-07 | 5.00E-08 | 2.00E-08 | -1.49E-07 |

Licensee Comments:

2Q/08: Changed PRA Parameter(s). Planned Unavailability Baseline data changed per NEI 99-02, effective 2nd qtr 2008

Mitigating Systems Performance Index, High Pressure Injection System



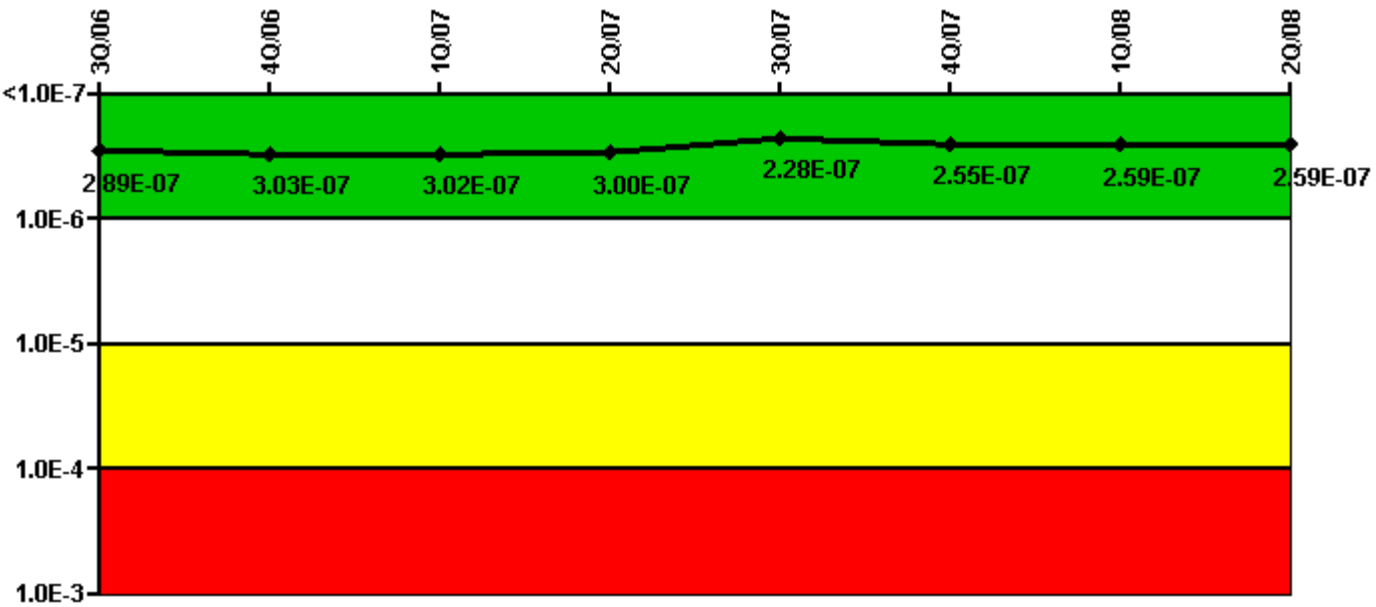
Thresholds: White > 1.00E-6 Yellow > 1.00E-5 Red > 1.00E-4

Notes

| Mitigating Systems Performance Index, High Pressure Injection System | 3Q/06 | 4Q/06 | 1Q/07 | 2Q/07 | 3Q/07 | 4Q/07 | 1Q/08 | 2Q/08 |
|--|-----------|-----------|-----------|-----------|-----------|-----------|-----------|-----------|
| UAI (Δ CDF) | -1.10E-08 | -8.50E-09 | -3.40E-09 | -9.40E-09 | -5.20E-09 | -6.00E-09 | -6.60E-09 | -6.20E-09 |
| URI (Δ CDF) | -5.80E-08 | -5.80E-08 | -5.80E-08 | -5.80E-08 | -2.10E-08 | -2.10E-08 | -2.10E-08 | -2.10E-08 |
| PLE | NO | NO | NO | NO | NO | NO | NO | NO |
| Indicator value | -6.90E-08 | -6.65E-08 | -6.14E-08 | -6.74E-08 | -2.62E-08 | -2.70E-08 | -2.76E-08 | -2.72E-08 |

Licensee Comments: none

Mitigating Systems Performance Index, Heat Removal System



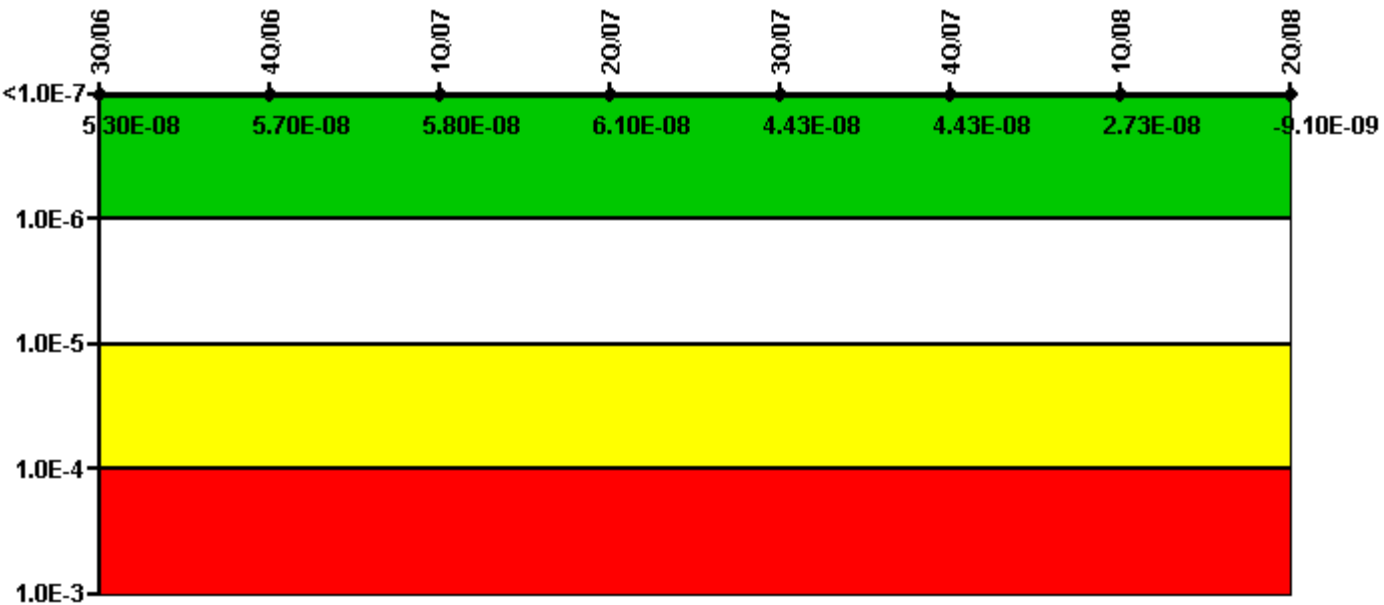
Thresholds: White > 1.00E-6 Yellow > 1.00E-5 Red > 1.00E-4

Notes

| Mitigating Systems Performance Index, Heat Removal System | 3Q/06 | 4Q/06 | 1Q/07 | 2Q/07 | 3Q/07 | 4Q/07 | 1Q/08 | 2Q/08 |
|---|-----------|----------|----------|-----------|-----------|----------|----------|----------|
| UAI (Δ CDF) | -9.90E-10 | 3.30E-09 | 1.60E-09 | -4.30E-10 | -2.10E-09 | 2.50E-08 | 2.90E-08 | 2.90E-08 |
| URI (Δ CDF) | 2.90E-07 | 3.00E-07 | 3.00E-07 | 3.00E-07 | 2.30E-07 | 2.30E-07 | 2.30E-07 | 2.30E-07 |
| PLE | NO | NO | NO | NO | NO | NO | NO | NO |
| Indicator value | 2.89E-07 | 3.03E-07 | 3.02E-07 | 3.00E-07 | 2.28E-07 | 2.55E-07 | 2.59E-07 | 2.59E-07 |

Licensee Comments: none

Mitigating Systems Performance Index, Residual Heat Removal System



Thresholds: White > 1.00E-6 Yellow > 1.00E-5 Red > 1.00E-4

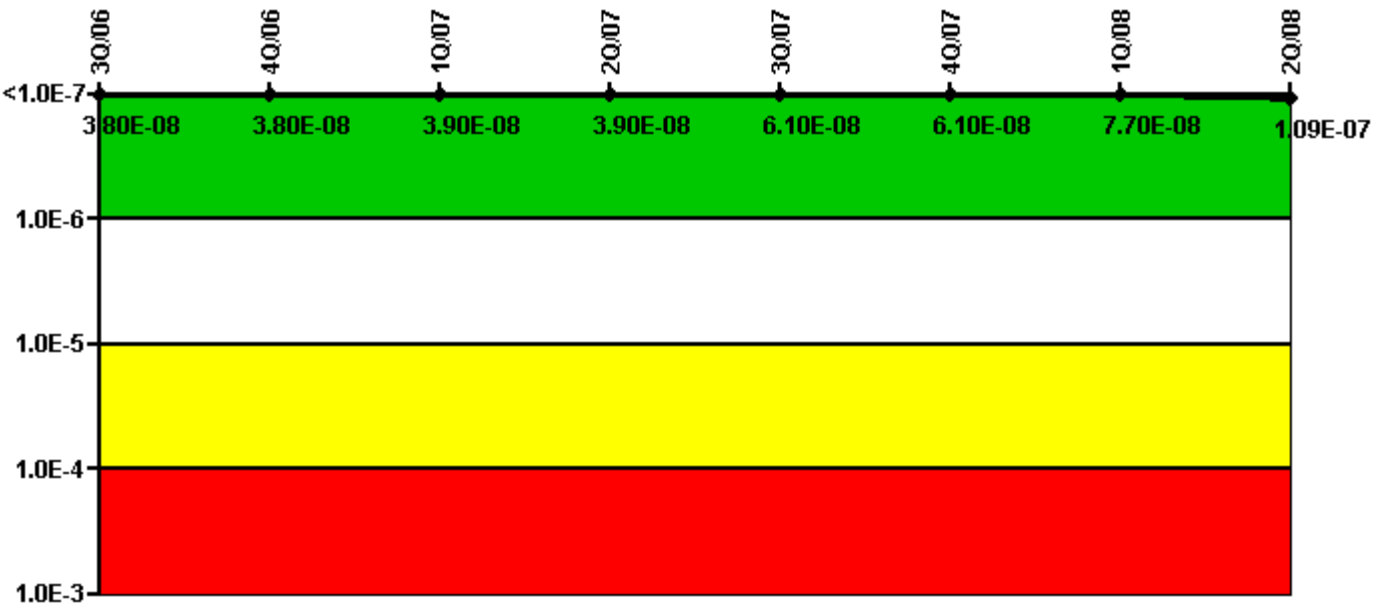
Notes

| Mitigating Systems Performance Index, Residual Heat Removal System | 3Q/06 | 4Q/06 | 1Q/07 | 2Q/07 | 3Q/07 | 4Q/07 | 1Q/08 | 2Q/08 |
|--|-----------|-----------|-----------|-----------|-----------|-----------|-----------|-----------|
| UAI (Δ CDF) | 6.20E-08 | 6.60E-08 | 6.70E-08 | 7.00E-08 | 5.10E-08 | 5.10E-08 | 3.40E-08 | -2.40E-09 |
| URI (Δ CDF) | -9.00E-09 | -9.00E-09 | -9.00E-09 | -9.00E-09 | -6.70E-09 | -6.70E-09 | -6.70E-09 | -6.70E-09 |
| PLE | NO | NO | NO | NO | NO | NO | NO | NO |
| Indicator value | 5.30E-08 | 5.70E-08 | 5.80E-08 | 6.10E-08 | 4.43E-08 | 4.43E-08 | 2.73E-08 | -9.10E-09 |

Licensee Comments:

2Q/08: Changed PRA Parameter(s). Planned Unavailability Baseline data changed per NEI 99-02, effective 2nd qtr 2008

Mitigating Systems Performance Index, Cooling Water Systems



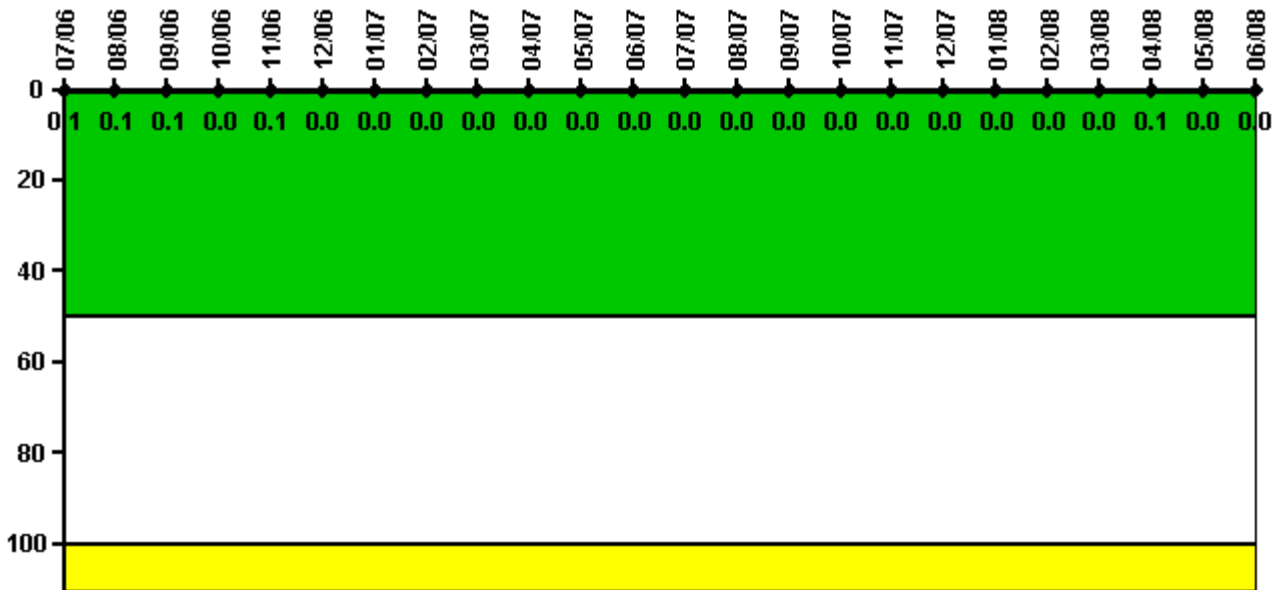
Thresholds: White > 1.00E-6 Yellow > 1.00E-5 Red > 1.00E-4

Notes

| Mitigating Systems Performance Index, Cooling Water Systems | 3Q/06 | 4Q/06 | 1Q/07 | 2Q/07 | 3Q/07 | 4Q/07 | 1Q/08 | 2Q/08 |
|---|----------|----------|----------|----------|----------|----------|----------|----------|
| UAI (Δ CDF) | 1.70E-08 | 1.70E-08 | 1.80E-08 | 1.80E-08 | 1.10E-08 | 1.10E-08 | 2.70E-08 | 5.90E-08 |
| URI (Δ CDF) | 2.10E-08 | 2.10E-08 | 2.10E-08 | 2.10E-08 | 5.00E-08 | 5.00E-08 | 5.00E-08 | 5.00E-08 |
| PLE | NO | NO | NO | NO | NO | NO | NO | NO |
| Indicator value | 3.80E-08 | 3.80E-08 | 3.90E-08 | 3.90E-08 | 6.10E-08 | 6.10E-08 | 7.70E-08 | 1.09E-07 |

Licensee Comments: none

Reactor Coolant System Activity



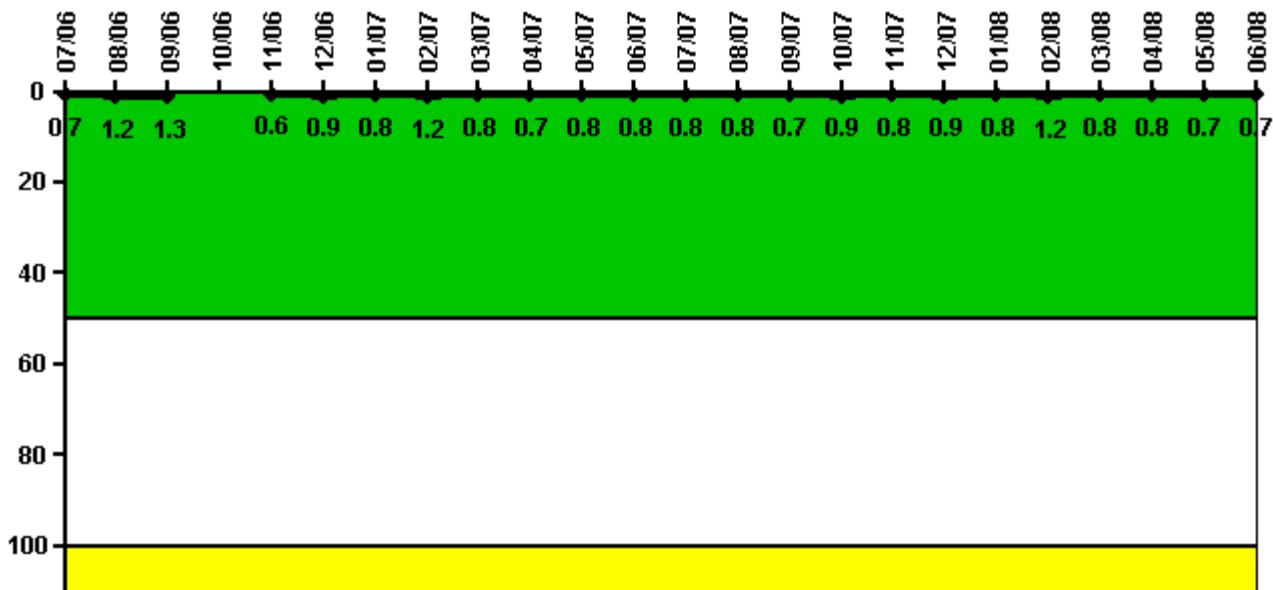
Thresholds: White > 50.0 Yellow > 100.0

Notes

| Reactor Coolant System Activity | 7/06 | 8/06 | 9/06 | 10/06 | 11/06 | 12/06 | 1/07 | 2/07 | 3/07 | 4/07 | 5/07 | 6/07 |
|---------------------------------|----------|----------|----------|----------|----------|----------|----------|----------|----------|----------|----------|----------|
| Maximum activity | 0.000175 | 0.000349 | 0.000179 | 0.000065 | 0.000239 | 0.000089 | 0.000095 | 0.000101 | 0.000106 | 0.000111 | 0.000140 | 0.000108 |
| Technical specification limit | 0.4 | 0.4 | 0.4 | 0.4 | 0.4 | 0.4 | 0.4 | 0.4 | 0.4 | 0.4 | 0.4 | 0.4 |
| Indicator value | 0.1 | 0.1 | 0.1 | 0 | 0.1 | 0 | 0 | 0 | 0 | 0 | 0 | 0 |
| Reactor Coolant System Activity | 7/07 | 8/07 | 9/07 | 10/07 | 11/07 | 12/07 | 1/08 | 2/08 | 3/08 | 4/08 | 5/08 | 6/08 |
| Maximum activity | 0.000142 | 0.000137 | 0.000138 | 0.000155 | 0.000149 | 0.000153 | 0.000156 | 0.000167 | 0.000168 | 0.000299 | 0.000067 | 0.000083 |
| Technical specification limit | 0.4 | 0.4 | 0.4 | 0.4 | 0.4 | 0.4 | 0.4 | 0.4 | 0.4 | 0.4 | 0.4 | 0.4 |
| Indicator value | 0 | 0 | 0 | 0 | 0 | 0 | 0 | 0 | 0 | 0.1 | 0 | 0 |

Licensee Comments: none

Reactor Coolant System Leakage



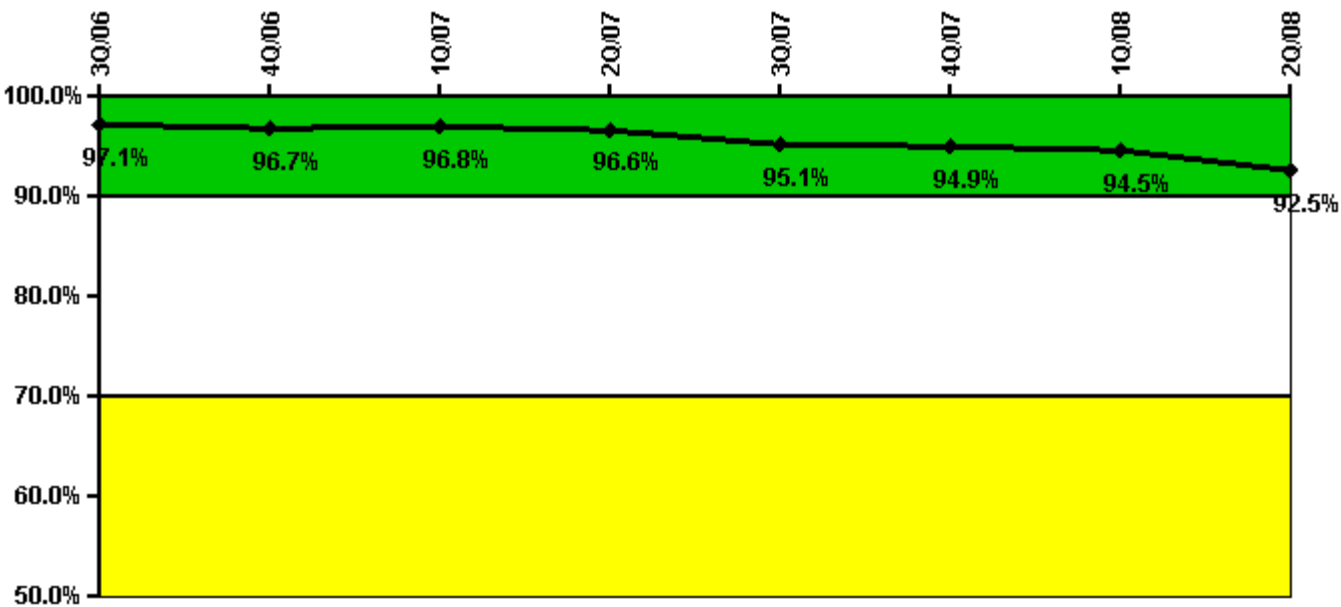
Thresholds: White > 50.0 Yellow > 100.0

Notes

| | | | | | | | | | | | | |
|---------------------------------------|-------------|-------------|-------------|--------------|--------------|--------------|-------------|-------------|-------------|-------------|-------------|-------------|
| Reactor Coolant System Leakage | 7/06 | 8/06 | 9/06 | 10/06 | 11/06 | 12/06 | 1/07 | 2/07 | 3/07 | 4/07 | 5/07 | 6/07 |
| Maximum leakage | 0.071 | 0.123 | 0.133 | N/A | 0.060 | 0.090 | 0.080 | 0.120 | 0.080 | 0.070 | 0.080 | 0.080 |
| Technical specification limit | 10.0 | 10.0 | 10.0 | 10.0 | 10.0 | 10.0 | 10.0 | 10.0 | 10.0 | 10.0 | 10.0 | 10.0 |
| Indicator value | 0.7 | 1.2 | 1.3 | N/A | 0.6 | 0.9 | 0.8 | 1.2 | 0.8 | 0.7 | 0.8 | 0.8 |
| Reactor Coolant System Leakage | 7/07 | 8/07 | 9/07 | 10/07 | 11/07 | 12/07 | 1/08 | 2/08 | 3/08 | 4/08 | 5/08 | 6/08 |
| Maximum leakage | 0.080 | 0.080 | 0.070 | 0.090 | 0.080 | 0.090 | 0.080 | 0.120 | 0.080 | 0.080 | 0.070 | 0.070 |
| Technical specification limit | 10.0 | 10.0 | 10.0 | 10.0 | 10.0 | 10.0 | 10.0 | 10.0 | 10.0 | 10.0 | 10.0 | 10.0 |
| Indicator value | 0.8 | 0.8 | 0.7 | 0.9 | 0.8 | 0.9 | 0.8 | 1.2 | 0.8 | 0.8 | 0.7 | 0.7 |

Licensee Comments: none

Drill/Exercise Performance



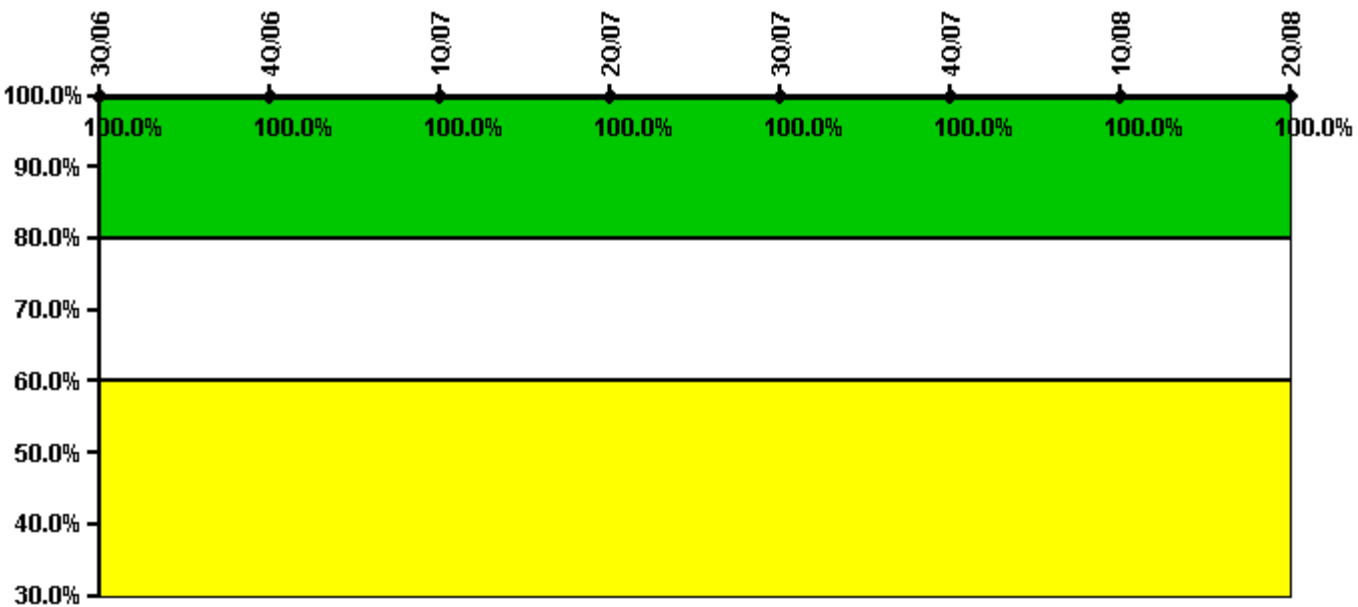
Thresholds: White < 90.0% Yellow < 70.0%

Notes

| Drill/Exercise Performance | 3Q/06 | 4Q/06 | 1Q/07 | 2Q/07 | 3Q/07 | 4Q/07 | 1Q/08 | 2Q/08 |
|----------------------------|-------|-------|-------|-------|-------|-------|-------|-------|
| Successful opportunities | 30.0 | 31.0 | 15.0 | 26.0 | 16.0 | 22.0 | 15.0 | 30.0 |
| Total opportunities | 34.0 | 33.0 | 16.0 | 27.0 | 16.0 | 23.0 | 17.0 | 34.0 |
| | | | | | | | | |
| Indicator value | 97.1% | 96.7% | 96.8% | 96.6% | 95.1% | 94.9% | 94.5% | 92.5% |

Licensee Comments: none

ERO Drill Participation



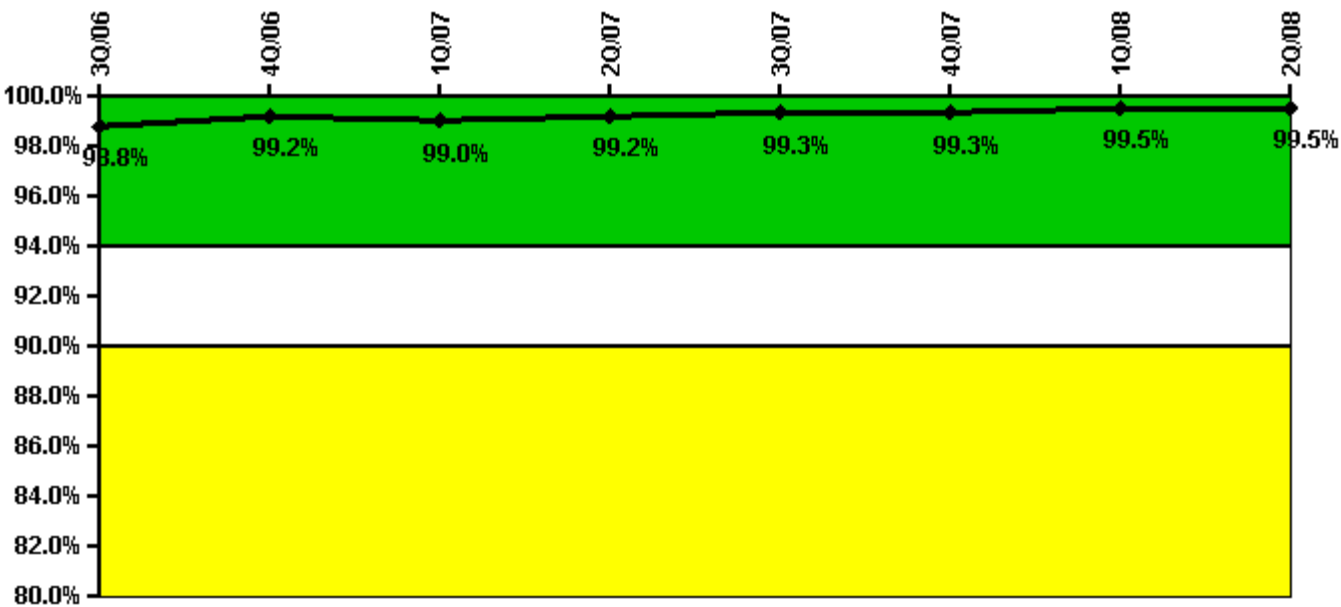
Thresholds: White < 80.0% Yellow < 60.0%

Notes

| ERO Drill Participation | 3Q/06 | 4Q/06 | 1Q/07 | 2Q/07 | 3Q/07 | 4Q/07 | 1Q/08 | 2Q/08 |
|-----------------------------|--------|--------|--------|--------|--------|--------|--------|--------|
| Participating Key personnel | 124.0 | 123.0 | 124.0 | 122.0 | 120.0 | 122.0 | 131.0 | 131.0 |
| Total Key personnel | 124.0 | 123.0 | 124.0 | 122.0 | 120.0 | 122.0 | 131.0 | 131.0 |
| | | | | | | | | |
| Indicator value | 100.0% | 100.0% | 100.0% | 100.0% | 100.0% | 100.0% | 100.0% | 100.0% |

Licensee Comments: none

Alert & Notification System



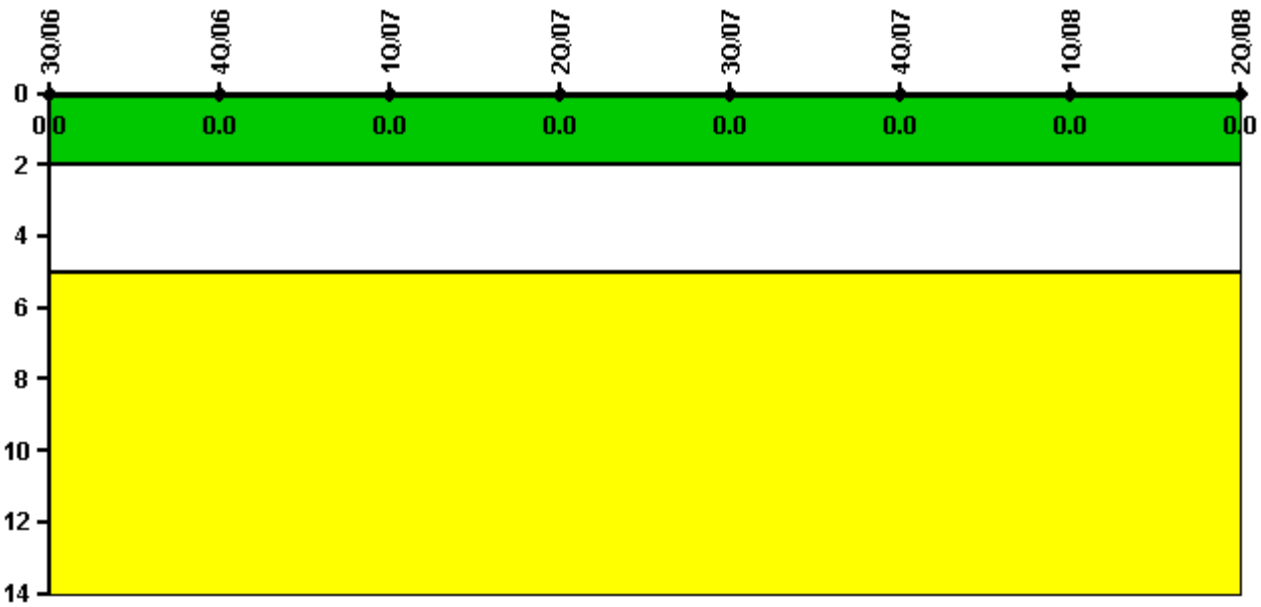
Thresholds: White < 94.0% Yellow < 90.0%

Notes

| Alert & Notification System | 3Q/06 | 4Q/06 | 1Q/07 | 2Q/07 | 3Q/07 | 4Q/07 | 1Q/08 | 2Q/08 |
|-----------------------------|-------|-------|-------|-------|-------|-------|-------|-------|
| Successful siren-tests | 234 | 119 | 118 | 119 | 235 | 119 | 119 | 119 |
| Total sirens-tests | 238 | 119 | 119 | 119 | 238 | 119 | 119 | 119 |
| | | | | | | | | |
| Indicator value | 98.8% | 99.2% | 99.0% | 99.2% | 99.3% | 99.3% | 99.5% | 99.5% |

Licensee Comments: none

Occupational Exposure Control Effectiveness



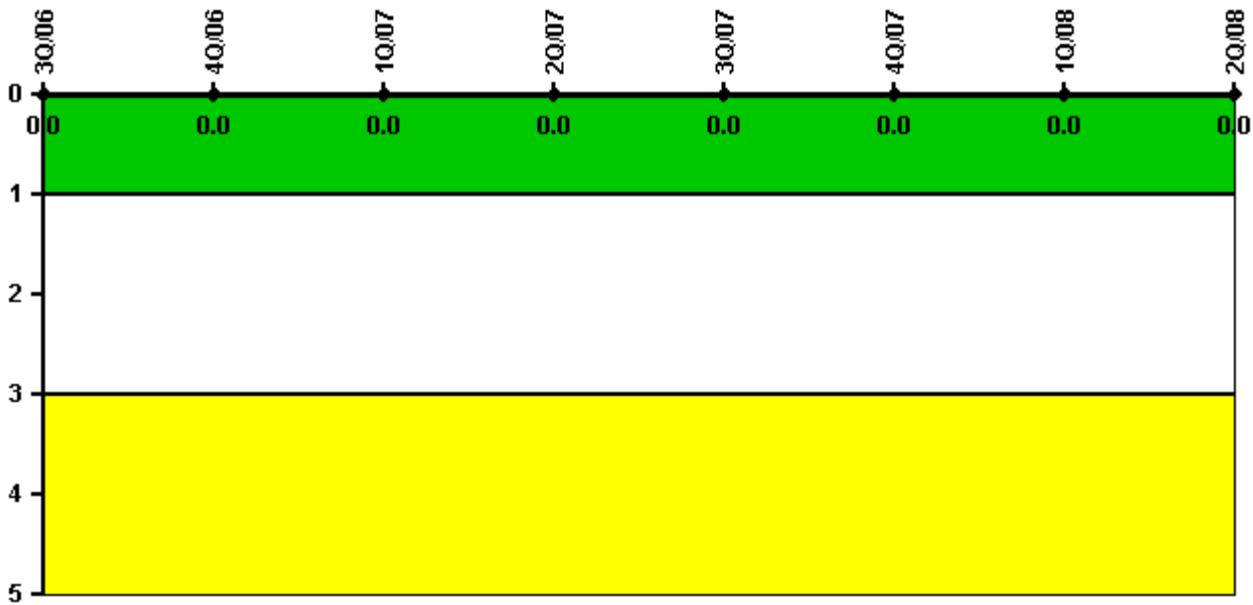
Thresholds: White > 2.0 Yellow > 5.0

Notes

| Occupational Exposure Control Effectiveness | 3Q/06 | 4Q/06 | 1Q/07 | 2Q/07 | 3Q/07 | 4Q/07 | 1Q/08 | 2Q/08 |
|---|-------|-------|-------|-------|-------|-------|-------|-------|
| High radiation area occurrences | 0 | 0 | 0 | 0 | 0 | 0 | 0 | 0 |
| Very high radiation area occurrences | 0 | 0 | 0 | 0 | 0 | 0 | 0 | 0 |
| Unintended exposure occurrences | 0 | 0 | 0 | 0 | 0 | 0 | 0 | 0 |
| Indicator value | 0 | 0 | 0 | 0 | 0 | 0 | 0 | 0 |

Licensee Comments: none

RETS/ODCM Radiological Effluent



Thresholds: White > 1.0 Yellow > 3.0

Notes

| RETS/ODCM Radiological Effluent | 3Q/06 | 4Q/06 | 1Q/07 | 2Q/07 | 3Q/07 | 4Q/07 | 1Q/08 | 2Q/08 |
|---------------------------------|-------|-------|-------|-------|-------|-------|-------|-------|
| RETS/ODCM occurrences | 0 | 0 | 0 | 0 | 0 | 0 | 0 | 0 |
| Indicator value | 0 | 0 | 0 | 0 | 0 | 0 | 0 | 0 |

Licensee Comments: none

[Physical Protection](#) information not publicly available.

▲ [Action Matrix Summary](#) | [Inspection Findings Summary](#) | [PI Summary](#) | [Reactor Oversight Process](#)

Last Modified: August 4, 2008