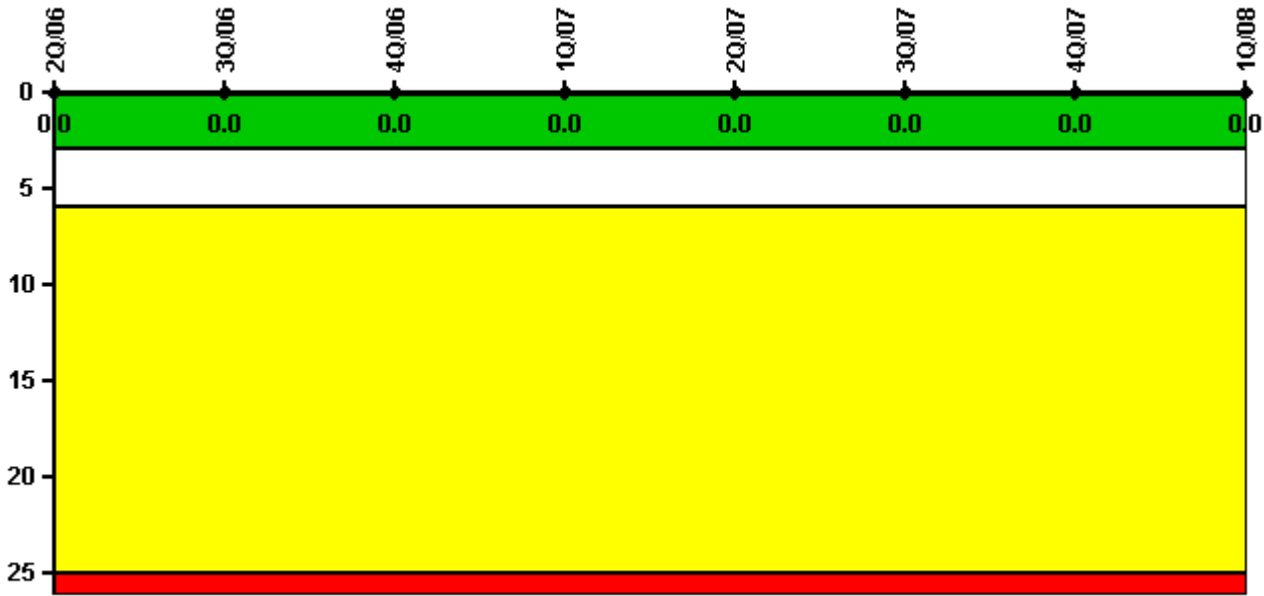


La Salle 2

1Q/2008 Performance Indicators

Licensee's General Comments: none

Unplanned Scrams per 7000 Critical Hrs



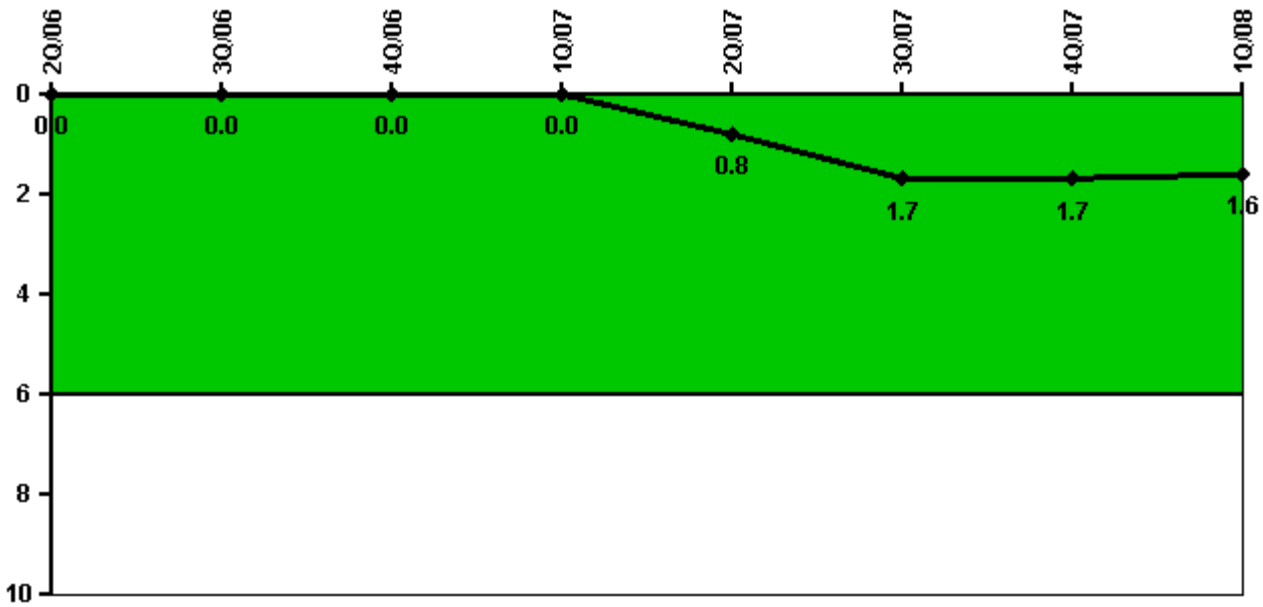
Thresholds: White > 3.0 Yellow > 6.0 Red > 25.0

Notes

Unplanned Scrams per 7000 Critical Hrs	2Q/06	3Q/06	4Q/06	1Q/07	2Q/07	3Q/07	4Q/07	1Q/08
Unplanned scrams	0	0	0	0	0	0	0	0
Critical hours	2183.0	2208.0	2209.0	1718.9	2184.0	2208.0	2209.0	2183.0
Indicator value	0	0	0	0	0	0	0	0

Licensee Comments: none

Unplanned Power Changes per 7000 Critical Hrs



Thresholds: White > 6.0

Notes

Unplanned Power Changes per 7000 Critical Hrs	2Q/06	3Q/06	4Q/06	1Q/07	2Q/07	3Q/07	4Q/07	1Q/08
Unplanned power changes	0	0	0	0	1.0	1.0	0	0
Critical hours	2183.0	2208.0	2209.0	1718.9	2184.0	2208.0	2209.0	2183.0
Indicator value	0	0	0	0	0.8	1.7	1.7	1.6

Licensee Comments: none

Unplanned Scrams with Complications



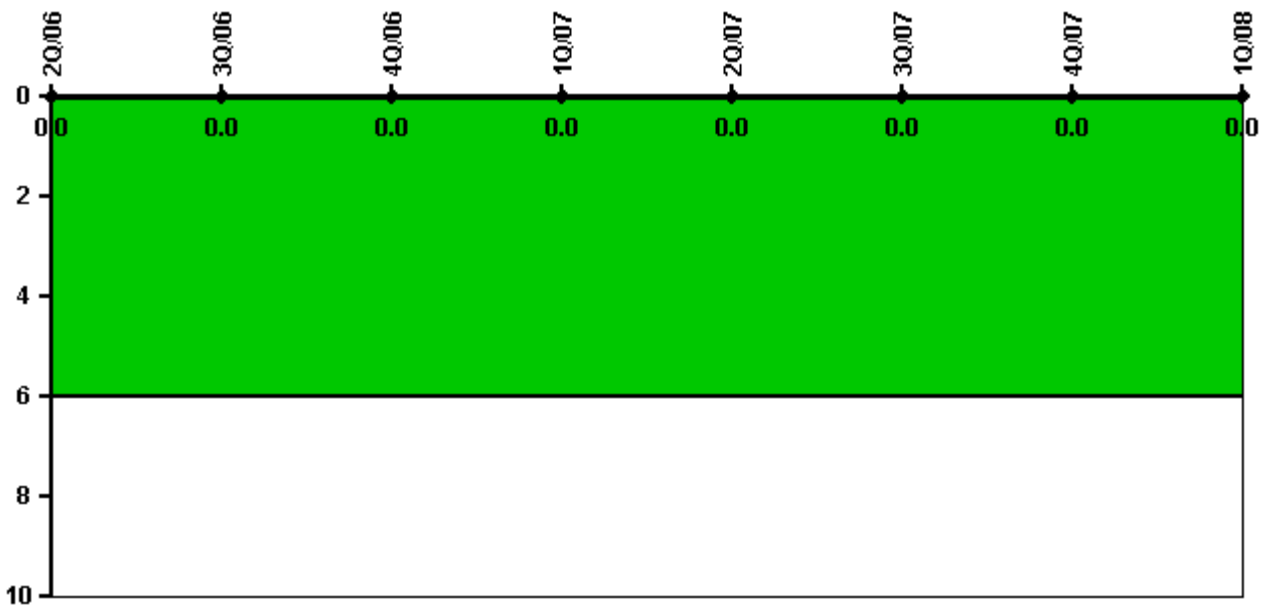
Thresholds: White > 1.0

Notes

Unplanned Scrams with Complications	2Q/06	3Q/06	4Q/06	1Q/07	2Q/07	3Q/07	4Q/07	1Q/08
Scrams with complications			0	0	0	0	0	0
Indicator value						0.0	0.0	0.0

Licensee Comments: none

Safety System Functional Failures (BWR)




Thresholds: White > 6.0

Notes

Safety System Functional Failures (BWR)	2Q/06	3Q/06	4Q/06	1Q/07	2Q/07	3Q/07	4Q/07	1Q/08
Safety System Functional Failures	0	0	0	0	0	0	0	0
Indicator value	0	0	0	0	0	0	0	0

Licensee Comments: none

Mitigating Systems Performance Index, Emergency AC Power System



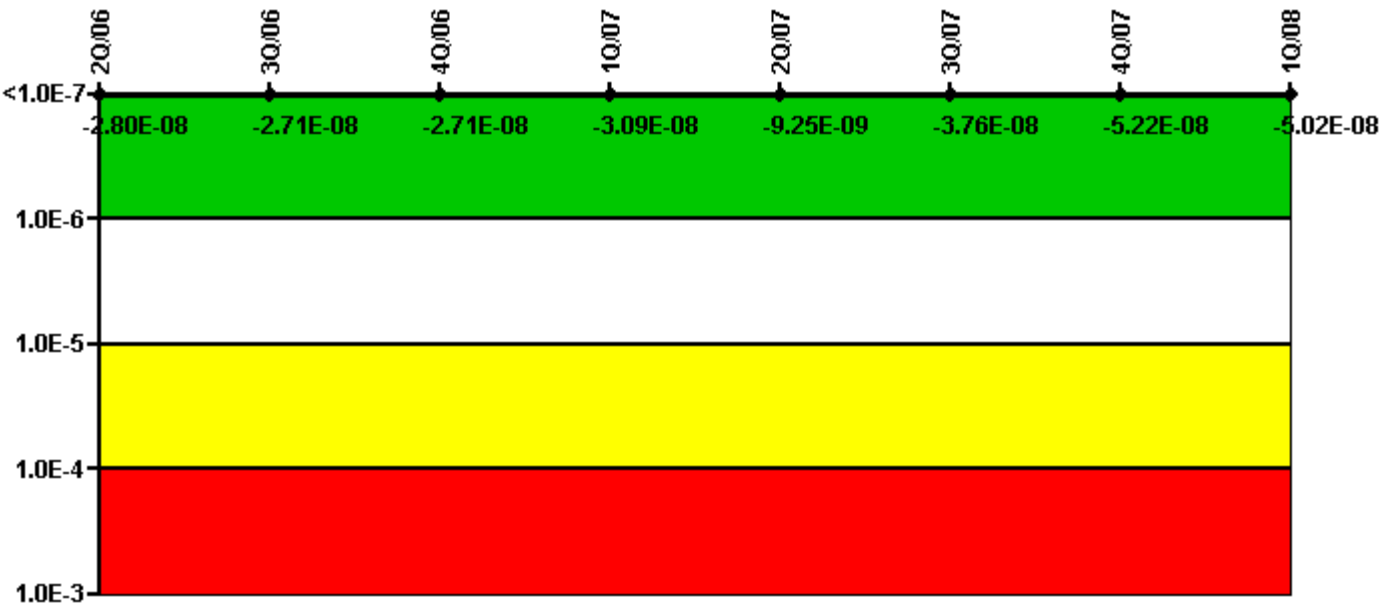
Thresholds: White > 1.00E-6 Yellow > 1.00E-5 Red > 1.00E-4

Notes

Mitigating Systems Performance Index, Emergency AC Power System	2Q/06	3Q/06	4Q/06	1Q/07	2Q/07	3Q/07	4Q/07	1Q/08
UAI (Δ CDF)	-1.30E-08	-1.30E-08	-1.30E-08	-1.30E-08	-2.60E-09	-2.40E-09	-9.00E-09	-9.30E-09
URI (Δ CDF)	-9.70E-08	-9.70E-08	-9.60E-08	-9.80E-08	-2.60E-08	8.50E-08	2.30E-07	2.30E-07
PLE	NO	NO	NO	NO	NO	NO	NO	NO
Indicator value	-1.10E-07	-1.10E-07	-1.09E-07	-1.11E-07	-2.86E-08	8.26E-08	2.21E-07	2.21E-07

Licensee Comments: none

Mitigating Systems Performance Index, High Pressure Injection System



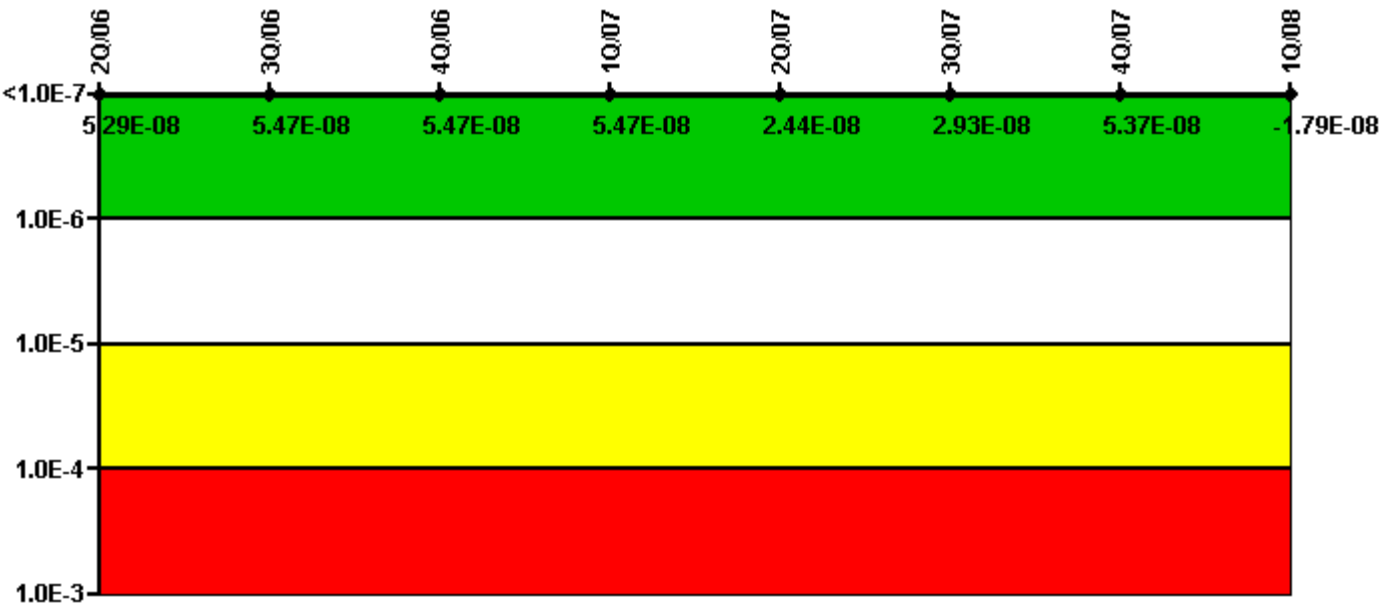
Thresholds: White > 1.00E-6 Yellow > 1.00E-5 Red > 1.00E-4

Notes

Mitigating Systems Performance Index, High Pressure Injection System	2Q/06	3Q/06	4Q/06	1Q/07	2Q/07	3Q/07	4Q/07	1Q/08
UAI (Δ CDF)	-1.00E-09	-1.10E-09	-1.10E-09	-8.80E-10	-2.50E-10	-4.60E-09	-8.20E-09	-8.20E-09
URI (Δ CDF)	-2.70E-08	-2.60E-08	-2.60E-08	-3.00E-08	-9.00E-09	-3.30E-08	-4.40E-08	-4.20E-08
PLE	NO	NO	NO	NO	NO	NO	NO	NO
Indicator value	-2.80E-08	-2.71E-08	-2.71E-08	-3.09E-08	-9.25E-09	-3.76E-08	-5.22E-08	-5.02E-08

Licensee Comments: none

Mitigating Systems Performance Index, Heat Removal System



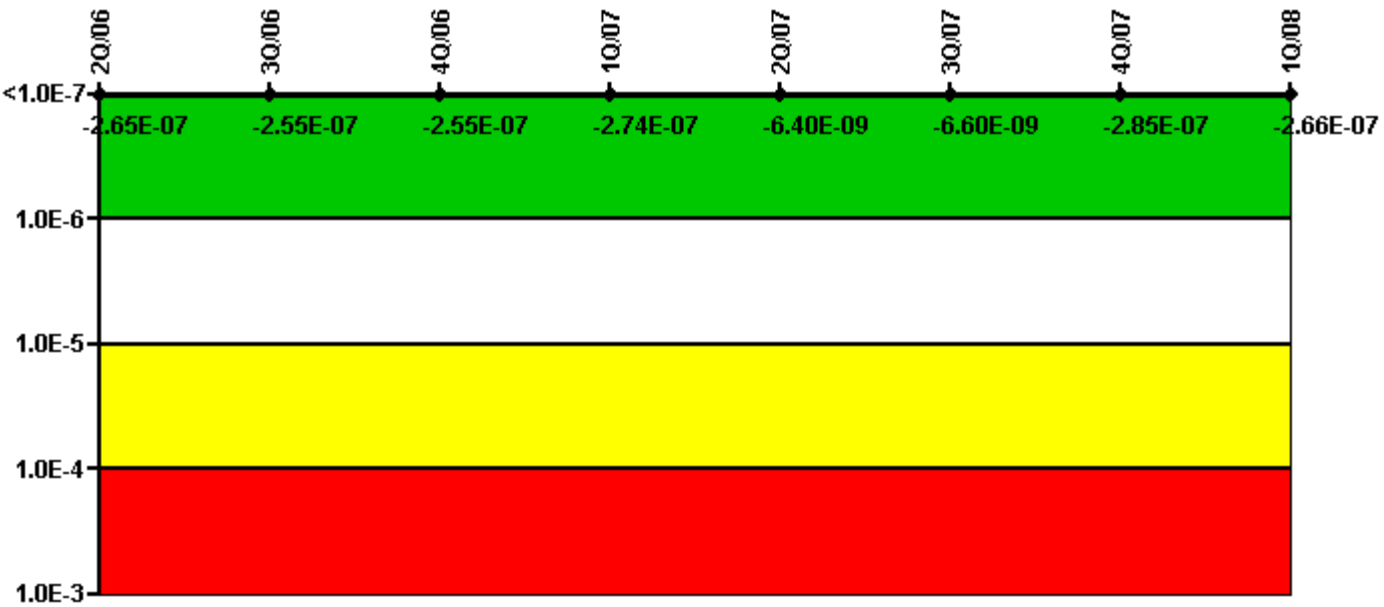
Thresholds: White > 1.00E-6 Yellow > 1.00E-5 Red > 1.00E-4

Notes

Mitigating Systems Performance Index, Heat Removal System	2Q/06	3Q/06	4Q/06	1Q/07	2Q/07	3Q/07	4Q/07	1Q/08
UAI (Δ CDF)	8.50E-10	7.40E-10	7.40E-10	-1.30E-09	-5.80E-10	-6.70E-10	-1.30E-09	-2.90E-09
URI (Δ CDF)	5.20E-08	5.40E-08	5.40E-08	5.60E-08	2.50E-08	3.00E-08	5.50E-08	-1.50E-08
PLE	NO	NO	NO	NO	NO	NO	NO	NO
Indicator value	5.29E-08	5.47E-08	5.47E-08	5.47E-08	2.44E-08	2.93E-08	5.37E-08	-1.79E-08

Licensee Comments: none

Mitigating Systems Performance Index, Residual Heat Removal System




Thresholds: White > 1.00E-6 Yellow > 1.00E-5 Red > 1.00E-4

Notes

Mitigating Systems Performance Index, Residual Heat Removal System	2Q/06	3Q/06	4Q/06	1Q/07	2Q/07	3Q/07	4Q/07	1Q/08
UAI (Δ CDF)	-9.50E-08	-9.50E-08	-9.50E-08	-9.40E-08	-1.90E-09	-1.90E-09	-9.50E-08	-9.60E-08
URI (Δ CDF)	-1.70E-07	-1.60E-07	-1.60E-07	-1.80E-07	-4.50E-09	-4.70E-09	-1.90E-07	-1.70E-07
PLE	NO	NO	NO	NO	NO	NO	NO	NO
Indicator value	-2.65E-07	-2.55E-07	-2.55E-07	-2.74E-07	-6.40E-09	-6.60E-09	-2.85E-07	-2.66E-07

Licensee Comments: none

Mitigating Systems Performance Index, Cooling Water Systems



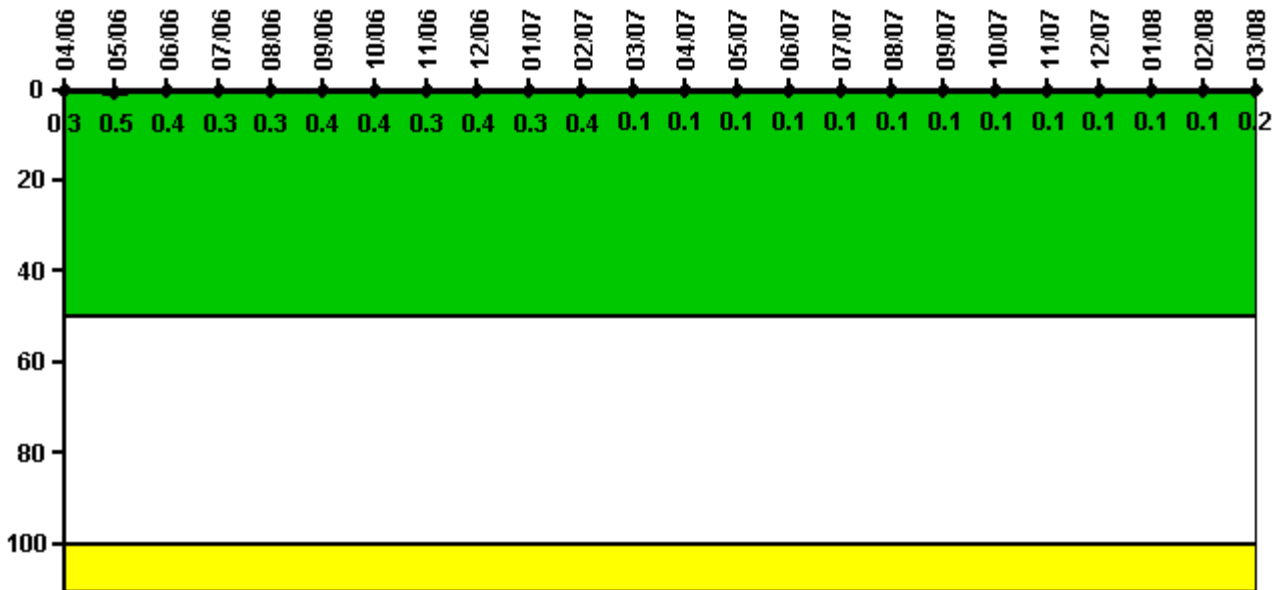
Thresholds: White > 1.00E-6 Yellow > 1.00E-5 Red > 1.00E-4

Notes

Mitigating Systems Performance Index, Cooling Water Systems	2Q/06	3Q/06	4Q/06	1Q/07	2Q/07	3Q/07	4Q/07	1Q/08
UAI (Δ CDF)	2.40E-08	2.40E-08	2.40E-08	2.50E-08	6.20E-10	6.60E-10	4.80E-08	3.60E-08
URI (Δ CDF)	-2.90E-07	-2.80E-07	-2.80E-07	-2.90E-07	-2.40E-08	-2.90E-08	-2.80E-07	-2.70E-07
PLE	NO	NO	NO	NO	NO	NO	NO	NO
Indicator value	-2.66E-07	-2.56E-07	-2.56E-07	-2.65E-07	-2.34E-08	-2.83E-08	-2.32E-07	-2.34E-07

Licensee Comments: none

Reactor Coolant System Activity



Thresholds: White > 50.0 Yellow > 100.0

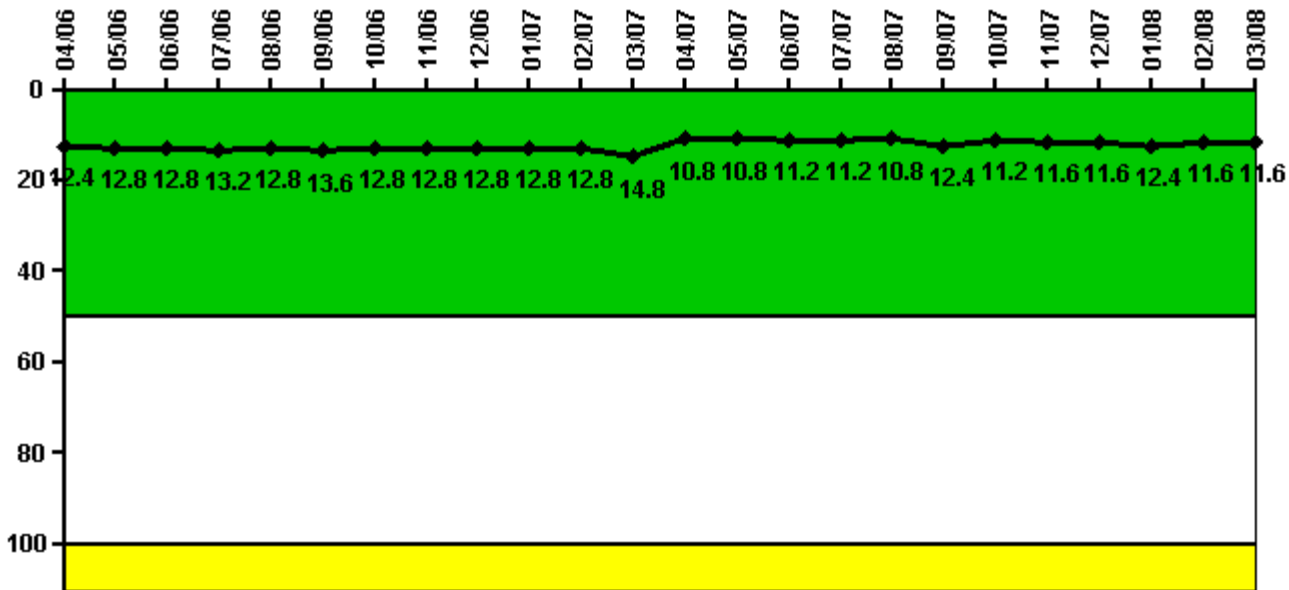
Notes

Reactor Coolant System Activity	4/06	5/06	6/06	7/06	8/06	9/06	10/06	11/06	12/06	1/07	2/07	3/07
Maximum activity	0.000686	0.000939	0.000796	0.000563	0.000657	0.000772	0.000715	0.000594	0.000828	0.000624	0.000704	0.000277
Technical specification limit	0.2	0.2	0.2	0.2	0.2	0.2	0.2	0.2	0.2	0.2	0.2	0.2
Indicator value	0.3	0.5	0.4	0.3	0.3	0.4	0.4	0.3	0.4	0.3	0.4	0.1

Reactor Coolant System Activity	4/07	5/07	6/07	7/07	8/07	9/07	10/07	11/07	12/07	1/08	2/08	3/08
Maximum activity	0.000281	0.000236	0.000195	0.000197	0.000165	0.000172	0.000161	0.000159	0.000181	0.000213	0.000245	0.000300
Technical specification limit	0.2	0.2	0.2	0.2	0.2	0.2	0.2	0.2	0.2	0.2	0.2	0.2
Indicator value	0.1	0.1	0.1	0.1	0.1	0.1	0.1	0.1	0.1	0.1	0.1	0.2

Licensee Comments: none

Reactor Coolant System Leakage



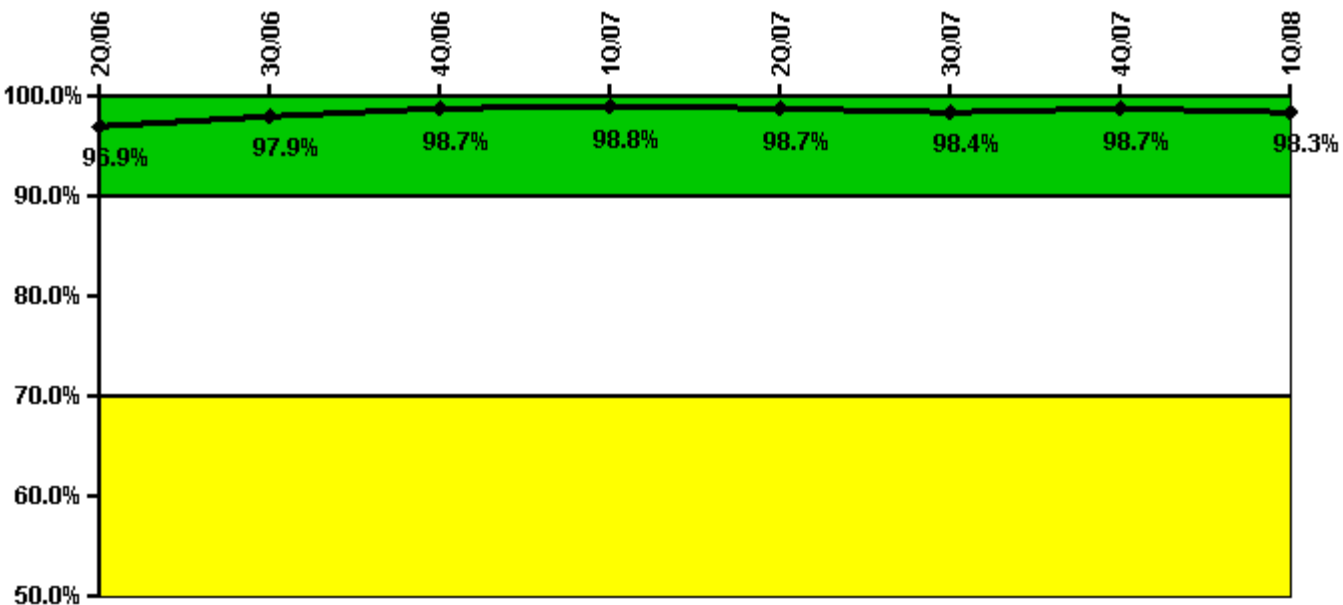
Thresholds: White > 50.0 Yellow > 100.0

Notes

Reactor Coolant System Leakage	4/06	5/06	6/06	7/06	8/06	9/06	10/06	11/06	12/06	1/07	2/07	3/07
Maximum leakage	3.100	3.200	3.200	3.300	3.200	3.400	3.200	3.200	3.200	3.200	3.200	3.700
Technical specification limit	25.0	25.0	25.0	25.0	25.0	25.0	25.0	25.0	25.0	25.0	25.0	25.0
Indicator value	12.4	12.8	12.8	13.2	12.8	13.6	12.8	12.8	12.8	12.8	12.8	14.8
Reactor Coolant System Leakage	4/07	5/07	6/07	7/07	8/07	9/07	10/07	11/07	12/07	1/08	2/08	3/08
Maximum leakage	2.700	2.700	2.800	2.800	2.700	3.100	2.800	2.900	2.900	3.100	2.900	2.900
Technical specification limit	25.0	25.0	25.0	25.0	25.0	25.0	25.0	25.0	25.0	25.0	25.0	25.0
Indicator value	10.8	10.8	11.2	11.2	10.8	12.4	11.2	11.6	11.6	12.4	11.6	11.6

Licensee Comments: none

Drill/Exercise Performance



Thresholds: White < 90.0% Yellow < 70.0%

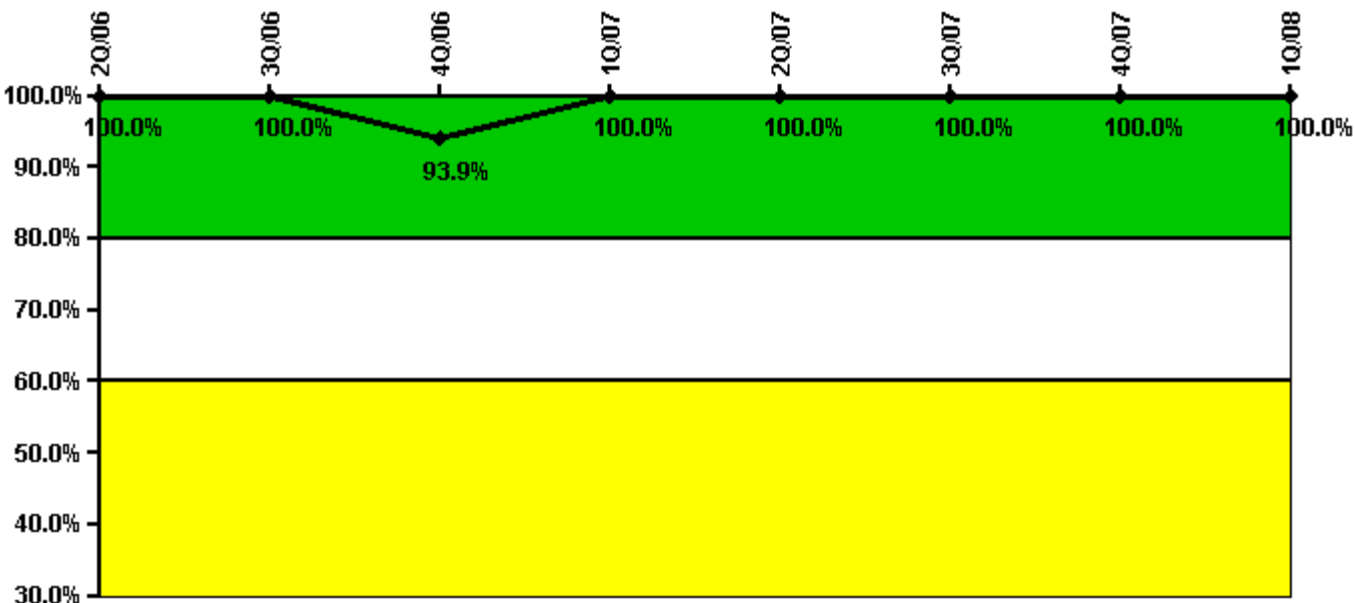
Notes

Drill/Exercise Performance	2Q/06	3Q/06	4Q/06	1Q/07	2Q/07	3Q/07	4Q/07	1Q/08
Successful opportunities	41.0	30.0	42.0	26.0	28.0	66.0	50.0	7.0
Total opportunities	42.0	30.0	43.0	26.0	28.0	68.0	50.0	8.0
Indicator value	96.9%	97.9%	98.7%	98.8%	98.7%	98.4%	98.7%	98.3%

Licensee Comments:

3Q/07: An internal audit identified that an opportunity had been counted in the August 2007 data that had not been properly evaluated. This decreased the number of total drill, exercise and event opportunities from 53 to 52. This error had no impact on the Performance Indicator color, and has been entered into the plant's corrective action program.

ERO Drill Participation



Thresholds: White < 80.0% Yellow < 60.0%

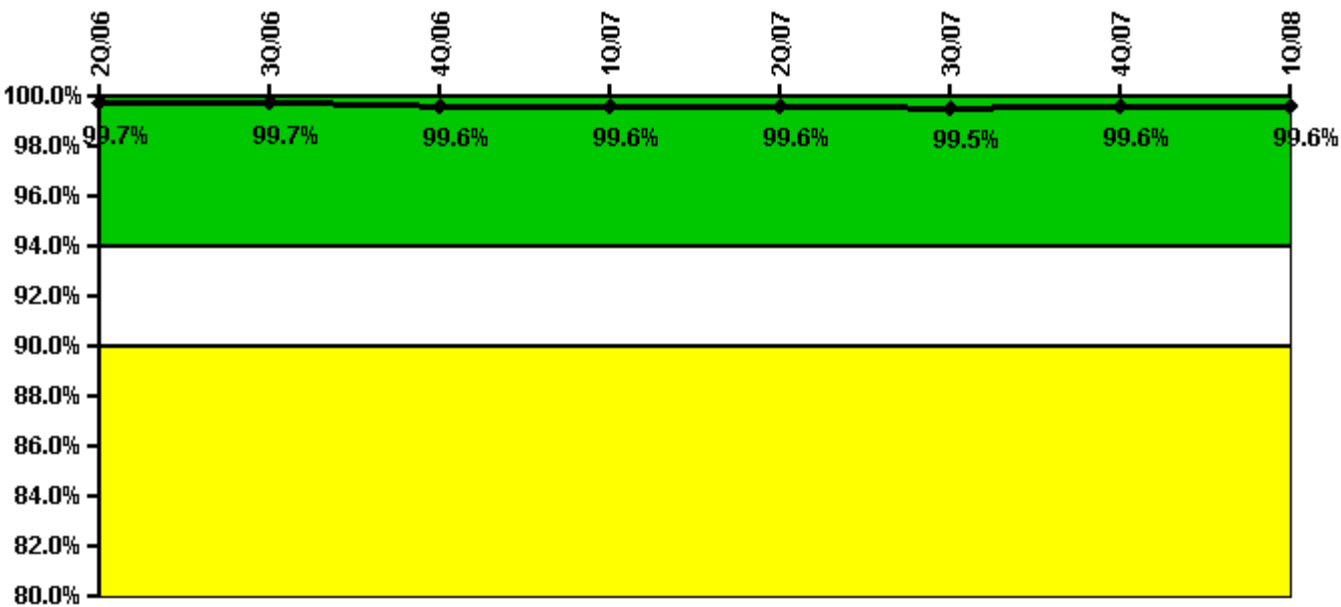
Notes

ERO Drill Participation	2Q/06	3Q/06	4Q/06	1Q/07	2Q/07	3Q/07	4Q/07	1Q/08
Participating Key personnel	63.0	60.0	62.0	62.0	65.0	68.0	65.0	63.0
Total Key personnel	63.0	60.0	66.0	62.0	65.0	68.0	65.0	63.0
Indicator value	100.0%	100.0%	93.9%	100.0%	100.0%	100.0%	100.0%	100.0%

Licensee Comments:

4Q/07: An internal audit identified that a qualified TSC Director with valid participation had inadvertently not been counted in the November 2007 data. This increased the number of total and participating key personnel from 64 to 65. This error had no impact on the Performance Indicator color, and has been entered into the plant's corrective action program.

Alert & Notification System



Thresholds: White < 94.0% Yellow < 90.0%

Notes

Alert & Notification System	2Q/06	3Q/06	4Q/06	1Q/07	2Q/07	3Q/07	4Q/07	1Q/08
Successful siren-tests	3191	3189	3131	3188	3188	3182	3191	3191
Total sirens-tests	3200	3200	3150	3197	3200	3200	3200	3200
Indicator value	99.7%	99.7%	99.6%	99.6%	99.6%	99.5%	99.6%	99.6%

Licensee Comments: none

Occupational Exposure Control Effectiveness



Thresholds: White > 2.0 Yellow > 5.0

Notes

Occupational Exposure Control Effectiveness	2Q/06	3Q/06	4Q/06	1Q/07	2Q/07	3Q/07	4Q/07	1Q/08
High radiation area occurrences	0	0	0	0	0	0	0	0
Very high radiation area occurrences	0	0	0	0	0	0	0	0
Unintended exposure occurrences	0	0	0	0	0	0	0	0
Indicator value	0	0	0	0	0	0	0	0

Licensee Comments: none

RETS/ODCM Radiological Effluent



Thresholds: White > 1.0 Yellow > 3.0

Notes

RETS/ODCM Radiological Effluent	2Q/06	3Q/06	4Q/06	1Q/07	2Q/07	3Q/07	4Q/07	1Q/08
RETS/ODCM occurrences	0	0	0	0	0	0	0	0
Indicator value	0	0	0	0	0	0	0	0

Licensee Comments: none

[Physical Protection](#) information not publicly available.

▲ [Action Matrix Summary](#) | [Inspection Findings Summary](#) | [PI Summary](#) | [Reactor Oversight Process](#)

Last Modified: April 30, 2008