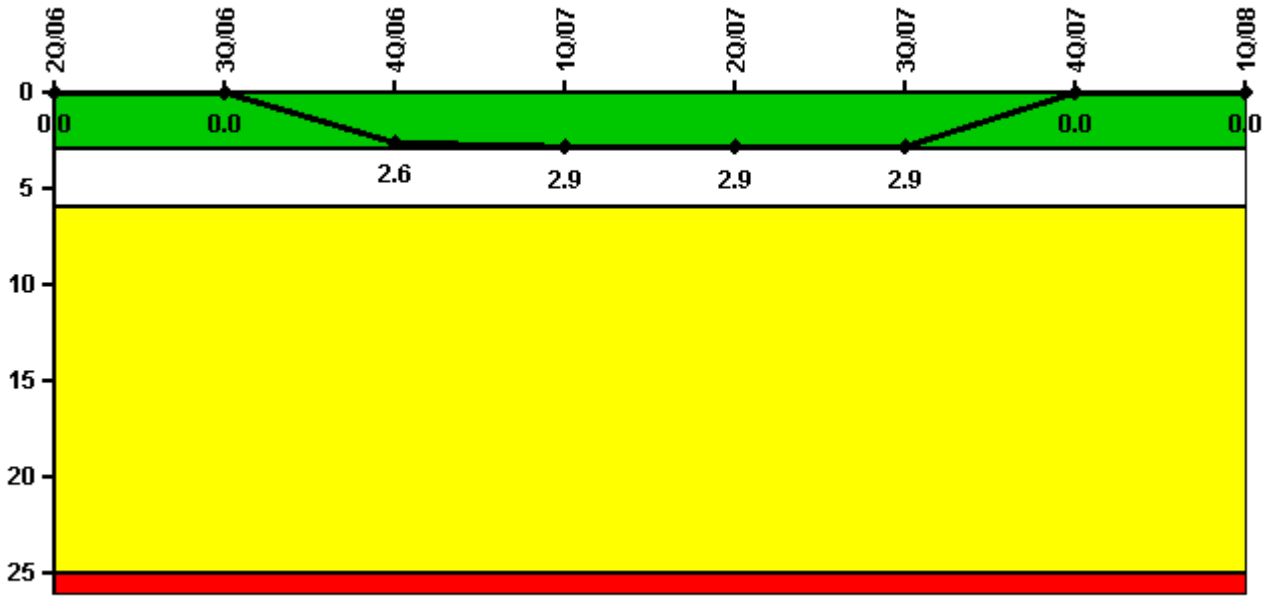


# Brunswick 2

## 1Q/2008 Performance Indicators

Licensee's General Comments: none

### Unplanned Scrams per 7000 Critical Hrs



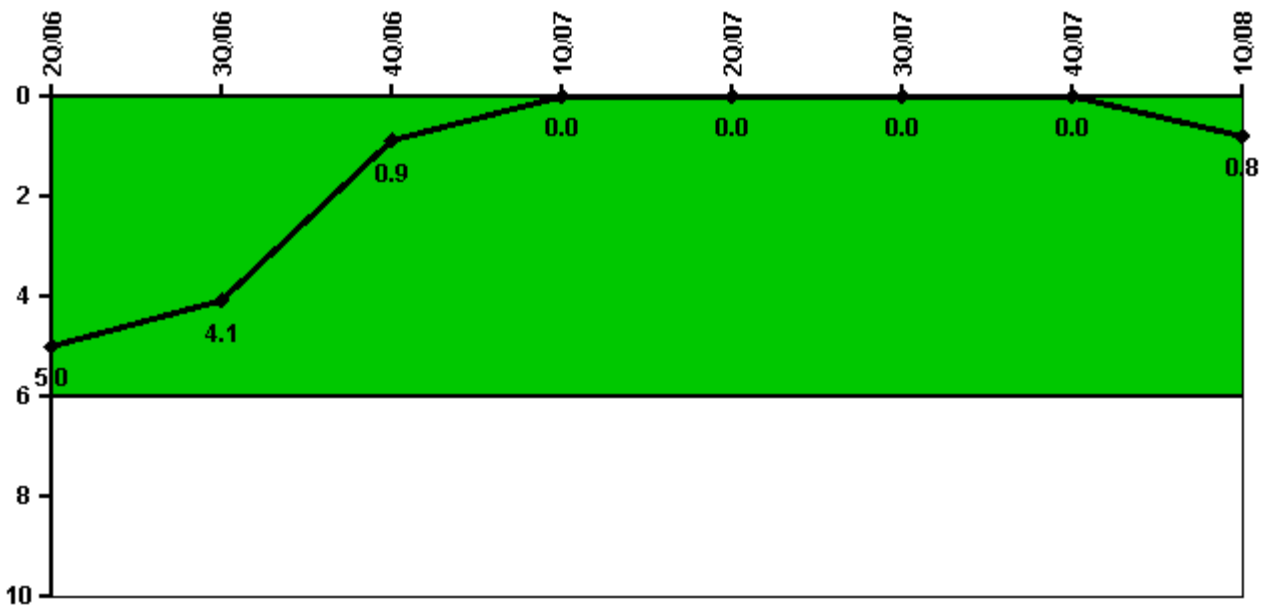
Thresholds: White > 3.0 Yellow > 6.0 Red > 25.0

### Notes

Unplanned Scrams per 7000 Critical Hrs	2Q/06	3Q/06	4Q/06	1Q/07	2Q/07	3Q/07	4Q/07	1Q/08
Unplanned scrams	0	0	3.0	0	0	0	0	0
Critical hours	1967.0	2208.0	1723.8	1464.1	1823.9	2208.0	2209.0	2183.0
Indicator value	0	0	2.6	2.9	2.9	2.9	0	0

Licensee Comments: none

## Unplanned Power Changes per 7000 Critical Hrs



Thresholds: White > 6.0

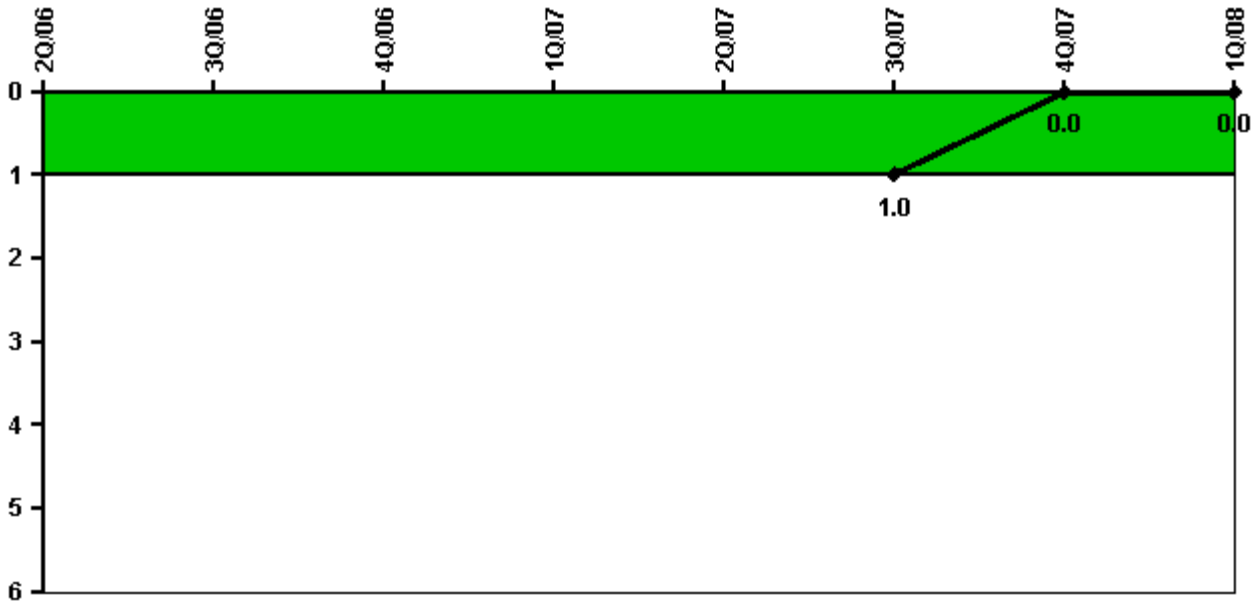
### Notes

Unplanned Power Changes per 7000 Critical Hrs	2Q/06	3Q/06	4Q/06	1Q/07	2Q/07	3Q/07	4Q/07	1Q/08
Unplanned power changes	0	0	0	0	0	0	0	1.0
Critical hours	1967.0	2208.0	1723.8	1464.1	1823.9	2208.0	2209.0	2183.0
Indicator value	5.0	4.1	0.9	0	0	0	0	0.8

Licensee Comments:

1Q/08: Unplanned power change taken to repair a steam leak on the 5A FW heater drain line (turbine-generator taken offline to facilitate repair).

# Unplanned Scrams with Complications



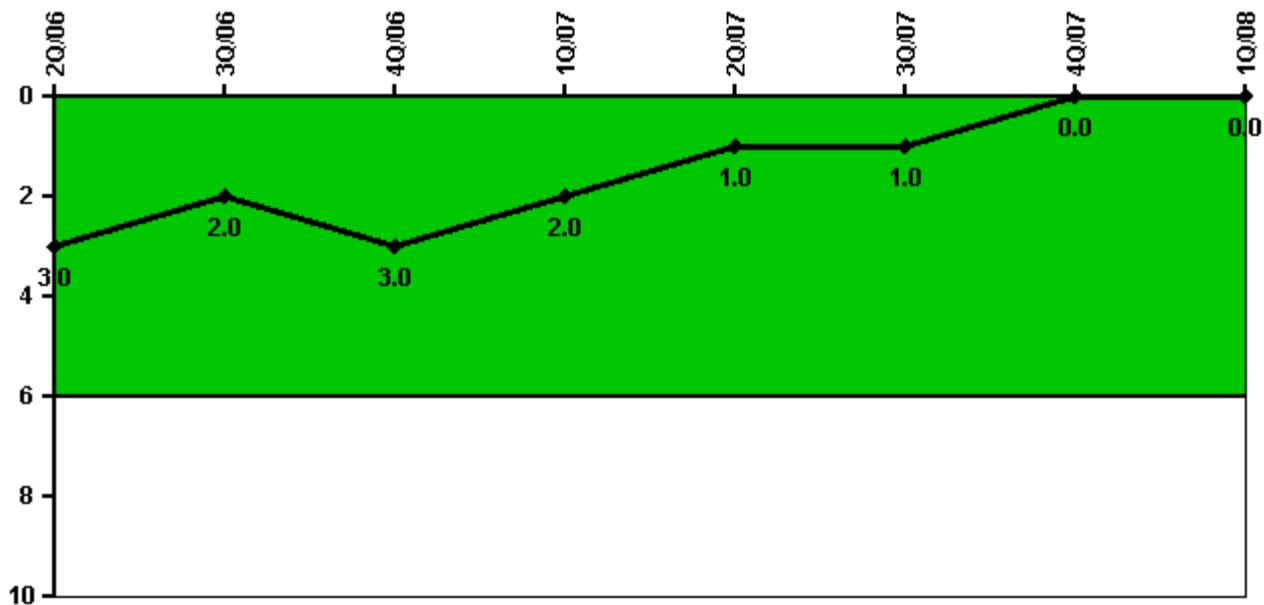
Thresholds: White > 1.0

## Notes

Unplanned Scrams with Complications	2Q/06	3Q/06	4Q/06	1Q/07	2Q/07	3Q/07	4Q/07	1Q/08
Scrams with complications			1.0	0	0	0	0	0
Indicator value						1.0	0.0	0.0

Licensee Comments: none

# Safety System Functional Failures (BWR)



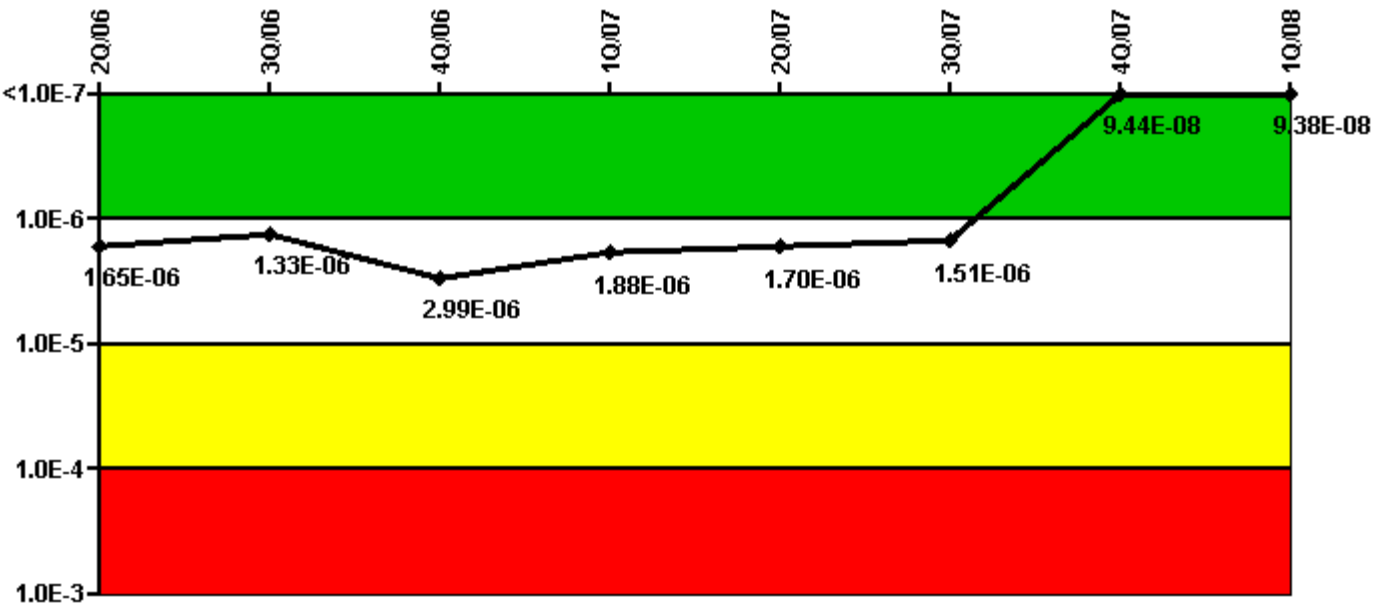
Thresholds: White > 6.0

## Notes

Safety System Functional Failures (BWR)	2Q/06	3Q/06	4Q/06	1Q/07	2Q/07	3Q/07	4Q/07	1Q/08
Safety System Functional Failures	1	0	1	0	0	0	0	0
Indicator value	3	2	3	2	1	1	0	0

Licensee Comments: none

# Mitigating Systems Performance Index, Emergency AC Power System



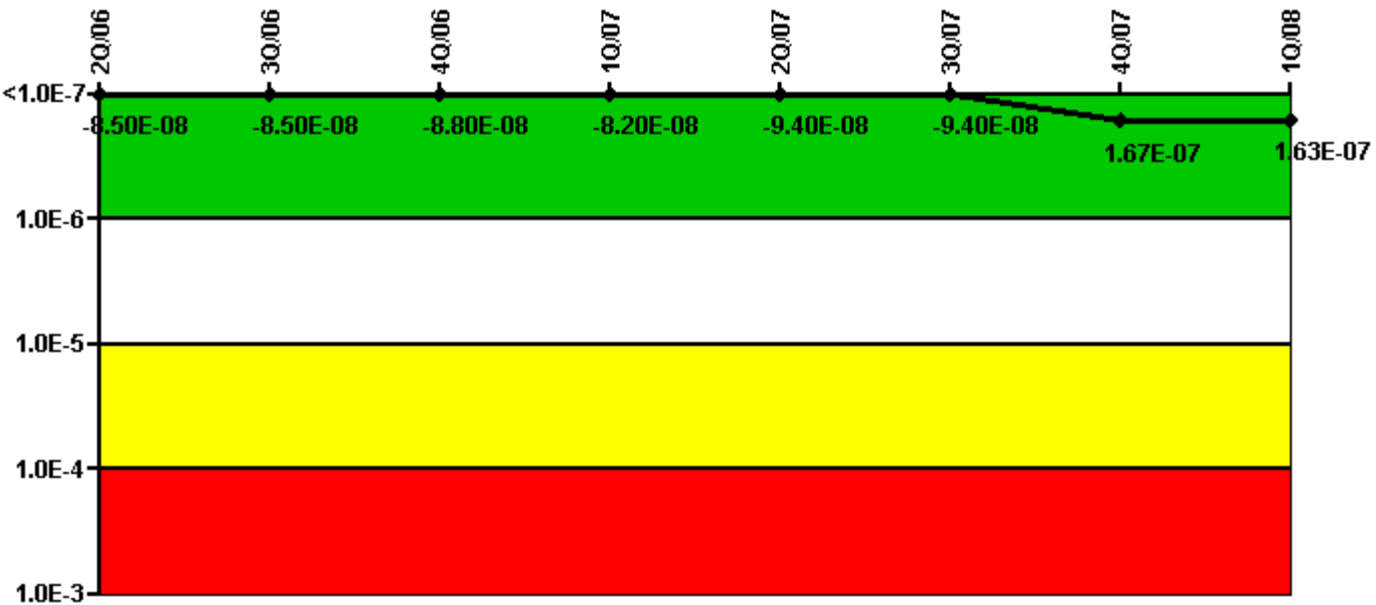
Thresholds: White > 1.00E-6 Yellow > 1.00E-5 Red > 1.00E-4

## Notes

Mitigating Systems Performance Index, Emergency AC Power System	2Q/06	3Q/06	4Q/06	1Q/07	2Q/07	3Q/07	4Q/07	1Q/08
UAI ( $\Delta$ CDF)	2.50E-07	2.30E-07	3.90E-07	3.80E-07	7.00E-07	5.10E-07	8.40E-09	8.80E-09
URI ( $\Delta$ CDF)	1.40E-06	1.10E-06	2.60E-06	1.50E-06	1.00E-06	1.00E-06	8.60E-08	8.50E-08
PLE	NO	NO	NO	NO	NO	NO	NO	NO
Indicator value	1.65E-06	1.33E-06	2.99E-06	1.88E-06	1.70E-06	1.51E-06	9.44E-08	9.38E-08

Licensee Comments: none

# Mitigating Systems Performance Index, High Pressure Injection System



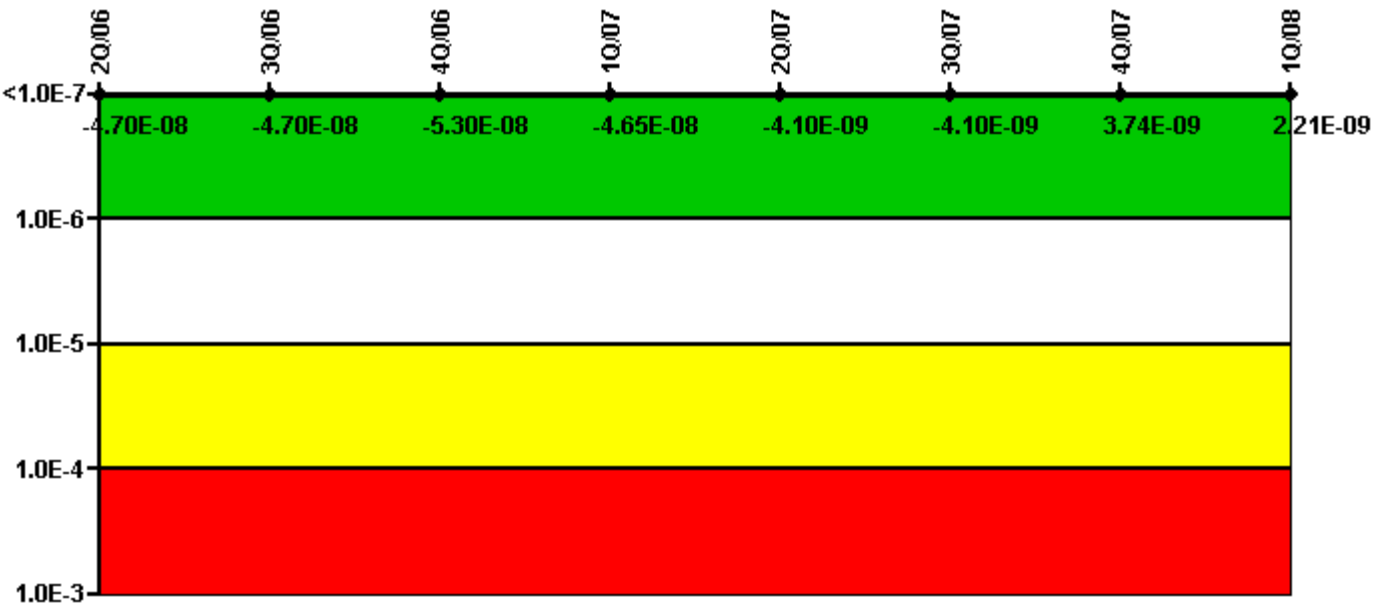
Thresholds: White > 1.00E-6 Yellow > 1.00E-5 Red > 1.00E-4

## Notes

Mitigating Systems Performance Index, High Pressure Injection System	2Q/06	3Q/06	4Q/06	1Q/07	2Q/07	3Q/07	4Q/07	1Q/08
UAI (ΔCDF)	-1.80E-08	-1.80E-08	-1.80E-08	-1.70E-08	-2.90E-08	-2.90E-08	9.60E-08	9.20E-08
URI (ΔCDF)	-6.70E-08	-6.70E-08	-7.00E-08	-6.50E-08	-6.50E-08	-6.50E-08	7.10E-08	7.10E-08
PLE	NO	NO	NO	NO	NO	NO	NO	NO
Indicator value	-8.50E-08	-8.50E-08	-8.80E-08	-8.20E-08	-9.40E-08	-9.40E-08	1.67E-07	1.63E-07

Licensee Comments: none

# Mitigating Systems Performance Index, Heat Removal System



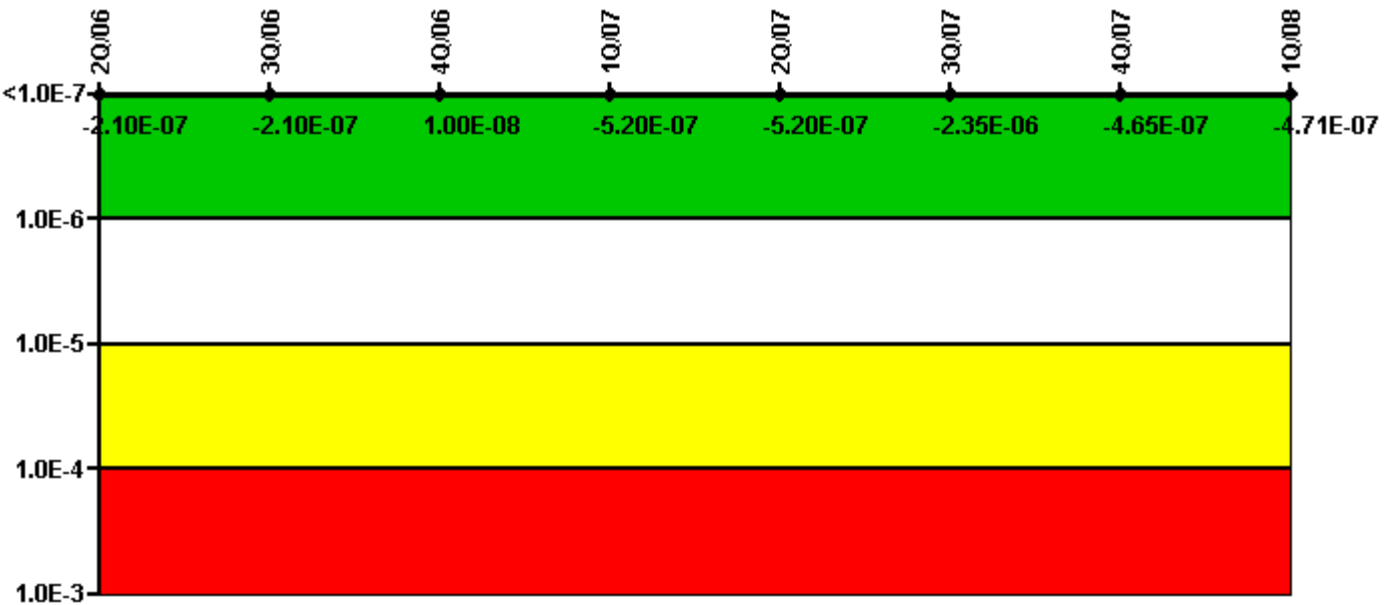
Thresholds: White > 1.00E-6 Yellow > 1.00E-5 Red > 1.00E-4

## Notes

Mitigating Systems Performance Index, Heat Removal System	2Q/06	3Q/06	4Q/06	1Q/07	2Q/07	3Q/07	4Q/07	1Q/08
UAI ( $\Delta$ CDF)	-1.20E-08	-1.20E-08	-1.20E-08	-9.50E-09	-1.00E-08	-1.00E-08	-3.60E-10	-9.90E-10
URI ( $\Delta$ CDF)	-3.50E-08	-3.50E-08	-4.10E-08	-3.70E-08	5.90E-09	5.90E-09	4.10E-09	3.20E-09
PLE	NO	NO	NO	NO	NO	NO	NO	NO
Indicator value	-4.70E-08	-4.70E-08	-5.30E-08	-4.65E-08	-4.10E-09	-4.10E-09	3.74E-09	2.21E-09

Licensee Comments: none

# Mitigating Systems Performance Index, Residual Heat Removal System



Thresholds: White > 1.00E-6 Yellow > 1.00E-5 Red > 1.00E-4

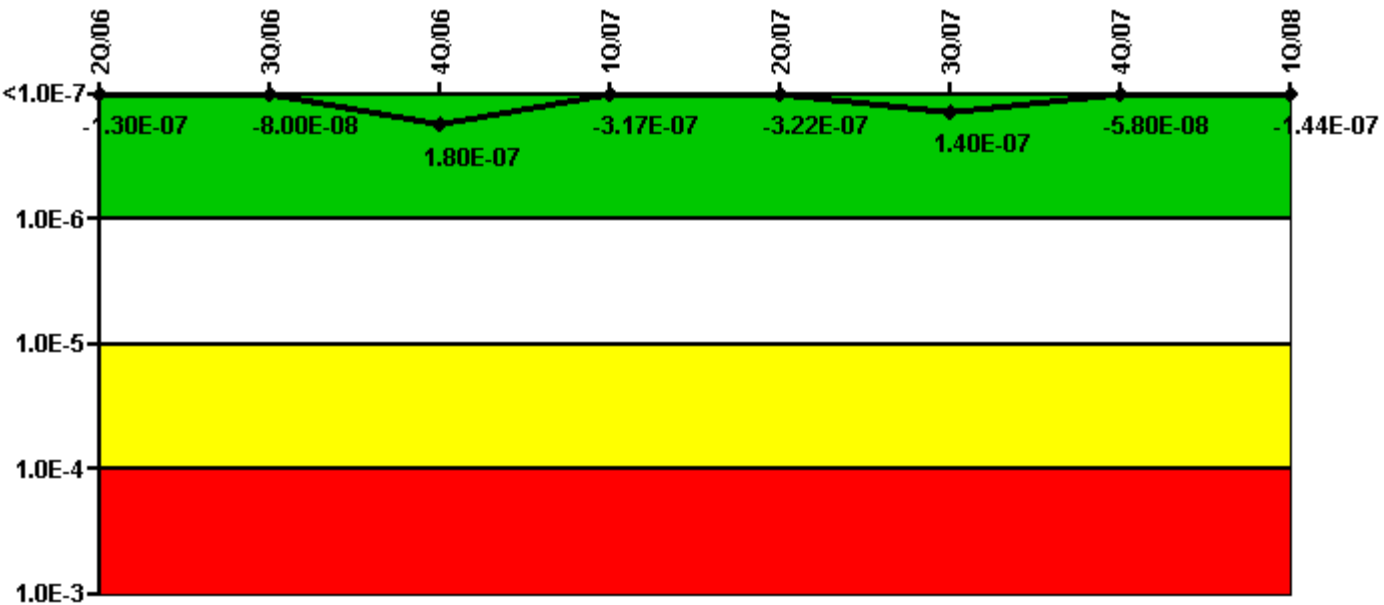
## Notes

Mitigating Systems Performance Index, Residual Heat Removal System	2Q/06	3Q/06	4Q/06	1Q/07	2Q/07	3Q/07	4Q/07	1Q/08
UAI ( $\Delta$ CDF)	-1.10E-07	-1.10E-07	1.10E-07	-4.10E-07	-4.10E-07	-4.50E-07	-2.50E-08	-3.10E-08
URI ( $\Delta$ CDF)	-1.00E-07	-1.00E-07	-1.00E-07	-1.10E-07	-1.10E-07	-1.90E-06	-4.40E-07	-4.40E-07
PLE	NO	NO	NO	NO	NO	NO	NO	NO
Indicator value	-2.10E-07	-2.10E-07	1.00E-08	-5.20E-07	-5.20E-07	-2.35E-06	-4.65E-07	-4.71E-07

Licensee Comments: none



# Mitigating Systems Performance Index, Cooling Water Systems




Thresholds: White > 1.00E-6 Yellow > 1.00E-5 Red > 1.00E-4

## Notes

Mitigating Systems Performance Index, Cooling Water Systems	2Q/06	3Q/06	4Q/06	1Q/07	2Q/07	3Q/07	4Q/07	1Q/08
UAI ( $\Delta$ CDF)	2.20E-07	2.60E-07	5.20E-07	3.30E-08	2.80E-08	4.90E-07	-4.40E-08	-1.30E-07
URI ( $\Delta$ CDF)	-3.50E-07	-3.40E-07	-3.40E-07	-3.50E-07	-3.50E-07	-3.50E-07	-1.40E-08	-1.40E-08
PLE	NO	NO	NO	NO	NO	NO	NO	NO
Indicator value	-1.30E-07	-8.00E-08	1.80E-07	-3.17E-07	-3.22E-07	1.40E-07	-5.80E-08	-1.44E-07

Licensee Comments: none

# Reactor Coolant System Activity



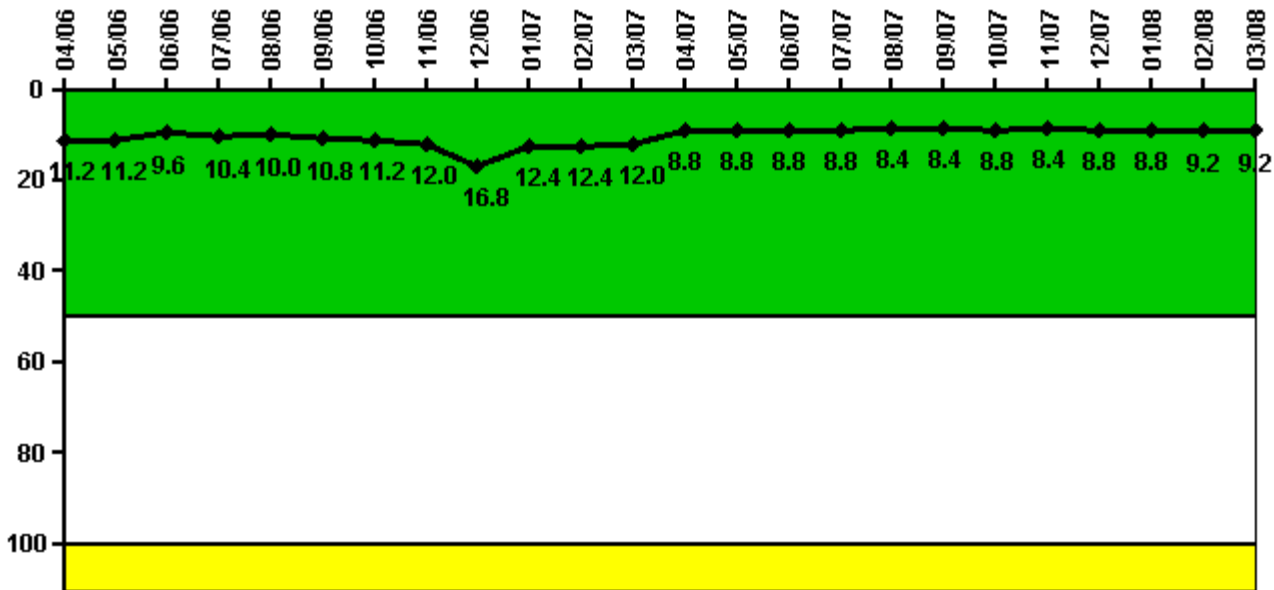
Thresholds: White > 50.0 Yellow > 100.0

## Notes

Reactor Coolant System Activity	4/06	5/06	6/06	7/06	8/06	9/06	10/06	11/06	12/06	1/07	2/07	3/07
Maximum activity	0.004269	0.004553	0.005525	0.008971	0.007350	0.006814	0.006881	0.006710	0.007008	0.006493	0.006559	0.006114
Technical specification limit	0.2	0.2	0.2	0.2	0.2	0.2	0.2	0.2	0.2	0.2	0.2	0.2
Indicator value	2.1	2.3	2.8	4.5	3.7	3.4	3.4	3.4	3.5	3.2	3.3	3.1
Reactor Coolant System Activity	4/07	5/07	6/07	7/07	8/07	9/07	10/07	11/07	12/07	1/08	2/08	3/08
Maximum activity	0.003335	0.003376	0.003926	0.003281	0.003647	0.003445	0.003577	0.003372	0.003388	0.003301	0.002949	0.003297
Technical specification limit	0.2	0.2	0.2	0.2	0.2	0.2	0.2	0.2	0.2	0.2	0.2	0.2
Indicator value	1.7	1.7	2.0	1.6	1.8	1.7	1.8	1.7	1.7	1.7	1.5	1.6

Licensee Comments: none

# Reactor Coolant System Leakage



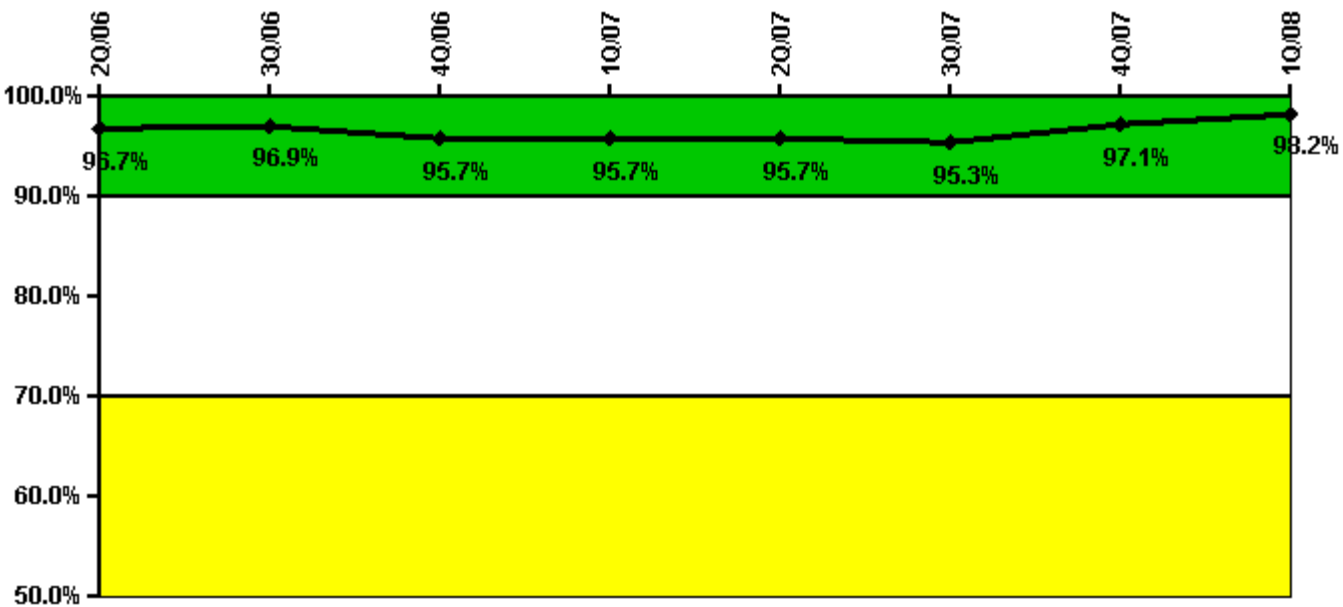
Thresholds: White > 50.0 Yellow > 100.0

## Notes

<b>Reactor Coolant System Leakage</b>	<b>4/06</b>	<b>5/06</b>	<b>6/06</b>	<b>7/06</b>	<b>8/06</b>	<b>9/06</b>	<b>10/06</b>	<b>11/06</b>	<b>12/06</b>	<b>1/07</b>	<b>2/07</b>	<b>3/07</b>
Maximum leakage	2.800	2.800	2.400	2.600	2.500	2.700	2.800	3.000	4.200	3.100	3.100	3.000
Technical specification limit	25.0	25.0	25.0	25.0	25.0	25.0	25.0	25.0	25.0	25.0	25.0	25.0
<b>Indicator value</b>	<b>11.2</b>	<b>11.2</b>	<b>9.6</b>	<b>10.4</b>	<b>10.0</b>	<b>10.8</b>	<b>11.2</b>	<b>12.0</b>	<b>16.8</b>	<b>12.4</b>	<b>12.4</b>	<b>12.0</b>
<b>Reactor Coolant System Leakage</b>	<b>4/07</b>	<b>5/07</b>	<b>6/07</b>	<b>7/07</b>	<b>8/07</b>	<b>9/07</b>	<b>10/07</b>	<b>11/07</b>	<b>12/07</b>	<b>1/08</b>	<b>2/08</b>	<b>3/08</b>
Maximum leakage	2.200	2.200	2.200	2.200	2.100	2.100	2.200	2.100	2.200	2.200	2.300	2.300
Technical specification limit	25.0	25.0	25.0	25.0	25.0	25.0	25.0	25.0	25.0	25.0	25.0	25.0
<b>Indicator value</b>	<b>8.8</b>	<b>8.8</b>	<b>8.8</b>	<b>8.8</b>	<b>8.4</b>	<b>8.4</b>	<b>8.8</b>	<b>8.4</b>	<b>8.8</b>	<b>8.8</b>	<b>9.2</b>	<b>9.2</b>

Licensee Comments: none

# Drill/Exercise Performance



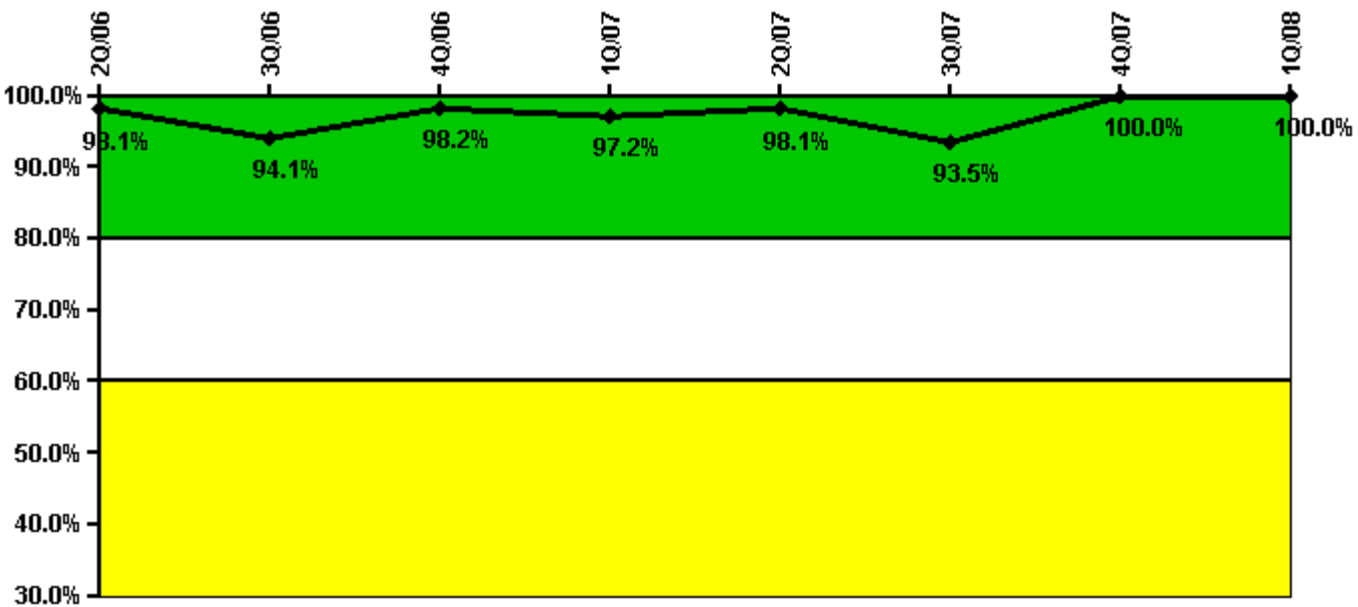
Thresholds: White < 90.0% Yellow < 70.0%

## Notes

Drill/Exercise Performance	2Q/06	3Q/06	4Q/06	1Q/07	2Q/07	3Q/07	4Q/07	1Q/08
Successful opportunities	10.0	7.0	26.0	0	13.0	18.0	38.0	0
Total opportunities	10.0	7.0	28.0	0	13.0	18.0	38.0	0
Indicator value	96.7%	96.9%	95.7%	95.7%	95.7%	95.3%	97.1%	98.2%

Licensee Comments: none

# ERO Drill Participation



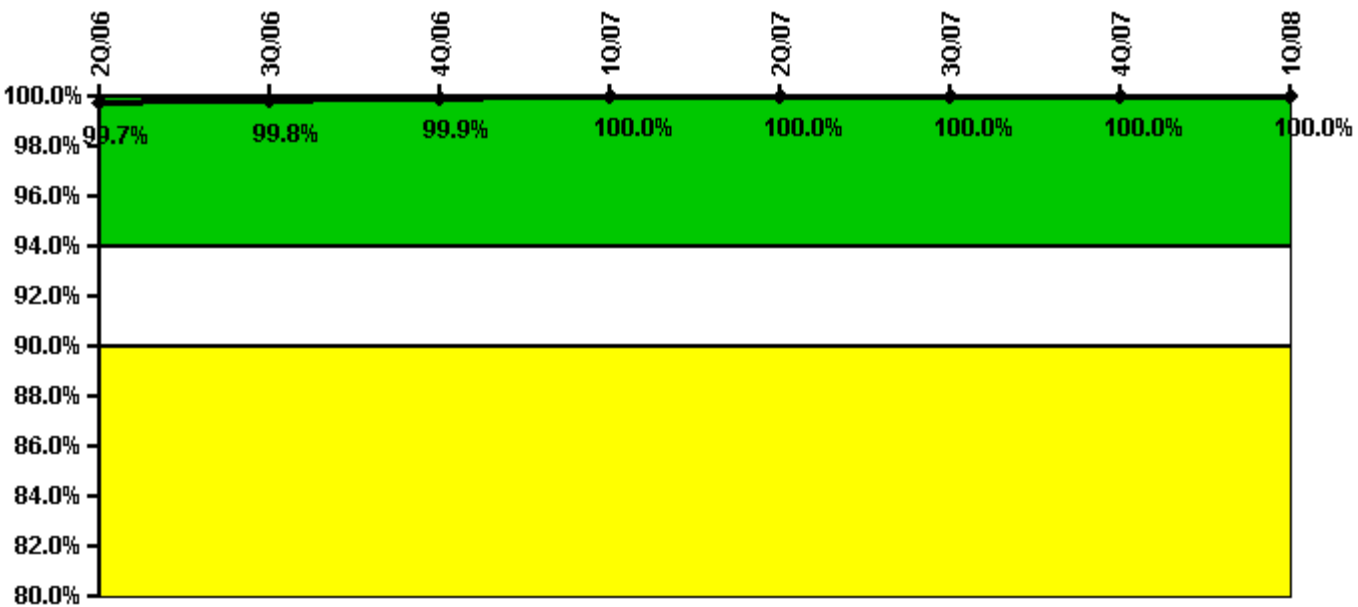
Thresholds: White < 80.0% Yellow < 60.0%

## Notes

ERO Drill Participation	2Q/06	3Q/06	4Q/06	1Q/07	2Q/07	3Q/07	4Q/07	1Q/08
Participating Key personnel	104.0	95.0	108.0	104.0	105.0	101.0	102.0	97.0
Total Key personnel	106.0	101.0	110.0	107.0	107.0	108.0	102.0	97.0
Indicator value	98.1%	94.1%	98.2%	97.2%	98.1%	93.5%	100.0%	100.0%

Licensee Comments: none

# Alert & Notification System



Thresholds: White < 94.0% Yellow < 90.0%

## Notes

Alert & Notification System	2Q/06	3Q/06	4Q/06	1Q/07	2Q/07	3Q/07	4Q/07	1Q/08
Successful siren-tests	503	504	560	532	532	532	569	532
Total sirens-tests	504	504	560	532	532	532	570	532
Indicator value	99.7%	99.8%	99.9%	100.0%	100.0%	100.0%	100.0%	100.0%

Licensee Comments: none

# Occupational Exposure Control Effectiveness



Thresholds: White > 2.0 Yellow > 5.0

## Notes

Occupational Exposure Control Effectiveness	2Q/06	3Q/06	4Q/06	1Q/07	2Q/07	3Q/07	4Q/07	1Q/08
High radiation area occurrences	0	0	0	0	0	0	0	0
Very high radiation area occurrences	0	0	0	0	0	0	0	0
Unintended exposure occurrences	0	0	0	0	0	0	0	0
Indicator value	0	0	0	0	0	0	0	0

Licensee Comments: none

# RETS/ODCM Radiological Effluent



Thresholds: White > 1.0 Yellow > 3.0

## Notes

RETS/ODCM Radiological Effluent	2Q/06	3Q/06	4Q/06	1Q/07	2Q/07	3Q/07	4Q/07	1Q/08
RETS/ODCM occurrences	0	0	0	0	0	0	0	0
Indicator value	0	0	0	0	0	0	0	0

Licensee Comments: none

[Physical Protection](#) information not publicly available.

▲ [Action Matrix Summary](#) | [Inspection Findings Summary](#) | [PI Summary](#) | [Reactor Oversight Process](#)

Last Modified: April 30, 2008