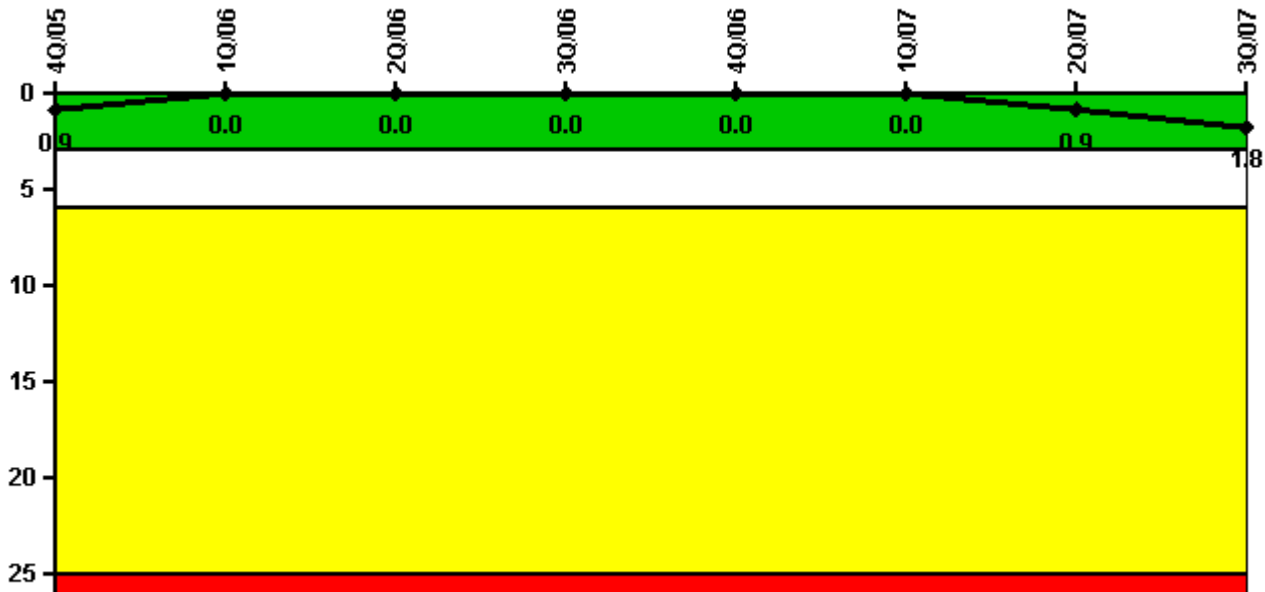


Grand Gulf 1

3Q/2007 Performance Indicators

Licensee's General Comments: none

Unplanned Scrams per 7000 Critical Hrs



Thresholds: White > 3.0 Yellow > 6.0 Red > 25.0

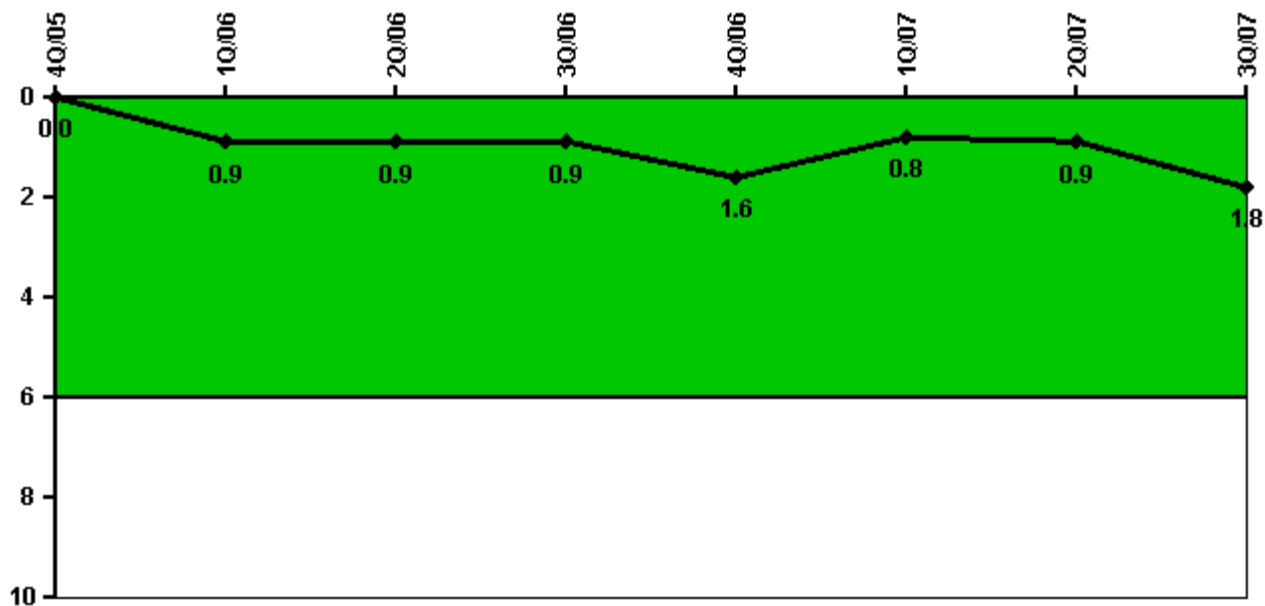
Notes

Unplanned Scrams per 7000 Critical Hrs	4Q/05	1Q/06	2Q/06	3Q/06	4Q/06	1Q/07	2Q/07	3Q/07
Unplanned scrams	0	0	0	0	0	0	1.0	1.0
Critical hours	1831.5	2160.0	2016.3	2208.0	2209.0	1843.0	1817.7	1863.9
Indicator value	0.9	0	0	0	0	0	0.9	1.8

Licensee Comments:

3Q/07: August 26, Reactor Feed Pump Turbine Trip. September Critical Hours: September 1, Commenced a forced outage to replace a Reactor Recirculation Pump Motor.

Unplanned Power Changes per 7000 Critical Hrs



Thresholds: White > 6.0

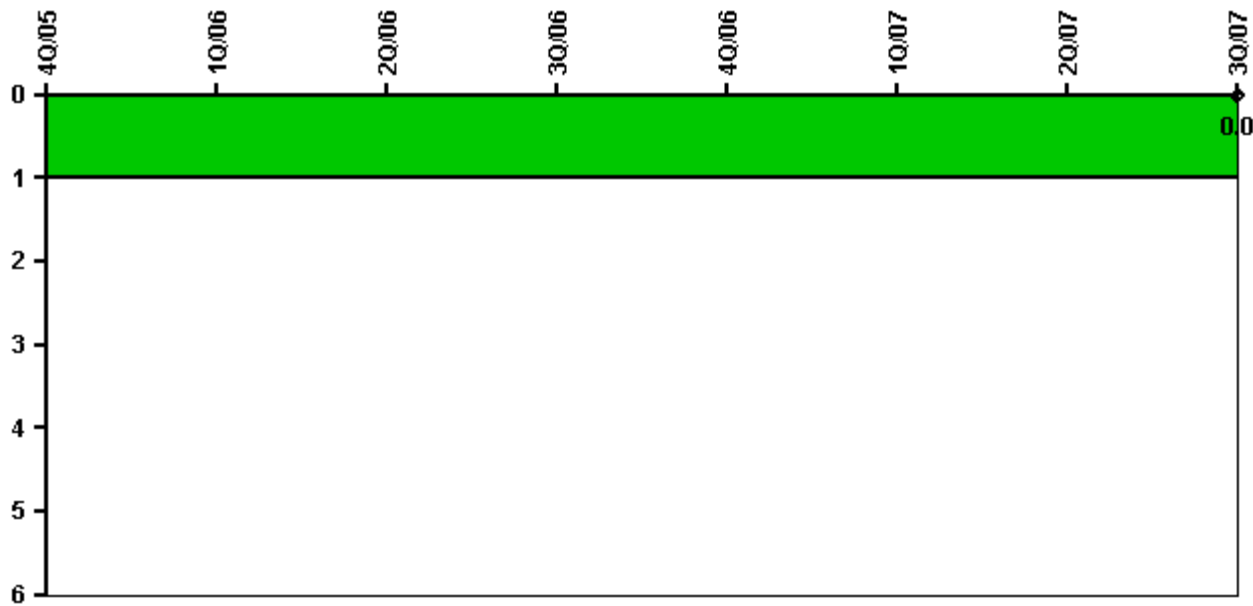
Notes

Unplanned Power Changes per 7000 Critical Hrs	4Q/05	1Q/06	2Q/06	3Q/06	4Q/06	1Q/07	2Q/07	3Q/07
Unplanned power changes	0	1.0	0	0	1.0	0	0	1.0
Critical hours	1831.5	2160.0	2016.3	2208.0	2209.0	1843.0	1817.7	1863.9
Indicator value	0	0.9	0.9	0.9	1.6	0.8	0.9	1.8

Licensee Comments:

3Q/07: August 21, Reactor Recirculation Pump Trip.

Unplanned Scrams with Complications



Thresholds: White > 1.0

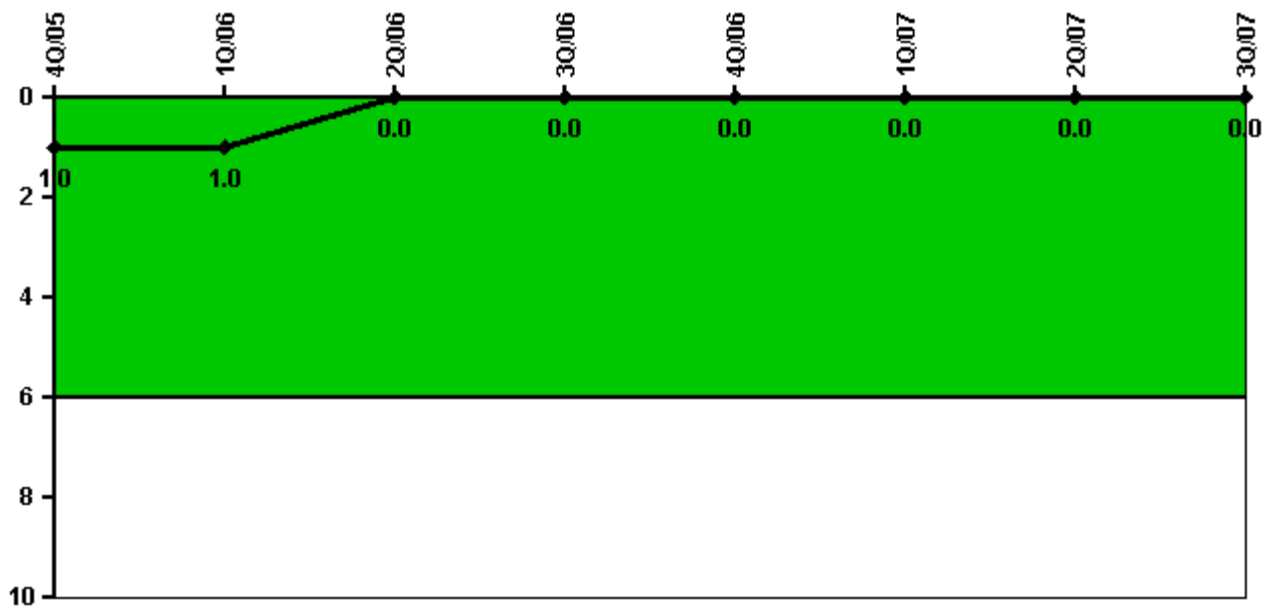
Notes

Unplanned Scrams with Complications	4Q/05	1Q/06	2Q/06	3Q/06	4Q/06	1Q/07	2Q/07	3Q/07
Scrams with complications					0	0	0	0
Indicator value								0.0

Licensee Comments:

2Q/07: Data revised to reflect May 19th Turbine Trip does not meet the Unplanned Scrams with Complications criteria.

Safety System Functional Failures (BWR)



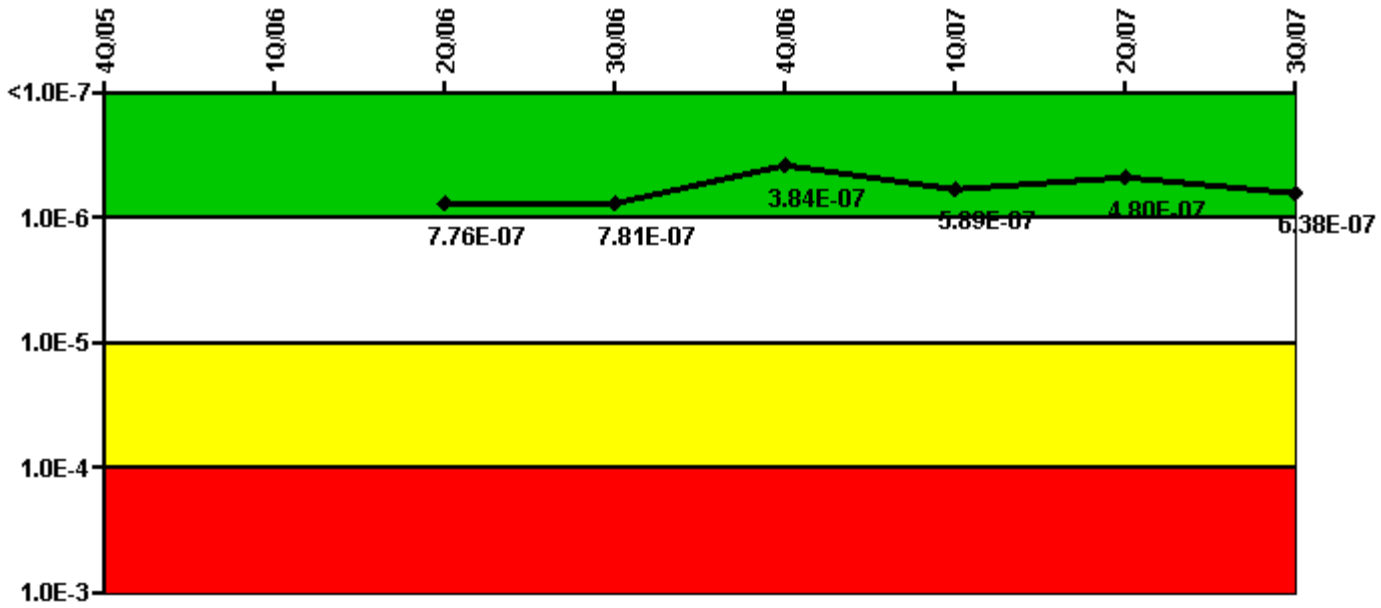
Thresholds: White > 6.0

Notes

Safety System Functional Failures (BWR)	4Q/05	1Q/06	2Q/06	3Q/06	4Q/06	1Q/07	2Q/07	3Q/07
Safety System Functional Failures	0	0	0	0	0	0	0	0
Indicator value	1	1	0	0	0	0	0	0

Licensee Comments: none

Mitigating Systems Performance Index, Emergency AC Power System



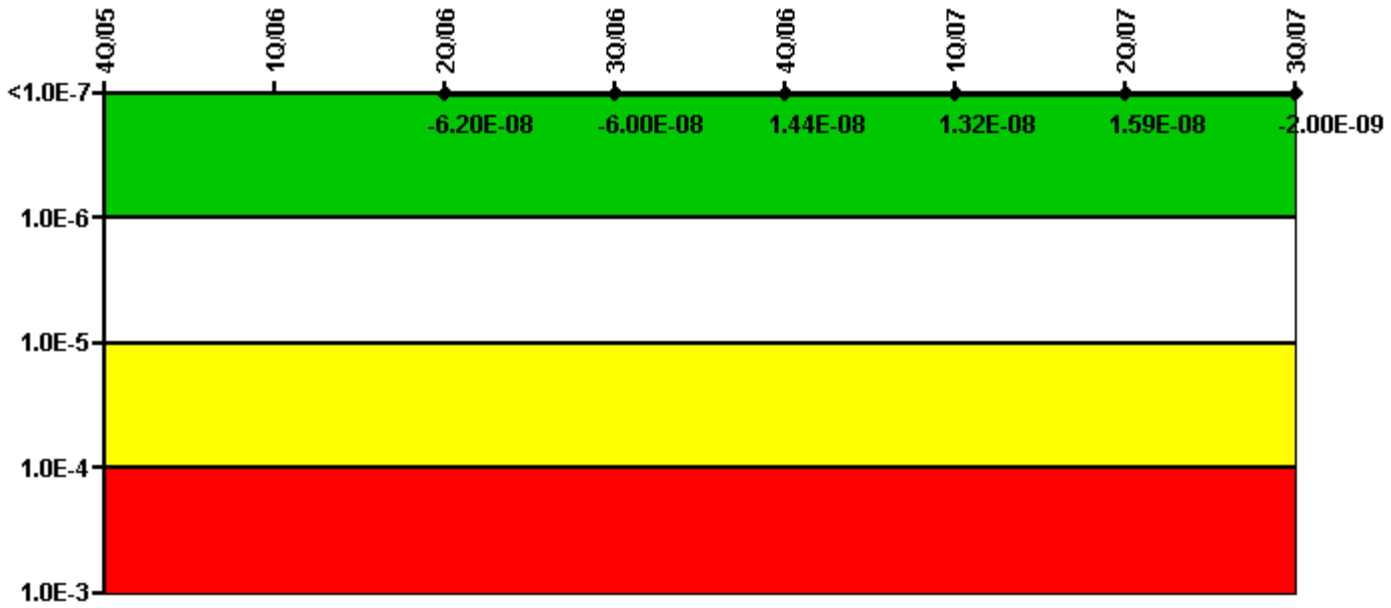
Thresholds: White > 1.00E-6 Yellow > 1.00E-5 Red > 1.00E-4

Notes

Mitigating Systems Performance Index, Emergency AC Power System	4Q/05	1Q/06	2Q/06	3Q/06	4Q/06	1Q/07	2Q/07	3Q/07
UAI (Δ CDF)			5.60E-08	4.10E-08	4.40E-08	5.90E-08	9.00E-08	9.80E-08
URI (Δ CDF)			7.20E-07	7.40E-07	3.40E-07	5.30E-07	3.90E-07	5.40E-07
PLE			NO	NO	NO	NO	NO	NO
Indicator value			7.76E-07	7.81E-07	3.84E-07	5.89E-07	4.80E-07	6.38E-07

Licensee Comments: none

Mitigating Systems Performance Index, High Pressure Injection System



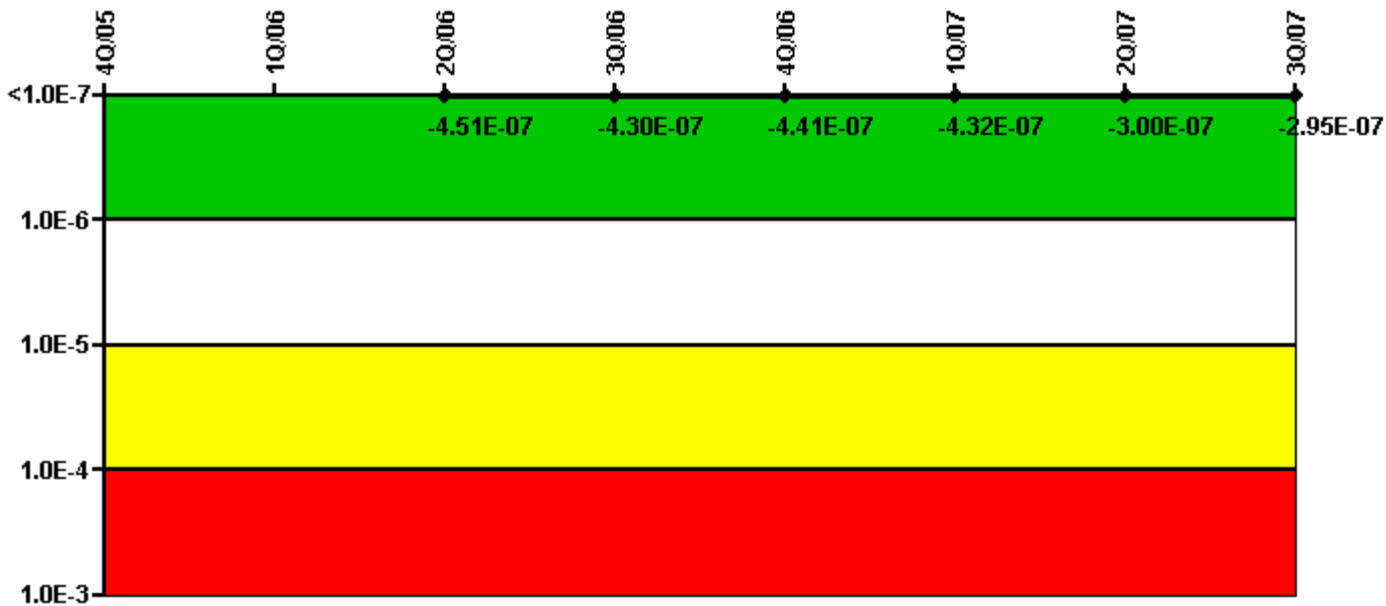
Thresholds: White > 1.00E-6 Yellow > 1.00E-5 Red > 1.00E-4

Notes

Mitigating Systems Performance Index, High Pressure Injection System	4Q/05	1Q/06	2Q/06	3Q/06	4Q/06	1Q/07	2Q/07	3Q/07
UAI (Δ CDF)			-3.40E-08	-3.40E-08	-6.00E-10	5.60E-09	4.90E-09	-2.80E-08
URI (Δ CDF)			-2.80E-08	-2.60E-08	1.50E-08	7.60E-09	1.10E-08	2.60E-08
PLE			NO	NO	NO	NO	NO	NO
Indicator value			-6.20E-08	-6.00E-08	1.44E-08	1.32E-08	1.59E-08	-2.00E-09

Licensee Comments: none

Mitigating Systems Performance Index, Heat Removal System



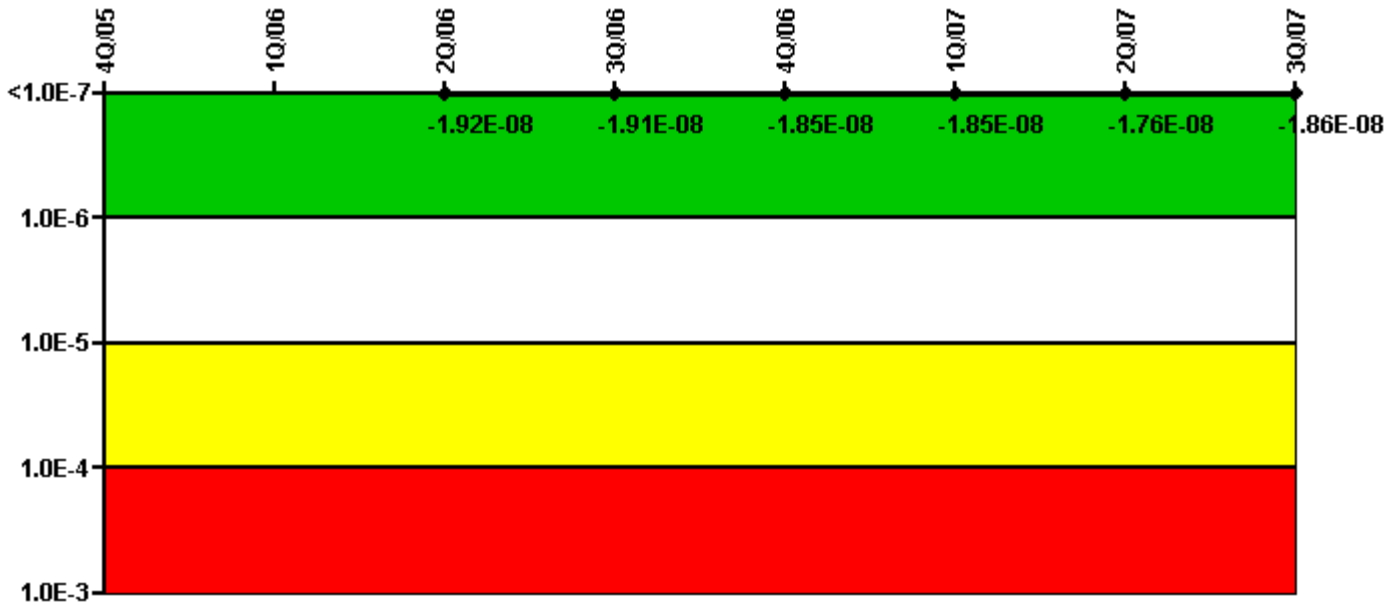
Thresholds: White > $1.00E-6$ Yellow > $1.00E-5$ Red > $1.00E-4$

Notes

Mitigating Systems Performance Index, Heat Removal System	4Q/05	1Q/06	2Q/06	3Q/06	4Q/06	1Q/07	2Q/07	3Q/07
UAI (Δ CDF)			-5.10E-08	-3.00E-08	-4.10E-08	-4.20E-08	1.00E-07	9.50E-08
URI (Δ CDF)			-4.00E-07	-4.00E-07	-4.00E-07	-3.90E-07	-4.00E-07	-3.90E-07
PLE			NO	NO	NO	NO	NO	NO
Indicator value			-4.51E-07	-4.30E-07	-4.41E-07	-4.32E-07	-3.00E-07	-2.95E-07

Licensee Comments: none

Mitigating Systems Performance Index, Residual Heat Removal System



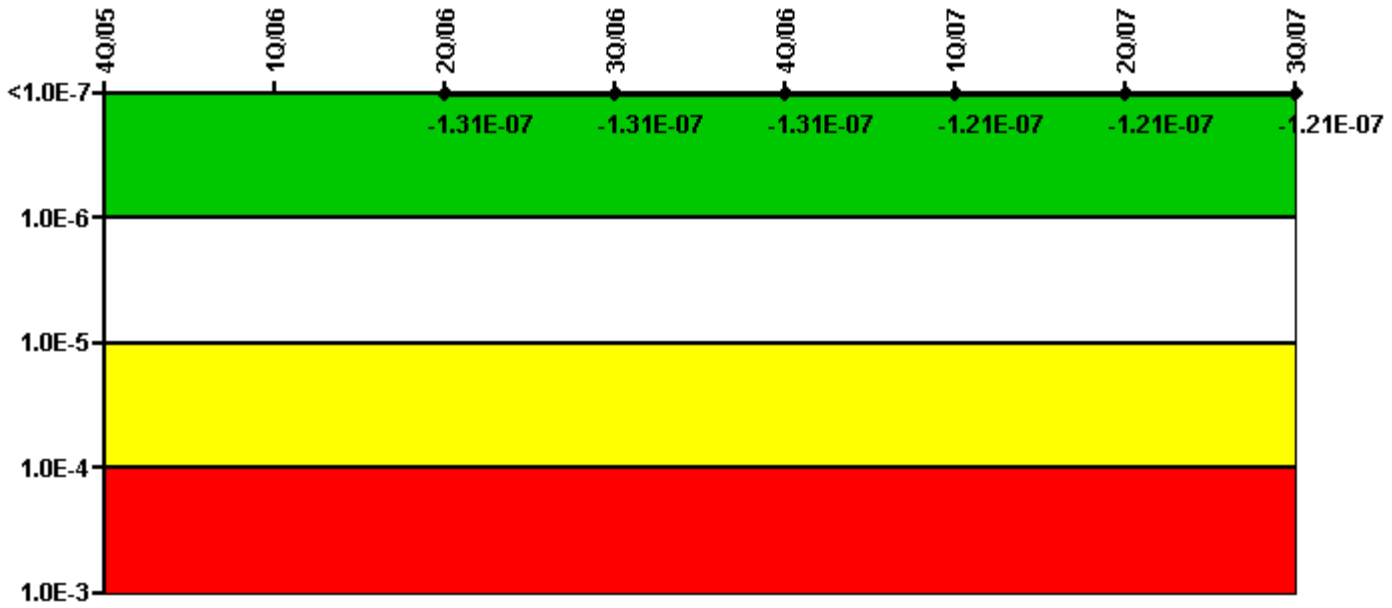
Thresholds: White > 1.00E-6 Yellow > 1.00E-5 Red > 1.00E-4

Notes

Mitigating Systems Performance Index, Residual Heat Removal System	4Q/05	1Q/06	2Q/06	3Q/06	4Q/06	1Q/07	2Q/07	3Q/07
UAI (Δ CDF)			-8.20E-09	-8.10E-09	-8.50E-09	-8.50E-09	-7.60E-09	-7.60E-09
URI (Δ CDF)			-1.10E-08	-1.10E-08	-1.00E-08	-1.00E-08	-1.00E-08	-1.10E-08
PLE			NO	NO	NO	NO	NO	NO
Indicator value			-1.92E-08	-1.91E-08	-1.85E-08	-1.85E-08	-1.76E-08	-1.86E-08

Licensee Comments: none

Mitigating Systems Performance Index, Cooling Water Systems




Thresholds: White > 1.00E-6 Yellow > 1.00E-5 Red > 1.00E-4

Notes

Mitigating Systems Performance Index, Cooling Water Systems	4Q/05	1Q/06	2Q/06	3Q/06	4Q/06	1Q/07	2Q/07	3Q/07
UAI (Δ CDF)			-1.40E-09	-1.40E-09	-1.40E-09	-1.40E-09	-1.40E-09	-1.40E-09
URI (Δ CDF)			-1.30E-07	-1.30E-07	-1.30E-07	-1.20E-07	-1.20E-07	-1.20E-07
PLE			NO	NO	NO	NO	NO	NO
Indicator value			-1.31E-07	-1.31E-07	-1.31E-07	-1.21E-07	-1.21E-07	-1.21E-07

Licensee Comments: none

Reactor Coolant System Activity



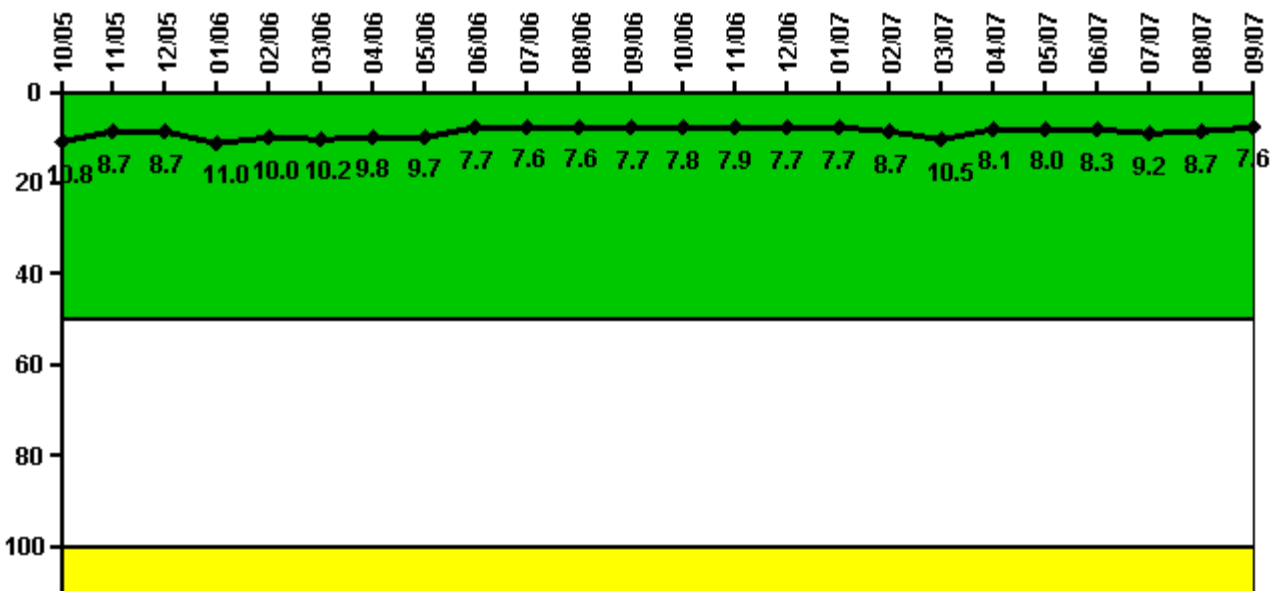
Thresholds: White > 50.0 Yellow > 100.0

Notes

Reactor Coolant System Activity	10/05	11/05	12/05	1/06	2/06	3/06	4/06	5/06	6/06	7/06	8/06	9/06
Maximum activity	0.000956	0.000722	0.003210	0.002400	0.002500	0.003470	0.005100	0.006200	0.005600	0.005510	0.005900	0.005250
Technical specification limit	0.2	0.2	0.2	0.2	0.2	0.2	0.2	0.2	0.2	0.2	0.2	0.2
Indicator value	0.5	0.4	1.6	1.2	1.3	1.7	2.6	3.1	2.8	2.8	3.0	2.6
Reactor Coolant System Activity	10/06	11/06	12/06	1/07	2/07	3/07	4/07	5/07	6/07	7/07	8/07	9/07
Maximum activity	0.007000	0.005790	0.004680	0.004440	0.004620	0.004590	0.004790	0.002870	0.002660	0.005360	0.002100	0.002170
Technical specification limit	0.2	0.2	0.2	0.2	0.2	0.2	0.2	0.2	0.2	0.2	0.2	0.2
Indicator value	3.5	2.9	2.3	2.2	2.3	2.3	2.4	1.4	1.3	2.7	1.1	1.1

Licensee Comments: none

Reactor Coolant System Leakage



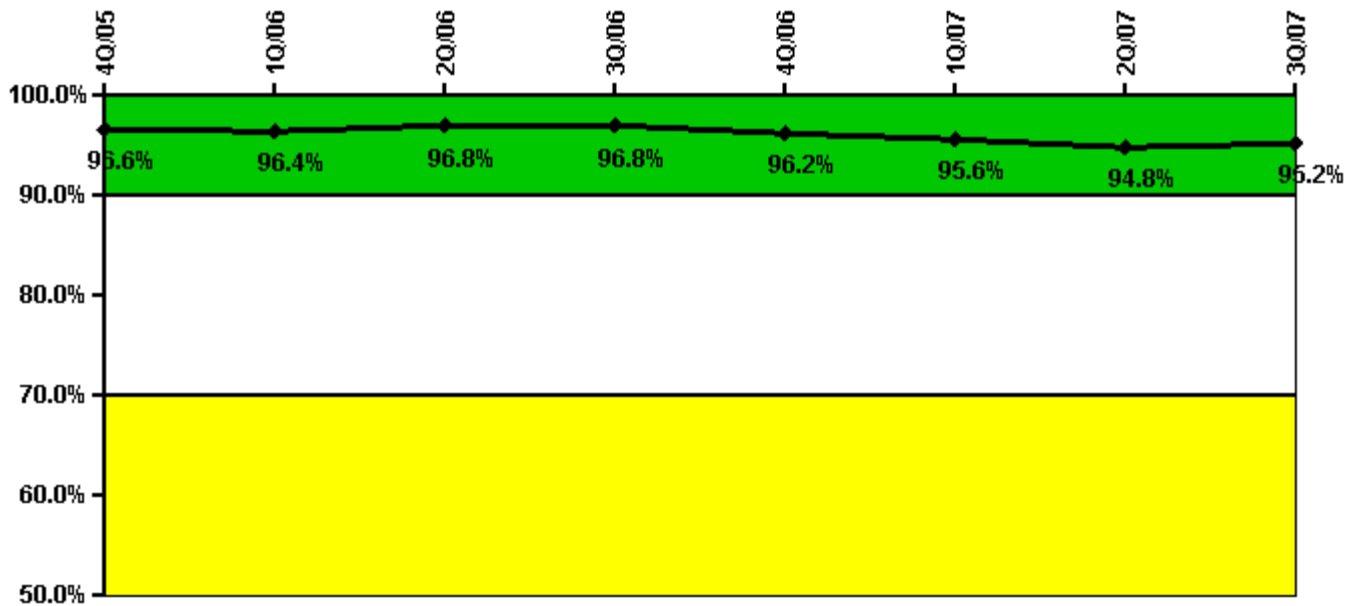
Thresholds: White > 50.0 Yellow > 100.0

Notes

Reactor Coolant System Leakage	10/05	11/05	12/05	1/06	2/06	3/06	4/06	5/06	6/06	7/06	8/06	9/06
Maximum leakage	3.250	2.610	2.600	3.300	2.990	3.050	2.950	2.920	2.300	2.280	2.290	2.320
Technical specification limit	30.0	30.0	30.0	30.0	30.0	30.0	30.0	30.0	30.0	30.0	30.0	30.0
Indicator value	10.8	8.7	8.7	11.0	10.0	10.2	9.8	9.7	7.7	7.6	7.6	7.7
Reactor Coolant System Leakage	10/06	11/06	12/06	1/07	2/07	3/07	4/07	5/07	6/07	7/07	8/07	9/07
Maximum leakage	2.350	2.380	2.310	2.300	2.600	3.140	2.420	2.390	2.480	2.770	2.600	2.280
Technical specification limit	30.0	30.0	30.0	30.0	30.0	30.0	30.0	30.0	30.0	30.0	30.0	30.0
Indicator value	7.8	7.9	7.7	7.7	8.7	10.5	8.1	8.0	8.3	9.2	8.7	7.6

Licensee Comments: none

Drill/Exercise Performance



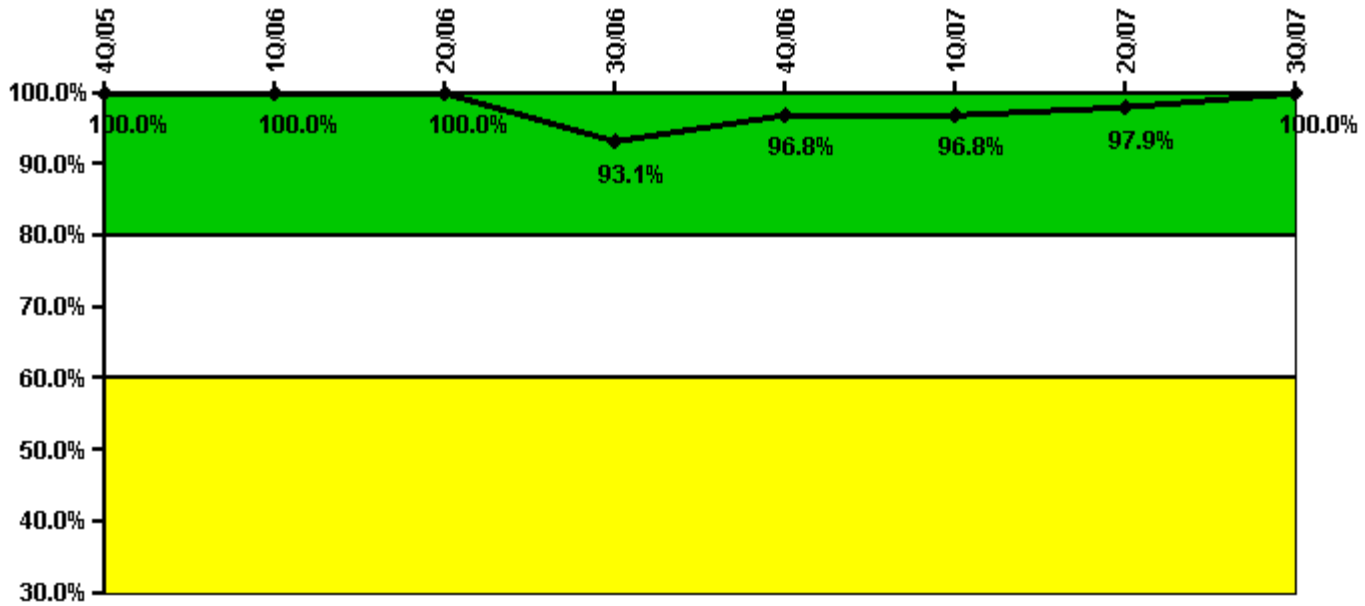
Thresholds: White < 90.0% Yellow < 70.0%

Notes

Drill/Exercise Performance	4Q/05	1Q/06	2Q/06	3Q/06	4Q/06	1Q/07	2Q/07	3Q/07
Successful opportunities	7.0	19.0	4.0	21.0	43.0	11.0	28.0	24.0
Total opportunities	10.0	20.0	4.0	21.0	45.0	12.0	29.0	24.0
Indicator value	96.6%	96.4%	96.8%	96.8%	96.2%	95.6%	94.8%	95.2%

Licensee Comments: none

ERO Drill Participation



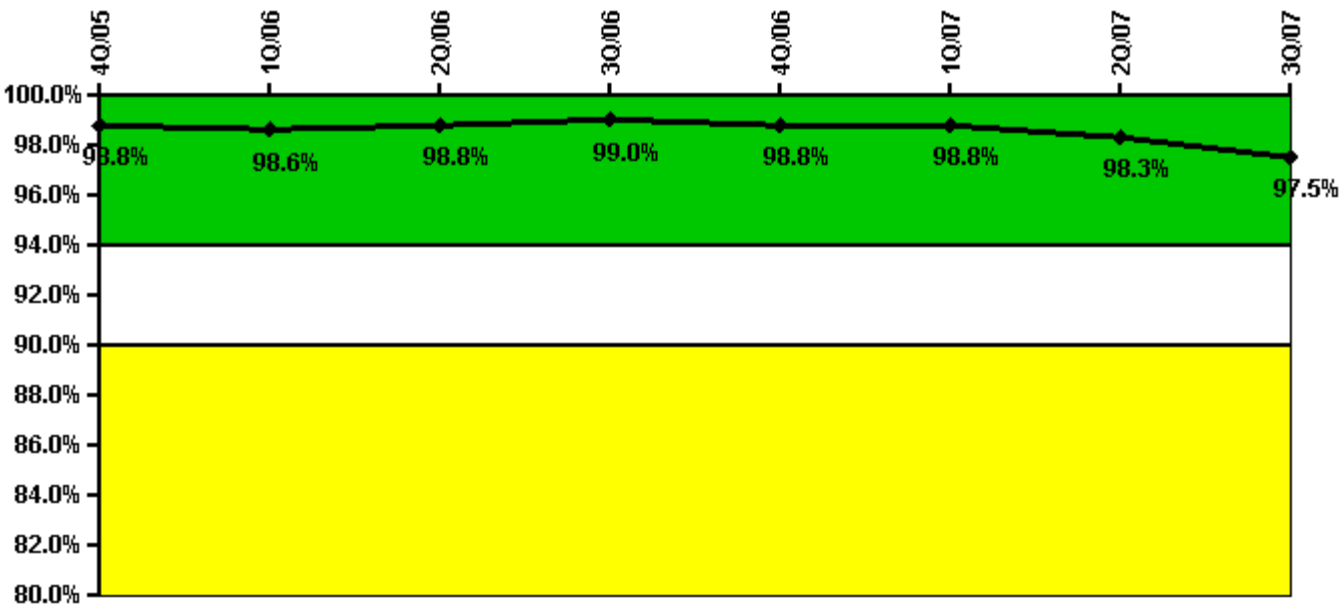
Thresholds: White < 80.0% Yellow < 60.0%

Notes

ERO Drill Participation	4Q/05	1Q/06	2Q/06	3Q/06	4Q/06	1Q/07	2Q/07	3Q/07
Participating Key personnel	92.0	92.0	86.0	81.0	90.0	90.0	92.0	90.0
Total Key personnel	92.0	92.0	86.0	87.0	93.0	93.0	94.0	90.0
Indicator value	100.0%	100.0%	100.0%	93.1%	96.8%	96.8%	97.9%	100.0%

Licensee Comments: none

Alert & Notification System



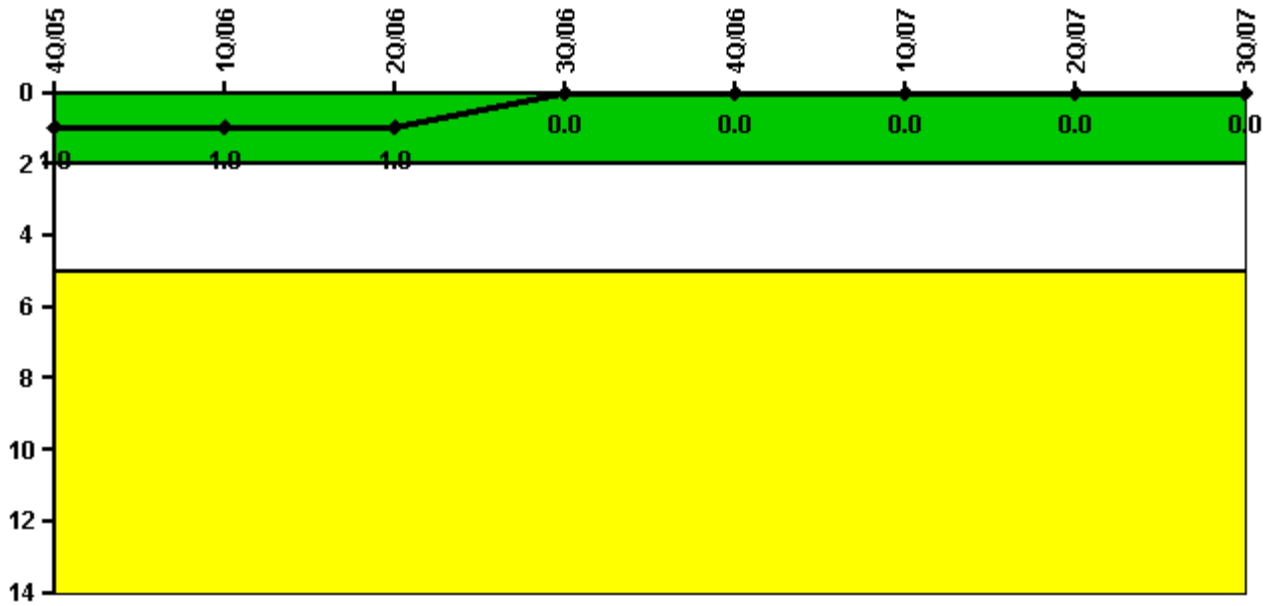
Thresholds: White < 94.0% Yellow < 90.0%

Notes

Alert & Notification System	4Q/05	1Q/06	2Q/06	3Q/06	4Q/06	1Q/07	2Q/07	3Q/07
Successful siren-tests	127	128	129	127	126	128	126	123
Total sirens-tests	129	129	129	129	129	129	129	129
Indicator value	98.8%	98.6%	98.8%	99.0%	98.8%	98.8%	98.3%	97.5%

Licensee Comments: none

Occupational Exposure Control Effectiveness



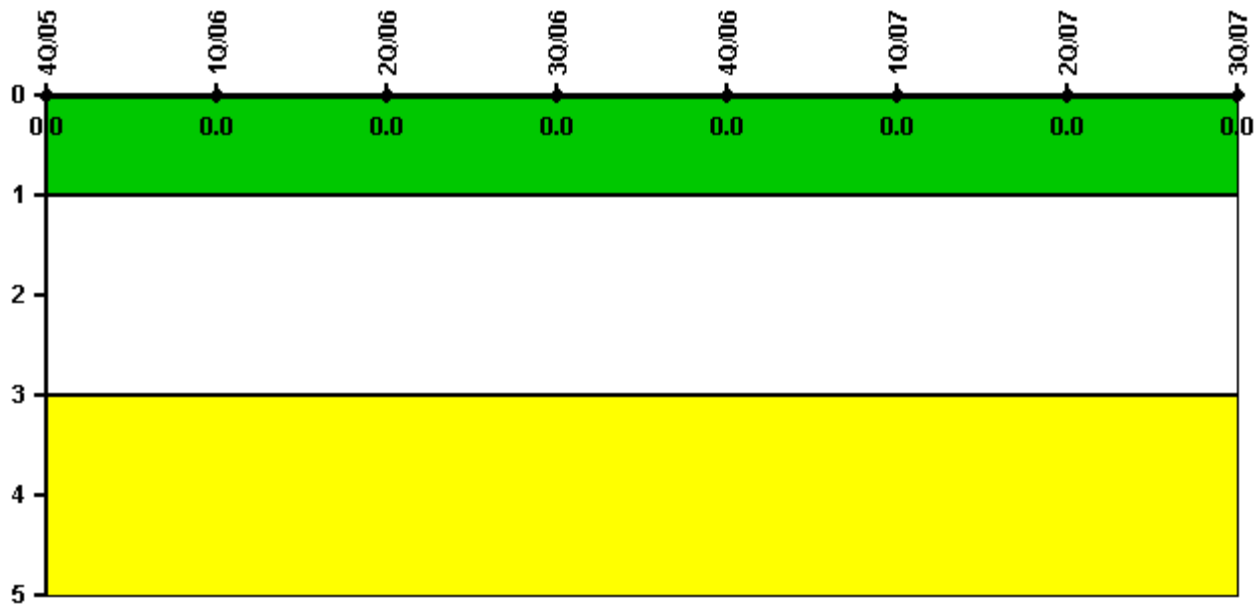
Thresholds: White > 2.0 Yellow > 5.0

Notes

Occupational Exposure Control Effectiveness	4Q/05	1Q/06	2Q/06	3Q/06	4Q/06	1Q/07	2Q/07	3Q/07
High radiation area occurrences	0	0	0	0	0	0	0	0
Very high radiation area occurrences	0	0	0	0	0	0	0	0
Unintended exposure occurrences	0	0	0	0	0	0	0	0
Indicator value	1	1	1	0	0	0	0	0

Licensee Comments: none

RETS/ODCM Radiological Effluent



Thresholds: White > 1.0 Yellow > 3.0

Notes

RETS/ODCM Radiological Effluent	4Q/05	1Q/06	2Q/06	3Q/06	4Q/06	1Q/07	2Q/07	3Q/07
RETS/ODCM occurrences	0	0	0	0	0	0	0	0
Indicator value	0	0	0	0	0	0	0	0

Licensee Comments: none

[Physical Protection](#) information not publicly available.