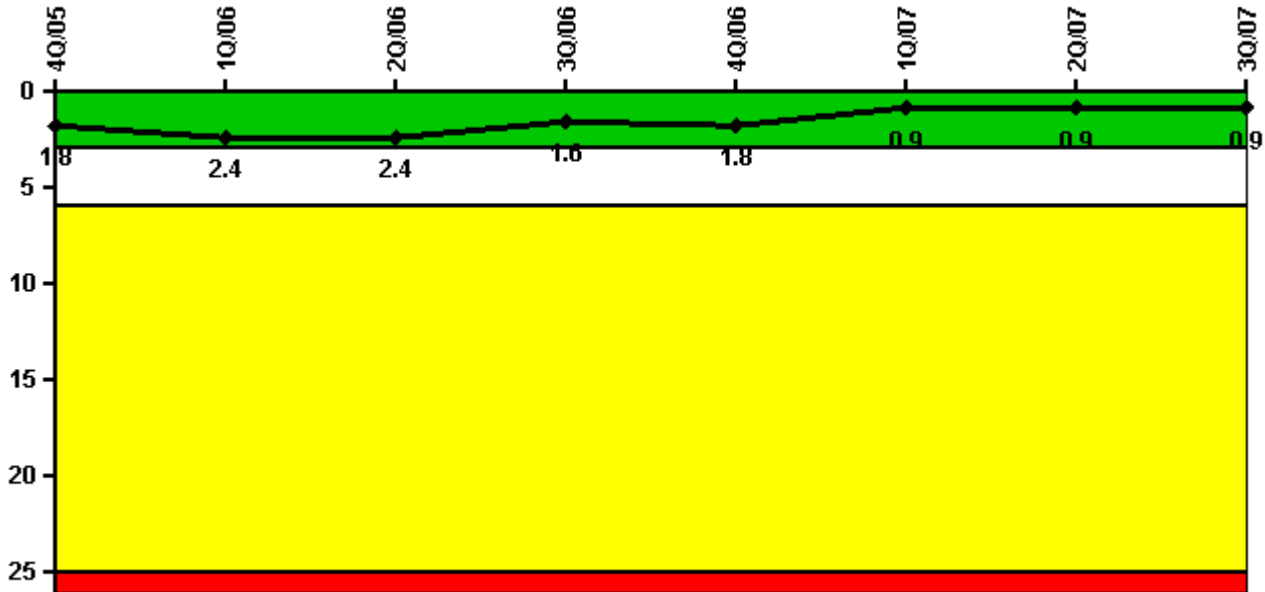


Cooper

3Q/2007 Performance Indicators

Licensee's General Comments: none

Unplanned Scrams per 7000 Critical Hrs



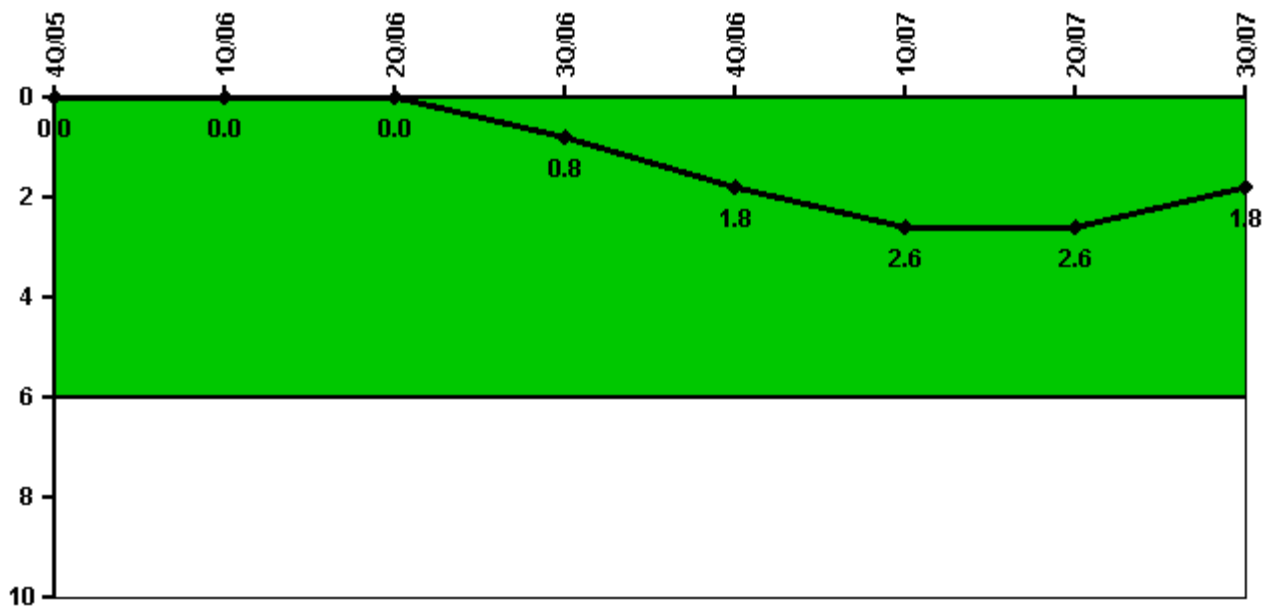
Thresholds: White > 3.0 Yellow > 6.0 Red > 25.0

Notes

Unplanned Scrams per 7000 Critical Hrs	4Q/05	1Q/06	2Q/06	3Q/06	4Q/06	1Q/07	2Q/07	3Q/07
Unplanned scrams	0	1.0	1.0	0	0	0	1.0	0
Critical hours	2209.0	2113.4	2131.3	2208.0	1456.7	2159.0	2123.7	2208.0
Indicator value	1.8	2.4	2.4	1.6	1.8	0.9	0.9	0.9

Licensee Comments: none

Unplanned Power Changes per 7000 Critical Hrs



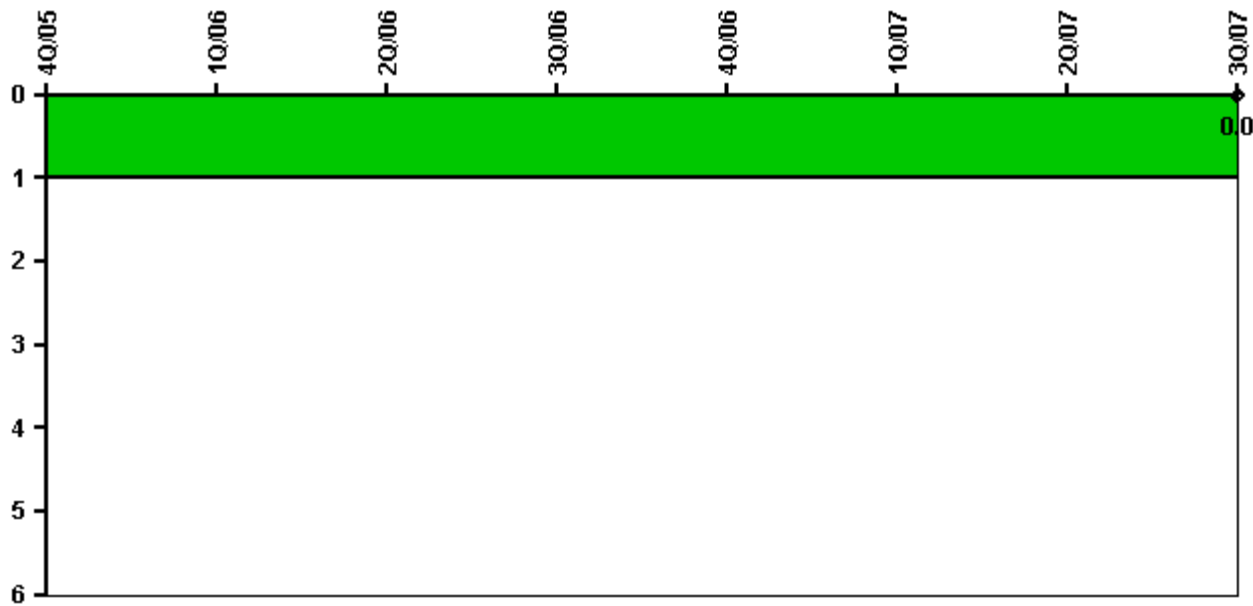
Thresholds: White > 6.0

Notes

Unplanned Power Changes per 7000 Critical Hrs	4Q/05	1Q/06	2Q/06	3Q/06	4Q/06	1Q/07	2Q/07	3Q/07
Unplanned power changes	0	0	0	1.0	1.0	1.0	0	0
Critical hours	2209.0	2113.4	2131.3	2208.0	1456.7	2159.0	2123.7	2208.0
Indicator value	0	0	0	0.8	1.8	2.6	2.6	1.8

Licensee Comments: none

Unplanned Scrams with Complications



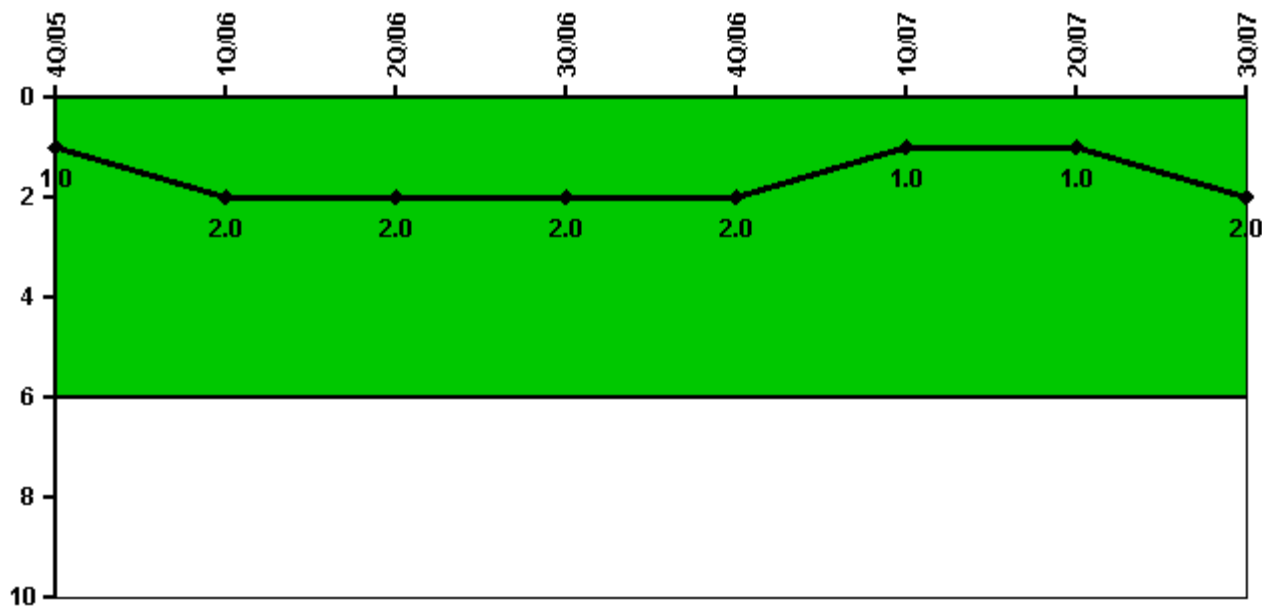
Thresholds: White > 1.0

Notes

Unplanned Scrams with Complications	4Q/05	1Q/06	2Q/06	3Q/06	4Q/06	1Q/07	2Q/07	3Q/07
Scrams with complications					0	0	0	0
Indicator value								0.0

Licensee Comments: none

Safety System Functional Failures (BWR)



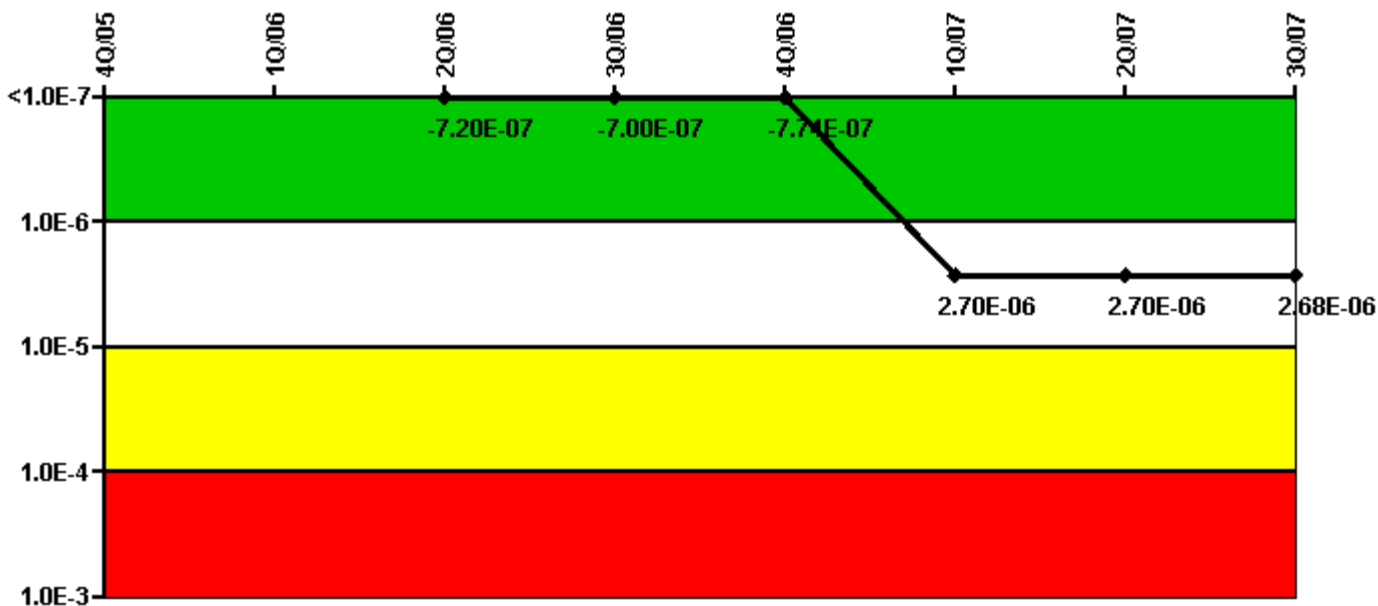
Thresholds: White > 6.0

Notes

Safety System Functional Failures (BWR)	4Q/05	1Q/06	2Q/06	3Q/06	4Q/06	1Q/07	2Q/07	3Q/07
Safety System Functional Failures	0	1	1	0	0	0	1	1
Indicator value	1	2	2	2	2	1	1	2

Licensee Comments: none

Mitigating Systems Performance Index, Emergency AC Power System



Thresholds: White > 1.00E-6 Yellow > 1.00E-5 Red > 1.00E-4

Notes

Mitigating Systems Performance Index, Emergency AC Power System	4Q/05	1Q/06	2Q/06	3Q/06	4Q/06	1Q/07	2Q/07	3Q/07
UAI (ΔCDF)			1.00E-07	8.00E-08	8.60E-08	1.00E-07	1.00E-07	1.80E-07
URI (ΔCDF)			-8.20E-07	-7.80E-07	-8.60E-07	2.60E-06	2.60E-06	2.50E-06
PLE			NO	NO	NO	NO	NO	NO
Indicator value			-7.20E-07	-7.00E-07	-7.74E-07	2.70E-06	2.70E-06	2.68E-06

Licensee Comments:


3Q/07: Risk Cap Invoked.

2Q/07: Risk Cap Invoked.

1Q/07: Risk Cap Invoked.

4Q/06: Risk Cap Invoked.

Mitigating Systems Performance Index, High Pressure Injection System



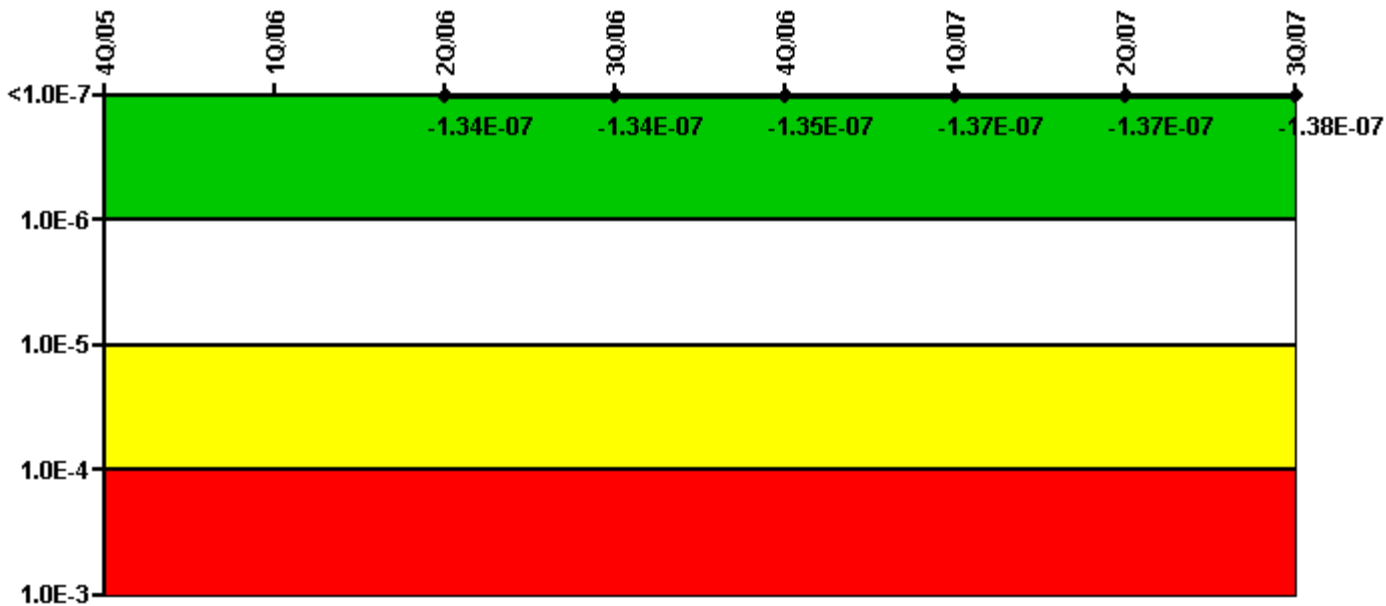
Thresholds: White > 1.00E-6 Yellow > 1.00E-5 Red > 1.00E-4

Notes

Mitigating Systems Performance Index, High Pressure Injection System	4Q/05	1Q/06	2Q/06	3Q/06	4Q/06	1Q/07	2Q/07	3Q/07
UAI (Δ CDF)			-1.00E-08	-1.00E-08	-1.00E-08	-1.00E-08	-1.00E-08	-1.00E-08
URI (Δ CDF)			-1.30E-08	-1.30E-08	-1.30E-08	-1.30E-08	-1.30E-08	-1.30E-08
PLE			NO	NO	NO	NO	NO	NO
Indicator value			-2.30E-08	-2.30E-08	-2.30E-08	-2.30E-08	-2.30E-08	-2.30E-08

Licensee Comments: none

Mitigating Systems Performance Index, Heat Removal System



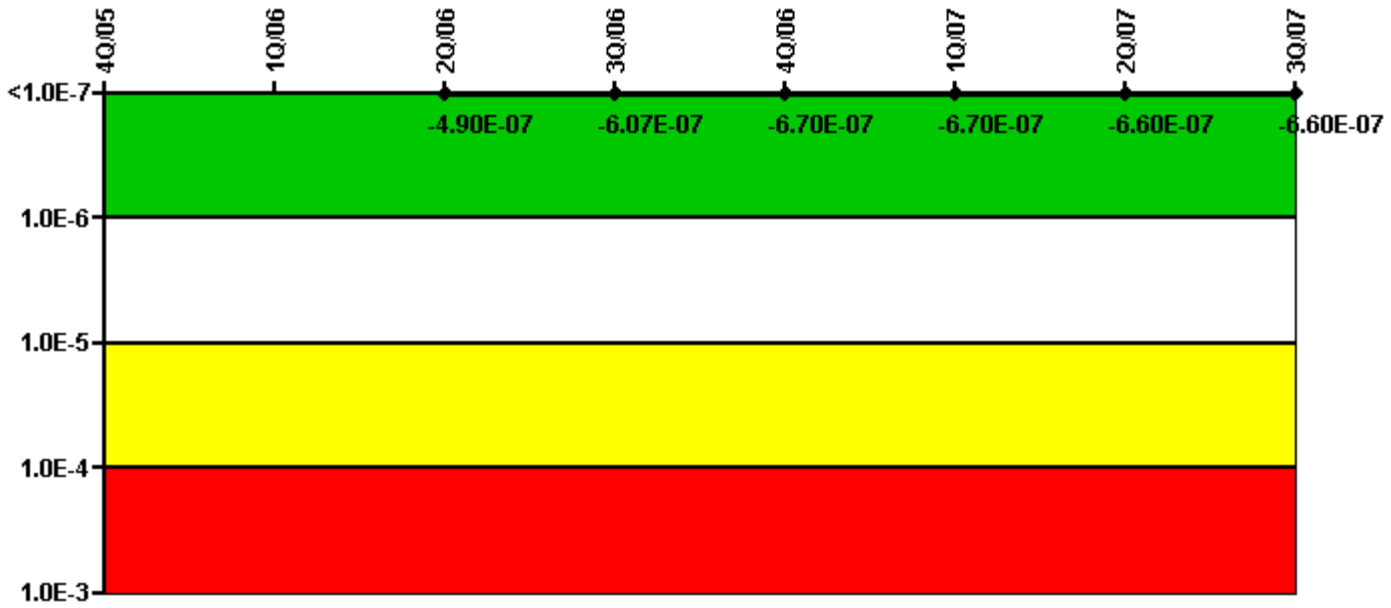
Thresholds: White > 1.00E-6 Yellow > 1.00E-5 Red > 1.00E-4

Notes

Mitigating Systems Performance Index, Heat Removal System	4Q/05	1Q/06	2Q/06	3Q/06	4Q/06	1Q/07	2Q/07	3Q/07
UAI (Δ CDF)			-3.80E-08	-3.80E-08	-4.30E-08	-4.50E-08	-4.50E-08	-4.60E-08
URI (Δ CDF)			-9.60E-08	-9.60E-08	-9.20E-08	-9.20E-08	-9.20E-08	-9.20E-08
PLE			NO	NO	NO	NO	NO	NO
Indicator value			-1.34E-07	-1.34E-07	-1.35E-07	-1.37E-07	-1.37E-07	-1.38E-07

Licensee Comments: none

Mitigating Systems Performance Index, Residual Heat Removal System



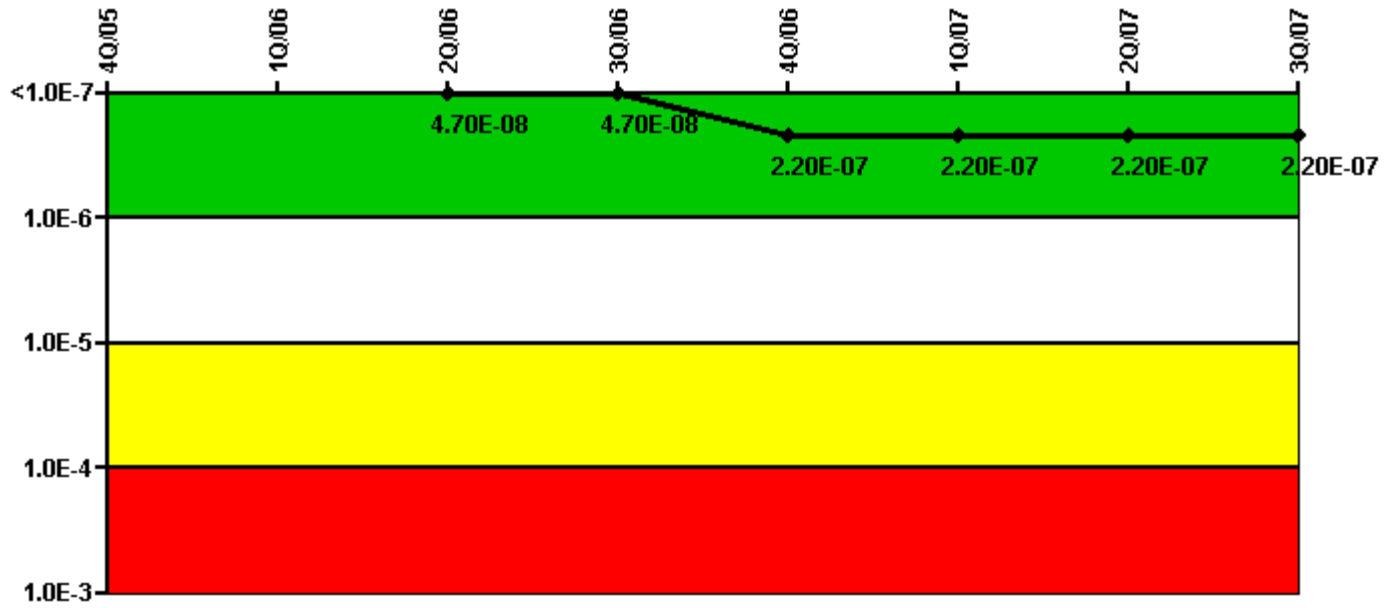
Thresholds: White > 1.00E-6 Yellow > 1.00E-5 Red > 1.00E-4

Notes

Mitigating Systems Performance Index, Residual Heat Removal System	4Q/05	1Q/06	2Q/06	3Q/06	4Q/06	1Q/07	2Q/07	3Q/07
UAI (Δ CDF)			5.00E-08	-7.70E-08	-1.20E-07	-1.20E-07	-1.10E-07	-1.10E-07
URI (Δ CDF)			-5.40E-07	-5.30E-07	-5.50E-07	-5.50E-07	-5.50E-07	-5.50E-07
PLE			NO	NO	NO	NO	NO	NO
Indicator value			-4.90E-07	-6.07E-07	-6.70E-07	-6.70E-07	-6.60E-07	-6.60E-07

Licensee Comments: none

Mitigating Systems Performance Index, Cooling Water Systems



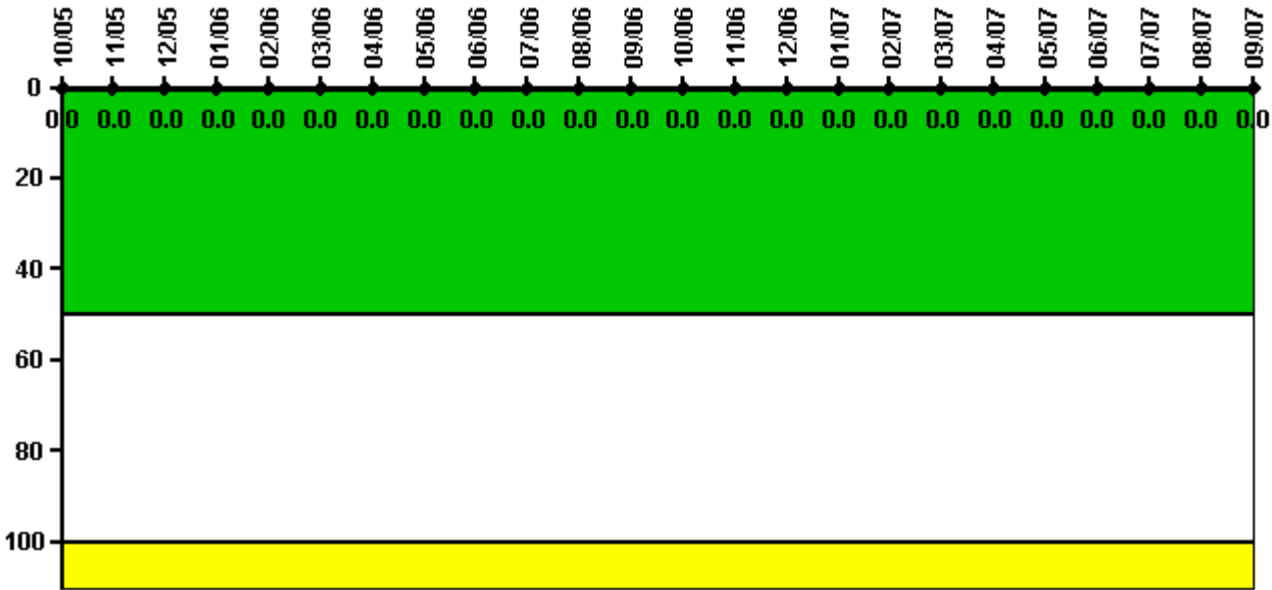
Thresholds: White > 1.00E-6 Yellow > 1.00E-5 Red > 1.00E-4

Notes

Mitigating Systems Performance Index, Cooling Water Systems	4Q/05	1Q/06	2Q/06	3Q/06	4Q/06	1Q/07	2Q/07	3Q/07
UAI (ΔCDF)			1.10E-07	1.10E-07	1.10E-07	1.10E-07	1.10E-07	1.10E-07
URI (ΔCDF)			-6.30E-08	-6.30E-08	1.10E-07	1.10E-07	1.10E-07	1.10E-07
PLE			NO	NO	NO	NO	NO	NO
Indicator value			4.70E-08	4.70E-08	2.20E-07	2.20E-07	2.20E-07	2.20E-07

Licensee Comments: none

Reactor Coolant System Activity



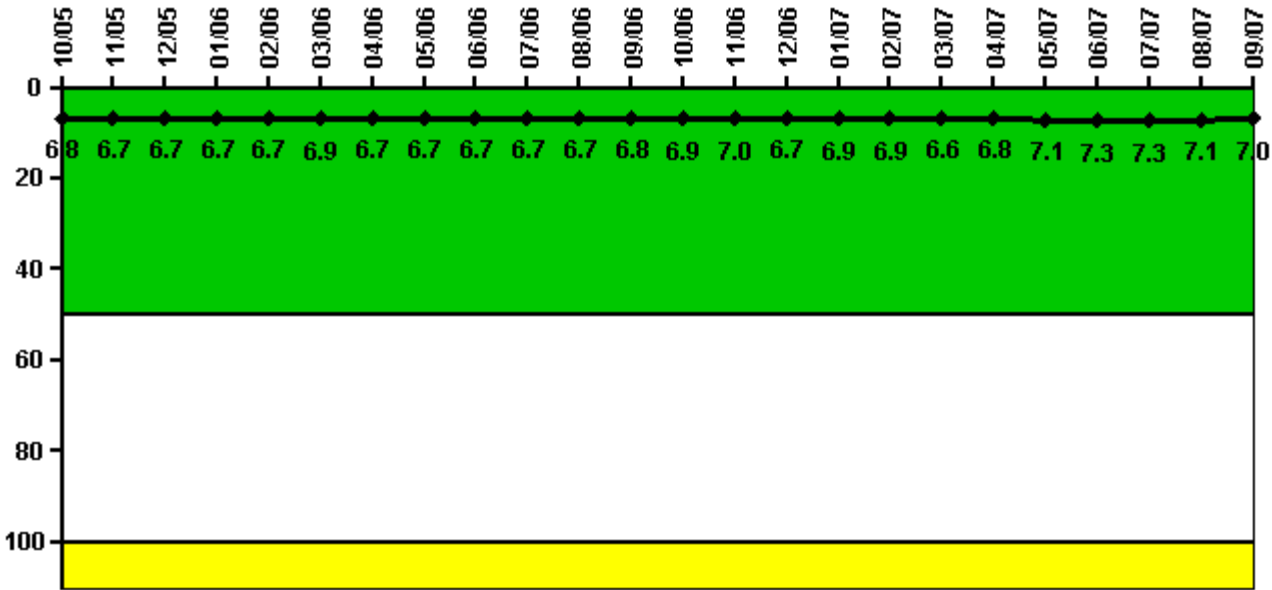
Thresholds: White > 50.0 Yellow > 100.0

Notes

Reactor Coolant System Activity	10/05	11/05	12/05	1/06	2/06	3/06	4/06	5/06	6/06	7/06	8/06	9/06
Maximum activity	0.000066	0.000022	0.000021	0.000022	0.000027	0.000021	0.000019	0.000020	0.000020	0.000021	0.000025	0.000020
Technical specification limit	0.2	0.2	0.2	0.2	0.2	0.2	0.2	0.2	0.2	0.2	0.2	0.2
Indicator value	0	0	0	0	0	0	0	0	0	0	0	0
Reactor Coolant System Activity	10/06	11/06	12/06	1/07	2/07	3/07	4/07	5/07	6/07	7/07	8/07	9/07
Maximum activity	0.000020	0.000026	0.000030	0.000026	0.000021	0.000018	0.000026	0.000026	0.000016	0.000017	0.000017	0.000016
Technical specification limit	0.2	0.2	0.2	0.2	0.2	0.2	0.2	0.2	0.2	0.2	0.2	0.2
Indicator value	0	0	0	0	0	0	0	0	0	0	0	0

Licensee Comments: none

Reactor Coolant System Leakage



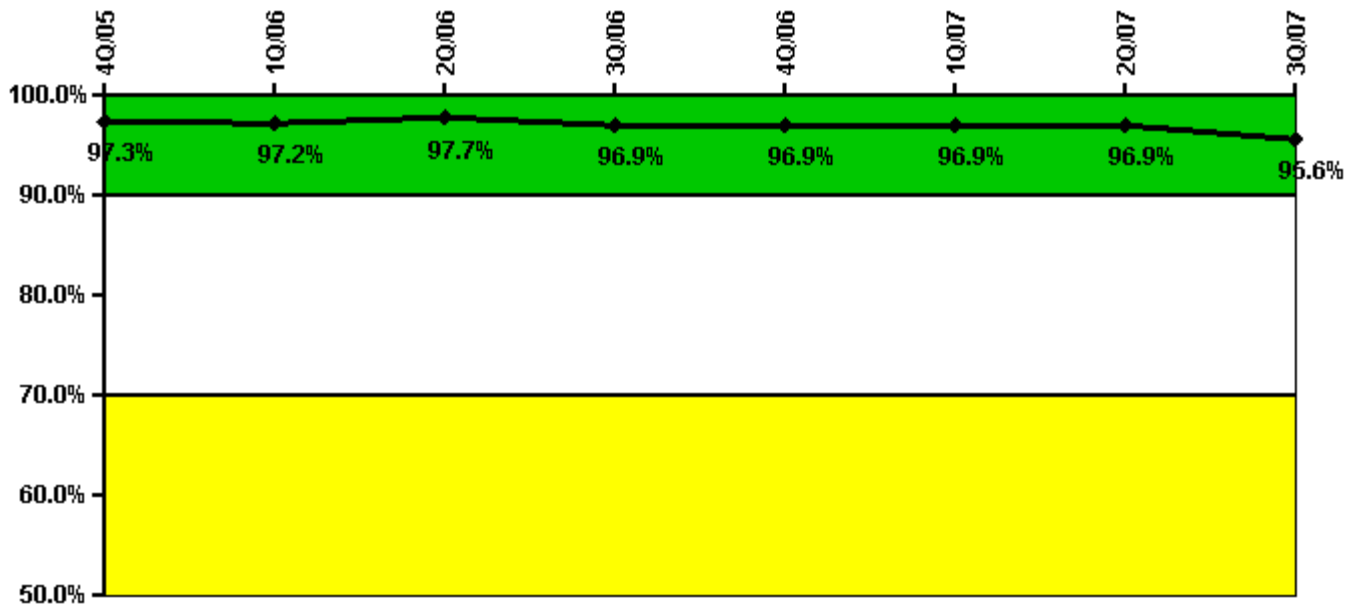
Thresholds: White > 50.0 Yellow > 100.0

Notes

Reactor Coolant System Leakage	10/05	11/05	12/05	1/06	2/06	3/06	4/06	5/06	6/06	7/06	8/06	9/06
Maximum leakage	2.040	2.019	2.006	2.008	2.008	2.076	2.016	2.009	2.020	2.013	2.020	2.050
Technical specification limit	30.0	30.0	30.0	30.0	30.0	30.0	30.0	30.0	30.0	30.0	30.0	30.0
Indicator value	6.8	6.7	6.7	6.7	6.7	6.9	6.7	6.7	6.7	6.7	6.7	6.8
Reactor Coolant System Leakage	10/06	11/06	12/06	1/07	2/07	3/07	4/07	5/07	6/07	7/07	8/07	9/07
Maximum leakage	2.060	2.110	2.021	2.060	2.060	1.973	2.028	2.134	2.201	2.184	2.131	2.110
Technical specification limit	30.0	30.0	30.0	30.0	30.0	30.0	30.0	30.0	30.0	30.0	30.0	30.0
Indicator value	6.9	7.0	6.7	6.9	6.9	6.6	6.8	7.1	7.3	7.3	7.1	7.0

Licensee Comments: none

Drill/Exercise Performance



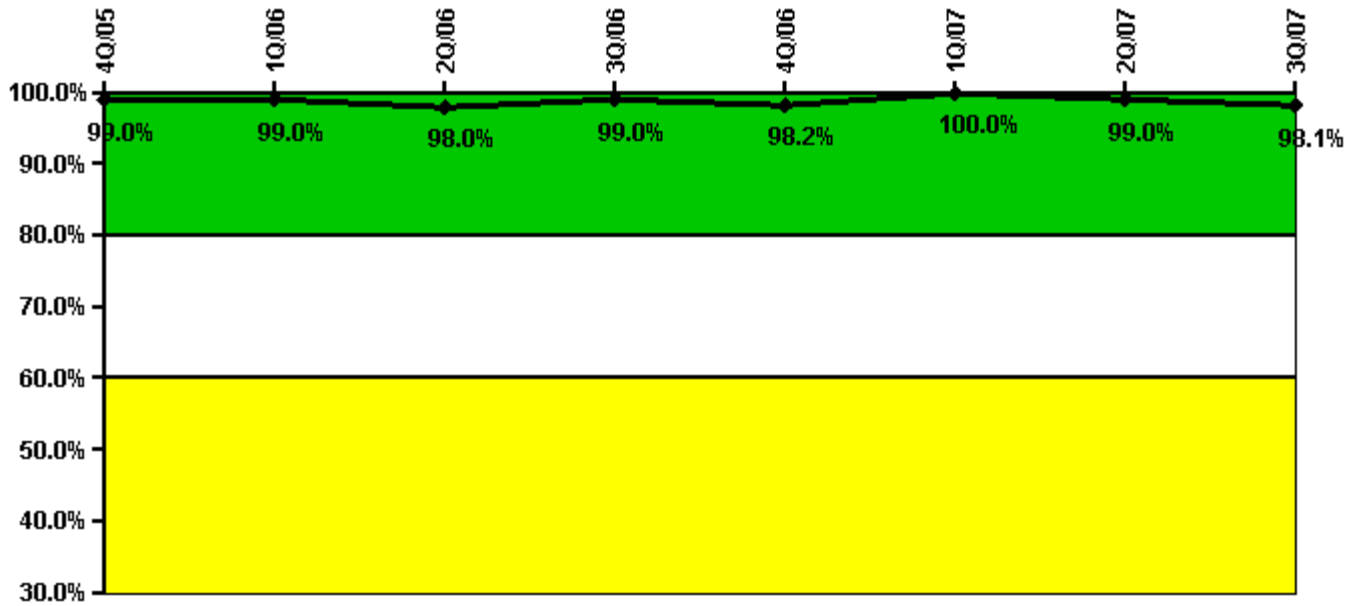
Thresholds: White < 90.0% Yellow < 70.0%

Notes

Drill/Exercise Performance	4Q/05	1Q/06	2Q/06	3Q/06	4Q/06	1Q/07	2Q/07	3Q/07
Successful opportunities	40.0	10.0	20.0	29.0	23.0	72.0	59.0	31.0
Total opportunities	41.0	10.0	20.0	31.0	23.0	76.0	61.0	35.0
Indicator value	97.3%	97.2%	97.7%	96.9%	96.9%	96.9%	96.9%	95.6%

Licensee Comments: none

ERO Drill Participation



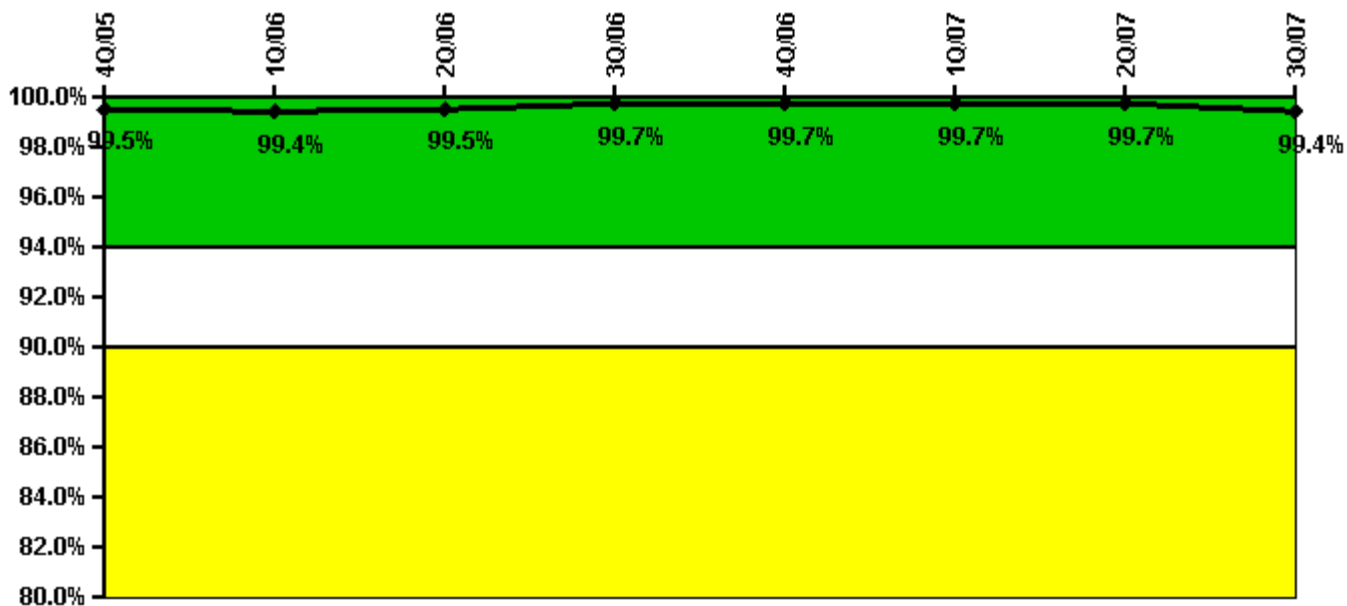
Thresholds: White < 80.0% Yellow < 60.0%

Notes

ERO Drill Participation	4Q/05	1Q/06	2Q/06	3Q/06	4Q/06	1Q/07	2Q/07	3Q/07
Participating Key personnel	98.0	100.0	96.0	97.0	109.0	108.0	100.0	101.0
Total Key personnel	99.0	101.0	98.0	98.0	111.0	108.0	101.0	103.0
Indicator value	99.0%	99.0%	98.0%	99.0%	98.2%	100.0%	99.0%	98.1%

Licensee Comments: none

Alert & Notification System



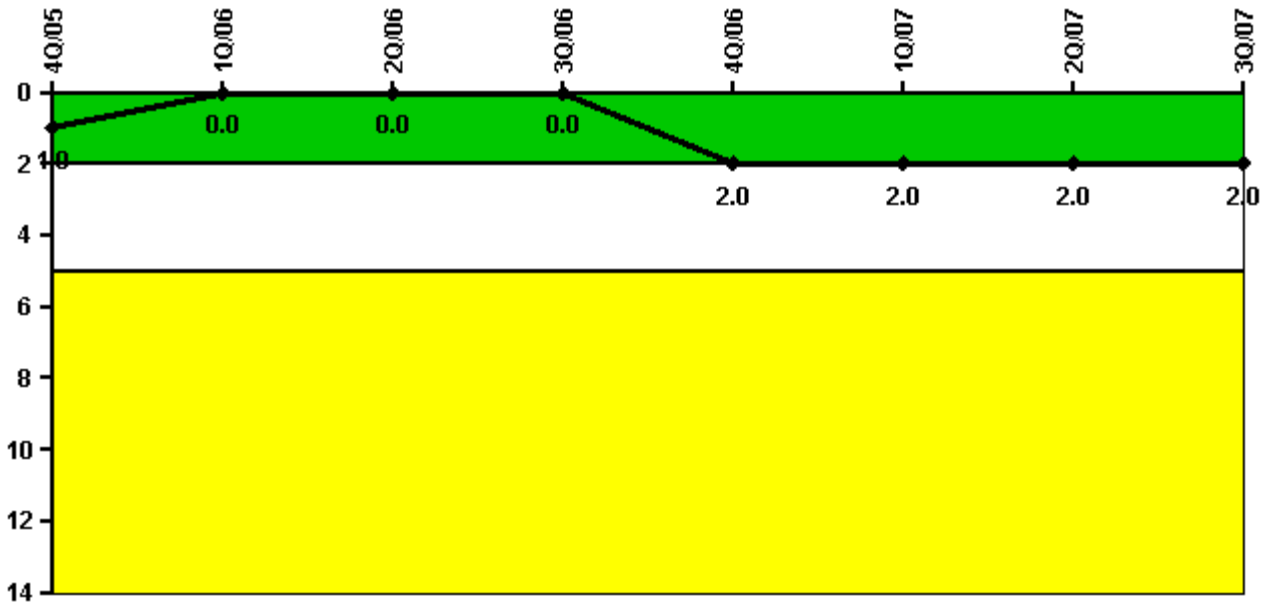
Thresholds: White < 94.0% Yellow < 90.0%

Notes

Alert & Notification System	4Q/05	1Q/06	2Q/06	3Q/06	4Q/06	1Q/07	2Q/07	3Q/07
Successful siren-tests	309	287	288	288	309	288	287	285
Total sirens-tests	312	288	288	288	312	288	288	288
Indicator value	99.5%	99.4%	99.5%	99.7%	99.7%	99.7%	99.7%	99.4%

Licensee Comments: none

Occupational Exposure Control Effectiveness



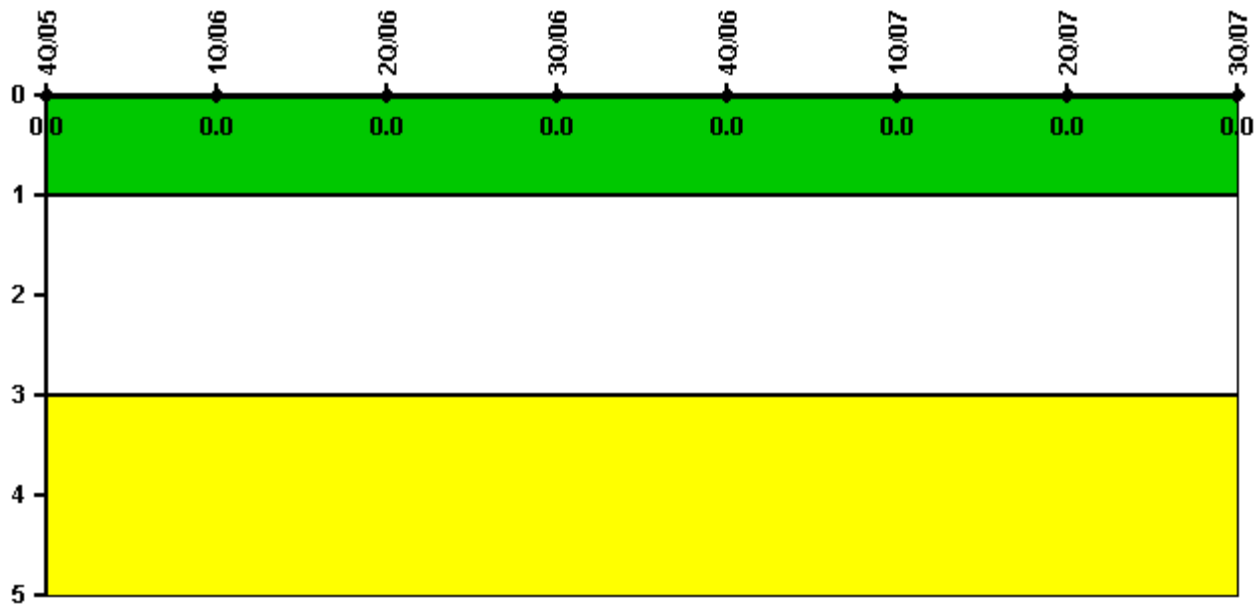
Thresholds: White > 2.0 Yellow > 5.0

Notes

Occupational Exposure Control Effectiveness	4Q/05	1Q/06	2Q/06	3Q/06	4Q/06	1Q/07	2Q/07	3Q/07
High radiation area occurrences	0	0	0	0	1	0	0	0
Very high radiation area occurrences	0	0	0	0	0	0	0	0
Unintended exposure occurrences	0	0	0	0	1	0	0	0
Indicator value	1	0	0	0	2	2	2	2

Licensee Comments: none

RETS/ODCM Radiological Effluent



Thresholds: White > 1.0 Yellow > 3.0

Notes

RETS/ODCM Radiological Effluent	4Q/05	1Q/06	2Q/06	3Q/06	4Q/06	1Q/07	2Q/07	3Q/07
RETS/ODCM occurrences	0	0	0	0	0	0	0	0
Indicator value	0	0	0	0	0	0	0	0

Licensee Comments: none

[Physical Protection](#) information not publicly available.