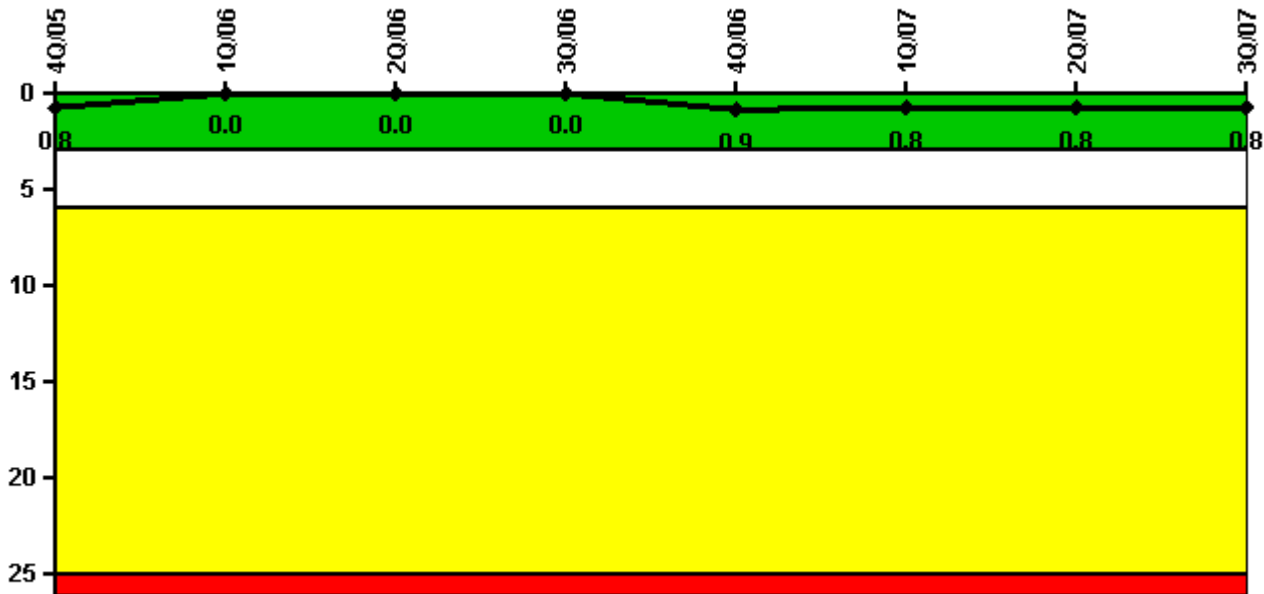


Calvert Cliffs 1

3Q/2007 Performance Indicators

Licensee's General Comments: none

Unplanned Scrams per 7000 Critical Hrs



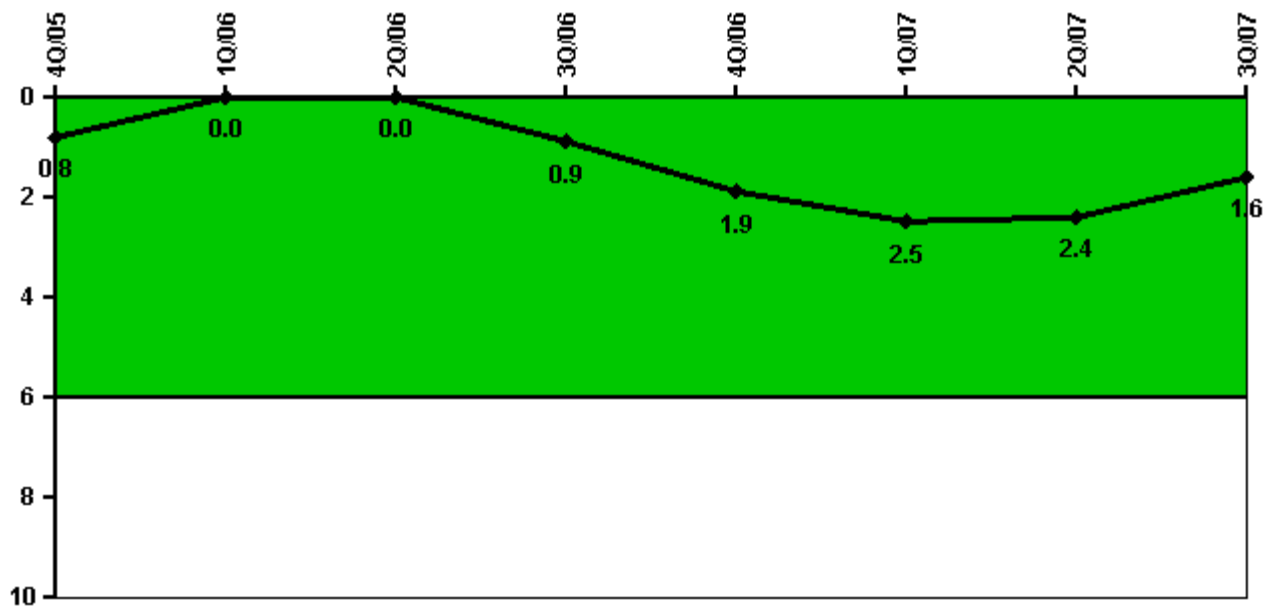
Thresholds: White > 3.0 Yellow > 6.0 Red > 25.0

Notes

Unplanned Scrams per 7000 Critical Hrs	4Q/05	1Q/06	2Q/06	3Q/06	4Q/06	1Q/07	2Q/07	3Q/07
Unplanned scrams	0	0	0	0	1.0	0	0	0
Critical hours	2209.0	1221.1	1955.6	2208.0	2089.4	2159.0	2184.0	2208.0
Indicator value	0.8	0	0	0	0.9	0.8	0.8	0.8

Licensee Comments: none

Unplanned Power Changes per 7000 Critical Hrs



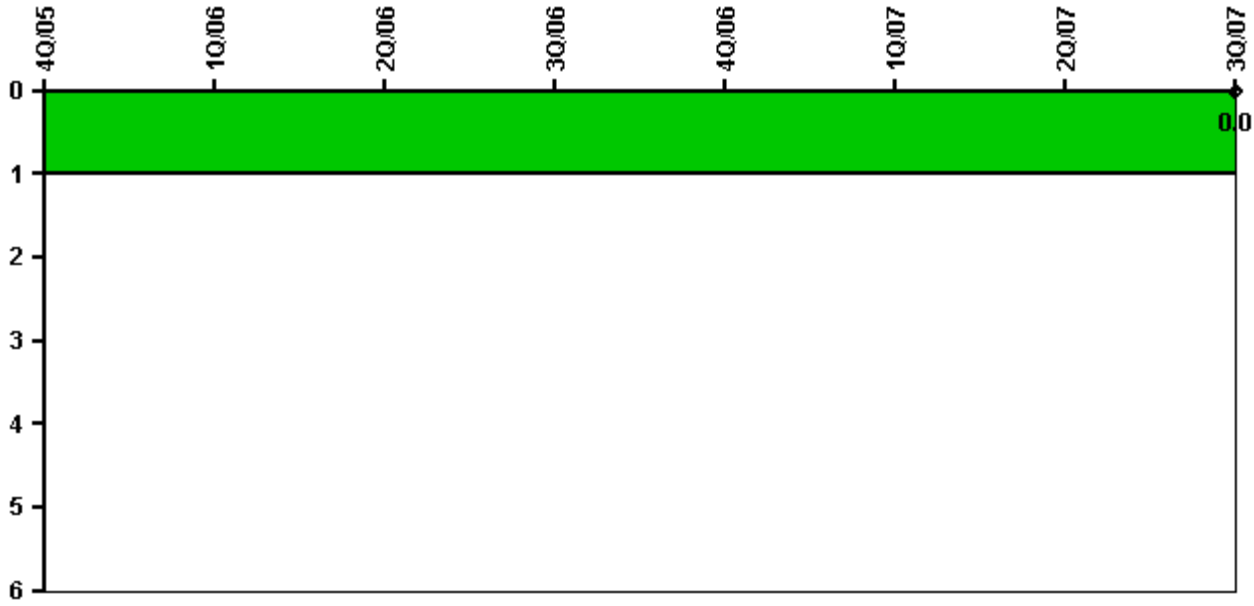
Thresholds: White > 6.0

Notes

Unplanned Power Changes per 7000 Critical Hrs	4Q/05	1Q/06	2Q/06	3Q/06	4Q/06	1Q/07	2Q/07	3Q/07
Unplanned power changes	0	0	0	1.0	1.0	1.0	0	0
Critical hours	2209.0	1221.1	1955.6	2208.0	2089.4	2159.0	2184.0	2208.0
Indicator value	0.8	0	0	0.9	1.9	2.5	2.4	1.6

Licensee Comments: none

Unplanned Scrams with Complications



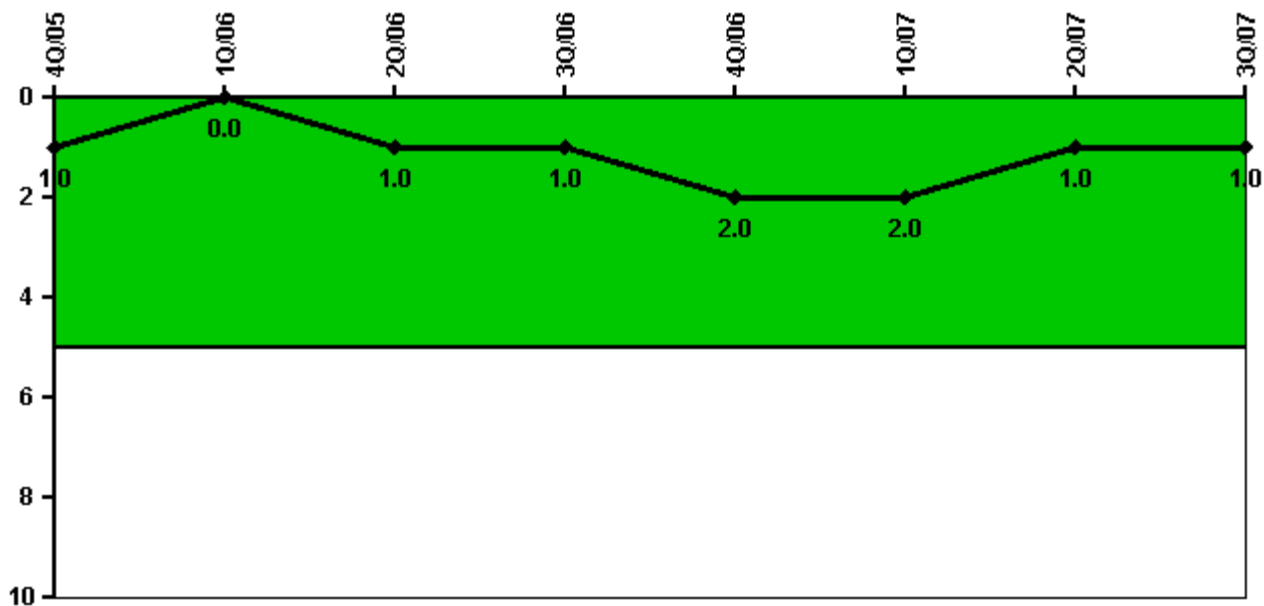
Thresholds: White > 1.0

Notes

Unplanned Scrams with Complications	4Q/05	1Q/06	2Q/06	3Q/06	4Q/06	1Q/07	2Q/07	3Q/07
Scrams with complications					0	0	0	0
Indicator value								0.0

Licensee Comments: none

Safety System Functional Failures (PWR)



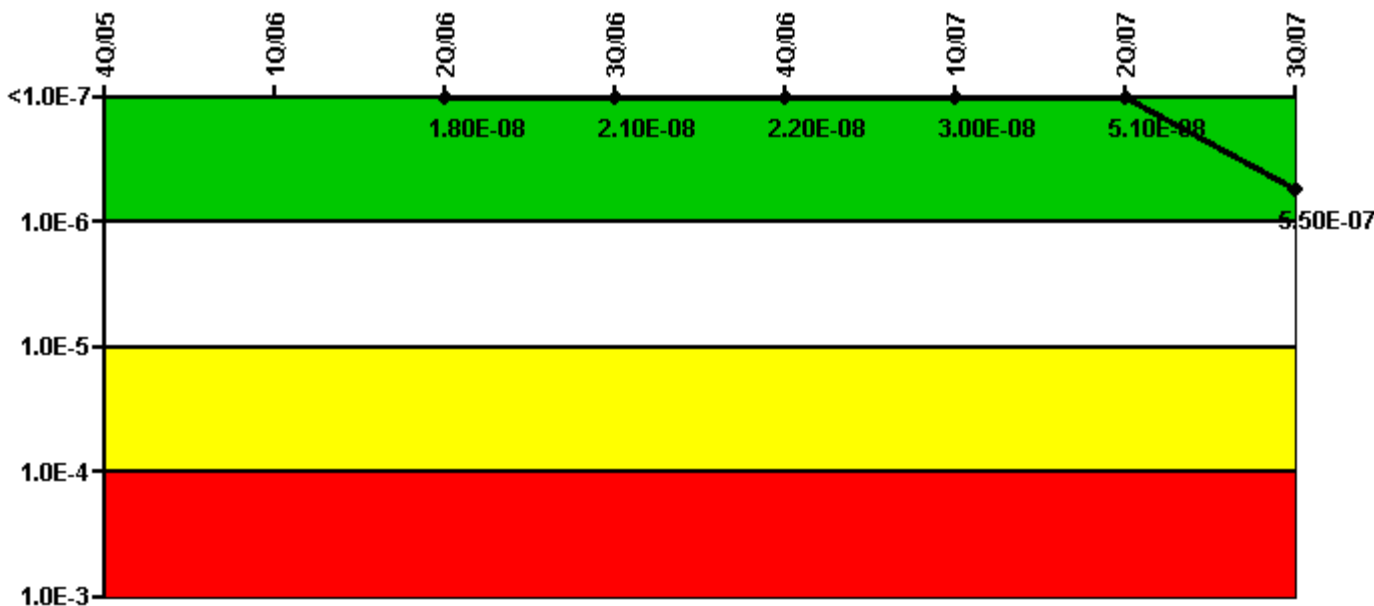
Thresholds: White > 5.0

Notes

Safety System Functional Failures (PWR)	4Q/05	1Q/06	2Q/06	3Q/06	4Q/06	1Q/07	2Q/07	3Q/07
Safety System Functional Failures	0	0	1	0	1	0	0	0
Indicator value	1	0	1	1	2	2	1	1

Licensee Comments: none

Mitigating Systems Performance Index, Emergency AC Power System



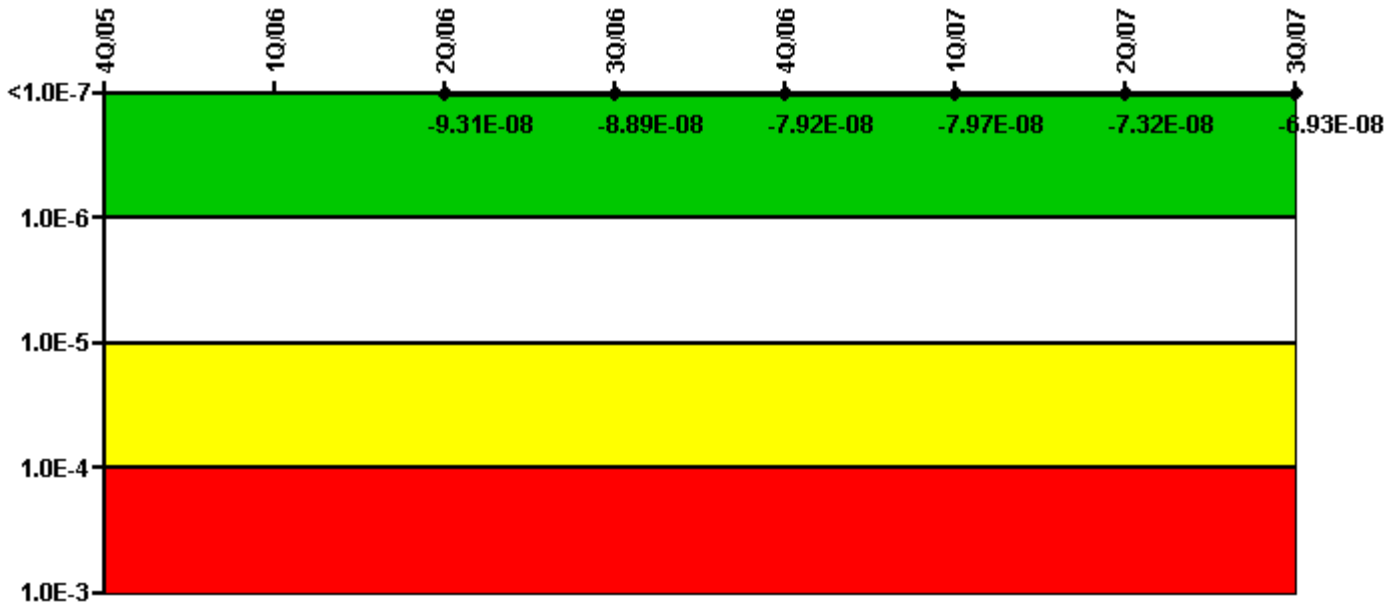
Thresholds: White > 1.00E-6 Yellow > 1.00E-5 Red > 1.00E-4

Notes

Mitigating Systems Performance Index, Emergency AC Power System	4Q/05	1Q/06	2Q/06	3Q/06	4Q/06	1Q/07	2Q/07	3Q/07
UAI (Δ CDF)			4.80E-08	5.10E-08	5.30E-08	5.50E-08	7.00E-08	2.10E-07
URI (Δ CDF)			-3.00E-08	-3.00E-08	-3.10E-08	-2.50E-08	-1.90E-08	3.40E-07
PLE			NO	NO	NO	NO	NO	NO
Indicator value			1.80E-08	2.10E-08	2.20E-08	3.00E-08	5.10E-08	5.50E-07

Licensee Comments: none

Mitigating Systems Performance Index, High Pressure Injection System



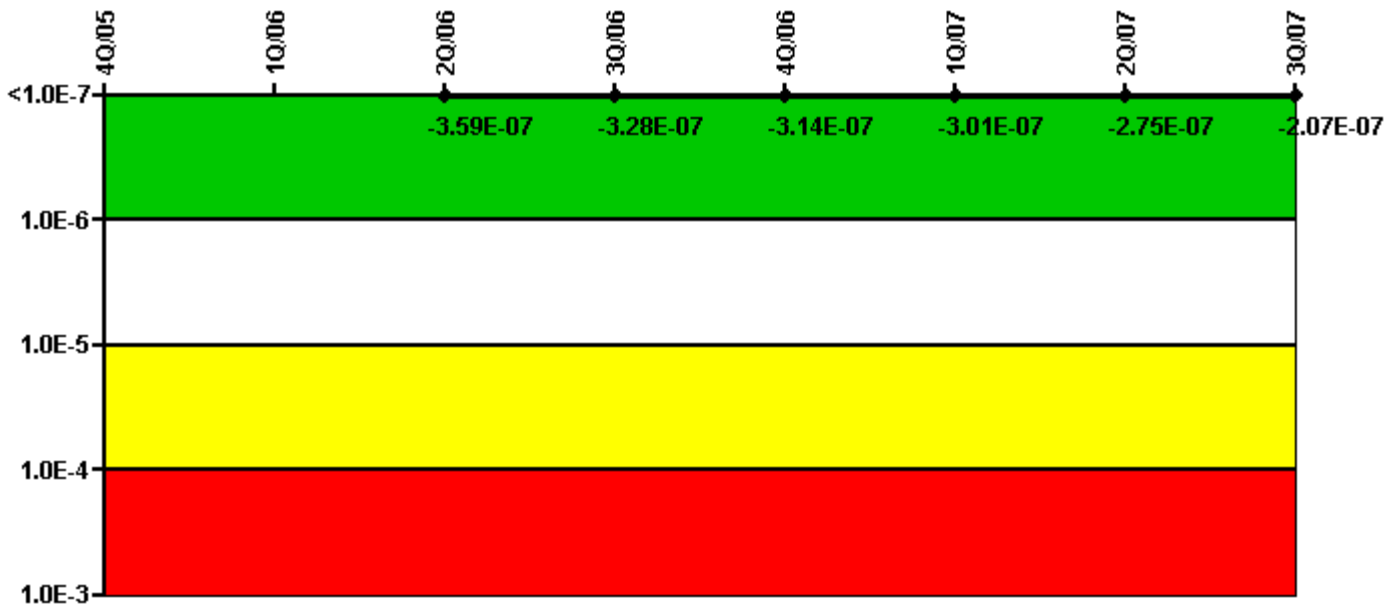
Thresholds: White > 1.00E-6 Yellow > 1.00E-5 Red > 1.00E-4

Notes

Mitigating Systems Performance Index, High Pressure Injection System	4Q/05	1Q/06	2Q/06	3Q/06	4Q/06	1Q/07	2Q/07	3Q/07
UAI (Δ CDF)			-6.10E-09	-5.90E-09	5.80E-09	7.30E-09	2.80E-09	3.70E-09
URI (Δ CDF)			-8.70E-08	-8.30E-08	-8.50E-08	-8.70E-08	-7.60E-08	-7.30E-08
PLE			NO	NO	NO	NO	NO	NO
Indicator value			-9.31E-08	-8.89E-08	-7.92E-08	-7.97E-08	-7.32E-08	-6.93E-08

Licensee Comments: none

Mitigating Systems Performance Index, Heat Removal System



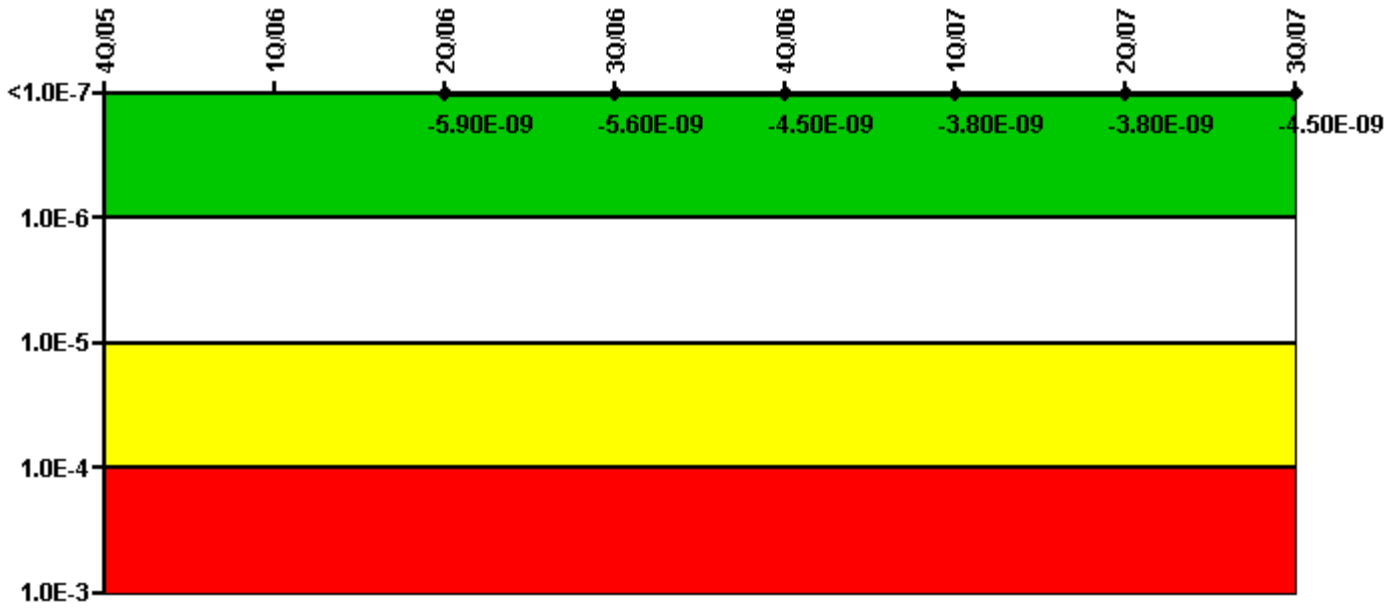
Thresholds: White > 1.00E-6 Yellow > 1.00E-5 Red > 1.00E-4

Notes

Mitigating Systems Performance Index, Heat Removal System	4Q/05	1Q/06	2Q/06	3Q/06	4Q/06	1Q/07	2Q/07	3Q/07
UAI (Δ CDF)			-6.90E-08	-4.80E-08	-3.40E-08	-2.10E-08	-1.50E-08	5.30E-08
URI (Δ CDF)			-2.90E-07	-2.80E-07	-2.80E-07	-2.80E-07	-2.60E-07	-2.60E-07
PLE			NO	NO	NO	NO	NO	NO
Indicator value			-3.59E-07	-3.28E-07	-3.14E-07	-3.01E-07	-2.75E-07	-2.07E-07

Licensee Comments: none

Mitigating Systems Performance Index, Residual Heat Removal System




Thresholds: White > 1.00E-6 Yellow > 1.00E-5 Red > 1.00E-4

Notes

Mitigating Systems Performance Index, Residual Heat Removal System	4Q/05	1Q/06	2Q/06	3Q/06	4Q/06	1Q/07	2Q/07	3Q/07
UAI (Δ CDF)			-8.70E-09	-8.20E-09	-6.90E-09	-5.90E-09	-6.40E-09	-7.00E-09
URI (Δ CDF)			2.80E-09	2.60E-09	2.40E-09	2.10E-09	2.60E-09	2.50E-09
PLE			NO	NO	NO	NO	NO	NO
Indicator value			-5.90E-09	-5.60E-09	-4.50E-09	-3.80E-09	-3.80E-09	-4.50E-09

Licensee Comments: none

Mitigating Systems Performance Index, Cooling Water Systems



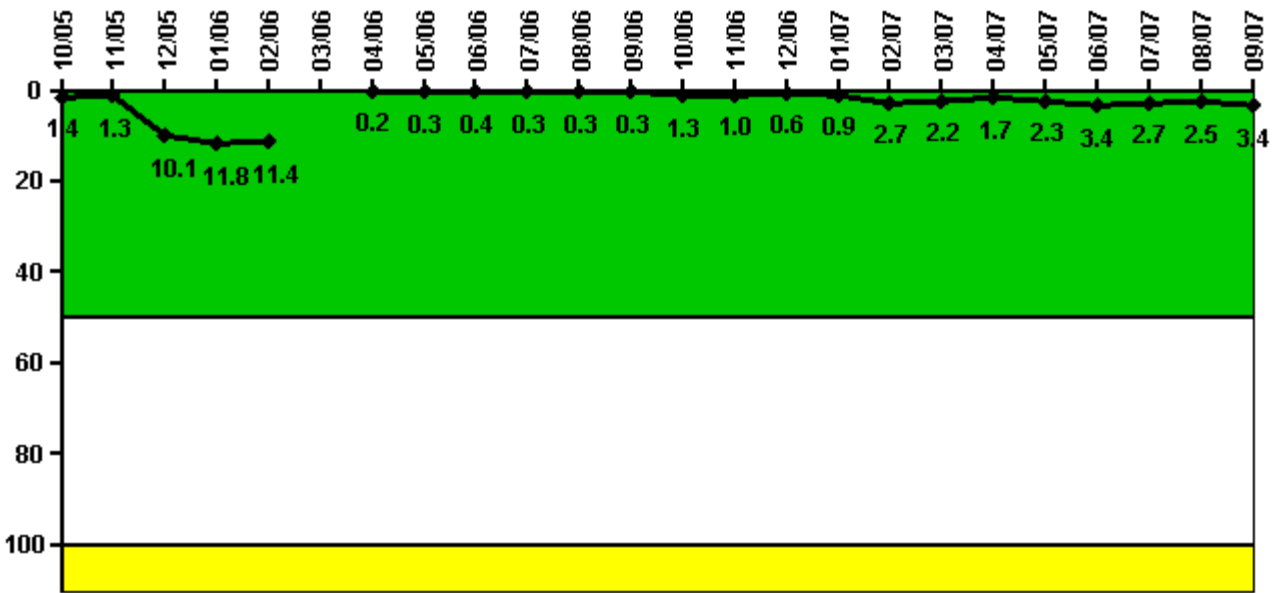
Thresholds: White > 1.00E-6 Yellow > 1.00E-5 Red > 1.00E-4

Notes

Mitigating Systems Performance Index, Cooling Water Systems	4Q/05	1Q/06	2Q/06	3Q/06	4Q/06	1Q/07	2Q/07	3Q/07
UAI (ΔCDF)			2.30E-09	6.60E-09	9.30E-09	8.10E-09	7.00E-09	6.10E-09
URI (ΔCDF)			-8.50E-08	-8.50E-08	-8.50E-08	-8.50E-08	-8.40E-08	-8.40E-08
PLE			NO	NO	NO	NO	NO	NO
Indicator value			-8.27E-08	-7.84E-08	-7.57E-08	-7.69E-08	-7.70E-08	-7.79E-08

Licensee Comments: none

Reactor Coolant System Activity



Thresholds: White > 50.0 Yellow > 100.0


Notes

Reactor Coolant System Activity	10/05	11/05	12/05	1/06	2/06	3/06	4/06	5/06	6/06	7/06	8/06	9/06
Maximum activity	0.013500	0.013100	0.101000	0.118000	0.114000	N/A	0.002340	0.003210	0.003550	0.003310	0.002930	0.003200
Technical specification limit	1.0	1.0	1.0	1.0	1.0	1.0	1.0	1.0	1.0	1.0	1.0	1.0
Indicator value	1.4	1.3	10.1	11.8	11.4	N/A	0.2	0.3	0.4	0.3	0.3	0.3

Reactor Coolant System Activity	10/06	11/06	12/06	1/07	2/07	3/07	4/07	5/07	6/07	7/07	8/07	9/07
Maximum activity	0.012700	0.009800	0.005640	0.009200	0.027300	0.022400	0.017300	0.023100	0.033900	0.026600	0.024600	0.033800
Technical specification limit	1.0	1.0	1.0	1.0	1.0	1.0	1.0	1.0	1.0	1.0	1.0	1.0
Indicator value	1.3	1.0	0.6	0.9	2.7	2.2	1.7	2.3	3.4	2.7	2.5	3.4

Licensee Comments: none

Reactor Coolant System Leakage



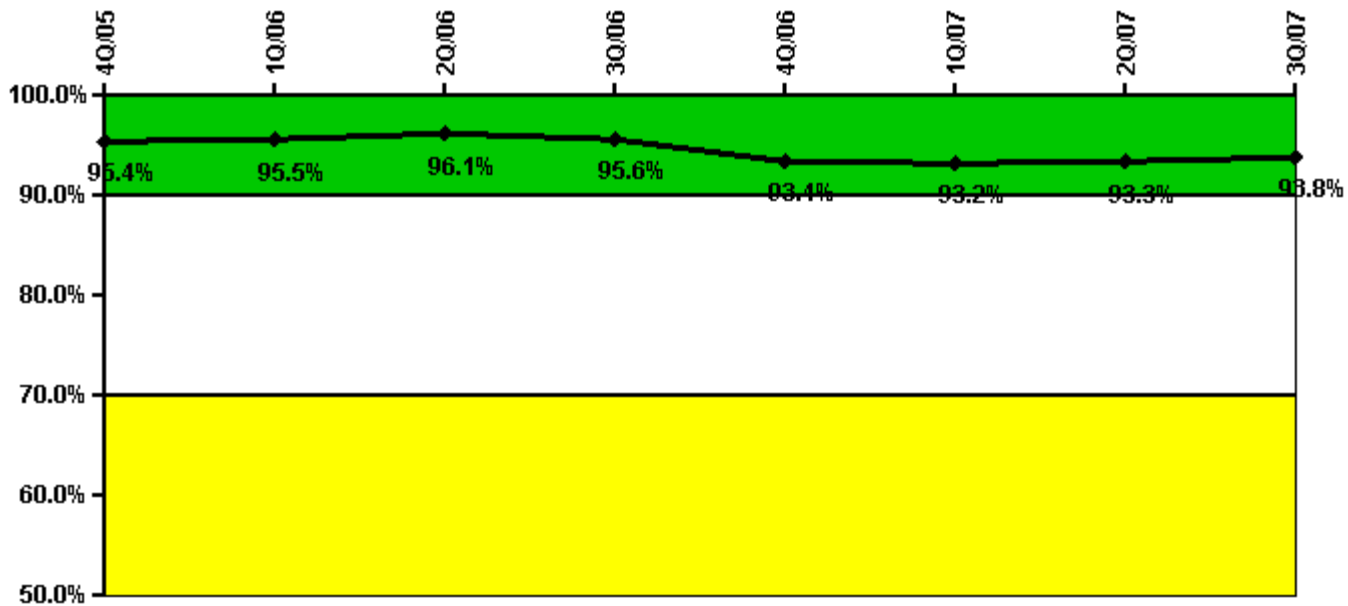
Thresholds: White > 50.0 Yellow > 100.0

Notes

Reactor Coolant System Leakage	10/05	11/05	12/05	1/06	2/06	3/06	4/06	5/06	6/06	7/06	8/06	9/06
Maximum leakage	0.150	0.240	0.140	0.189	0.135	N/A	0.098	0.149	0.298	0.161	0.178	0.436
Technical specification limit	10.0	10.0	10.0	10.0	10.0	10.0	10.0	10.0	10.0	10.0	10.0	10.0
Indicator value	1.5	2.4	1.4	1.9	1.4	N/A	1.0	1.5	3.0	1.6	1.8	4.4
Reactor Coolant System Leakage	10/06	11/06	12/06	1/07	2/07	3/07	4/07	5/07	6/07	7/07	8/07	9/07
Maximum leakage	0.213	0.230	0.230	0.193	0.306	0.150	0.140	0.260	0.150	0.210	0.260	0.180
Technical specification limit	10.0	10.0	10.0	10.0	10.0	10.0	10.0	10.0	10.0	10.0	10.0	10.0
Indicator value	2.1	2.3	2.3	1.9	3.1	1.5	1.4	2.6	1.5	2.1	2.6	1.8

Licensee Comments: none

Drill/Exercise Performance



Thresholds: White < 90.0% Yellow < 70.0%

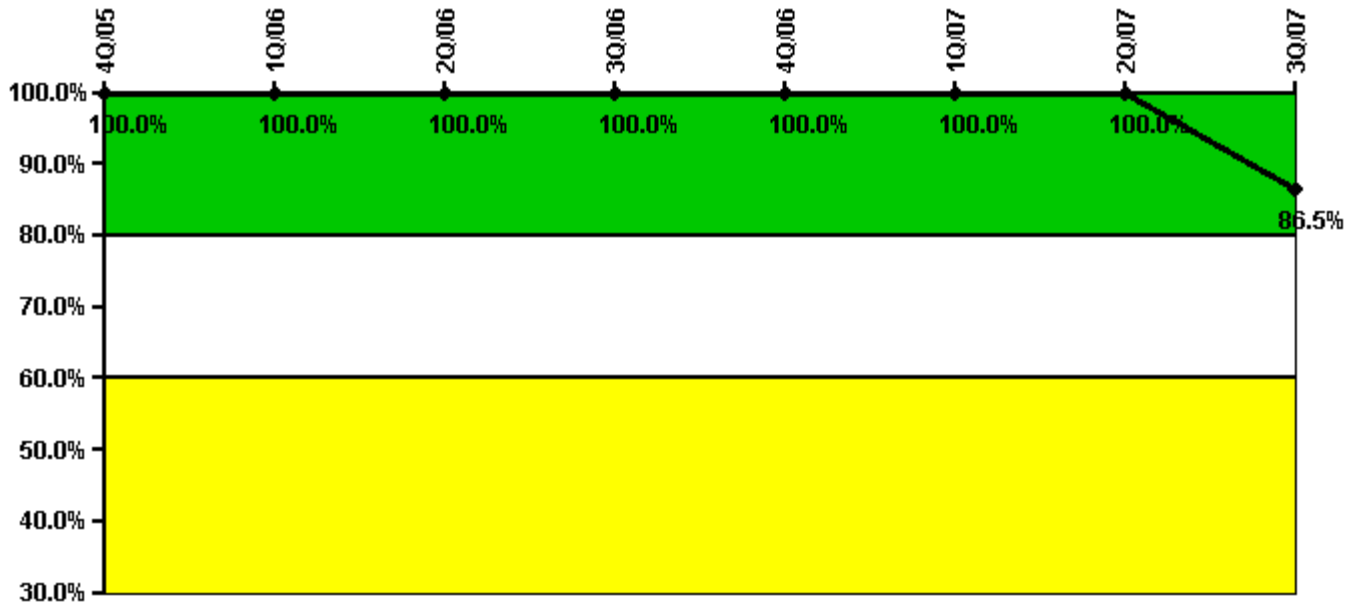
Notes

Drill/Exercise Performance	4Q/05	1Q/06	2Q/06	3Q/06	4Q/06	1Q/07	2Q/07	3Q/07
Successful opportunities	107.0	4.0	58.0	56.0	78.0	2.0	21.0	36.0
Total opportunities	112.0	4.0	59.0	60.0	90.0	3.0	22.0	36.0
Indicator value	95.4%	95.5%	96.1%	95.6%	93.4%	93.2%	93.3%	93.8%

Licensee Comments:

1Q/07: EP reported 1 success out of 2 opportunities in January, whereas there were 2 successes out of 3.

ERO Drill Participation



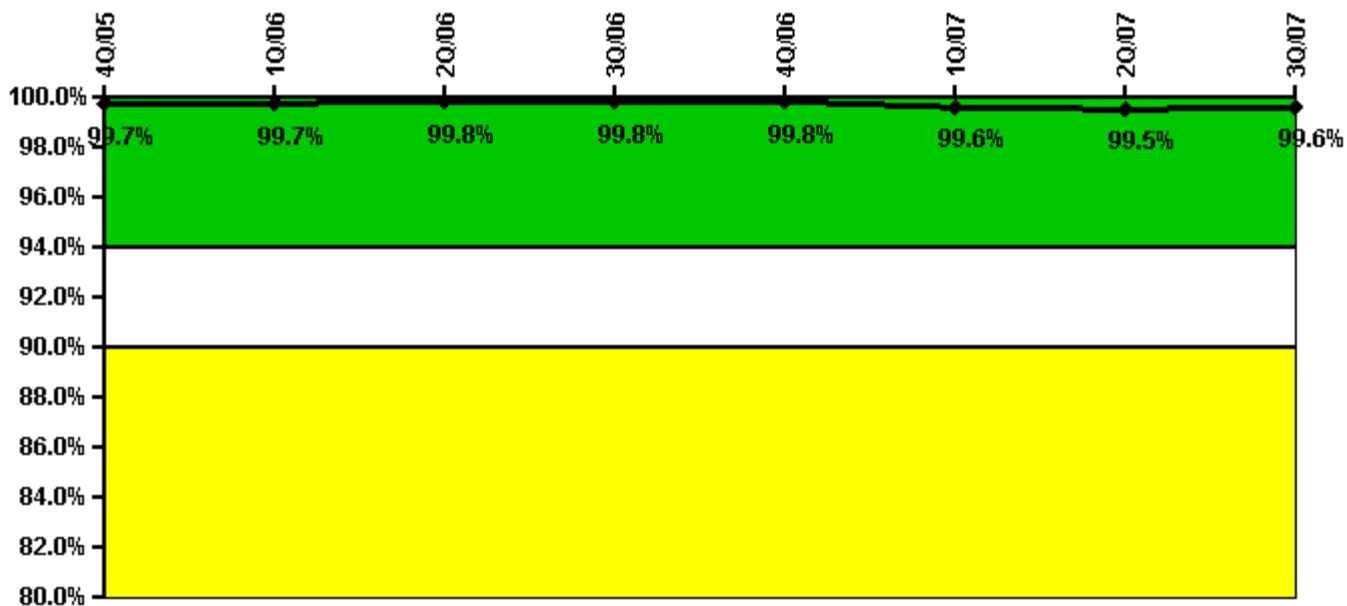
Thresholds: White < 80.0% Yellow < 60.0%

Notes

ERO Drill Participation	4Q/05	1Q/06	2Q/06	3Q/06	4Q/06	1Q/07	2Q/07	3Q/07
Participating Key personnel	59.0	56.0	68.0	66.0	68.0	64.0	66.0	77.0
Total Key personnel	59.0	56.0	68.0	66.0	68.0	64.0	66.0	89.0
Indicator value	100.0%	100.0%	100.0%	100.0%	100.0%	100.0%	100.0%	86.5%

Licensee Comments: none

Alert & Notification System



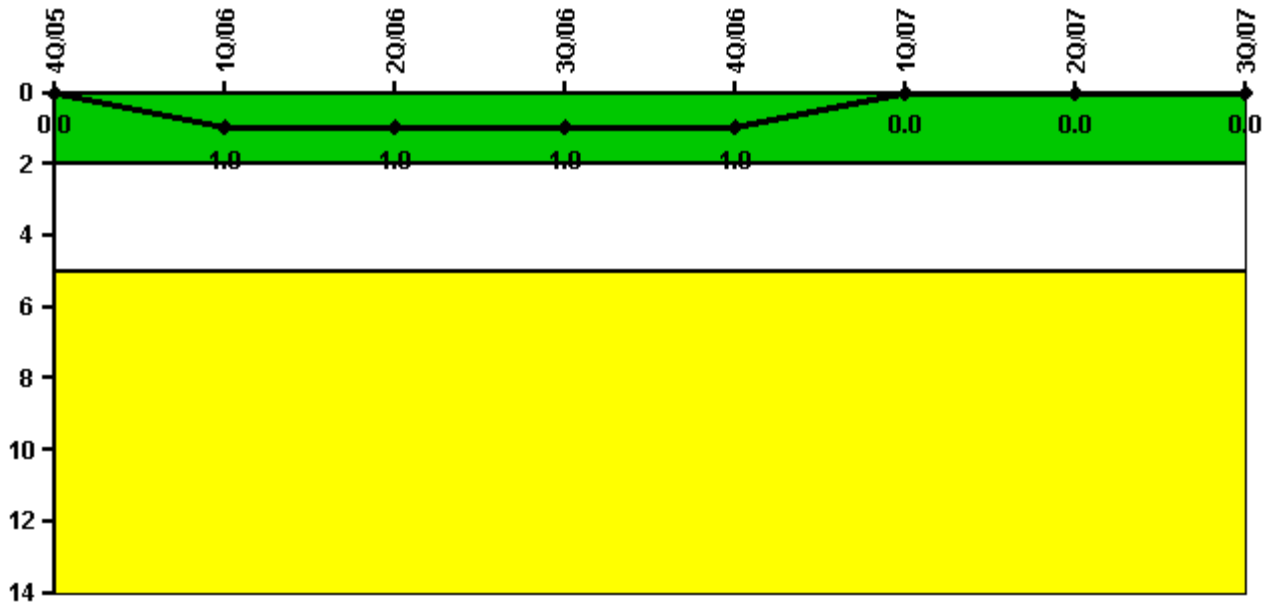
Thresholds: White < 94.0% Yellow < 90.0%

Notes

Alert & Notification System	4Q/05	1Q/06	2Q/06	3Q/06	4Q/06	1Q/07	2Q/07	3Q/07
Successful siren-tests	946	947	948	946	948	940	944	947
Total sirens-tests	949	949	949	949	949	949	949	949
Indicator value	99.7%	99.7%	99.8%	99.8%	99.8%	99.6%	99.5%	99.6%

Licensee Comments: none

Occupational Exposure Control Effectiveness



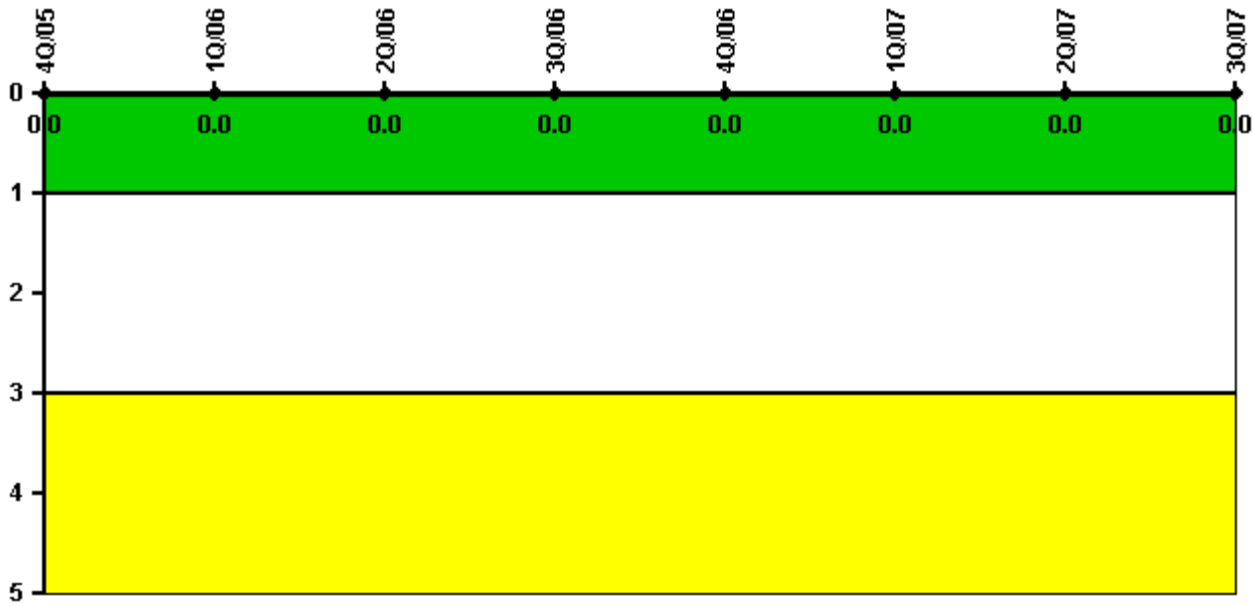
Thresholds: White > 2.0 Yellow > 5.0

Notes

Occupational Exposure Control Effectiveness	4Q/05	1Q/06	2Q/06	3Q/06	4Q/06	1Q/07	2Q/07	3Q/07
High radiation area occurrences	0	1	0	0	0	0	0	0
Very high radiation area occurrences	0	0	0	0	0	0	0	0
Unintended exposure occurrences	0	0	0	0	0	0	0	0
Indicator value	0	1	1	1	1	0	0	0

Licensee Comments: none

RETS/ODCM Radiological Effluent



Thresholds: White > 1.0 Yellow > 3.0

Notes

RETS/ODCM Radiological Effluent	4Q/05	1Q/06	2Q/06	3Q/06	4Q/06	1Q/07	2Q/07	3Q/07
RETS/ODCM occurrences	0	0	0	0	0	0	0	0
Indicator value	0	0	0	0	0	0	0	0

Licensee Comments: none

[Physical Protection](#) information not publicly available.