

Browns Ferry 1

3Q/2007 Performance Indicators

Licensee's General Comments: none

Unplanned Scrams per 7000 Critical Hrs



Thresholds: White > 3.0 Yellow > 6.0 Red > 25.0

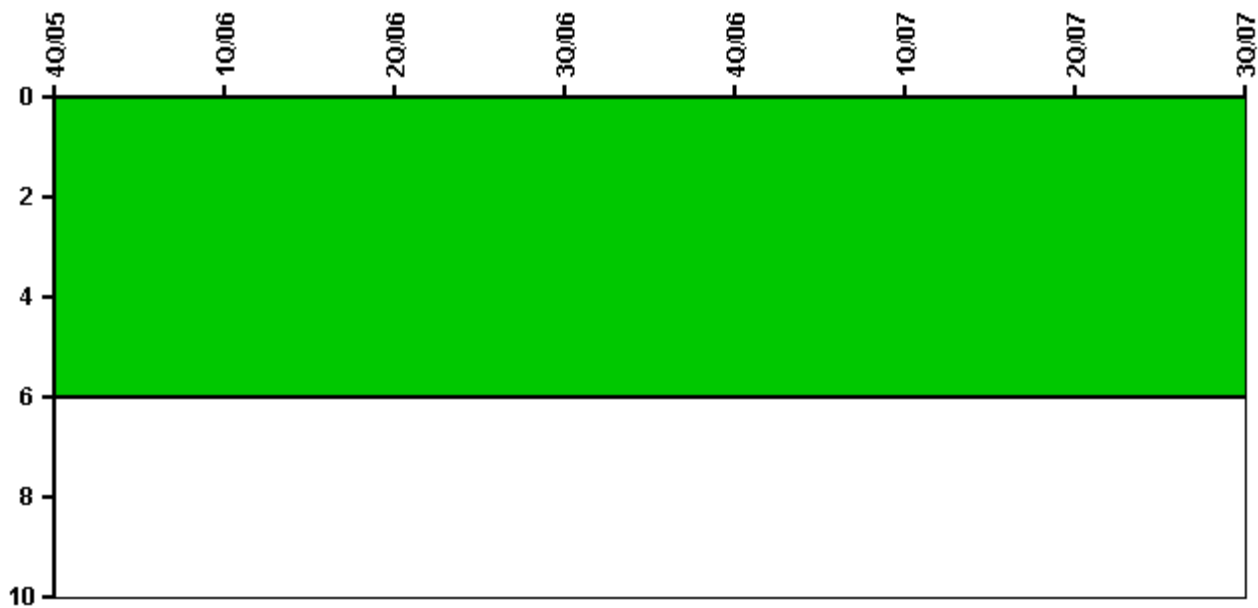
Notes

Unplanned Scrams per 7000 Critical Hrs	4Q/05	1Q/06	2Q/06	3Q/06	4Q/06	1Q/07	2Q/07	3Q/07
Unplanned scrams	0	0	0	0	0	0	2.0	2.0
Critical hours	0	0	0	0	0	0	773.5	2137.5
Indicator value								

Licensee Comments:

3Q/07: In May 2007, Browns Ferry Unit 1 restarted after an extended shutdown/layup period. Scram events associated with initial equipment operation coupled with a low number of critical hours in the ~ 4 months since restart result in an artificially high value for this indicator

Unplanned Power Changes per 7000 Critical Hrs



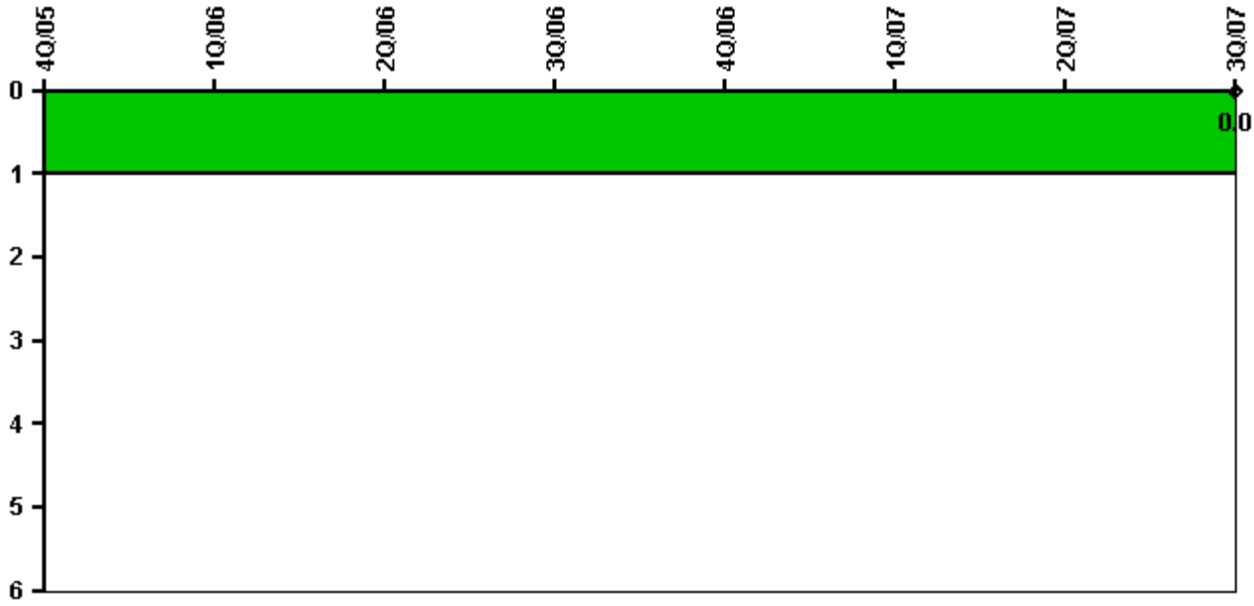
Thresholds: White > 6.0

Notes

Unplanned Power Changes per 7000 Critical Hrs	4Q/05	1Q/06	2Q/06	3Q/06	4Q/06	1Q/07	2Q/07	3Q/07
Unplanned power changes	0	0	0	0	0	0	0	0
Critical hours	0	0	0	0	0	0	773.5	2137.5
Indicator value								

Licensee Comments: none

Unplanned Scrams with Complications



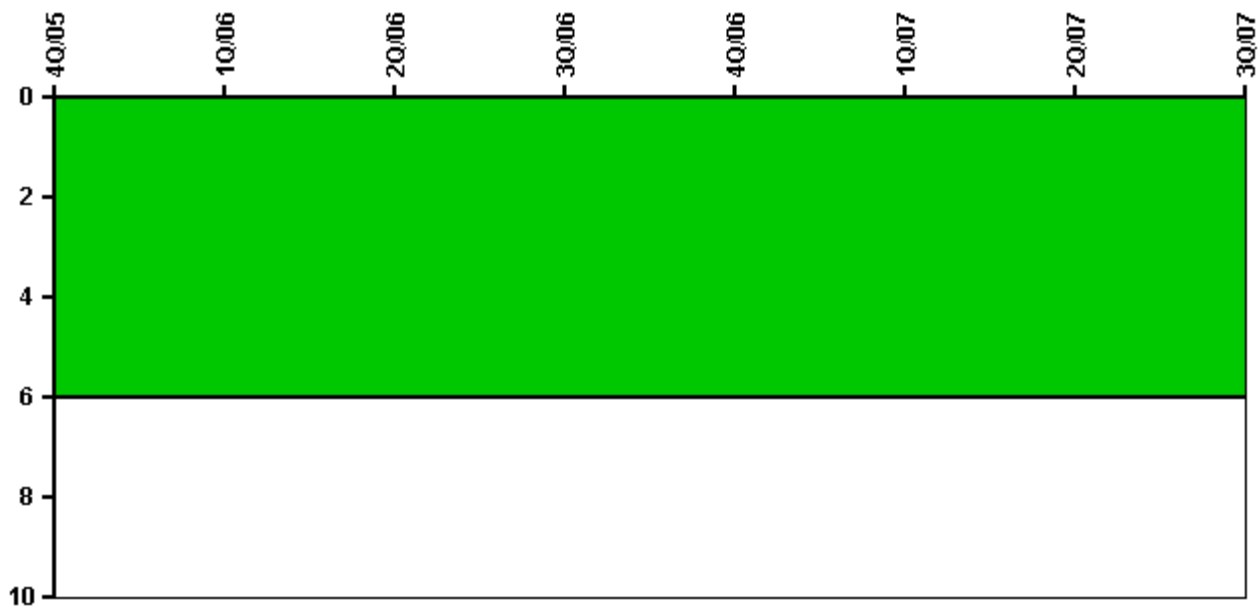
Thresholds: White > 1.0

Notes

Unplanned Scrams with Complications	4Q/05	1Q/06	2Q/06	3Q/06	4Q/06	1Q/07	2Q/07	3Q/07
Scrams with complications					0	0	0	0
Indicator value								0.0

Licensee Comments: none

Safety System Functional Failures (BWR)



Thresholds: White > 6.0

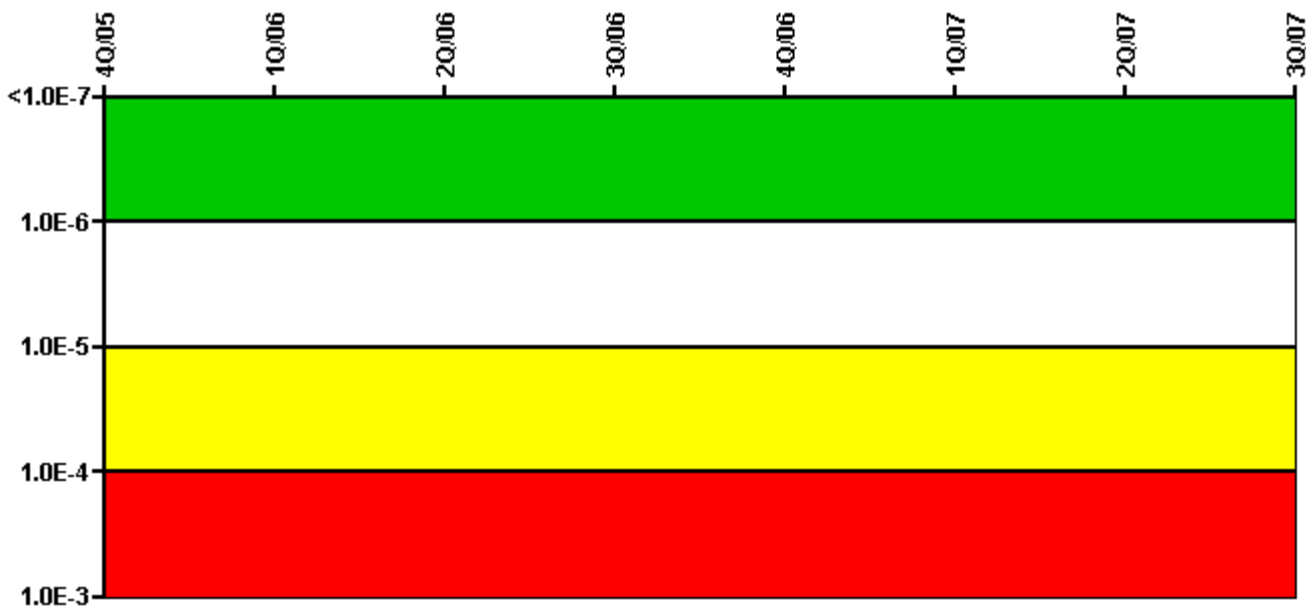
Notes

Safety System Functional Failures (BWR)	4Q/05	1Q/06	2Q/06	3Q/06	4Q/06	1Q/07	2Q/07	3Q/07
Safety System Functional Failures								0
Indicator value								

Licensee Comments:

1Q/07: Correction to earlier submitted 0 value.

Mitigating Systems Performance Index, Emergency AC Power System



Thresholds: White > 1.00E-6 Yellow > 1.00E-5 Red > 1.00E-4

Notes

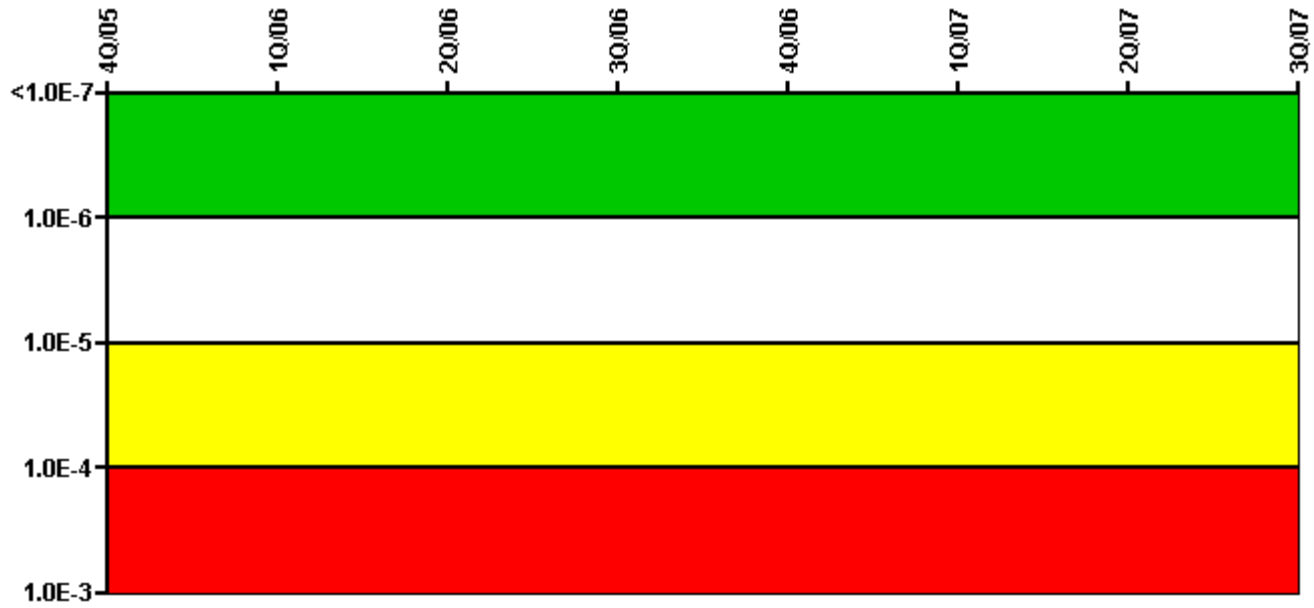
Mitigating Systems Performance Index, Emergency AC Power System	4Q/05	1Q/06	2Q/06	3Q/06	4Q/06	1Q/07	2Q/07	3Q/07
UAI (ΔCDF)								
URI (ΔCDF)								
PLE			N/A	N/A	N/A	N/A	N/A	N/A
Indicator value								

Licensee Comments:

3Q/07: Changed PRA Parameter(s). Browns Ferry Unit 1 quarterly data entry began with 3rd Quarter 2007. Unavailability and Unreliability Indices values will be calculated and reported when sufficient quarterly data has been entered to support valid calculations of time-averaged indices.

2Q/07: Changed PRA Parameter(s). Unit 1 was restarted on 5/22/07. Per NRC's 5/16/07 letter to TVA on Unit 1 full transition to the Reactor Oversight Process (ADAMS accession ML0713603010), the PI data for the BF1 IE, MS, and BI cornerstones should be submitted, according to IMC 0608 and industry guidance, commencing with the third quarter of CY 2007.

Mitigating Systems Performance Index, High Pressure Injection System



Thresholds: White > 1.00E-6 Yellow > 1.00E-5 Red > 1.00E-4

Notes

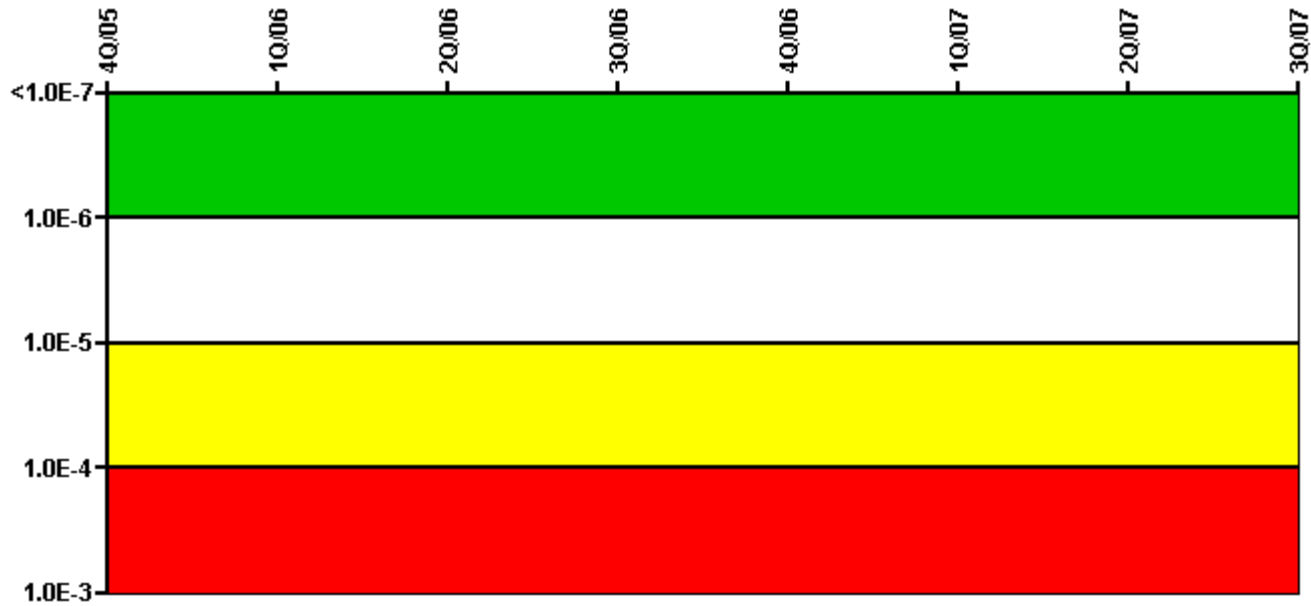
Mitigating Systems Performance Index, High Pressure Injection System	4Q/05	1Q/06	2Q/06	3Q/06	4Q/06	1Q/07	2Q/07	3Q/07
UAI (ΔCDF)								
URI (ΔCDF)								
PLE			N/A	N/A	N/A	N/A	N/A	N/A
Indicator value								

Licensee Comments:

3Q/07: Changed PRA Parameter(s). Browns Ferry Unit 1 quarterly data entry began with 3rd Quarter 2007. Unavailability and Unreliability Indices values will be calculated and reported when sufficient quarterly data has been entered to support valid calculation of time-averaged indices.

2Q/07: Changed PRA Parameter(s). Unit 1 was restarted on 5/22/07. Per NRC's 5/16/07 letter to TVA on Unit 1 full transition to the Reactor Oversight Process (ADAMS accession ML0713603010), the PI data for the BF1 IE, MS, and BI cornerstones should be submitted, according to IMC 0608 and industry guidance, commencing with the third quarter of CY 2007.

Mitigating Systems Performance Index, Heat Removal System



Thresholds: White > 1.00E-6 Yellow > 1.00E-5 Red > 1.00E-4

Notes

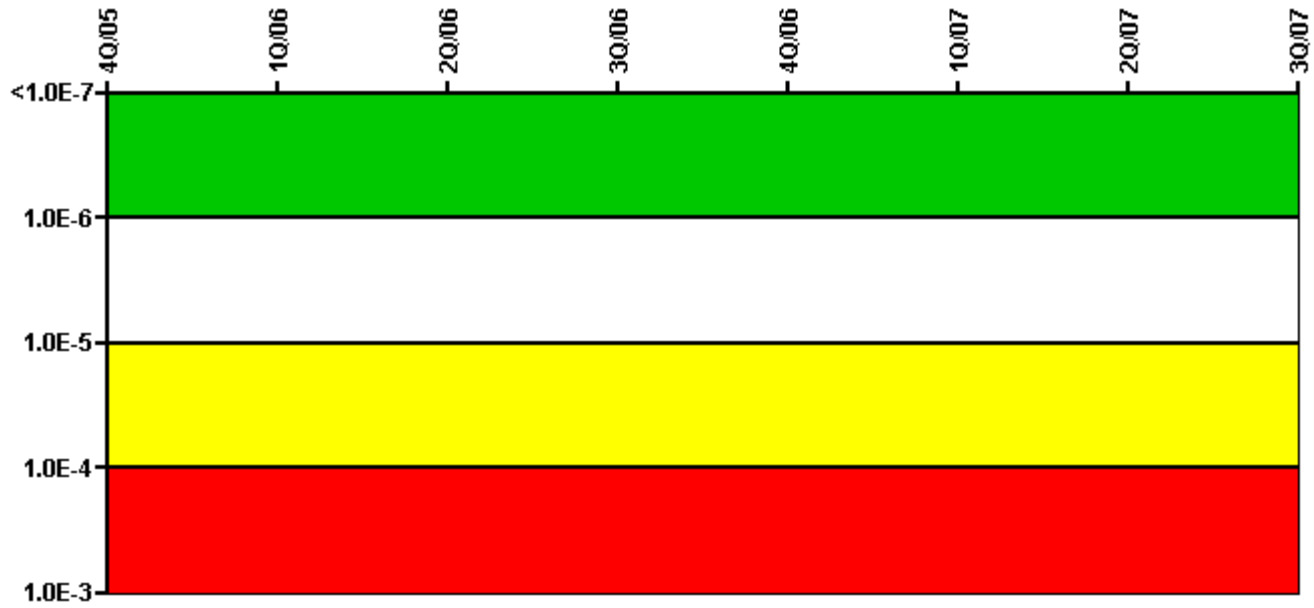
Mitigating Systems Performance Index, Heat Removal System	4Q/05	1Q/06	2Q/06	3Q/06	4Q/06	1Q/07	2Q/07	3Q/07
UAI (ΔCDF)								
URI (ΔCDF)								
PLE			N/A	N/A	N/A	N/A	N/A	N/A
Indicator value								

Licensee Comments:

3Q/07: Changed PRA Parameter(s). Browns Ferry Unit 1 quarterly data entry began with 3rd Quarter 2007. Unavailability and Unreliability Indices values will be calculated and reported when sufficient quarterly data has been entered to support valid calculation of time-averaged indices.

2Q/07: Changed PRA Parameter(s). Unit 1 was restarted on 5/22/07. Per NRC's 5/16/07 letter to TVA on Unit 1 full transition to the Reactor Oversight Process (ADAMS accession ML0713603010), the PI data for the BF1 IE, MS, and BI cornerstones should be submitted, according to IMC 0608 and industry guidance, commencing with the third quarter of CY 2007.

Mitigating Systems Performance Index, Residual Heat Removal System



Thresholds: White > 1.00E-6 Yellow > 1.00E-5 Red > 1.00E-4

Notes

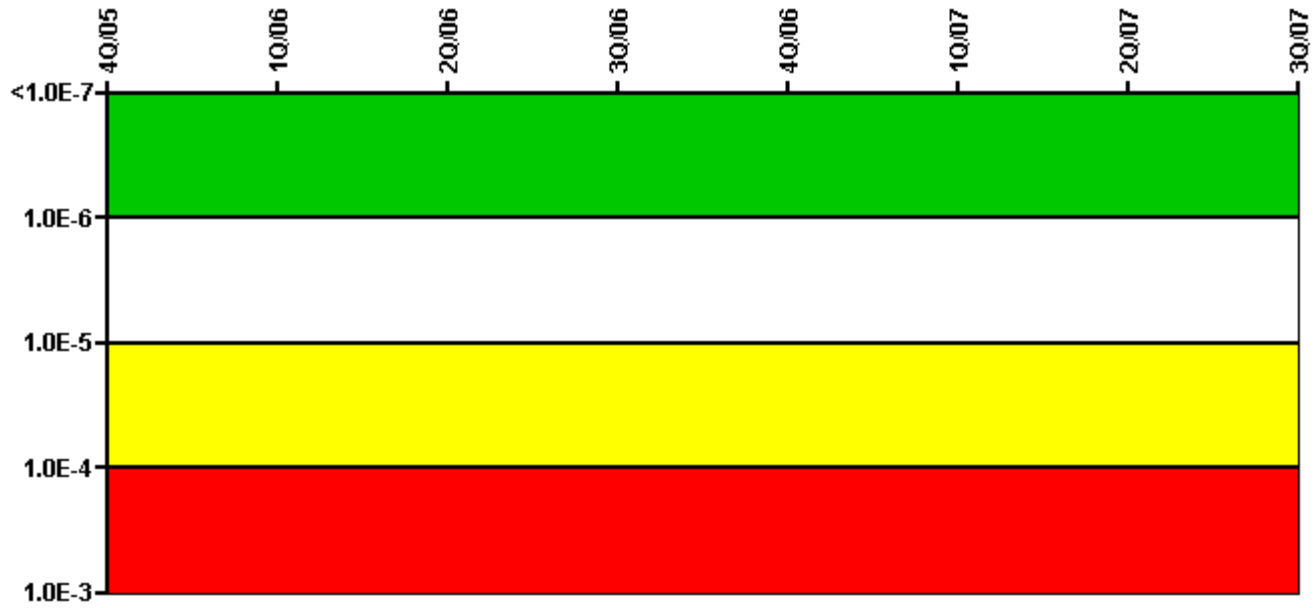
Mitigating Systems Performance Index, Residual Heat Removal System	4Q/05	1Q/06	2Q/06	3Q/06	4Q/06	1Q/07	2Q/07	3Q/07
UAI (ΔCDF)								
URI (ΔCDF)								
PLE			N/A	N/A	N/A	N/A	N/A	N/A
Indicator value								

Licensee Comments:

3Q/07: Changed PRA Parameter(s). Browns Ferry Unit 1 quarterly data entry began with 3rd Quarter 2007. Unavailability and Unreliability Indices will be calculated and reported when sufficient quarterly data has been entered to support valid calculation of time-averaged indices.

2Q/07: Changed PRA Parameter(s). Unit 1 was restarted on 5/22/07. Per NRC's 5/16/07 letter to TVA on Unit 1 full transition to the Reactor Oversight Process (ADAMS accession ML0713603010), the PI data for the BF1 IE, MS, and BI cornerstones should be submitted, according to IMC 0608 and industry guidance, commencing with the third quarter of CY 2007.

Mitigating Systems Performance Index, Cooling Water Systems



Thresholds: White > 1.00E-6 Yellow > 1.00E-5 Red > 1.00E-4

Notes


Mitigating Systems Performance Index, Cooling Water Systems	4Q/05	1Q/06	2Q/06	3Q/06	4Q/06	1Q/07	2Q/07	3Q/07
UAI (ΔCDF)								
URI (ΔCDF)								
PLE			N/A	N/A	N/A	N/A	N/A	N/A
Indicator value								

Licensee Comments:

3Q/07: Changed PRA Parameter(s). Browns Ferry Unit 1 quarterly data entry began with 3rd Quarter 2007. Unavailability and Unreliability Indices will be calculated and reported when sufficient quarterly data has been entered to support valid calculation of time-averaged indices.

2Q/07: Changed PRA Parameter(s). Unit 1 was restarted on 5/22/07. Per NRC's 5/16/07 letter to TVA on Unit 1 full transition to the Reactor Oversight Process (ADAMS accession ML0713603010), the PI data for the BF1 IE, MS, and BI cornerstones should be submitted, according to IMC 0608 and industry guidance, commencing with the third quarter of CY 2007.

Reactor Coolant System Activity



Thresholds: White > 50.0 Yellow > 100.0


Notes

Reactor Coolant System Activity	10/05	11/05	12/05	1/06	2/06	3/06	4/06	5/06	6/06	7/06	8/06	9/06
Maximum activity												
Technical specification limit	0	0	0	0	0	0	0	0	0	0	0	0
Indicator value												

Reactor Coolant System Activity	10/06	11/06	12/06	1/07	2/07	3/07	4/07	5/07	6/07	7/07	8/07	9/07
Maximum activity									0.000119	0.000133	0.000108	0.000083
Technical specification limit	0	0	0	0	0	0		3.2	3.2	3.2	3.2	3.2
Indicator value									0	0	0	0

Licensee Comments: none

Reactor Coolant System Leakage



Thresholds: White > 50.0 Yellow > 100.0

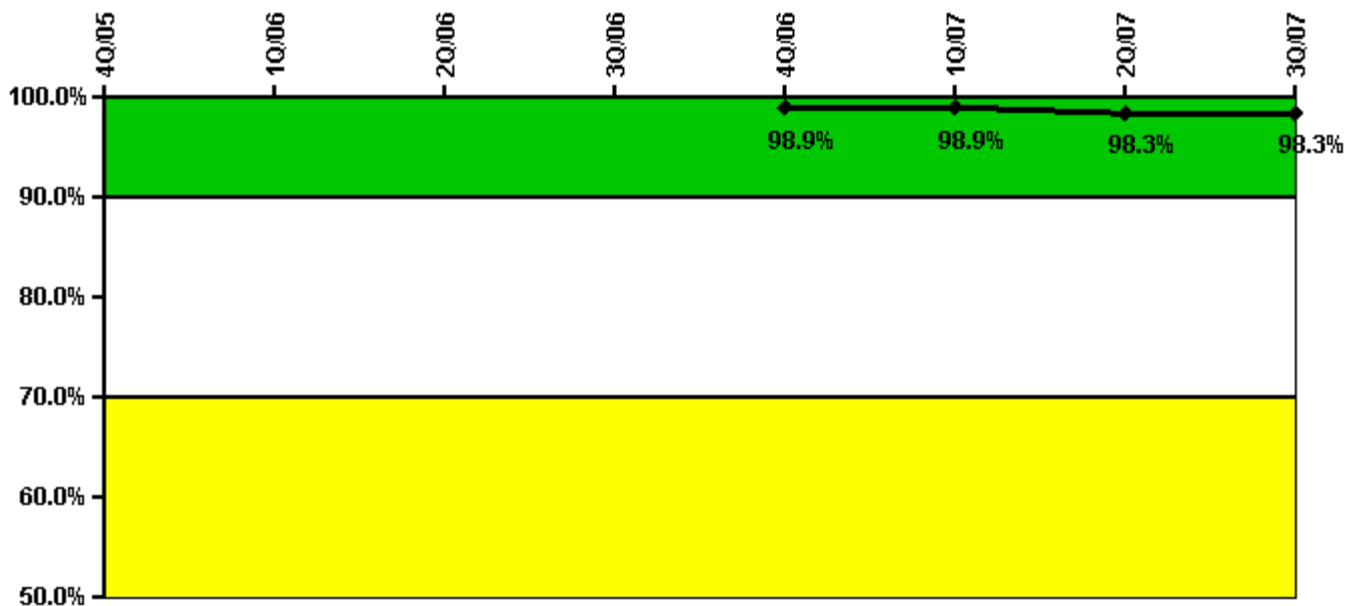
Notes

Reactor Coolant System Leakage	10/05	11/05	12/05	1/06	2/06	3/06	4/06	5/06	6/06	7/06	8/06	9/06
Maximum leakage												
Technical specification limit	0	0	0	0	0	0	0	0	0	0	0	0
Indicator value												
Reactor Coolant System Leakage	10/06	11/06	12/06	1/07	2/07	3/07	4/07	5/07	6/07	7/07	8/07	9/07
Maximum leakage								1.900	2.080	2.430	2.260	2.330
Technical specification limit	0	0	0	0	0	0		30.0	30.0	30.0	30.0	30.0
Indicator value								6.3	6.9	8.1	7.5	7.8

Licensee Comments:

6/07: Unit 1 was restarted on 5/22/07. Per NRC's 5/16/07 letter to TVA on Unit 1 full transition to the Reactor Oversight Process (ADAMS accession ML0713603010), the PI data for the BF1 IE, MS, and BI cornerstones should be submitted, according to IMC 0608 and industry guidance, commencing with the third quarter of CY 2007.

Drill/Exercise Performance



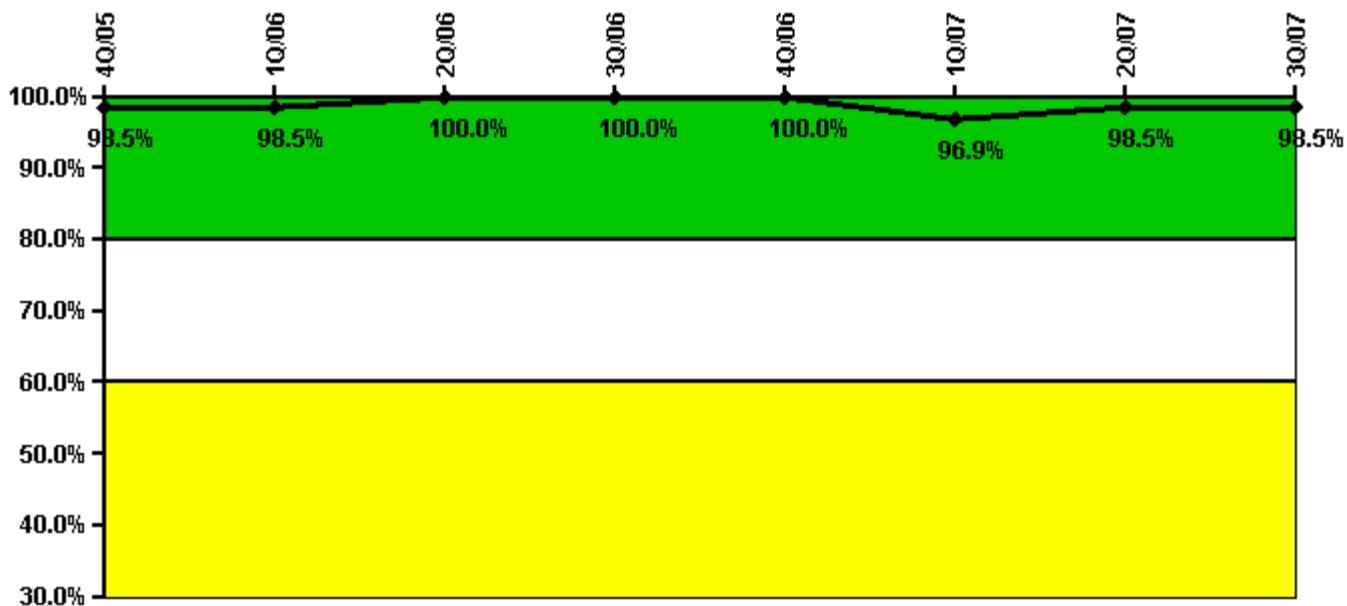
Thresholds: White < 90.0% Yellow < 70.0%

Notes

Drill/Exercise Performance	4Q/05	1Q/06	2Q/06	3Q/06	4Q/06	1Q/07	2Q/07	3Q/07
Successful opportunities	76.0	0	15.0	44.0	24.0	0	7.0	8.0
Total opportunities	77.0	0	16.0	44.0	24.0	0	8.0	8.0
Indicator value					98.9%	98.9%	98.3%	98.3%

Licensee Comments: none

ERO Drill Participation



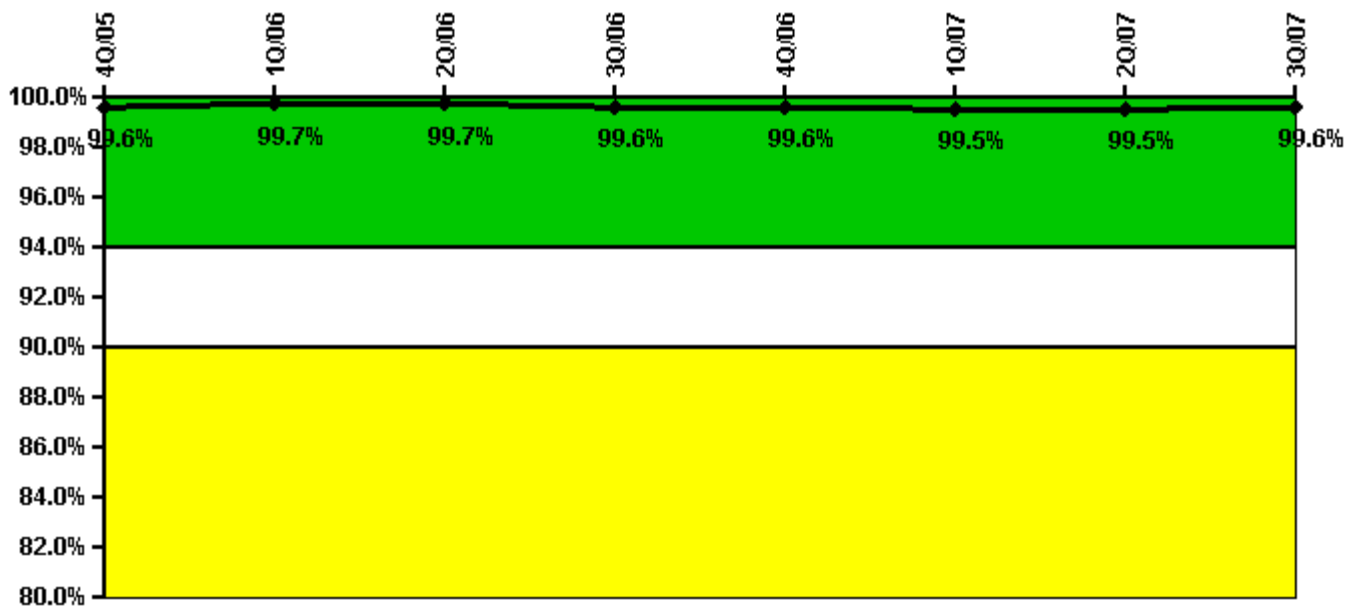
Thresholds: White < 80.0% Yellow < 60.0%

Notes

ERO Drill Participation	4Q/05	1Q/06	2Q/06	3Q/06	4Q/06	1Q/07	2Q/07	3Q/07
Participating Key personnel	66.0	66.0	73.0	69.0	68.0	63.0	66.0	66.0
Total Key personnel	67.0	67.0	73.0	69.0	68.0	65.0	67.0	67.0
Indicator value	98.5%	98.5%	100.0%	100.0%	100.0%	96.9%	98.5%	98.5%

Licensee Comments: none

Alert & Notification System



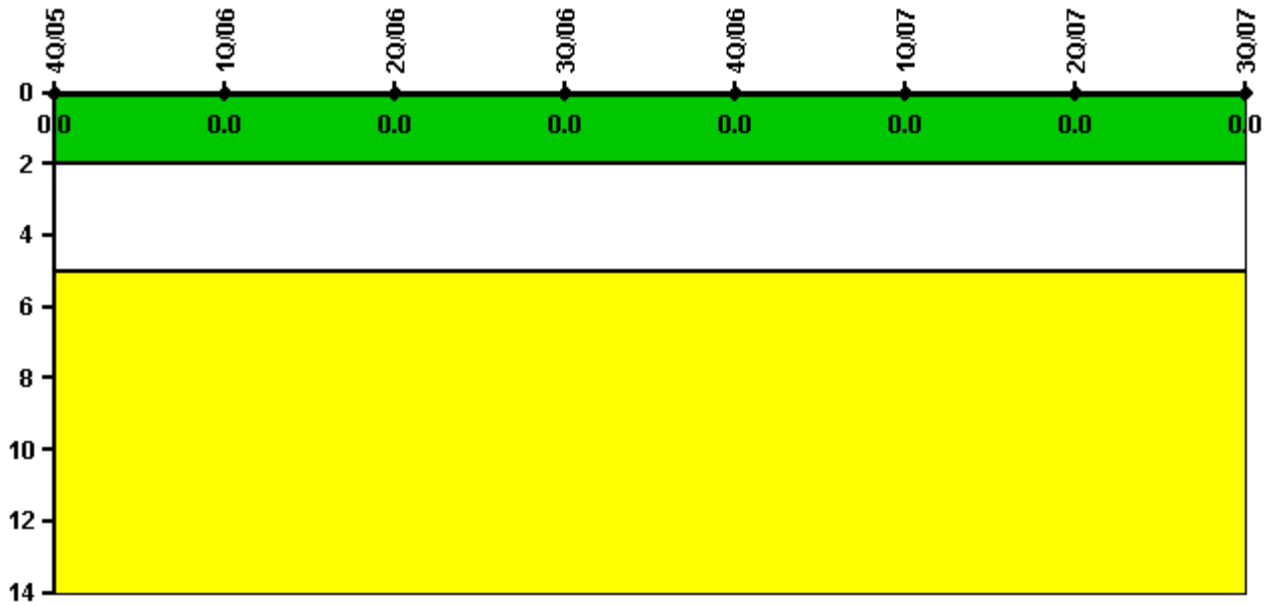
Thresholds: White < 94.0% Yellow < 90.0%

Notes

Alert & Notification System	4Q/05	1Q/06	2Q/06	3Q/06	4Q/06	1Q/07	2Q/07	3Q/07
Successful siren-tests	898	799	896	793	798	797	397	798
Total sirens-tests	900	800	900	800	800	800	400	800
Indicator value	99.6%	99.7%	99.7%	99.6%	99.6%	99.5%	99.5%	99.6%

Licensee Comments: none

Occupational Exposure Control Effectiveness



Thresholds: White > 2.0 Yellow > 5.0

Notes

Occupational Exposure Control Effectiveness	4Q/05	1Q/06	2Q/06	3Q/06	4Q/06	1Q/07	2Q/07	3Q/07
High radiation area occurrences	0	0	0	0	0	0	0	0
Very high radiation area occurrences	0	0	0	0	0	0	0	0
Unintended exposure occurrences	0	0	0	0	0	0	0	0
Indicator value	0	0	0	0	0	0	0	0

Licensee Comments: none

RETS/ODCM Radiological Effluent



Thresholds: White > 1.0 Yellow > 3.0

Notes

RETS/ODCM Radiological Effluent	4Q/05	1Q/06	2Q/06	3Q/06	4Q/06	1Q/07	2Q/07	3Q/07
RETS/ODCM occurrences	0	0	0	0	0	0	0	0
Indicator value	0	0	0	0	0	0	0	0

Licensee Comments: none

[Physical Protection](#) information not publicly available.