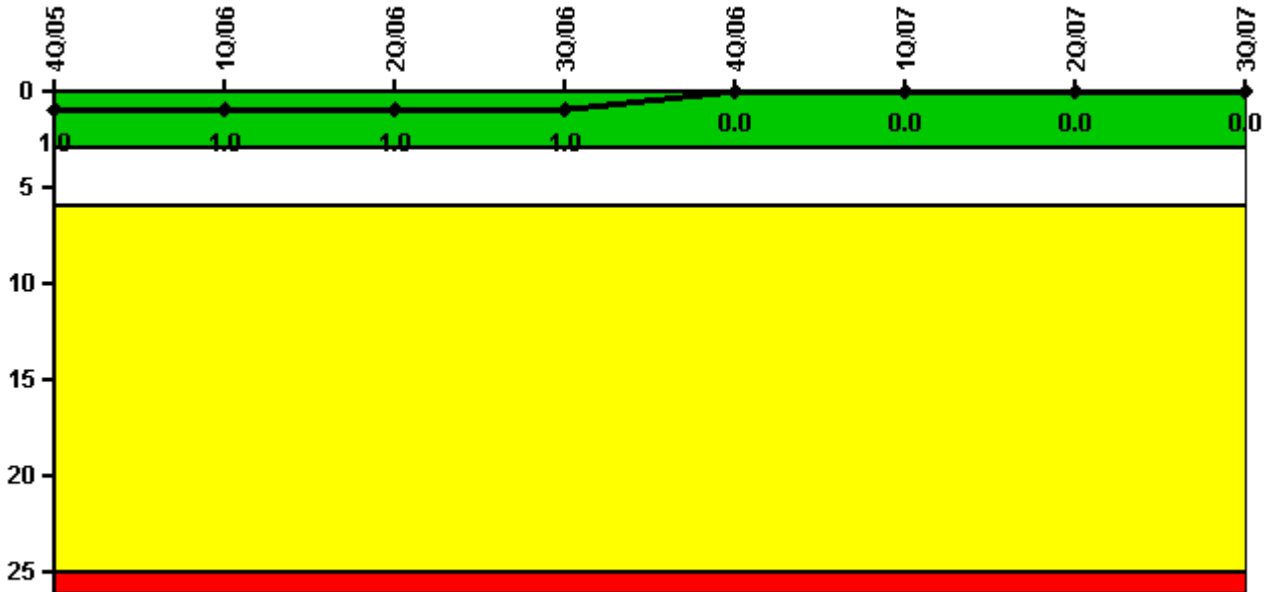


Arkansas Nuclear 1

3Q/2007 Performance Indicators

Licensee's General Comments: none

Unplanned Scrams per 7000 Critical Hrs



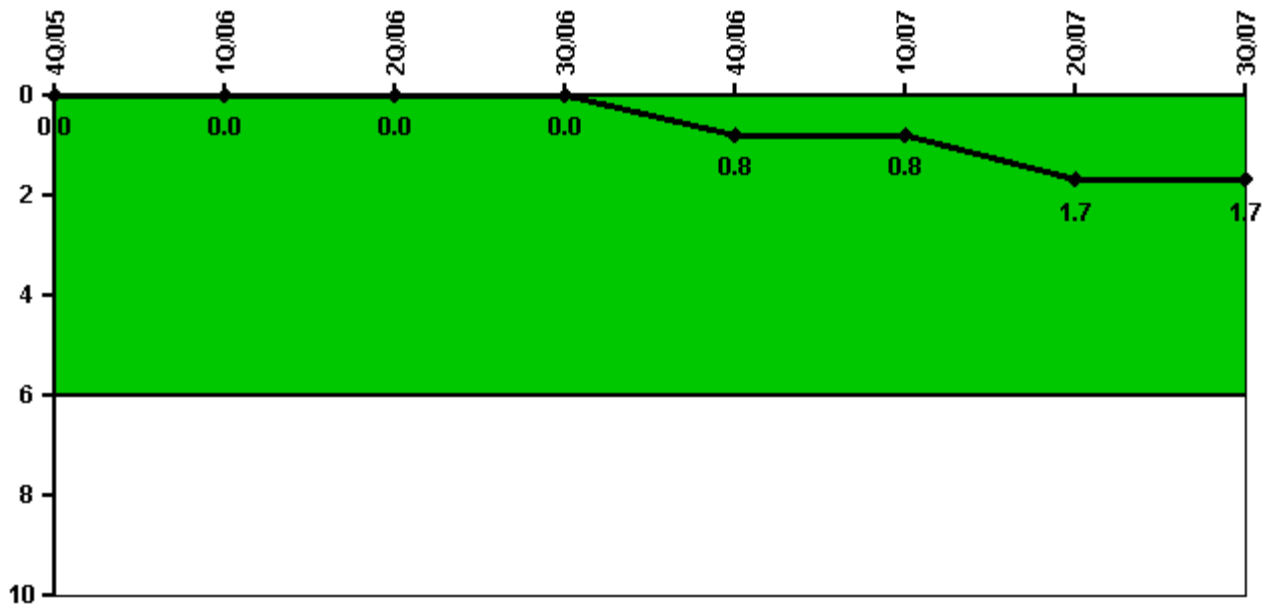
Thresholds: White > 3.0 Yellow > 6.0 Red > 25.0

Notes

Unplanned Scrams per 7000 Critical Hrs	4Q/05	1Q/06	2Q/06	3Q/06	4Q/06	1Q/07	2Q/07	3Q/07
Unplanned scrams	1.0	0	0	0	0	0	0	0
Critical hours	259.4	2160.0	2183.0	2208.0	2209.0	2159.0	1689.2	2208.0
Indicator value	1.0	1.0	1.0	1.0	0	0	0	0

Licensee Comments: none

Unplanned Power Changes per 7000 Critical Hrs



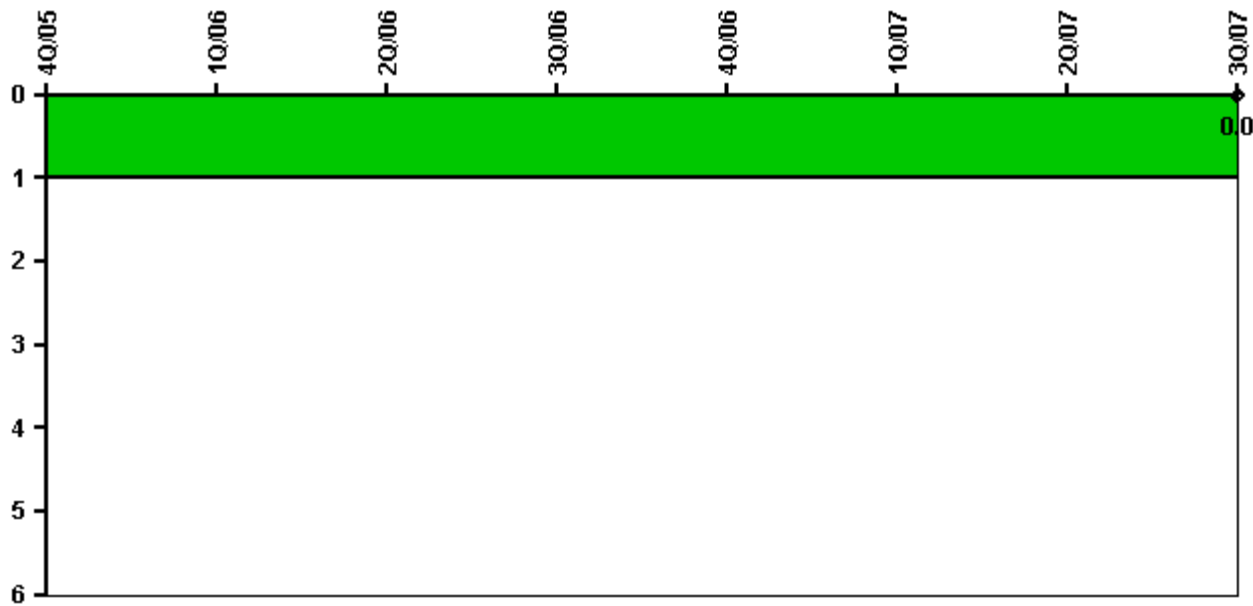
Thresholds: White > 6.0

Notes

Unplanned Power Changes per 7000 Critical Hrs	4Q/05	1Q/06	2Q/06	3Q/06	4Q/06	1Q/07	2Q/07	3Q/07
Unplanned power changes	0	0	0	0	1.0	0	1.0	0
Critical hours	259.4	2160.0	2183.0	2208.0	2209.0	2159.0	1689.2	2208.0
Indicator value	0	0	0	0	0.8	0.8	1.7	1.7

Licensee Comments: none

Unplanned Scrams with Complications



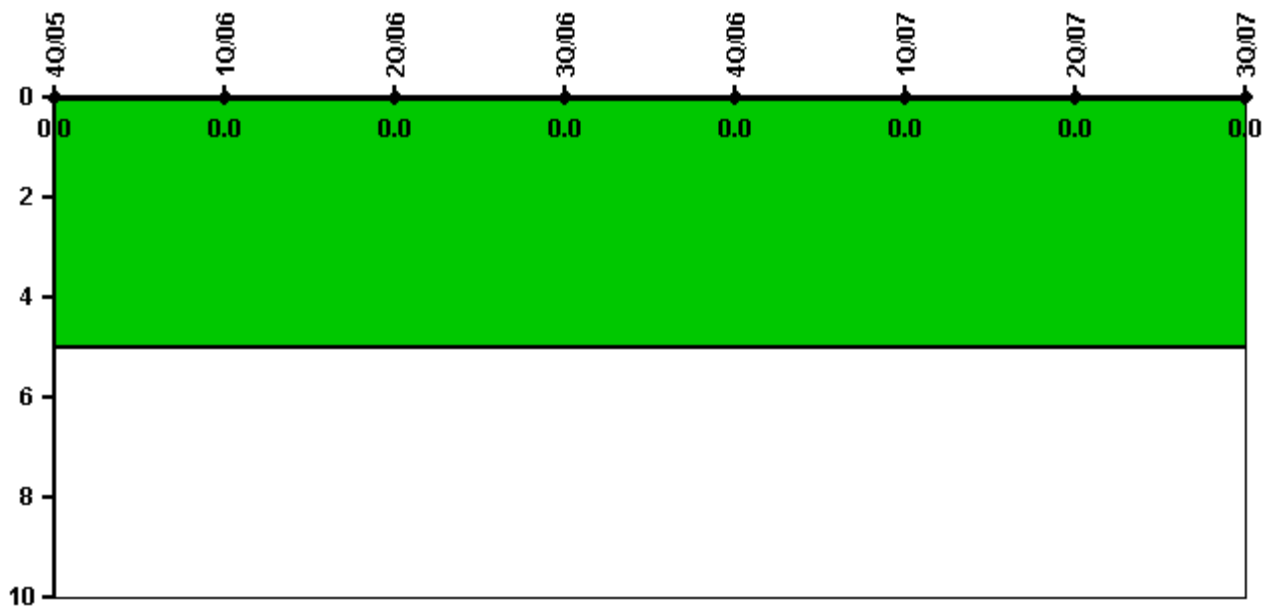
Thresholds: White > 1.0

Notes

Unplanned Scrams with Complications	4Q/05	1Q/06	2Q/06	3Q/06	4Q/06	1Q/07	2Q/07	3Q/07
Scrams with complications					0	0	0	0
Indicator value								0.0

Licensee Comments: none

Safety System Functional Failures (PWR)




Thresholds: White > 5.0

Notes

Safety System Functional Failures (PWR)	4Q/05	1Q/06	2Q/06	3Q/06	4Q/06	1Q/07	2Q/07	3Q/07
Safety System Functional Failures	0	0	0	0	0	0	0	0
Indicator value	0	0	0	0	0	0	0	0

Licensee Comments: none

Mitigating Systems Performance Index, Emergency AC Power System



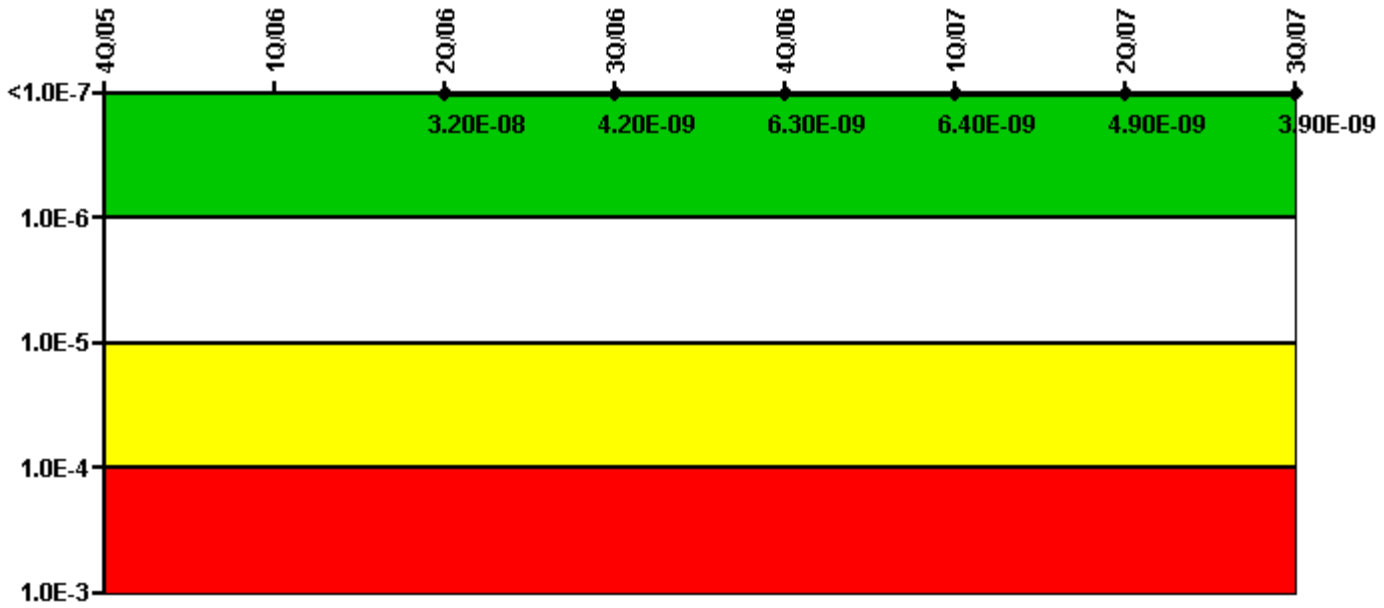
Thresholds: White > 1.00E-6 Yellow > 1.00E-5 Red > 1.00E-4

Notes

Mitigating Systems Performance Index, Emergency AC Power System	4Q/05	1Q/06	2Q/06	3Q/06	4Q/06	1Q/07	2Q/07	3Q/07
UAI (ΔCDF)			-1.80E-09	-2.50E-09	-2.50E-09	-2.50E-09	2.40E-09	1.10E-09
URI (ΔCDF)			2.40E-08	2.40E-08	2.40E-08	2.40E-08	2.10E-08	-2.10E-08
PLE			NO	NO	NO	NO	NO	NO
Indicator value			2.22E-08	2.15E-08	2.15E-08	2.15E-08	2.34E-08	-1.99E-08

Licensee Comments: none

Mitigating Systems Performance Index, High Pressure Injection System



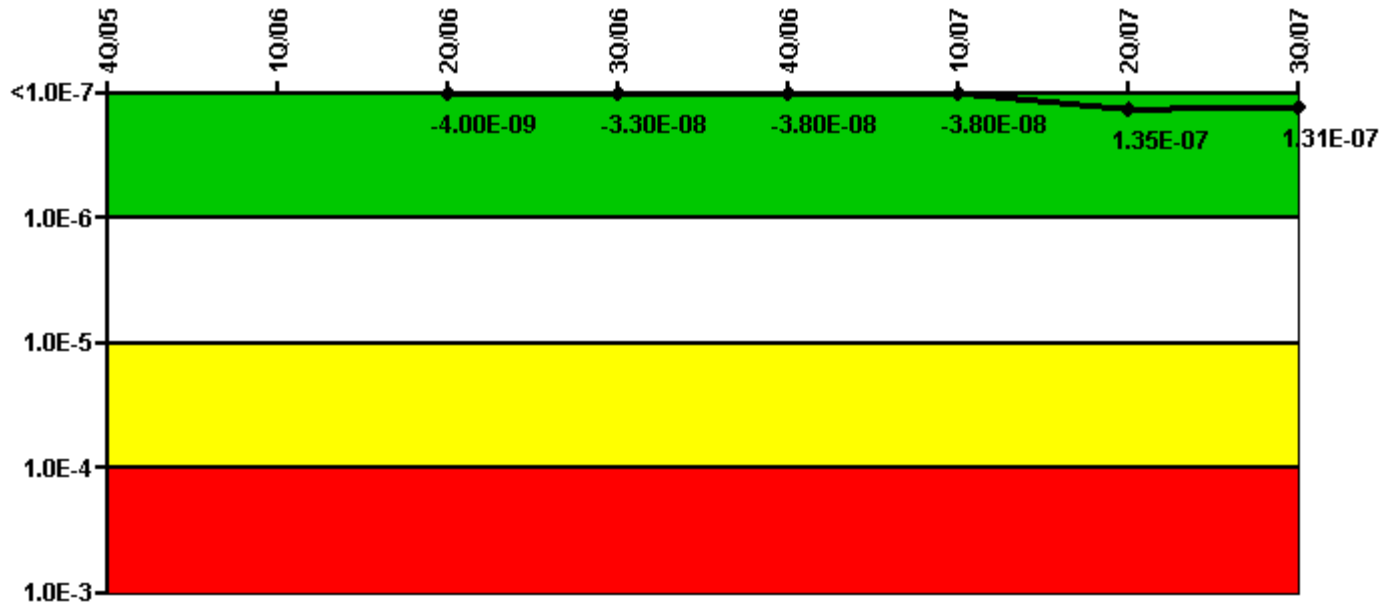
Thresholds: White > $1.00E-6$ Yellow > $1.00E-5$ Red > $1.00E-4$

Notes

Mitigating Systems Performance Index, High Pressure Injection System	4Q/05	1Q/06	2Q/06	3Q/06	4Q/06	1Q/07	2Q/07	3Q/07
UAI (Δ CDF)			$1.70E-08$	$-7.80E-09$	$-5.70E-09$	$-5.60E-09$	$-7.10E-09$	$-8.10E-09$
URI (Δ CDF)			$1.50E-08$	$1.20E-08$	$1.20E-08$	$1.20E-08$	$1.20E-08$	$1.20E-08$
PLE			NO	NO	NO	NO	NO	NO
Indicator value			$3.20E-08$	$4.20E-09$	$6.30E-09$	$6.40E-09$	$4.90E-09$	$3.90E-09$

Licensee Comments: none

Mitigating Systems Performance Index, Heat Removal System



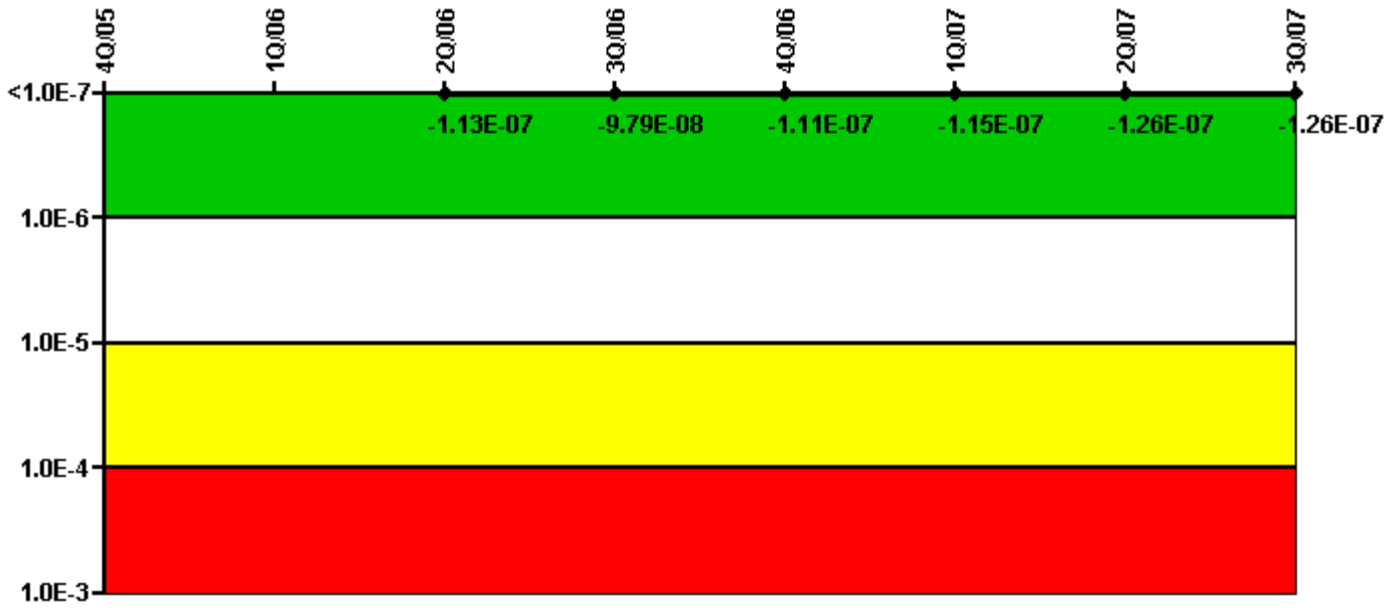
Thresholds: White > 1.00E-6 Yellow > 1.00E-5 Red > 1.00E-4

Notes

Mitigating Systems Performance Index, Heat Removal System	4Q/05	1Q/06	2Q/06	3Q/06	4Q/06	1Q/07	2Q/07	3Q/07
UAI (Δ CDF)			7.50E-08	4.20E-08	3.80E-08	3.80E-08	8.30E-08	7.70E-08
URI (Δ CDF)			-7.90E-08	-7.50E-08	-7.60E-08	-7.60E-08	5.20E-08	5.40E-08
PLE			NO	NO	NO	NO	NO	NO
Indicator value			-4.00E-09	-3.30E-08	-3.80E-08	-3.80E-08	1.35E-07	1.31E-07

Licensee Comments: none

Mitigating Systems Performance Index, Residual Heat Removal System



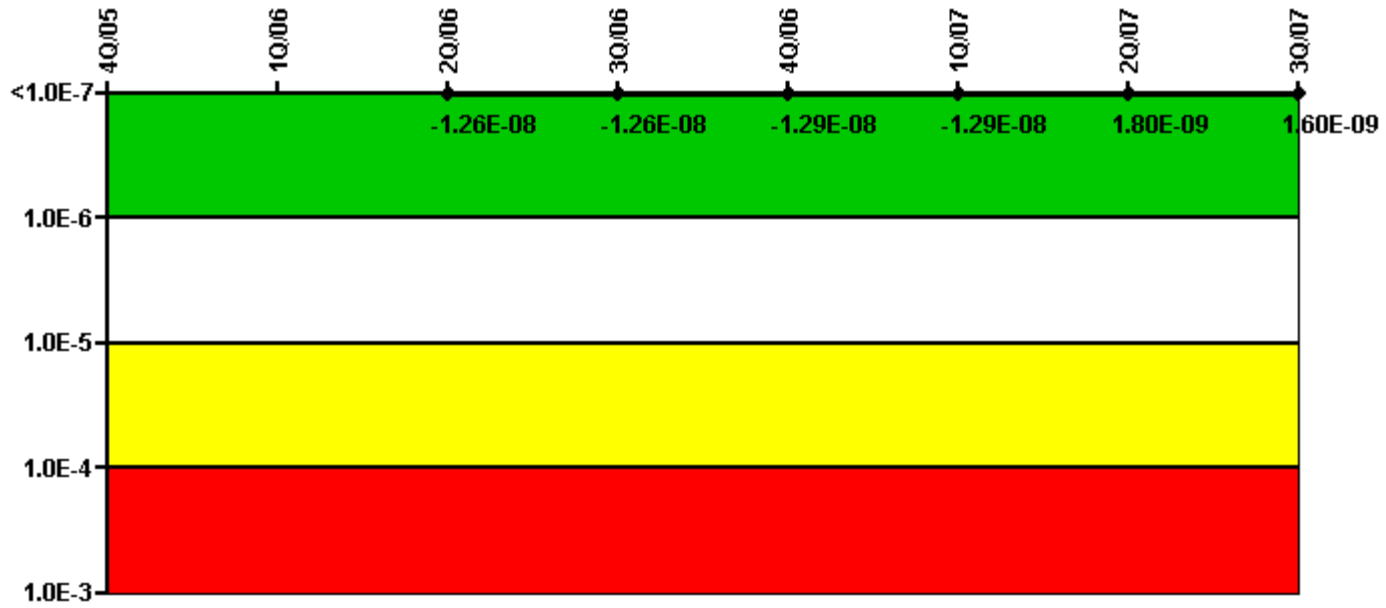
Thresholds: White > 1.00E-6 Yellow > 1.00E-5 Red > 1.00E-4

Notes

Mitigating Systems Performance Index, Residual Heat Removal System	4Q/05	1Q/06	2Q/06	3Q/06	4Q/06	1Q/07	2Q/07	3Q/07
UAI (Δ CDF)			-1.30E-08	2.10E-09	-1.10E-08	-1.50E-08	-1.60E-08	-1.60E-08
URI (Δ CDF)			-1.00E-07	-1.00E-07	-1.00E-07	-1.00E-07	-1.10E-07	-1.10E-07
PLE			NO	NO	NO	NO	NO	NO
Indicator value			-1.13E-07	-9.79E-08	-1.11E-07	-1.15E-07	-1.26E-07	-1.26E-07

Licensee Comments: none

Mitigating Systems Performance Index, Cooling Water Systems



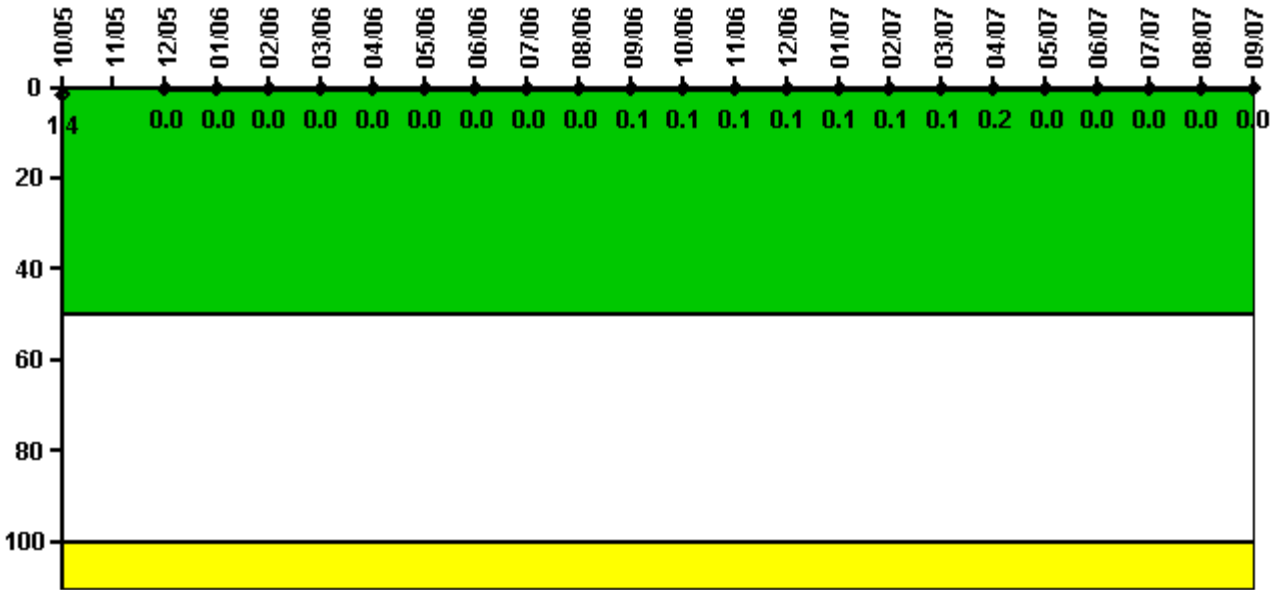
Thresholds: White > 1.00E-6 Yellow > 1.00E-5 Red > 1.00E-4

Notes

Mitigating Systems Performance Index, Cooling Water Systems	4Q/05	1Q/06	2Q/06	3Q/06	4Q/06	1Q/07	2Q/07	3Q/07
UAI (ΔCDF)			-6.30E-10	-6.40E-10	-8.50E-10	-9.40E-10	-1.50E-09	-1.50E-09
URI (ΔCDF)			-1.20E-08	-1.20E-08	-1.20E-08	-1.20E-08	3.30E-09	3.10E-09
PLE			NO	NO	NO	NO	NO	NO
Indicator value			-1.26E-08	-1.26E-08	-1.29E-08	-1.29E-08	1.80E-09	1.60E-09

Licensee Comments: none

Reactor Coolant System Activity



Thresholds: White > 50.0 Yellow > 100.0


Notes

Reactor Coolant System Activity	10/05	11/05	12/05	1/06	2/06	3/06	4/06	5/06	6/06	7/06	8/06	9/06
Maximum activity	0.049600	N/A	0.001050	0.001430	0.001480	0.001470	0.001610	0.001600	0.001710	0.001690	0.001720	0.001990
Technical specification limit	3.5	3.5	3.5	3.5	3.5	3.5	3.5	3.5	3.5	3.5	3.5	3.5
Indicator value	1.4	N/A	0	0	0	0	0	0	0	0	0	0.1

Reactor Coolant System Activity	10/06	11/06	12/06	1/07	2/07	3/07	4/07	5/07	6/07	7/07	8/07	9/07
Maximum activity	0.001970	0.002270	0.002270	0.002370	0.002400	0.002310	0.005490	0.000703	0.000797	0.000789	0.000852	0.000894
Technical specification limit	3.5	3.5	3.5	3.5	3.5	3.5	3.5	3.5	3.5	3.5	3.5	3.5
Indicator value	0.1	0.1	0.1	0.1	0.1	0.1	0.2	0	0	0	0	0

Licensee Comments: none

Reactor Coolant System Leakage



Thresholds: White > 50.0 Yellow > 100.0

Notes

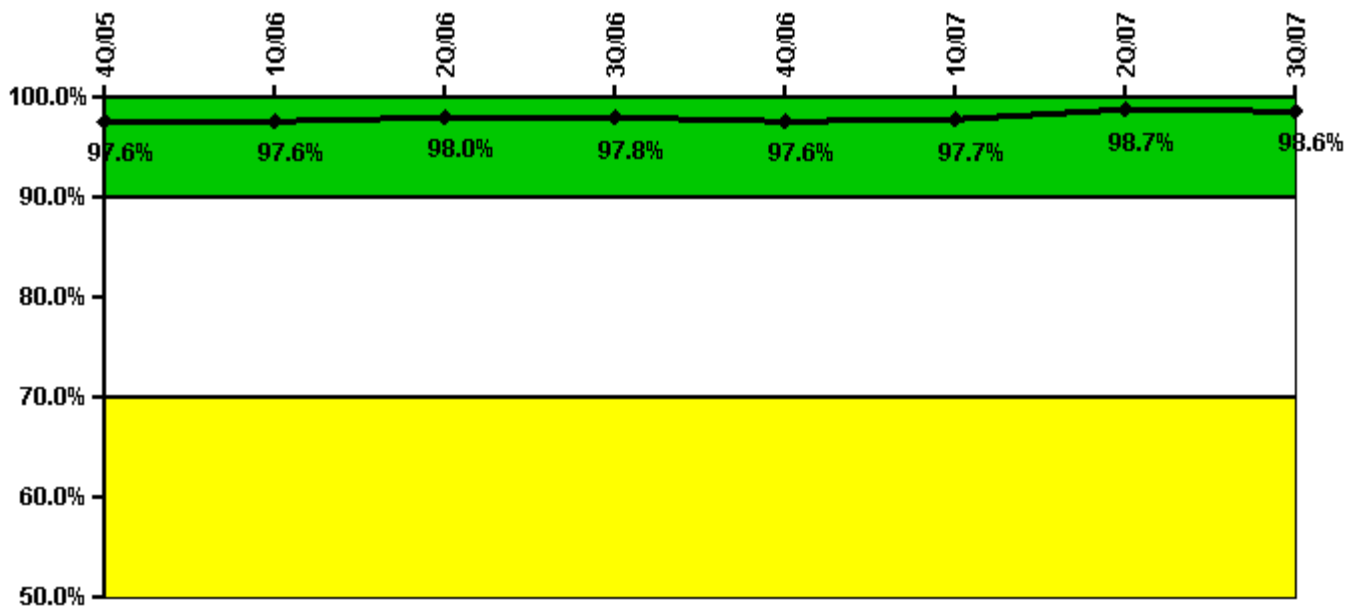
Reactor Coolant System Leakage	10/05	11/05	12/05	1/06	2/06	3/06	4/06	5/06	6/06	7/06	8/06	9/06
Maximum leakage	0.195	N/A	0.237	0.106	0.107	0.112	0.117	0.119	0.111	0.109	0.101	0.099
Technical specification limit	10.0	10.0	10.0	10.0	10.0	10.0	10.0	10.0	10.0	10.0	10.0	10.0
Indicator value	2.0	N/A	2.4	1.1	1.1	1.1	1.2	1.2	1.1	1.1	1.0	1.0

Reactor Coolant System Leakage	10/06	11/06	12/06	1/07	2/07	3/07	4/07	5/07	6/07	7/07	8/07	9/07
Maximum leakage	0.116	0.138	0.149	0.129	0.120	0.151	0.135	0.252	0.220	0.119	0.113	0.102
Technical specification limit	10.0	10.0	10.0	10.0	10.0	10.0	10.0	10.0	10.0	10.0	10.0	10.0
Indicator value	1.2	1.4	1.5	1.3	1.2	1.5	1.4	2.5	2.2	1.2	1.1	1.0

Licensee Comments:

9/07: Total leakage is being reported in lieu of identified leakage.

Drill/Exercise Performance



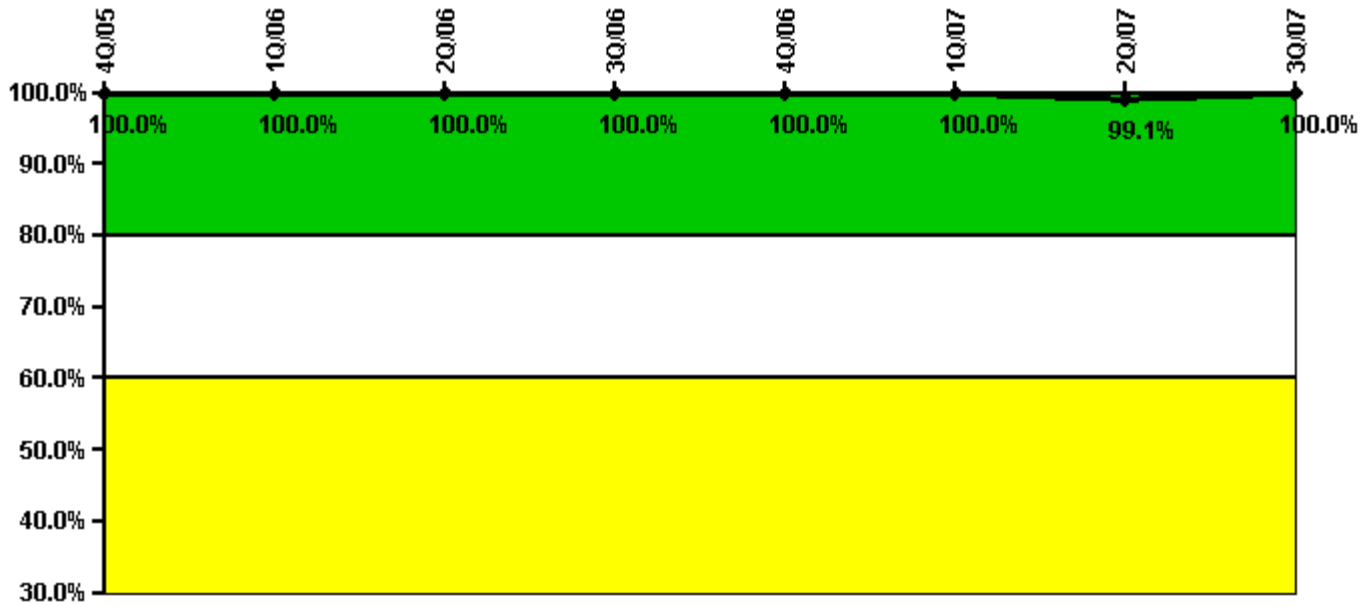
Thresholds: White < 90.0% Yellow < 70.0%

Notes

Drill/Exercise Performance	4Q/05	1Q/06	2Q/06	3Q/06	4Q/06	1Q/07	2Q/07	3Q/07
Successful opportunities	2.0	11.0	52.0	10.0	17.0	7.0	23.0	21.0
Total opportunities	2.0	11.0	53.0	10.0	17.0	7.0	23.0	22.0
Indicator value	97.6%	97.6%	98.0%	97.8%	97.6%	97.7%	98.7%	98.6%

Licensee Comments: none

ERO Drill Participation



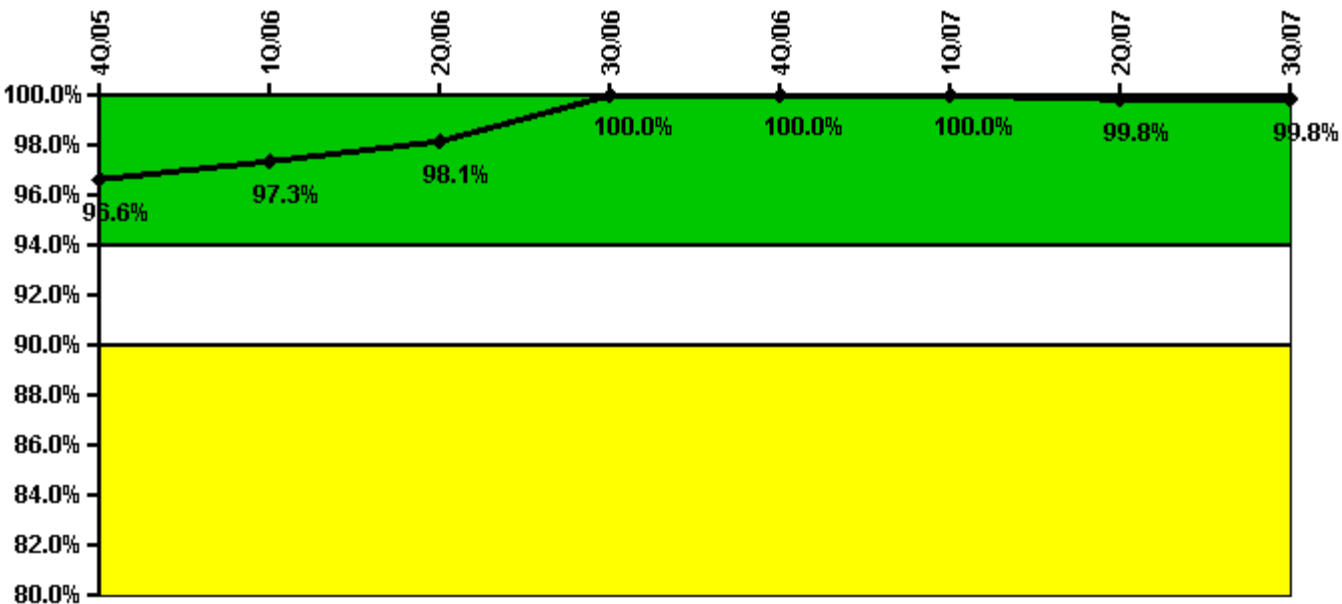
Thresholds: White < 80.0% Yellow < 60.0%

Notes

ERO Drill Participation	4Q/05	1Q/06	2Q/06	3Q/06	4Q/06	1Q/07	2Q/07	3Q/07
Participating Key personnel	118.0	113.0	117.0	118.0	121.0	115.0	111.0	107.0
Total Key personnel	118.0	113.0	117.0	118.0	121.0	115.0	112.0	107.0
Indicator value	100.0%	100.0%	100.0%	100.0%	100.0%	100.0%	99.1%	100.0%

Licensee Comments: none

Alert & Notification System



Thresholds: White < 94.0% Yellow < 90.0%

Notes

Alert & Notification System	4Q/05	1Q/06	2Q/06	3Q/06	4Q/06	1Q/07	2Q/07	3Q/07
Successful siren-tests	147	147	147	147	147	147	146	147
Total sirens-tests	147	147	147	147	147	147	147	147
Indicator value	96.6%	97.3%	98.1%	100.0%	100.0%	100.0%	99.8%	99.8%

Licensee Comments: none

Occupational Exposure Control Effectiveness



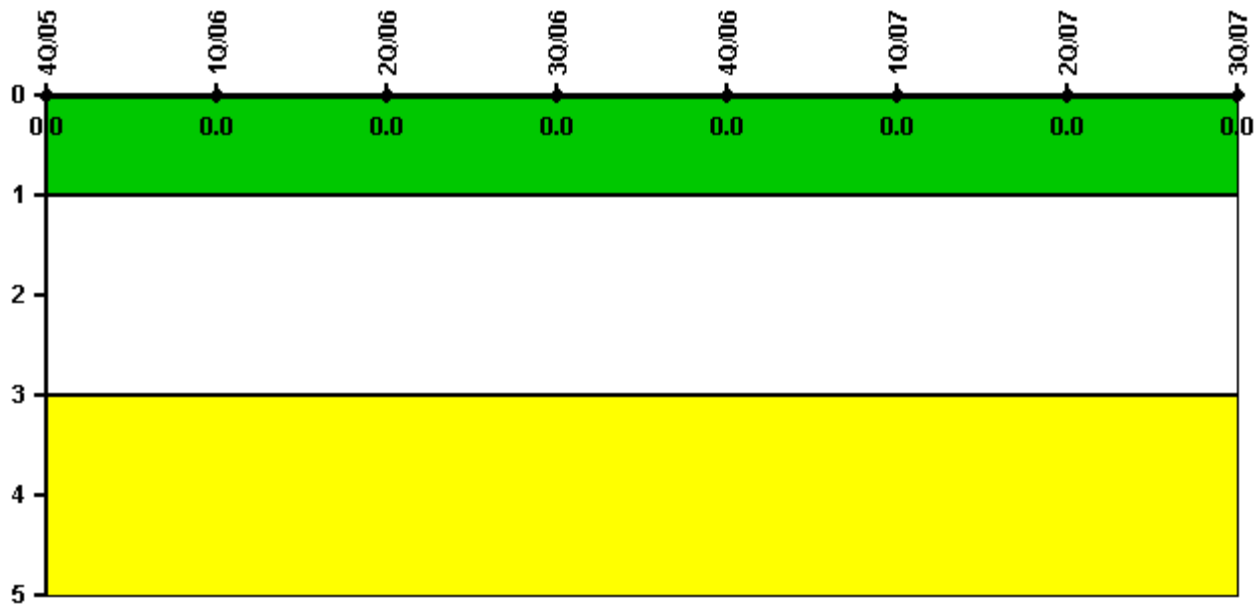
Thresholds: White > 2.0 Yellow > 5.0

Notes

Occupational Exposure Control Effectiveness	4Q/05	1Q/06	2Q/06	3Q/06	4Q/06	1Q/07	2Q/07	3Q/07
High radiation area occurrences	0	0	0	0	0	0	0	0
Very high radiation area occurrences	0	0	0	0	0	0	0	0
Unintended exposure occurrences	0	0	0	0	0	0	0	0
Indicator value	0	0	0	0	0	0	0	0

Licensee Comments: none

RETS/ODCM Radiological Effluent



Thresholds: White > 1.0 Yellow > 3.0

Notes

RETS/ODCM Radiological Effluent	4Q/05	1Q/06	2Q/06	3Q/06	4Q/06	1Q/07	2Q/07	3Q/07
RETS/ODCM occurrences	0	0	0	0	0	0	0	0
Indicator value	0	0	0	0	0	0	0	0

Licensee Comments: none

[Physical Protection](#) information not publicly available.