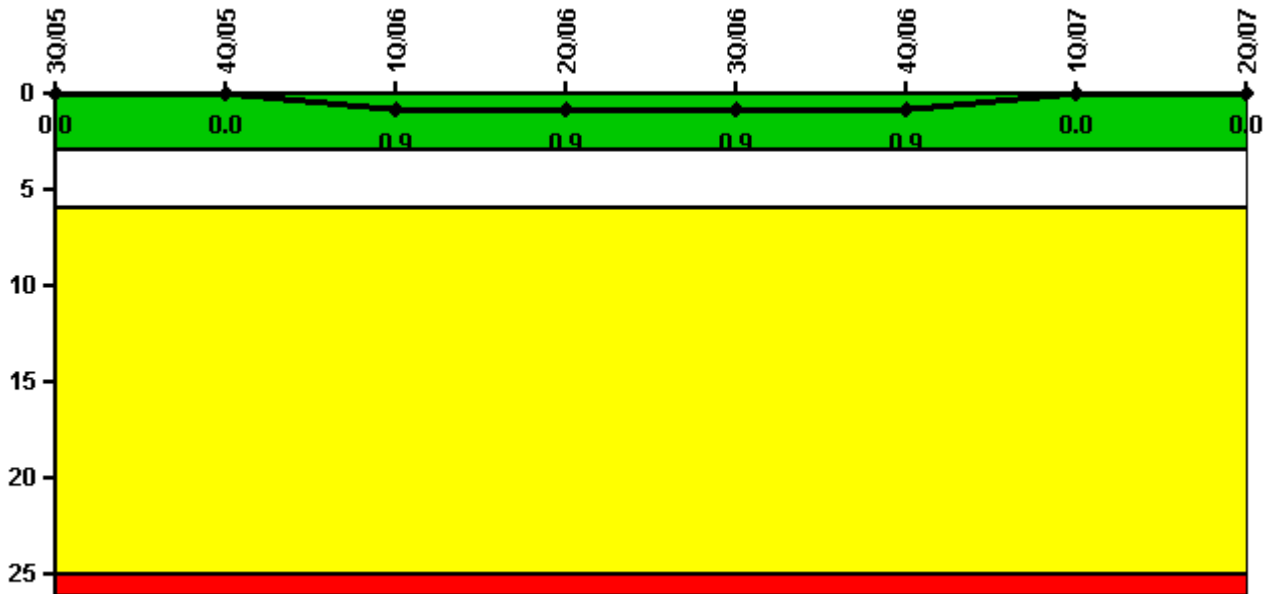


La Salle 1

2Q/2007 Performance Indicators

Licensee's General Comments: none

Unplanned Scrams per 7000 Critical Hrs



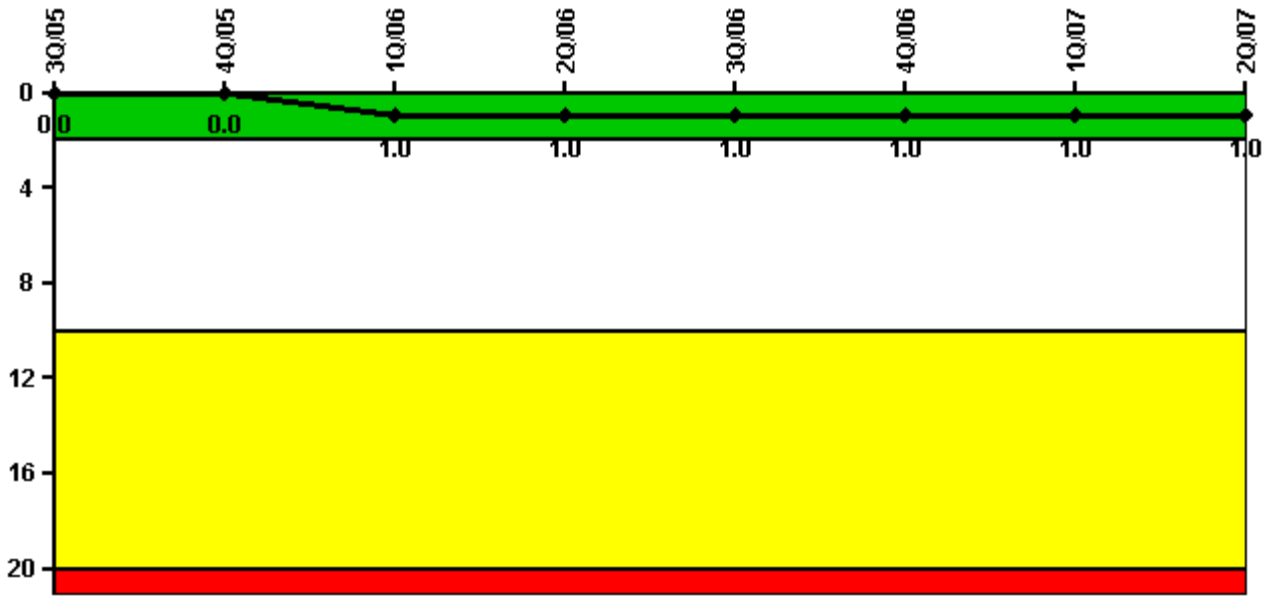
Thresholds: White > 3.0 Yellow > 6.0 Red > 25.0

Notes

Unplanned Scrams per 7000 Critical Hrs	3Q/05	4Q/05	1Q/06	2Q/06	3Q/06	4Q/06	1Q/07	2Q/07
Unplanned scrams	0	0	1.0	0	0	0	0	0
Critical hours	2208.0	2209.0	1549.1	2183.0	2208.0	2209.0	2159.0	2184.0
Indicator value	0	0	0.9	0.9	0.9	0.9	0	0

Licensee Comments: none

Scrams with Loss of Normal Heat Removal



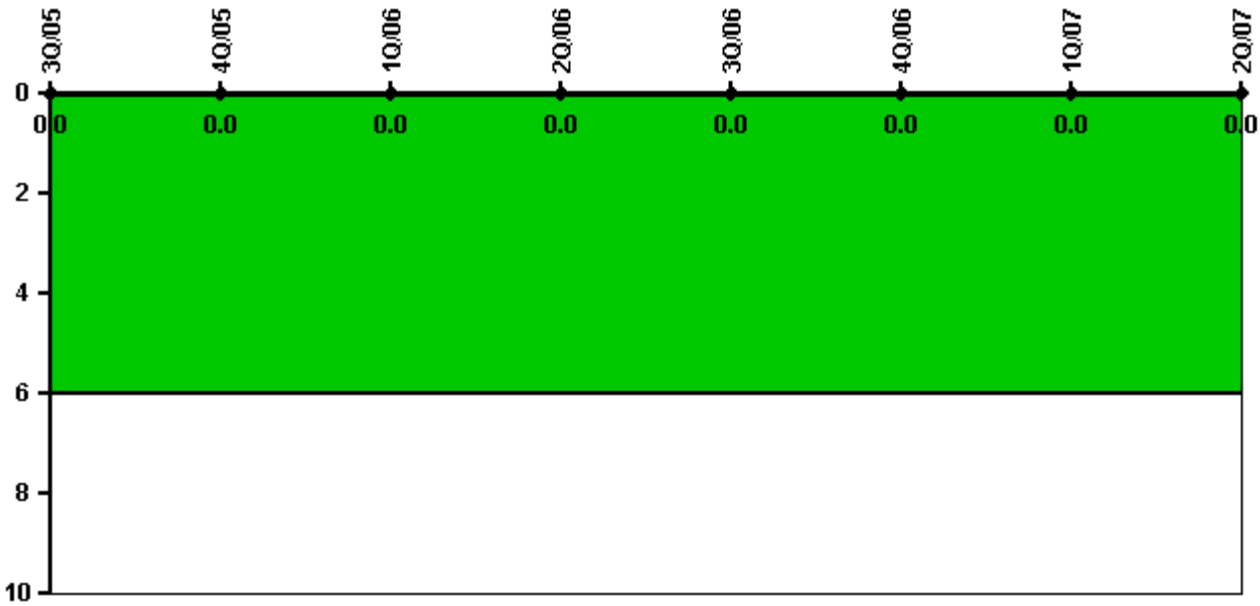
Thresholds: White > 2.0 Yellow > 10.0 Red > 20.0

Notes

Scrams with Loss of Normal Heat Removal	3Q/05	4Q/05	1Q/06	2Q/06	3Q/06	4Q/06	1Q/07	2Q/07
Scrams	0	0	1.0	0	0	0	0	0
Indicator value	0	0	1.0	1.0	1.0	1.0	1.0	1.0

Licensee Comments: none

Unplanned Power Changes per 7000 Critical Hrs



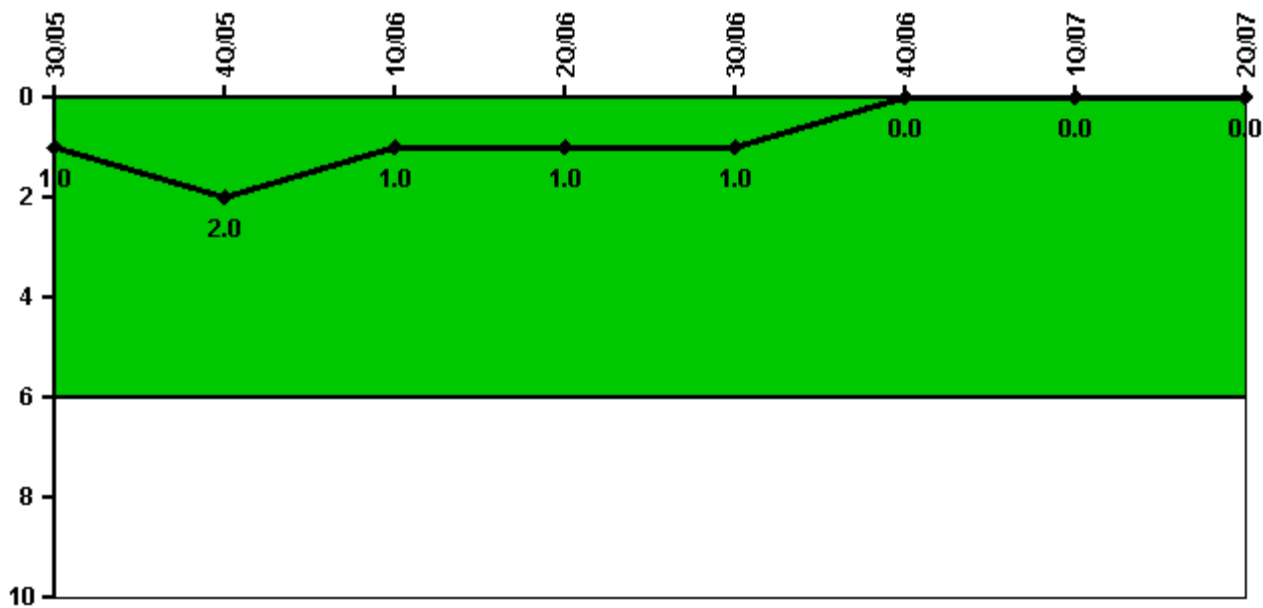
Thresholds: White > 6.0

Notes

Unplanned Power Changes per 7000 Critical Hrs	3Q/05	4Q/05	1Q/06	2Q/06	3Q/06	4Q/06	1Q/07	2Q/07
Unplanned power changes	0	0	0	0	0	0	0	0
Critical hours	2208.0	2209.0	1549.1	2183.0	2208.0	2209.0	2159.0	2184.0
Indicator value	0	0	0	0	0	0	0	0

Licensee Comments: none

Safety System Functional Failures (BWR)



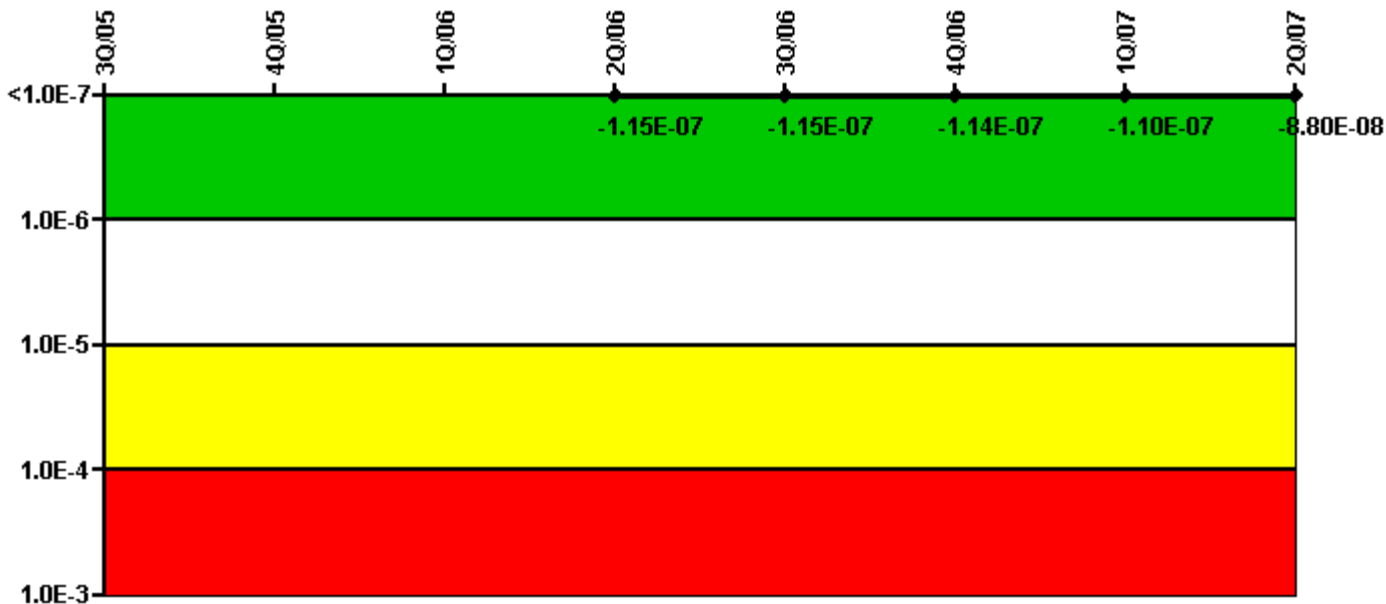
Thresholds: White > 6.0

Notes

Safety System Functional Failures (BWR)	3Q/05	4Q/05	1Q/06	2Q/06	3Q/06	4Q/06	1Q/07	2Q/07
Safety System Functional Failures	0	1	0	0	0	0	0	0
Indicator value	1	2	1	1	1	0	0	0

Licensee Comments: none

Mitigating Systems Performance Index, Emergency AC Power System



Thresholds: White > 1.00E-6 Yellow > 1.00E-5 Red > 1.00E-4

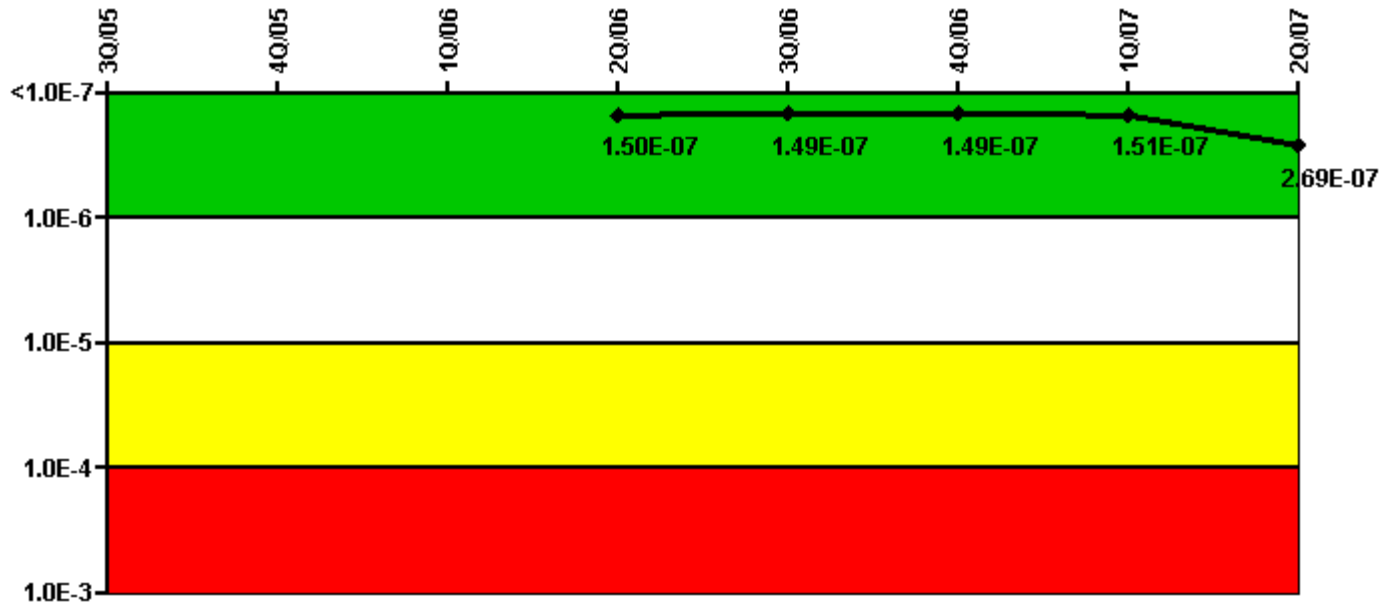
Notes

Mitigating Systems Performance Index, Emergency AC Power System	3Q/05	4Q/05	1Q/06	2Q/06	3Q/06	4Q/06	1Q/07	2Q/07
UAI (Δ CDF)				-1.50E-08	-1.50E-08	-1.50E-08	-1.50E-08	-1.00E-08
URI (Δ CDF)				-1.00E-07	-1.00E-07	-9.90E-08	-9.50E-08	-7.80E-08
PLE				NO	NO	NO	NO	NO
Indicator value				-1.15E-07	-1.15E-07	-1.14E-07	-1.10E-07	-8.80E-08

Licensee Comments:

2Q/07: Changed PRA Parameter(s). A new PRA model (Model 2006A) was approved and implemented in the 1st quarter 2007. PRA parameters were updated to reflect the new model in the 2nd quarter 2007, in accordance with FAQ 419.

Mitigating Systems Performance Index, High Pressure Injection System



Thresholds: White > 1.00E-6 Yellow > 1.00E-5 Red > 1.00E-4

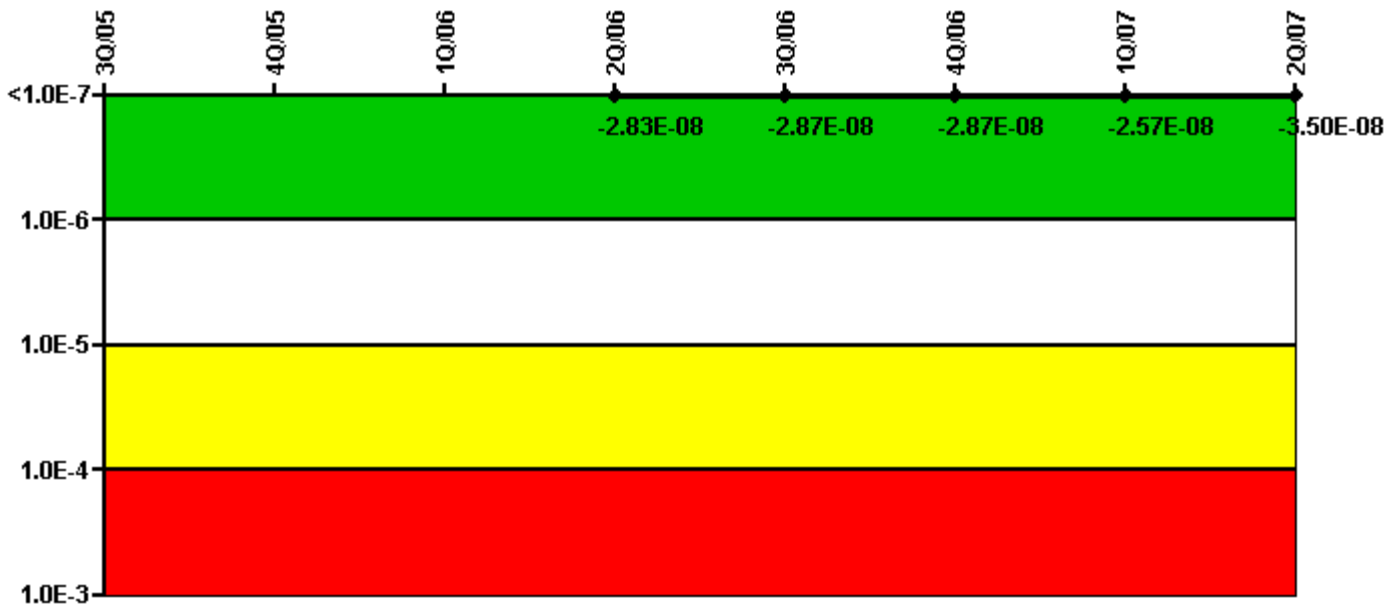
Notes

Mitigating Systems Performance Index, High Pressure Injection System	3Q/05	4Q/05	1Q/06	2Q/06	3Q/06	4Q/06	1Q/07	2Q/07
UAI (Δ CDF)				1.00E-07	1.00E-07	1.00E-07	9.80E-08	8.90E-08
URI (Δ CDF)				5.00E-08	4.90E-08	4.90E-08	5.30E-08	1.80E-07
PLE				NO	NO	NO	NO	NO
Indicator value				1.50E-07	1.49E-07	1.49E-07	1.51E-07	2.69E-07

Licensee Comments:

2Q/07: Changed PRA Parameter(s). A new PRA model (Model 2006A) was approved and implemented in the 1st quarter 2007. PRA parameters were updated to reflect the new model in the 2nd quarter 2007, in accordance with FAQ 419.

Mitigating Systems Performance Index, Heat Removal System



Thresholds: White > 1.00E-6 Yellow > 1.00E-5 Red > 1.00E-4

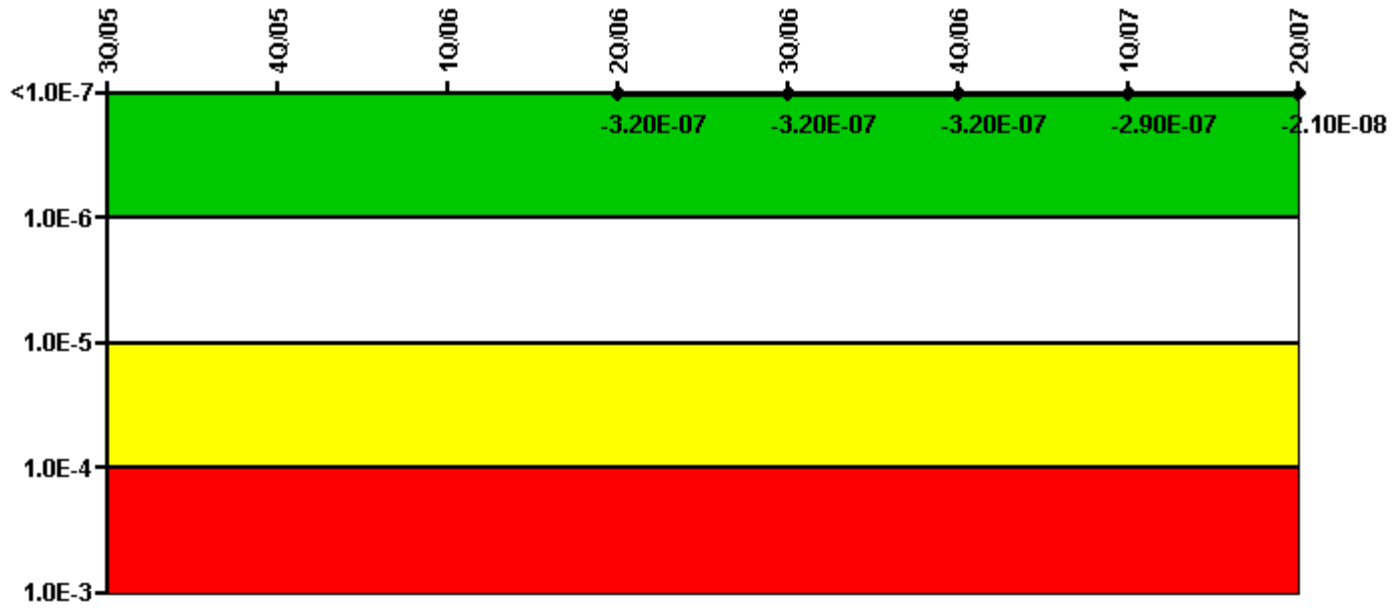
Notes

Mitigating Systems Performance Index, Heat Removal System	3Q/05	4Q/05	1Q/06	2Q/06	3Q/06	4Q/06	1Q/07	2Q/07
UAI (Δ CDF)				-9.30E-09	-9.70E-09	-9.70E-09	-9.70E-09	-1.40E-08
URI (Δ CDF)				-1.90E-08	-1.90E-08	-1.90E-08	-1.60E-08	-2.10E-08
PLE				NO	NO	NO	NO	NO
Indicator value				-2.83E-08	-2.87E-08	-2.87E-08	-2.57E-08	-3.50E-08

Licensee Comments:

2Q/07: Changed PRA Parameter(s). A new PRA model (Model 2006A) was approved and implemented in the 1st quarter 2007. PRA parameters were updated to reflect the new model in the 2nd quarter 2007, in accordance with FAQ 419.

Mitigating Systems Performance Index, Residual Heat Removal System



Thresholds: White > 1.00E-6 Yellow > 1.00E-5 Red > 1.00E-4

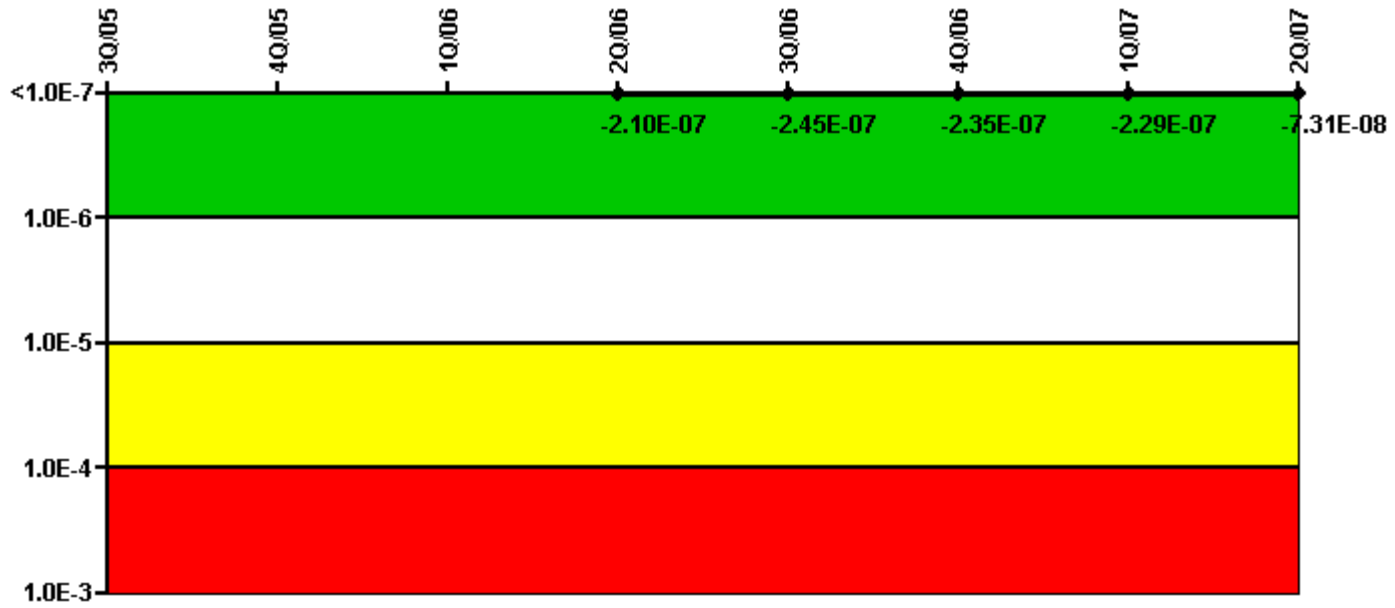
Notes

Mitigating Systems Performance Index, Residual Heat Removal System	3Q/05	4Q/05	1Q/06	2Q/06	3Q/06	4Q/06	1Q/07	2Q/07
UAI (Δ CDF)				-1.30E-07	-1.30E-07	-1.30E-07	-1.30E-07	-8.00E-09
URI (Δ CDF)				-1.90E-07	-1.90E-07	-1.90E-07	-1.60E-07	-1.30E-08
PLE				NO	NO	NO	NO	NO
Indicator value				-3.20E-07	-3.20E-07	-3.20E-07	-2.90E-07	-2.10E-08

Licensee Comments:

2Q/07: Changed PRA Parameter(s). A new PRA model (Model 2006A) was approved and implemented in the 1st quarter 2007. PRA parameters were updated to reflect the new model in the 2nd quarter 2007, in accordance with FAQ 419.

Mitigating Systems Performance Index, Cooling Water Systems



Thresholds: White > 1.00E-6 Yellow > 1.00E-5 Red > 1.00E-4

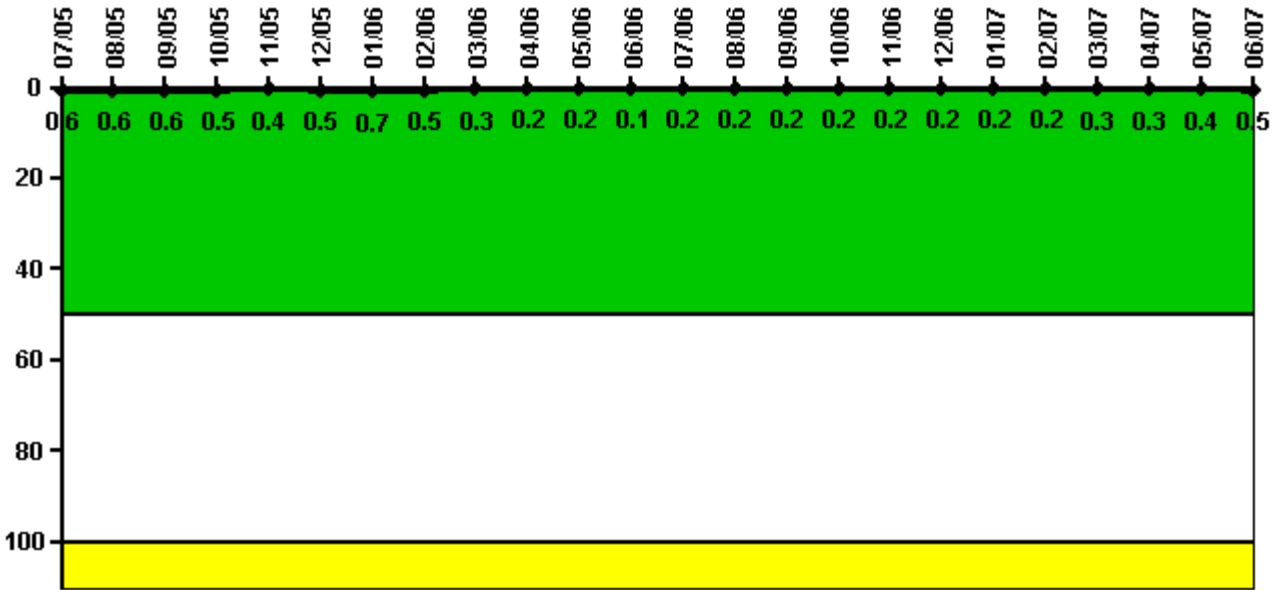
Notes

Mitigating Systems Performance Index, Cooling Water Systems	3Q/05	4Q/05	1Q/06	2Q/06	3Q/06	4Q/06	1Q/07	2Q/07
UAI (Δ CDF)				8.00E-08	4.50E-08	4.50E-08	4.10E-08	-1.10E-10
URI (Δ CDF)				-2.90E-07	-2.90E-07	-2.80E-07	-2.70E-07	-7.30E-08
PLE				NO	NO	NO	NO	NO
Indicator value				-2.10E-07	-2.45E-07	-2.35E-07	-2.29E-07	-7.31E-08

Licensee Comments:

2Q/07: Changed PRA Parameter(s). A new PRA model (Model 2006A) was approved and implemented in the 1st quarter 2007. PRA parameters were updated to reflect the new model in the 2nd quarter 2007, in accordance with FAQ 419.

Reactor Coolant System Activity



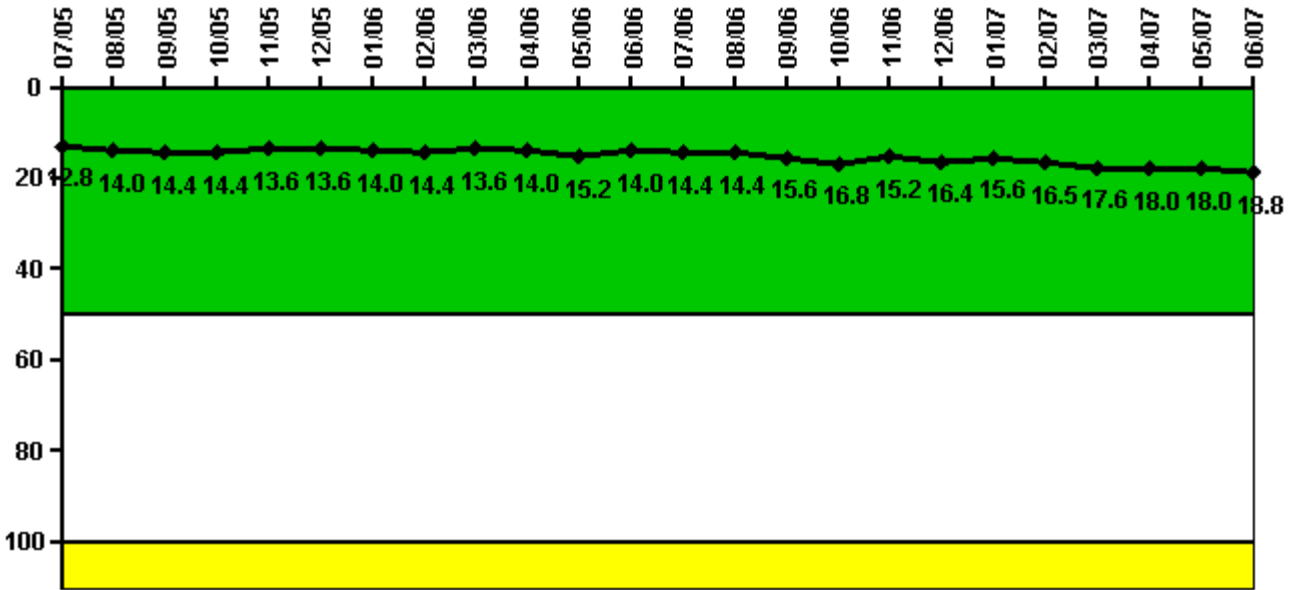
Thresholds: White > 50.0 Yellow > 100.0

Notes

Reactor Coolant System Activity	7/05	8/05	9/05	10/05	11/05	12/05	1/06	2/06	3/06	4/06	5/06	6/06
Maximum activity	0.001180	0.001200	0.001230	0.000955	0.000789	0.001060	0.001370	0.000991	0.000511	0.000406	0.000301	0.000282
Technical specification limit	0.2	0.2	0.2	0.2	0.2	0.2	0.2	0.2	0.2	0.2	0.2	0.2
Indicator value	0.6	0.6	0.6	0.5	0.4	0.5	0.7	0.5	0.3	0.2	0.2	0.1
Reactor Coolant System Activity	7/06	8/06	9/06	10/06	11/06	12/06	1/07	2/07	3/07	4/07	5/07	6/07
Maximum activity	0.000362	0.000345	0.000343	0.000348	0.000365	0.000381	0.000396	0.000402	0.000517	0.000593	0.000744	0.000973
Technical specification limit	0.2	0.2	0.2	0.2	0.2	0.2	0.2	0.2	0.2	0.2	0.2	0.2
Indicator value	0.2	0.2	0.2	0.2	0.2	0.2	0.2	0.2	0.3	0.3	0.4	0.5

Licensee Comments: none

Reactor Coolant System Leakage



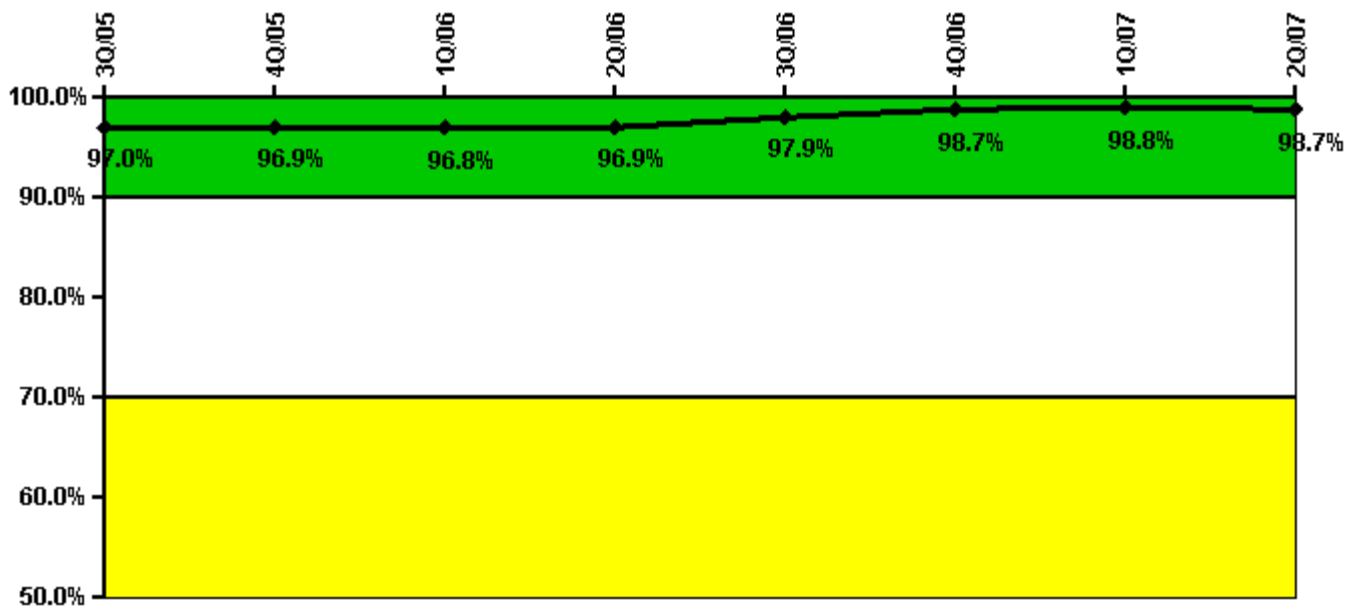
Thresholds: White > 50.0 Yellow > 100.0

Notes

Reactor Coolant System Leakage	7/05	8/05	9/05	10/05	11/05	12/05	1/06	2/06	3/06	4/06	5/06	6/06
Maximum leakage	3.200	3.500	3.600	3.600	3.400	3.400	3.500	3.600	3.400	3.500	3.800	3.500
Technical specification limit	25.0	25.0	25.0	25.0	25.0	25.0	25.0	25.0	25.0	25.0	25.0	25.0
Indicator value	12.8	14.0	14.4	14.4	13.6	13.6	14.0	14.4	13.6	14.0	15.2	14.0
Reactor Coolant System Leakage	7/06	8/06	9/06	10/06	11/06	12/06	1/07	2/07	3/07	4/07	5/07	6/07
Maximum leakage	3.600	3.600	3.900	4.200	3.800	4.100	3.900	4.120	4.400	4.500	4.500	4.700
Technical specification limit	25.0	25.0	25.0	25.0	25.0	25.0	25.0	25.0	25.0	25.0	25.0	25.0
Indicator value	14.4	14.4	15.6	16.8	15.2	16.4	15.6	16.5	17.6	18.0	18.0	18.8

Licensee Comments: none

Drill/Exercise Performance



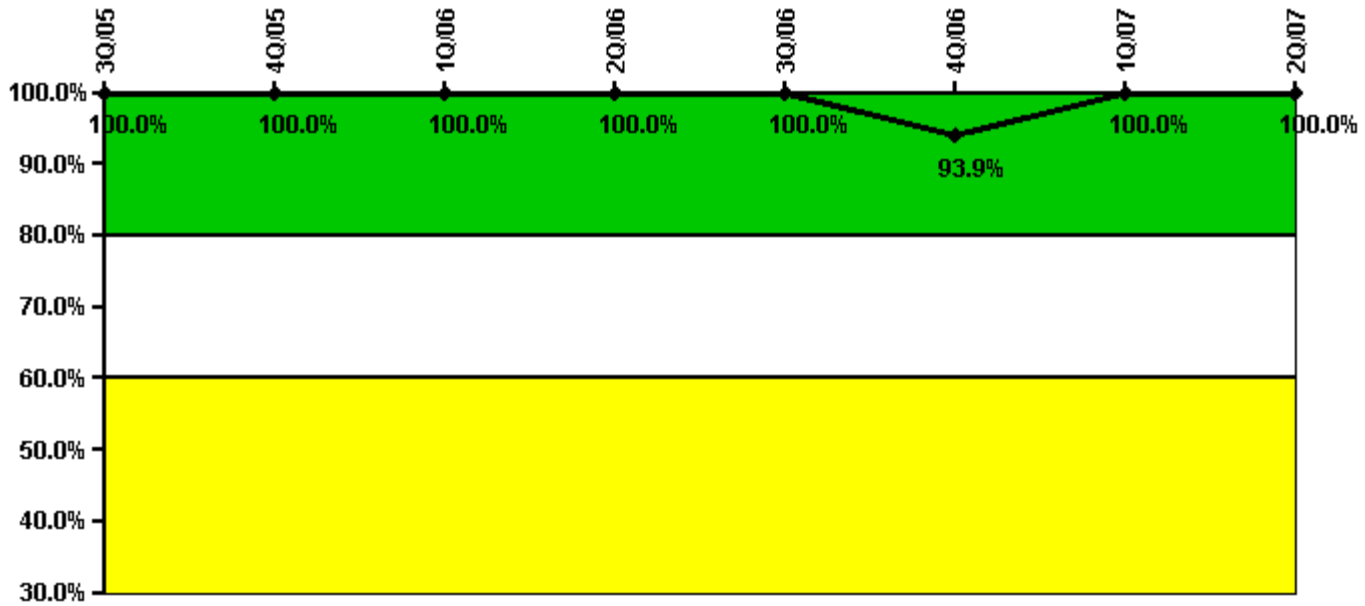
Thresholds: White < 90.0% Yellow < 70.0%

Notes

Drill/Exercise Performance	3Q/05	4Q/05	1Q/06	2Q/06	3Q/06	4Q/06	1Q/07	2Q/07
Successful opportunities	61.0	59.0	18.0	41.0	30.0	42.0	26.0	28.0
Total opportunities	62.0	60.0	18.0	42.0	30.0	43.0	26.0	28.0
Indicator value	97.0%	96.9%	96.8%	96.9%	97.9%	98.7%	98.8%	98.7%

Licensee Comments: none

ERO Drill Participation



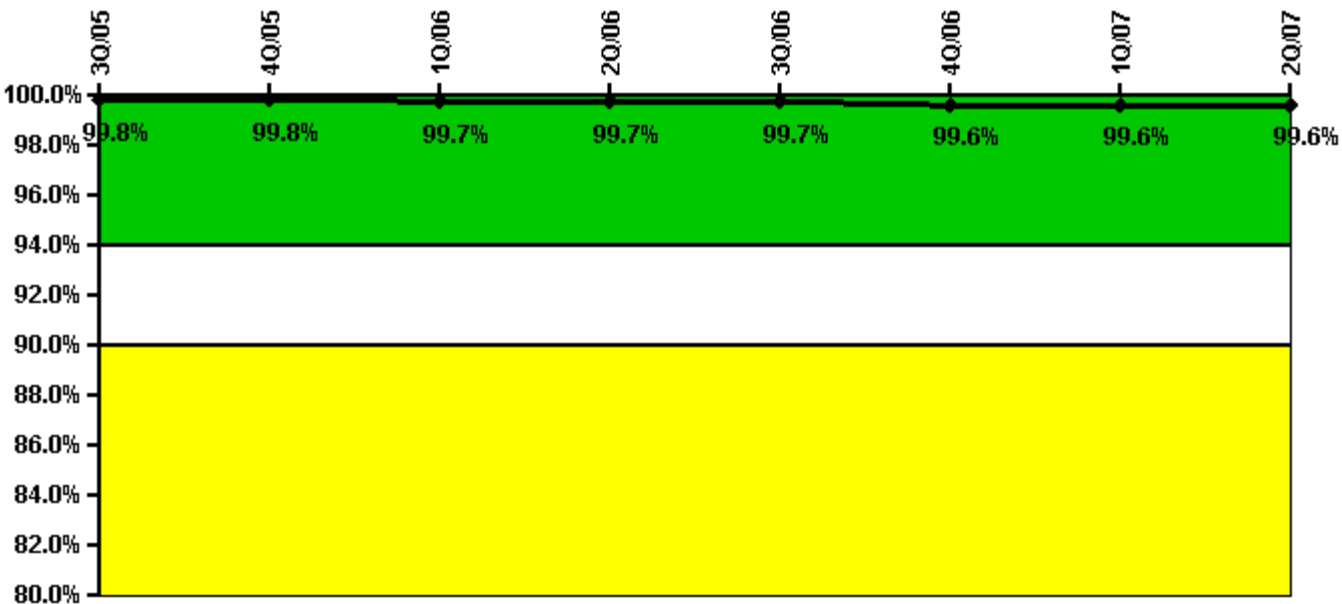
Thresholds: White < 80.0% Yellow < 60.0%

Notes

ERO Drill Participation	3Q/05	4Q/05	1Q/06	2Q/06	3Q/06	4Q/06	1Q/07	2Q/07
Participating Key personnel	59.0	61.0	63.0	63.0	60.0	62.0	62.0	65.0
Total Key personnel	59.0	61.0	63.0	63.0	60.0	66.0	62.0	65.0
Indicator value	100.0%	100.0%	100.0%	100.0%	100.0%	93.9%	100.0%	100.0%

Licensee Comments: none

Alert & Notification System



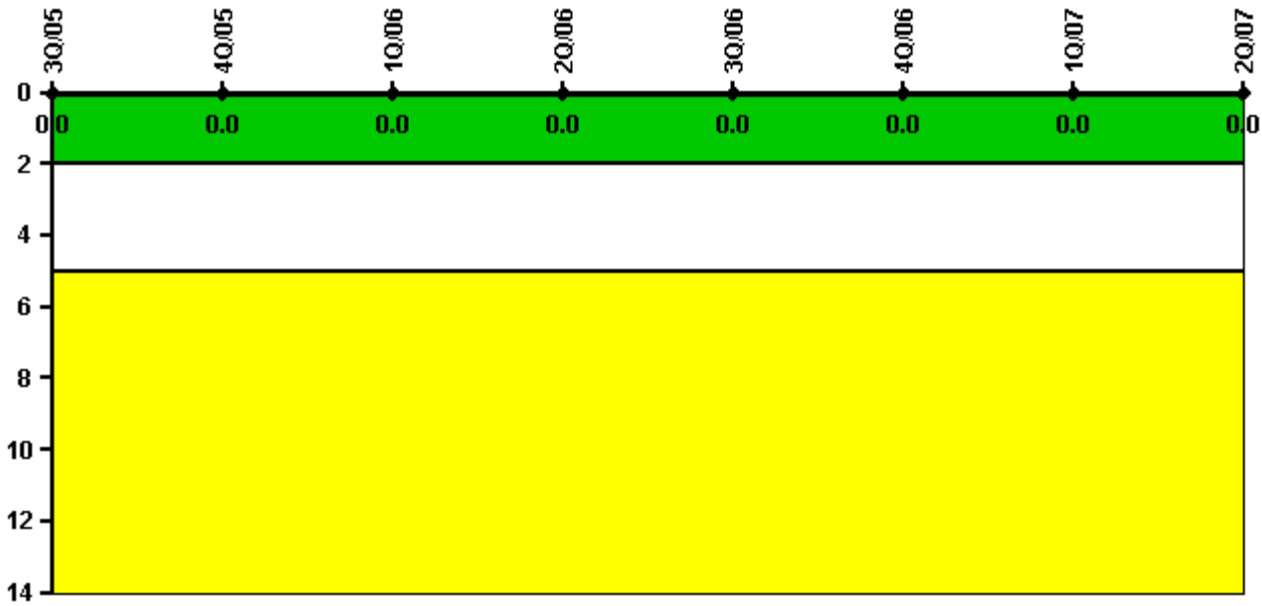
Thresholds: White < 94.0% Yellow < 90.0%

Notes

Alert & Notification System	3Q/05	4Q/05	1Q/06	2Q/06	3Q/06	4Q/06	1Q/07	2Q/07
Successful siren-tests	3185	3196	3241	3191	3189	3131	3188	3188
Total sirens-tests	3200	3200	3250	3200	3200	3150	3197	3200
Indicator value	99.8%	99.8%	99.7%	99.7%	99.7%	99.6%	99.6%	99.6%

Licensee Comments: none

Occupational Exposure Control Effectiveness



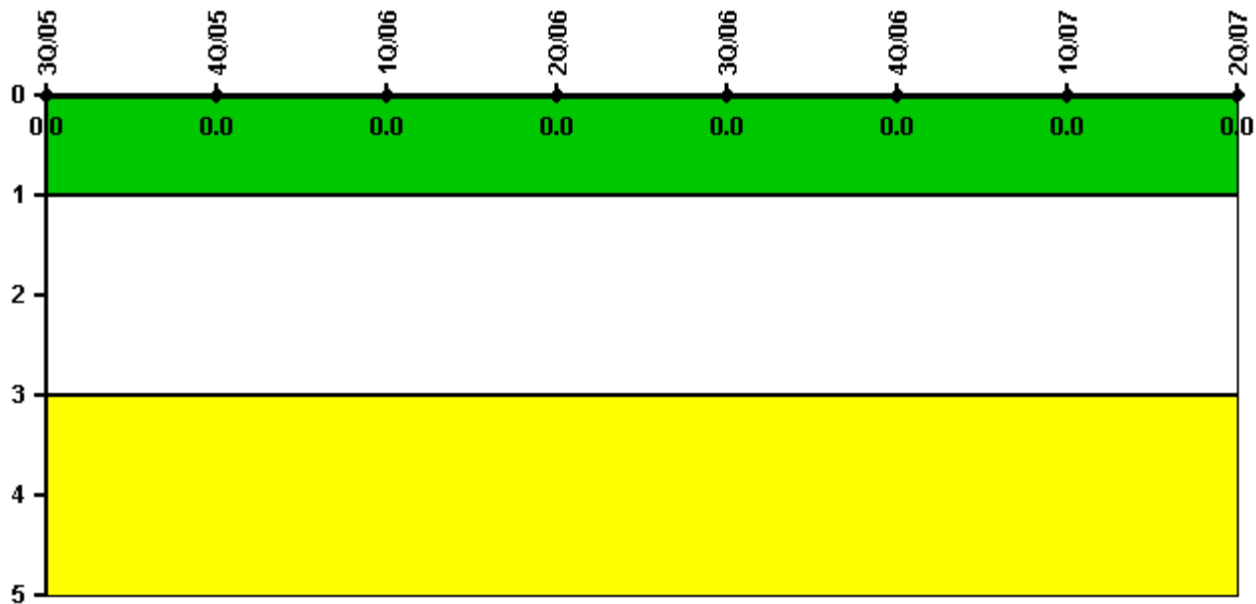
Thresholds: White > 2.0 Yellow > 5.0

Notes

Occupational Exposure Control Effectiveness	3Q/05	4Q/05	1Q/06	2Q/06	3Q/06	4Q/06	1Q/07	2Q/07
High radiation area occurrences	0	0	0	0	0	0	0	0
Very high radiation area occurrences	0	0	0	0	0	0	0	0
Unintended exposure occurrences	0	0	0	0	0	0	0	0
Indicator value	0	0	0	0	0	0	0	0

Licensee Comments: none

RETS/ODCM Radiological Effluent



Thresholds: White > 1.0 Yellow > 3.0

Notes

RETS/ODCM Radiological Effluent	3Q/05	4Q/05	1Q/06	2Q/06	3Q/06	4Q/06	1Q/07	2Q/07
RETS/ODCM occurrences	0	0	0	0	0	0	0	0
Indicator value	0	0	0	0	0	0	0	0

Licensee Comments: none

[Physical Protection](#) information not publicly available.