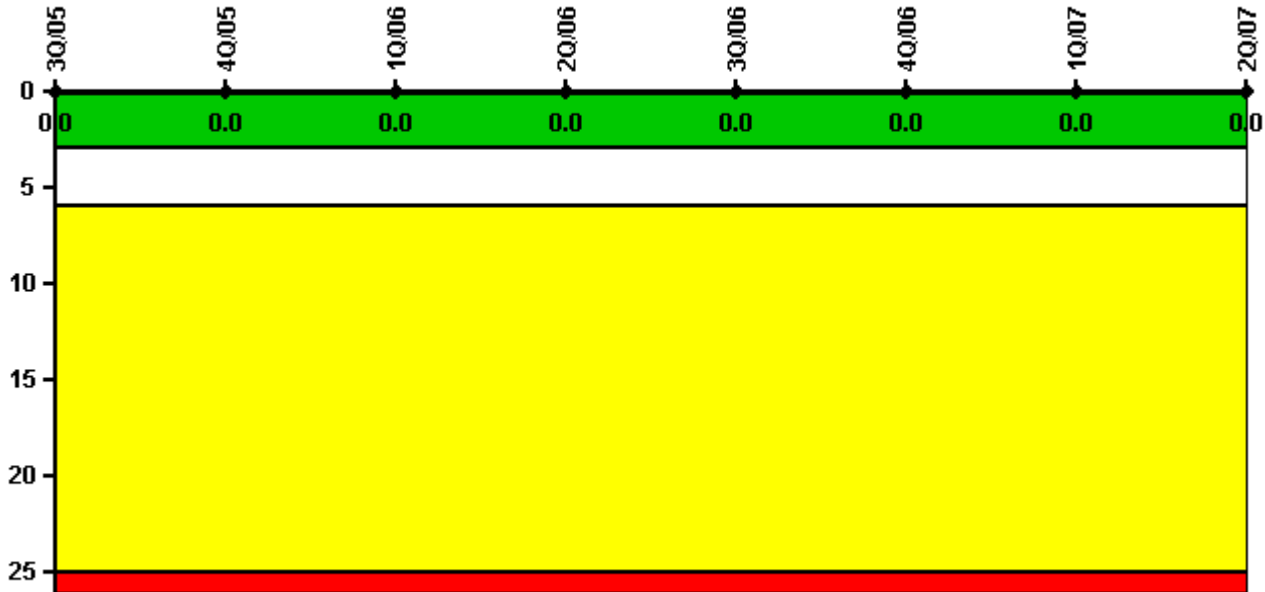


Byron 1

2Q/2007 Performance Indicators

Licensee's General Comments: none

Unplanned Scrams per 7000 Critical Hrs



Thresholds: White > 3.0 Yellow > 6.0 Red > 25.0

Notes

Unplanned Scrams per 7000 Critical Hrs	3Q/05	4Q/05	1Q/06	2Q/06	3Q/06	4Q/06	1Q/07	2Q/07
Unplanned scrams	0	0	0	0	0	0	0	0
Critical hours	2208.0	2209.0	2160.0	2183.0	1727.0	1855.6	2159.0	2184.0
Indicator value	0	0	0	0	0	0	0	0

Licensee Comments: none

Scrams with Loss of Normal Heat Removal



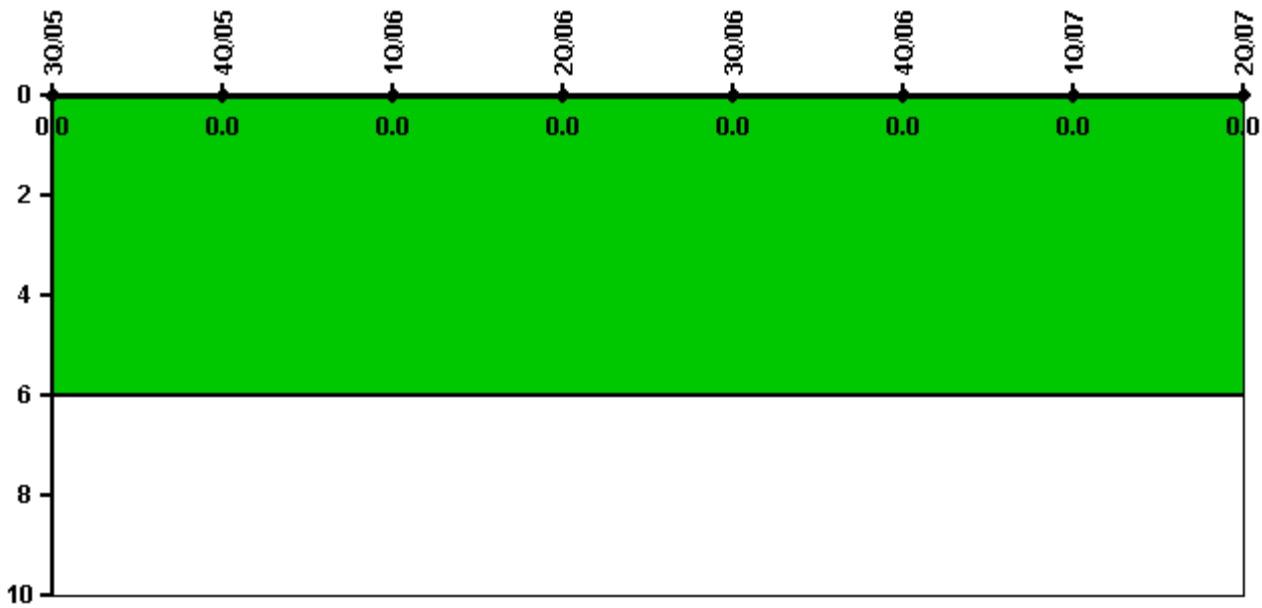
Thresholds: White > 2.0 Yellow > 10.0 Red > 20.0

Notes

Scrams with Loss of Normal Heat Removal	3Q/05	4Q/05	1Q/06	2Q/06	3Q/06	4Q/06	1Q/07	2Q/07
Scrams	0	0	0	0	0	0	0	0
Indicator value	0	0	0	0	0	0	0	0

Licensee Comments: none

Unplanned Power Changes per 7000 Critical Hrs



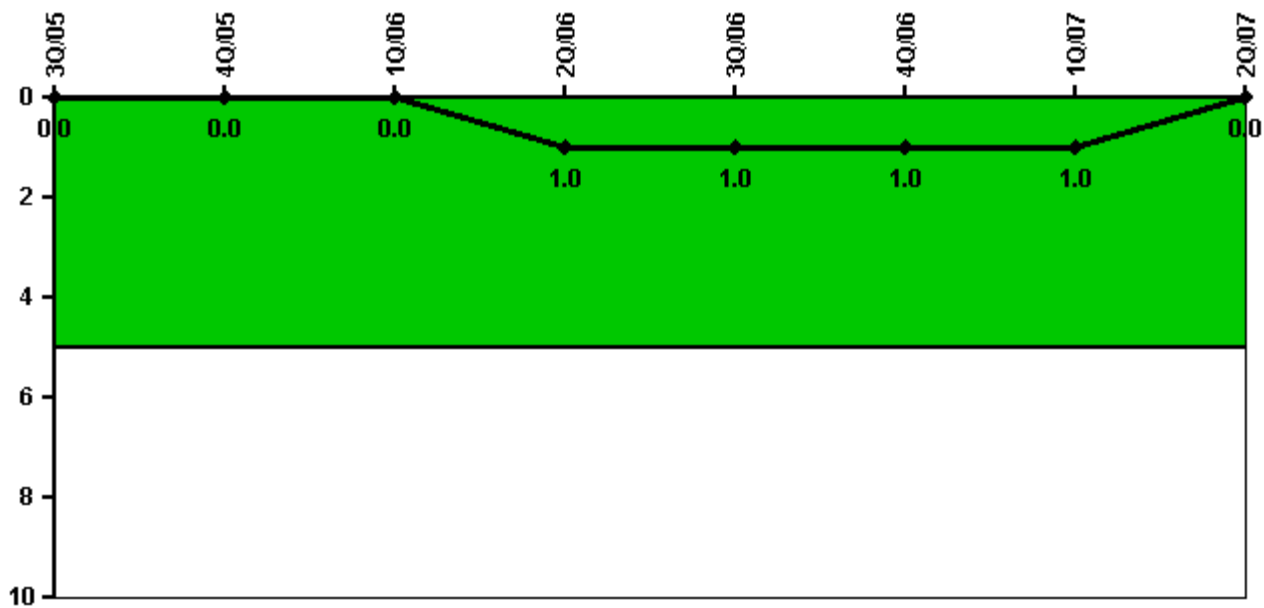
Thresholds: White > 6.0

Notes

Unplanned Power Changes per 7000 Critical Hrs	3Q/05	4Q/05	1Q/06	2Q/06	3Q/06	4Q/06	1Q/07	2Q/07
Unplanned power changes	0	0	0	0	0	0	0	0
Critical hours	2208.0	2209.0	2160.0	2183.0	1727.0	1855.6	2159.0	2184.0
Indicator value	0	0	0	0	0	0	0	0

Licensee Comments: none

Safety System Functional Failures (PWR)



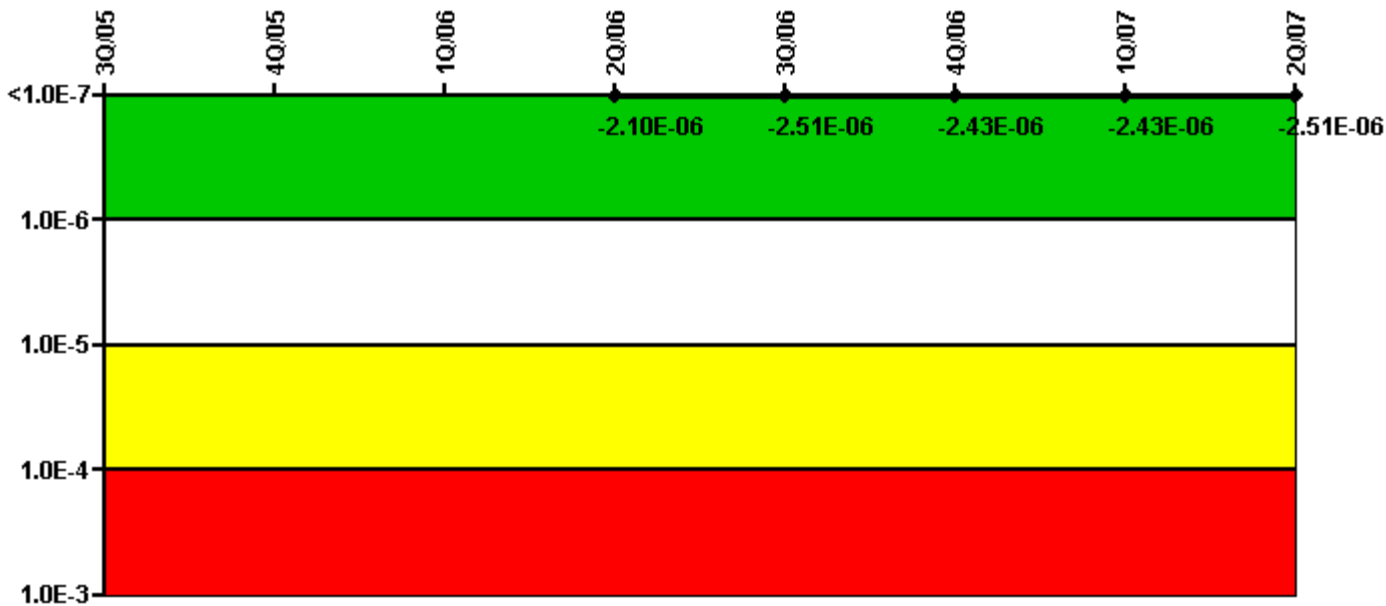
Thresholds: White > 5.0

Notes

Safety System Functional Failures (PWR)	3Q/05	4Q/05	1Q/06	2Q/06	3Q/06	4Q/06	1Q/07	2Q/07
Safety System Functional Failures	0	0	0	1	0	0	0	0
Indicator value	0	0	0	1	1	1	1	0

Licensee Comments: none

Mitigating Systems Performance Index, Emergency AC Power System



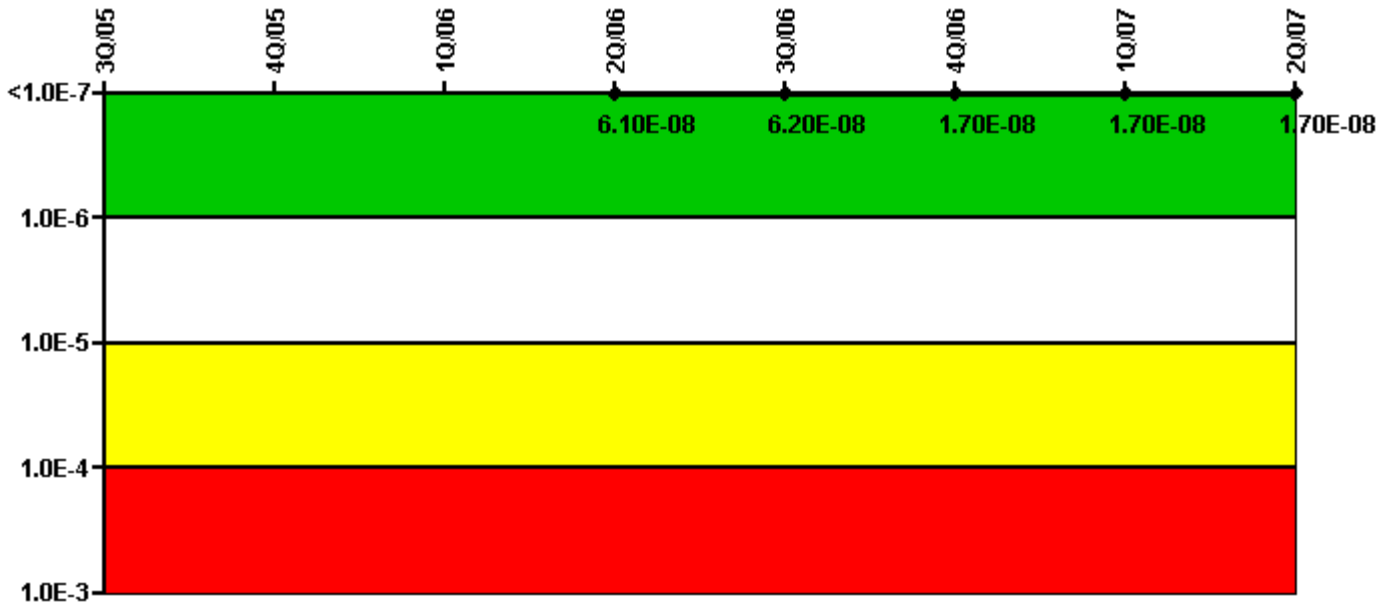
Thresholds: White > 1.00E-6 Yellow > 1.00E-5 Red > 1.00E-4

Notes

Mitigating Systems Performance Index, Emergency AC Power System	3Q/05	4Q/05	1Q/06	2Q/06	3Q/06	4Q/06	1Q/07	2Q/07
UAI (Δ CDF)				-9.30E-10	-6.70E-09	7.30E-08	7.30E-08	8.90E-08
URI (Δ CDF)				-2.10E-06	-2.50E-06	-2.50E-06	-2.50E-06	-2.60E-06
PLE				NO	NO	NO	NO	NO
Indicator value				-2.10E-06	-2.51E-06	-2.43E-06	-2.43E-06	-2.51E-06

Licensee Comments: none

Mitigating Systems Performance Index, High Pressure Injection System



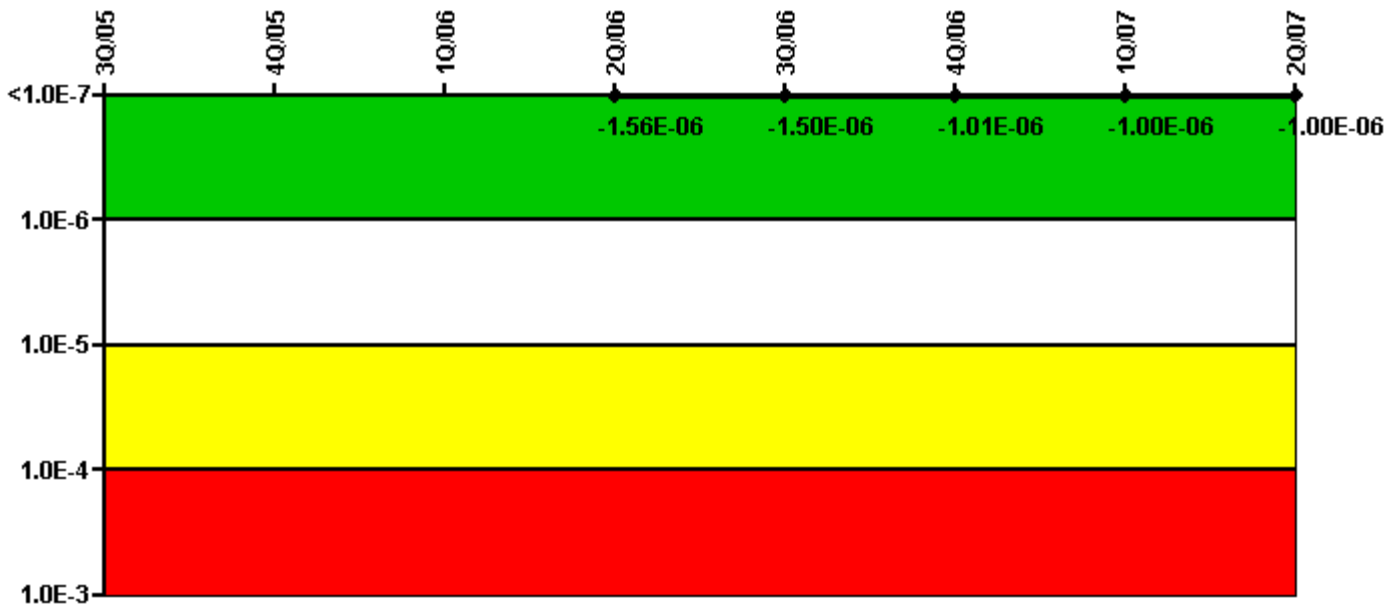
Thresholds: White > 1.00E-6 Yellow > 1.00E-5 Red > 1.00E-4

Notes

Mitigating Systems Performance Index, High Pressure Injection System	3Q/05	4Q/05	1Q/06	2Q/06	3Q/06	4Q/06	1Q/07	2Q/07
UAI (ΔCDF)				4.50E-08	4.60E-08	3.10E-08	3.10E-08	3.10E-08
URI (ΔCDF)				1.60E-08	1.60E-08	-1.40E-08	-1.40E-08	-1.40E-08
PLE				NO	NO	NO	NO	NO
Indicator value				6.10E-08	6.20E-08	1.70E-08	1.70E-08	1.70E-08

Licensee Comments: none

Mitigating Systems Performance Index, Heat Removal System



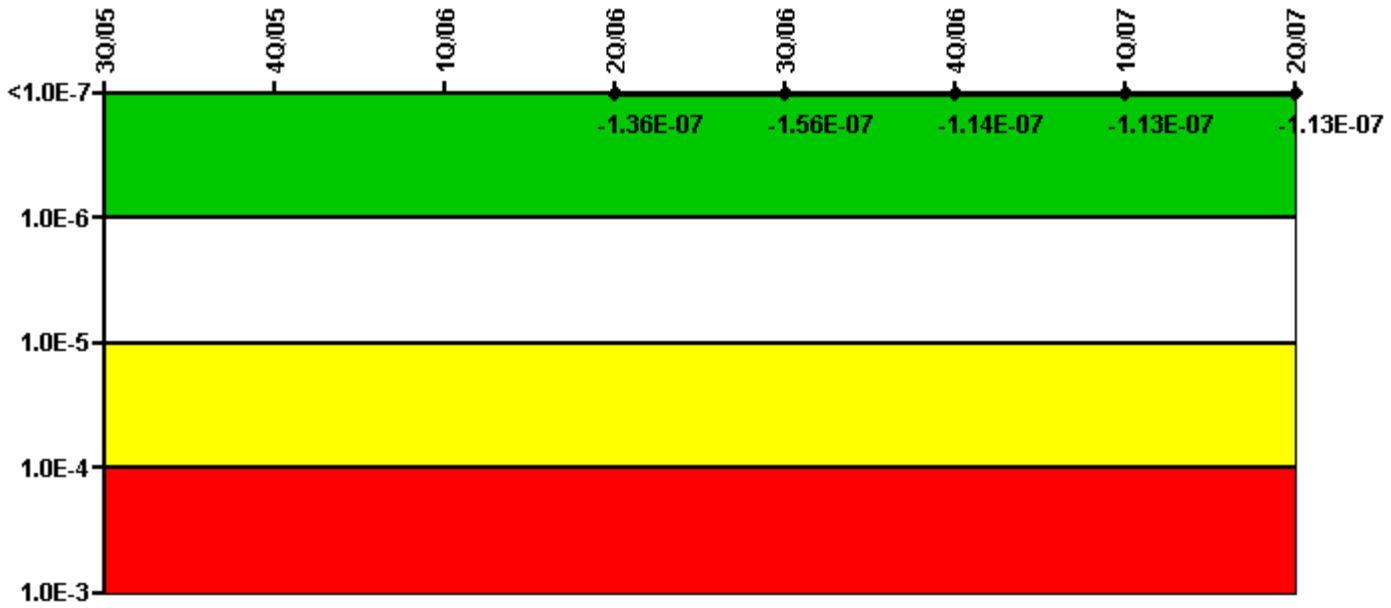
Thresholds: White > 1.00E-6 Yellow > 1.00E-5 Red > 1.00E-4

Notes

Mitigating Systems Performance Index, Heat Removal System	3Q/05	4Q/05	1Q/06	2Q/06	3Q/06	4Q/06	1Q/07	2Q/07
UAI (Δ CDF)				-3.60E-07	-3.00E-07	8.70E-08	1.00E-07	9.70E-08
URI (Δ CDF)				-1.20E-06	-1.20E-06	-1.10E-06	-1.10E-06	-1.10E-06
PLE				NO	NO	NO	NO	NO
Indicator value				-1.56E-06	-1.50E-06	-1.01E-06	-1.00E-06	-1.00E-06

Licensee Comments: none

Mitigating Systems Performance Index, Residual Heat Removal System



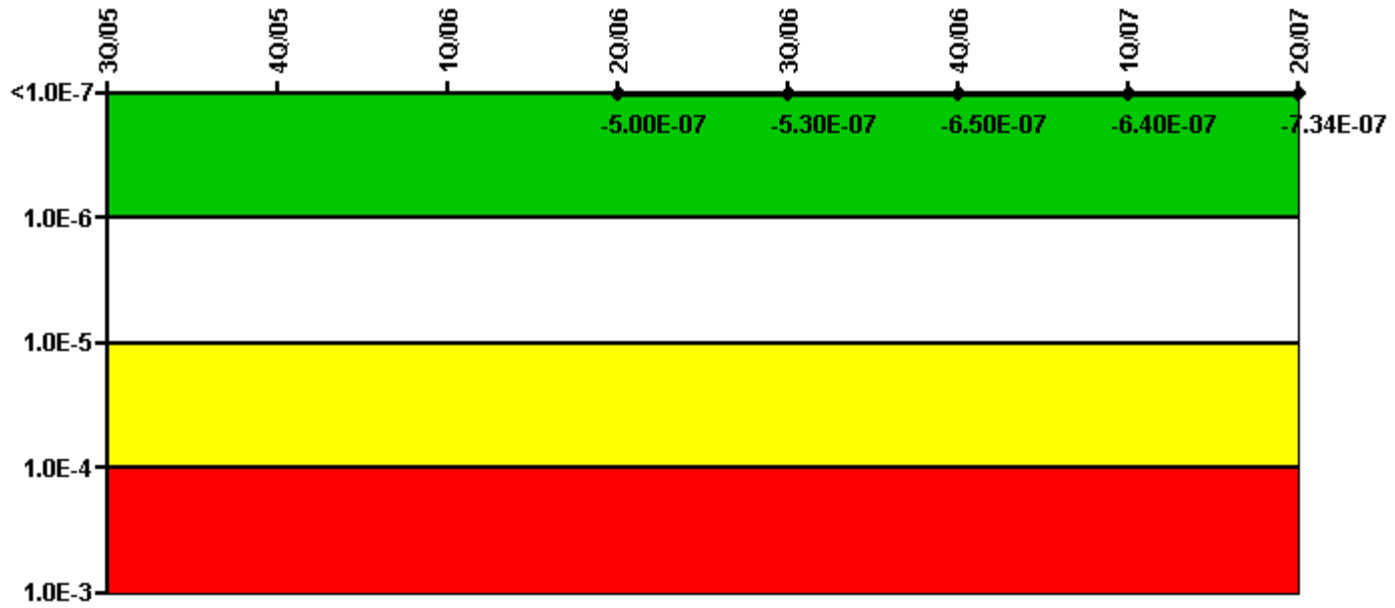
Thresholds: White > 1.00E-6 Yellow > 1.00E-5 Red > 1.00E-4

Notes

Mitigating Systems Performance Index, Residual Heat Removal System	3Q/05	4Q/05	1Q/06	2Q/06	3Q/06	4Q/06	1Q/07	2Q/07
UAI (Δ CDF)				-2.60E-08	-2.60E-08	1.60E-08	1.70E-08	1.70E-08
URI (Δ CDF)				-1.10E-07	-1.30E-07	-1.30E-07	-1.30E-07	-1.30E-07
PLE				NO	NO	NO	NO	NO
Indicator value				-1.36E-07	-1.56E-07	-1.14E-07	-1.13E-07	-1.13E-07

Licensee Comments: none

Mitigating Systems Performance Index, Cooling Water Systems



Thresholds: White > 1.00E-6 Yellow > 1.00E-5 Red > 1.00E-4


Notes

Mitigating Systems Performance Index, Cooling Water Systems	3Q/05	4Q/05	1Q/06	2Q/06	3Q/06	4Q/06	1Q/07	2Q/07
UAI (ΔCDF)				2.50E-07	2.20E-07	1.00E-07	1.10E-07	2.60E-08
URI (ΔCDF)				-7.50E-07	-7.50E-07	-7.50E-07	-7.50E-07	-7.60E-07
PLE				NO	NO	NO	NO	NO
Indicator value				-5.00E-07	-5.30E-07	-6.50E-07	-6.40E-07	-7.34E-07

Licensee Comments:

2Q/07: Changed PRA Parameter(s).

Reactor Coolant System Activity



Thresholds: White > 50.0 Yellow > 100.0


Notes

Reactor Coolant System Activity	7/05	8/05	9/05	10/05	11/05	12/05	1/06	2/06	3/06	4/06	5/06	6/06
Maximum activity	0.016700	0.017700	0.017700	0.018600	0.019100	0.020200	0.020200	0.021500	0.021000	0.021600	0.024600	0.022800
Technical specification limit	1.0	1.0	1.0	1.0	1.0	1.0	1.0	1.0	1.0	1.0	1.0	1.0
Indicator value	1.7	1.8	1.8	1.9	1.9	2.0	2.0	2.2	2.1	2.2	2.5	2.3

Reactor Coolant System Activity	7/06	8/06	9/06	10/06	11/06	12/06	1/07	2/07	3/07	4/07	5/07	6/07
Maximum activity	0.025400	0.023300	0.037300	0.005910	0.007650	0.005730	0.006490	0.006950	0.006230	0.006430	0.007010	0.007260
Technical specification limit	1.0	1.0	1.0	1.0	1.0	1.0	1.0	1.0	1.0	1.0	1.0	1.0
Indicator value	2.5	2.3	3.7	0.6	0.8	0.6	0.6	0.7	0.6	0.6	0.7	0.7

Licensee Comments: none

Reactor Coolant System Leakage



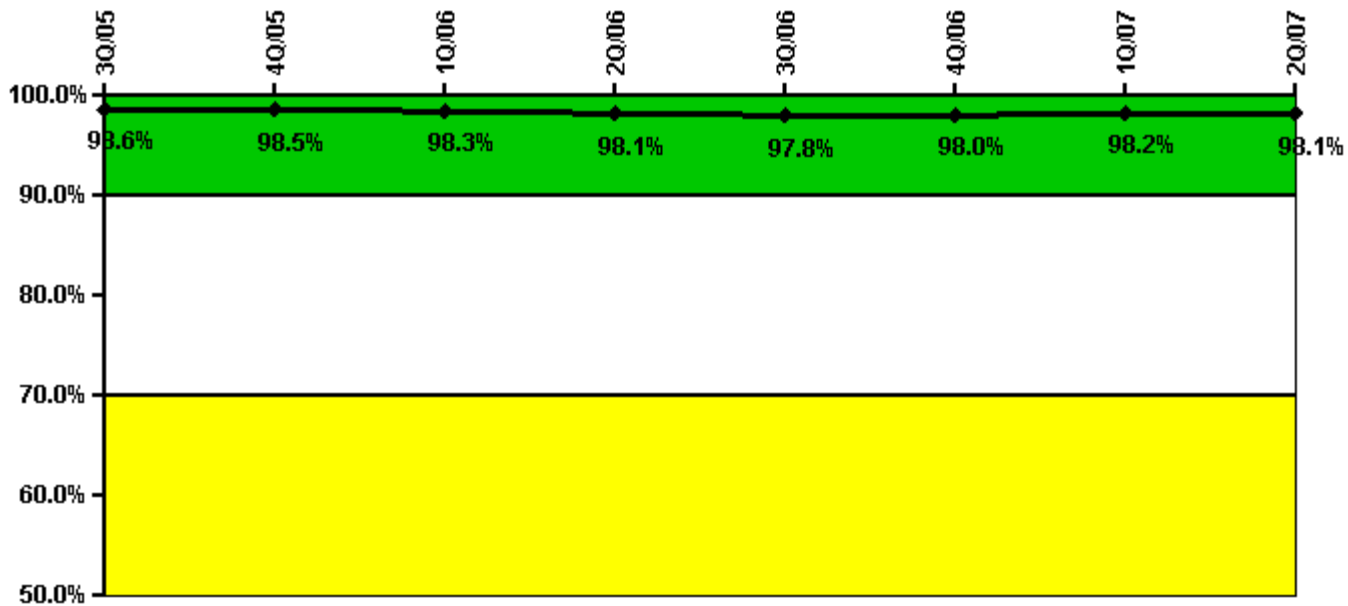
Thresholds: White > 50.0 Yellow > 100.0

Notes

Reactor Coolant System Leakage	7/05	8/05	9/05	10/05	11/05	12/05	1/06	2/06	3/06	4/06	5/06	6/06
Maximum leakage	0.136	0.120	0.114	0.108	0.122	0.100	0.115	0.135	0.120	0.125	0.128	0.158
Technical specification limit	10.0	10.0	10.0	10.0	10.0	10.0	10.0	10.0	10.0	10.0	10.0	10.0
Indicator value	1.4	1.2	1.1	1.1	1.2	1.0	1.2	1.4	1.2	1.3	1.3	1.6
Reactor Coolant System Leakage	7/06	8/06	9/06	10/06	11/06	12/06	1/07	2/07	3/07	4/07	5/07	6/07
Maximum leakage	0.164	0.377	0.361	0.159	0.149	0.131	0.136	0.128	0.125	0.126	0.118	0.113
Technical specification limit	10.0	10.0	10.0	10.0	10.0	10.0	10.0	10.0	10.0	10.0	10.0	10.0
Indicator value	1.6	3.8	3.6	1.6	1.5	1.3	1.4	1.3	1.3	1.3	1.2	1.1

Licensee Comments: none

Drill/Exercise Performance



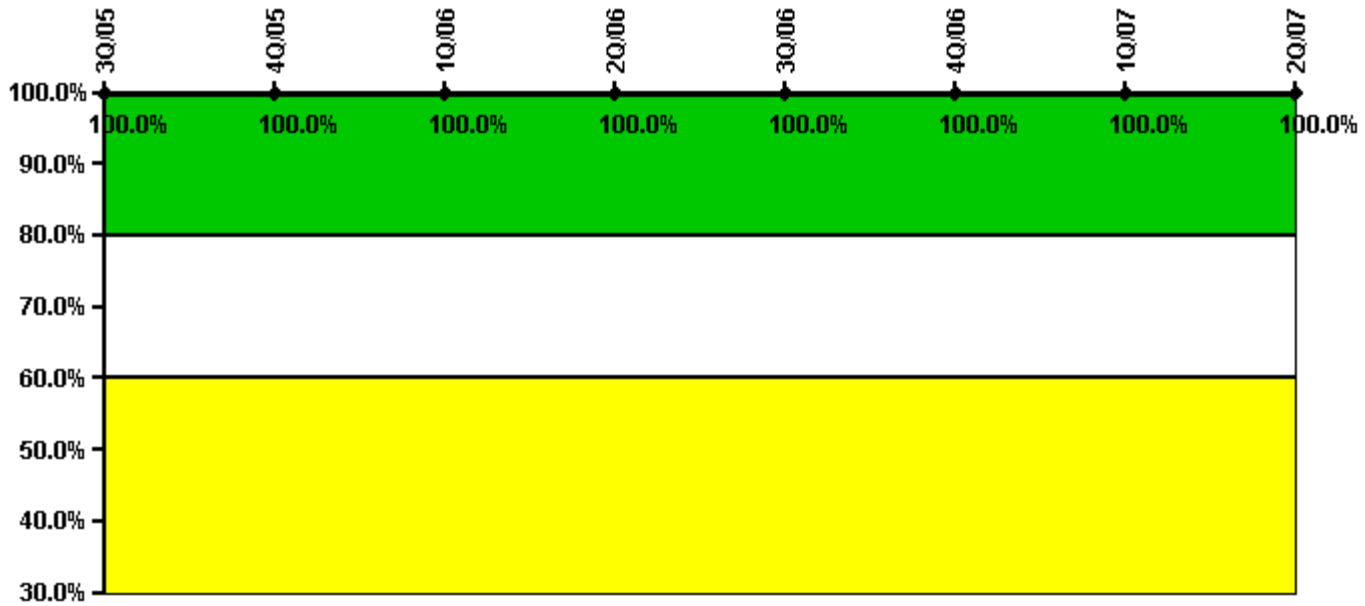
Thresholds: White < 90.0% Yellow < 70.0%

Notes

Drill/Exercise Performance	3Q/05	4Q/05	1Q/06	2Q/06	3Q/06	4Q/06	1Q/07	2Q/07
Successful opportunities	30.0	57.0	22.0	12.0	136.0	40.0	10.0	46.0
Total opportunities	30.0	58.0	22.0	12.0	139.0	40.0	10.0	49.0
Indicator value	98.6%	98.5%	98.3%	98.1%	97.8%	98.0%	98.2%	98.1%

Licensee Comments: none

ERO Drill Participation



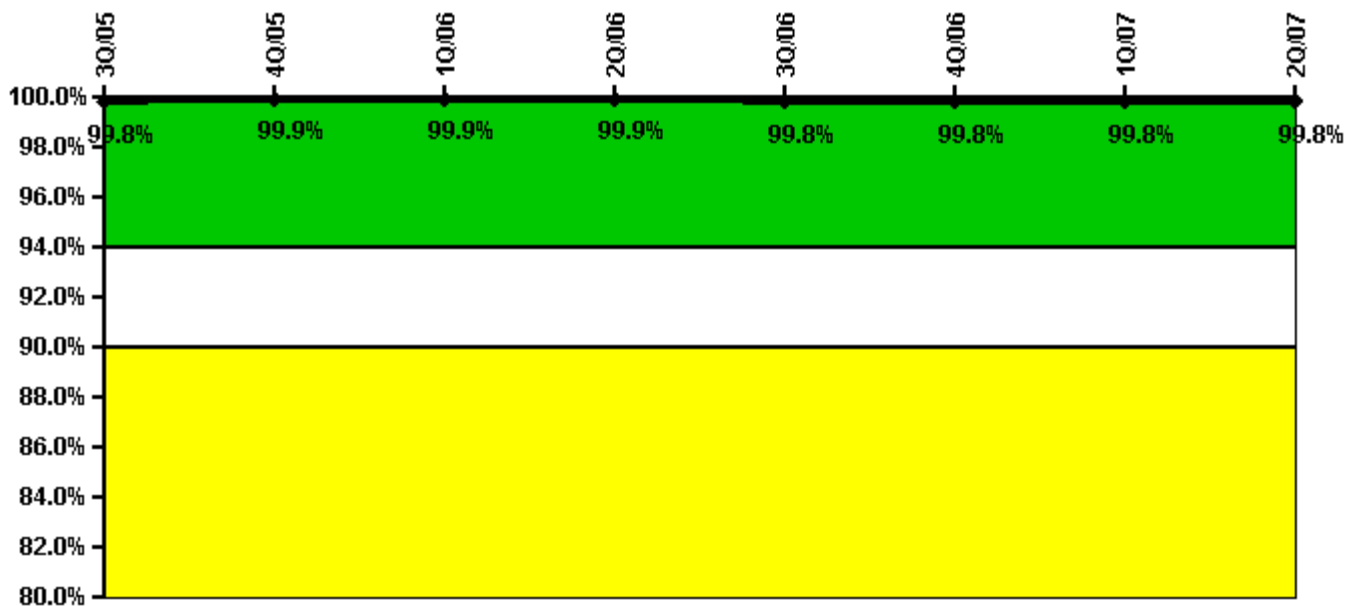
Thresholds: White < 80.0% Yellow < 60.0%

Notes

ERO Drill Participation	3Q/05	4Q/05	1Q/06	2Q/06	3Q/06	4Q/06	1Q/07	2Q/07
Participating Key personnel	76.0	74.0	78.0	78.0	76.0	76.0	71.0	66.0
Total Key personnel	76.0	74.0	78.0	78.0	76.0	76.0	71.0	66.0
Indicator value	100.0%	100.0%	100.0%	100.0%	100.0%	100.0%	100.0%	100.0%

Licensee Comments: none

Alert & Notification System



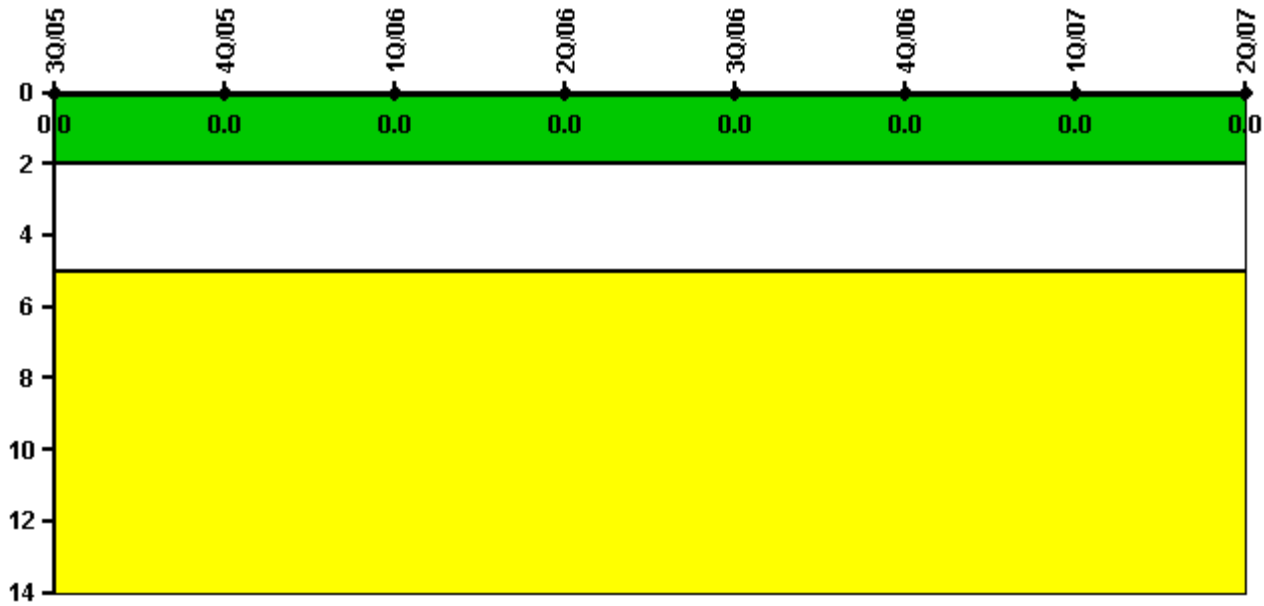
Thresholds: White < 94.0% Yellow < 90.0%

Notes

Alert & Notification System	3Q/05	4Q/05	1Q/06	2Q/06	3Q/06	4Q/06	1Q/07	2Q/07
Successful siren-tests	6005	6012	6105	6005	5988	5915	6008	5985
Total sirens-tests	6014	6016	6110	6012	6012	5922	6016	6005
Indicator value	99.8%	99.9%	99.9%	99.9%	99.8%	99.8%	99.8%	99.8%

Licensee Comments: none

Occupational Exposure Control Effectiveness



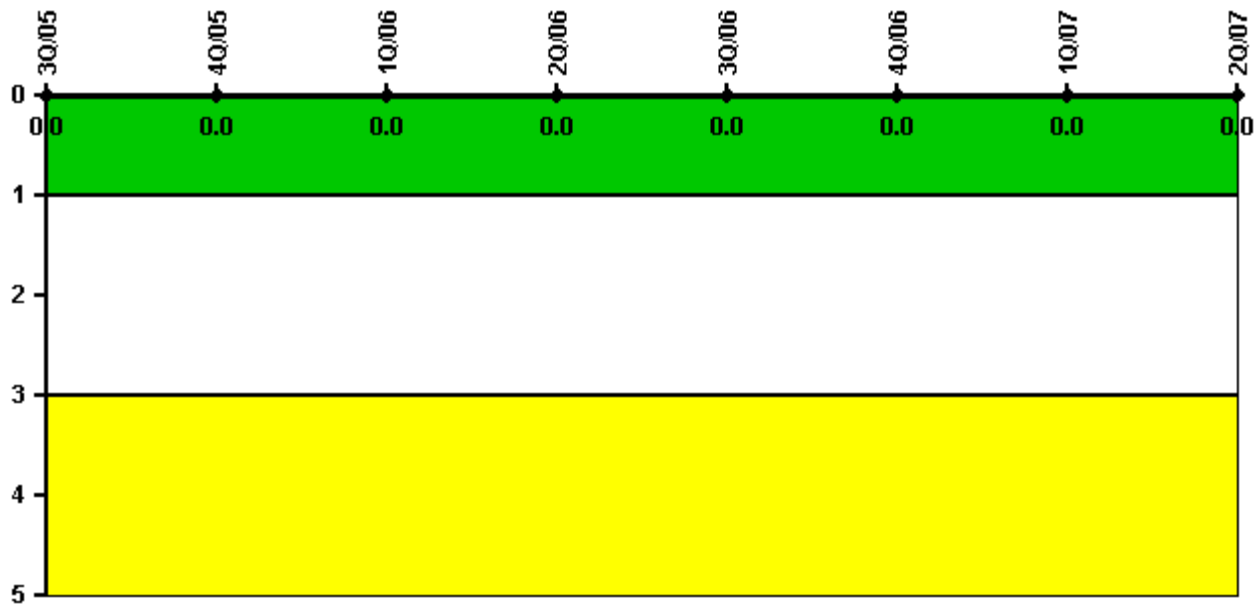
Thresholds: White > 2.0 Yellow > 5.0

Notes

Occupational Exposure Control Effectiveness	3Q/05	4Q/05	1Q/06	2Q/06	3Q/06	4Q/06	1Q/07	2Q/07
High radiation area occurrences	0	0	0	0	0	0	0	0
Very high radiation area occurrences	0	0	0	0	0	0	0	0
Unintended exposure occurrences	0	0	0	0	0	0	0	0
Indicator value	0	0	0	0	0	0	0	0

Licensee Comments: none

RETS/ODCM Radiological Effluent



Thresholds: White > 1.0 Yellow > 3.0

Notes

RETS/ODCM Radiological Effluent	3Q/05	4Q/05	1Q/06	2Q/06	3Q/06	4Q/06	1Q/07	2Q/07
RETS/ODCM occurrences	0	0	0	0	0	0	0	0
Indicator value	0	0	0	0	0	0	0	0

Licensee Comments: none

[Physical Protection](#) information not publicly available.