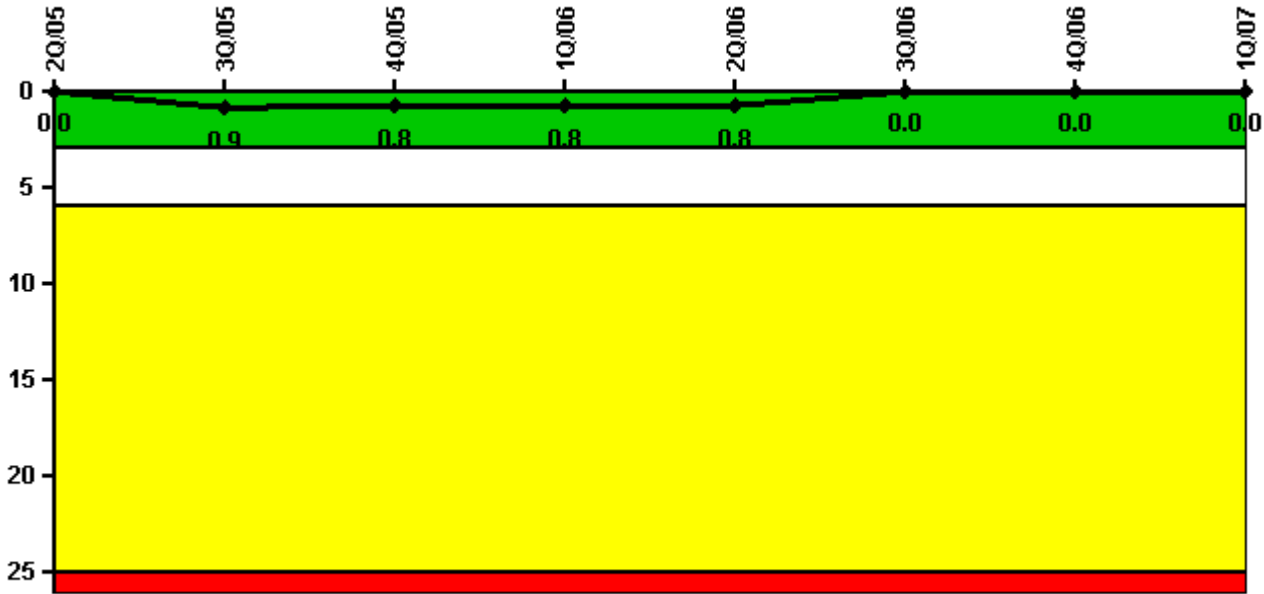


# FitzPatrick

## 1Q/2007 Performance Indicators

Licensee's General Comments: none

### Unplanned Scrams per 7000 Critical Hrs



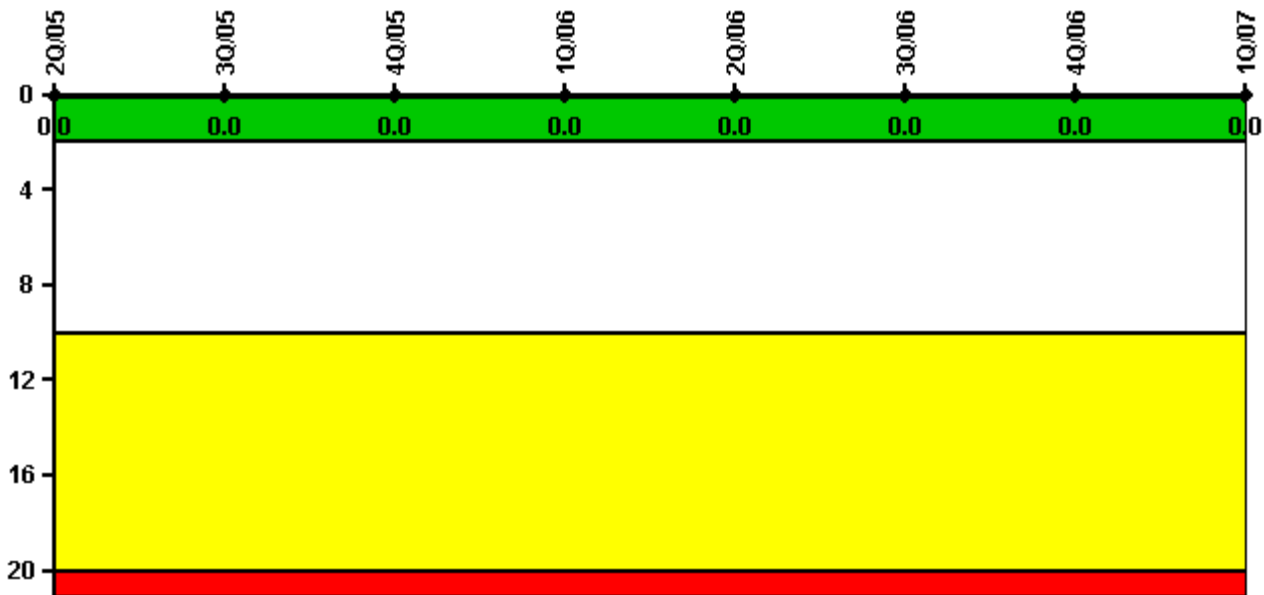
Thresholds: White > 3.0 Yellow > 6.0 Red > 25.0

### Notes

Unplanned Scrams per 7000 Critical Hrs	2Q/05	3Q/05	4Q/05	1Q/06	2Q/06	3Q/06	4Q/06	1Q/07
Unplanned scrams	0	1.0	0	0	0	0	0	0
Critical hours	2183.0	1883.1	2209.0	2160.0	2183.0	2208.0	1588.7	2159.0
Indicator value	0	0.9	0.8	0.8	0.8	0	0	0

Licensee Comments: none

## Scrams with Loss of Normal Heat Removal



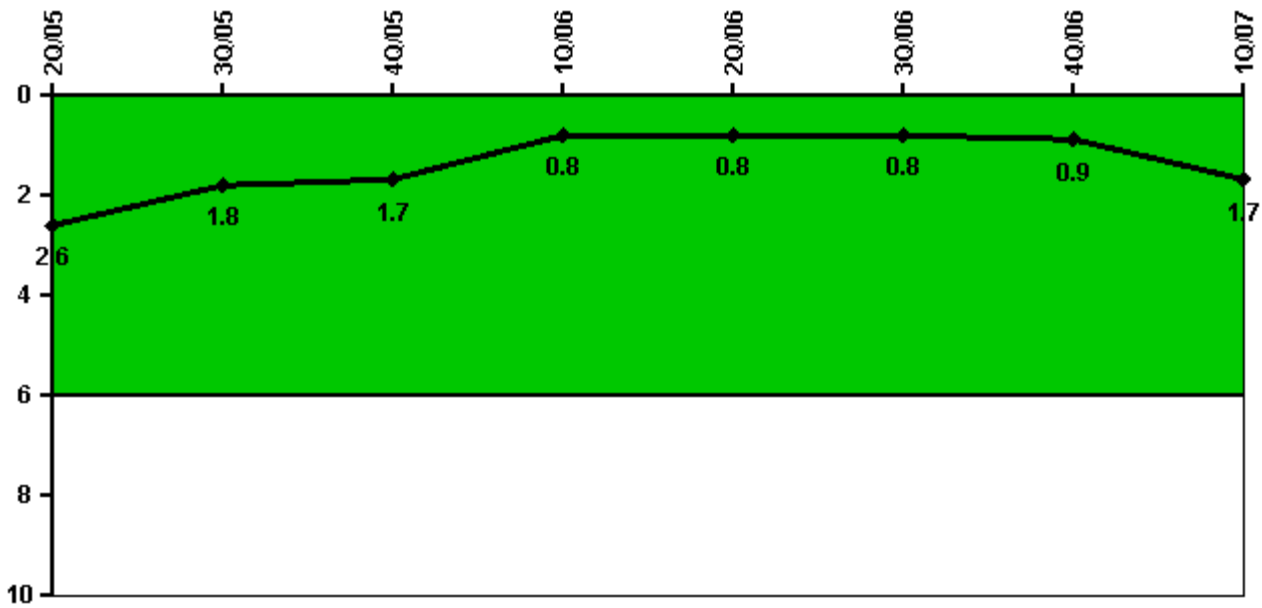
Thresholds: White > 2.0 Yellow > 10.0 Red > 20.0

### Notes

Scrams with Loss of Normal Heat Removal	2Q/05	3Q/05	4Q/05	1Q/06	2Q/06	3Q/06	4Q/06	1Q/07
Scrams	0	0	0	0	0	0	0	0
Indicator value	0	0	0	0	0	0	0	0

Licensee Comments: none

## Unplanned Power Changes per 7000 Critical Hrs



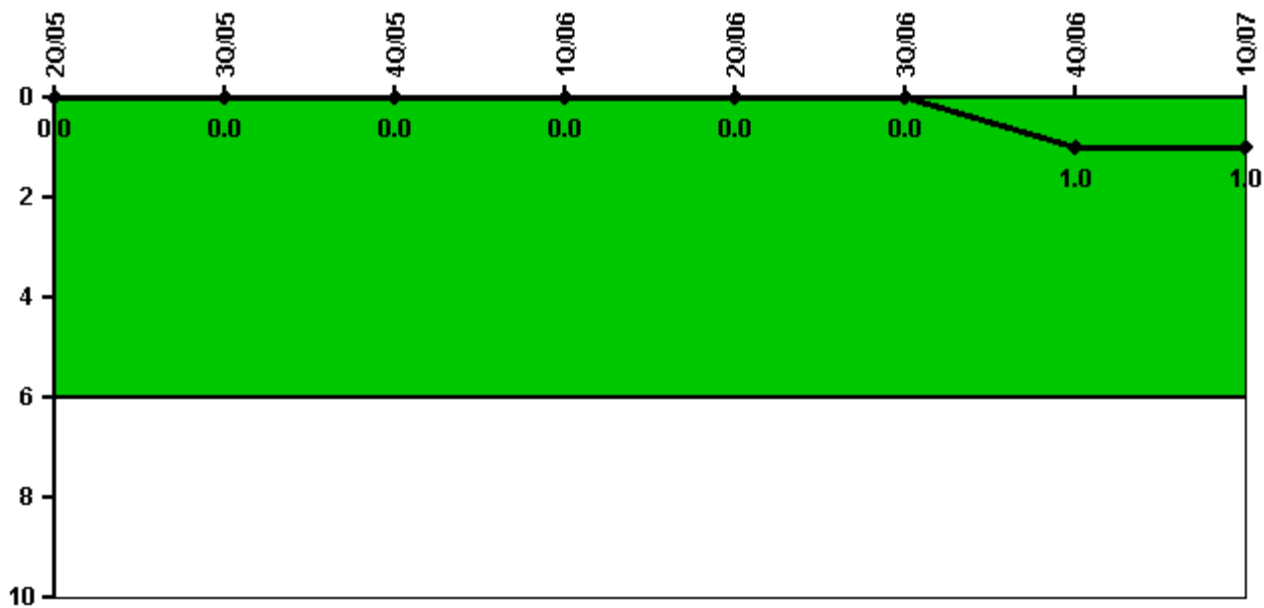
Thresholds: White > 6.0

### Notes

Unplanned Power Changes per 7000 Critical Hrs	2Q/05	3Q/05	4Q/05	1Q/06	2Q/06	3Q/06	4Q/06	1Q/07
Unplanned power changes	1.0	0	0	0	1.0	0	0	1.0
Critical hours	2183.0	1883.1	2209.0	2160.0	2183.0	2208.0	1588.7	2159.0
Indicator value	2.6	1.8	1.7	0.8	0.8	0.8	0.9	1.7

Licensee Comments: none

## Safety System Functional Failures (BWR)



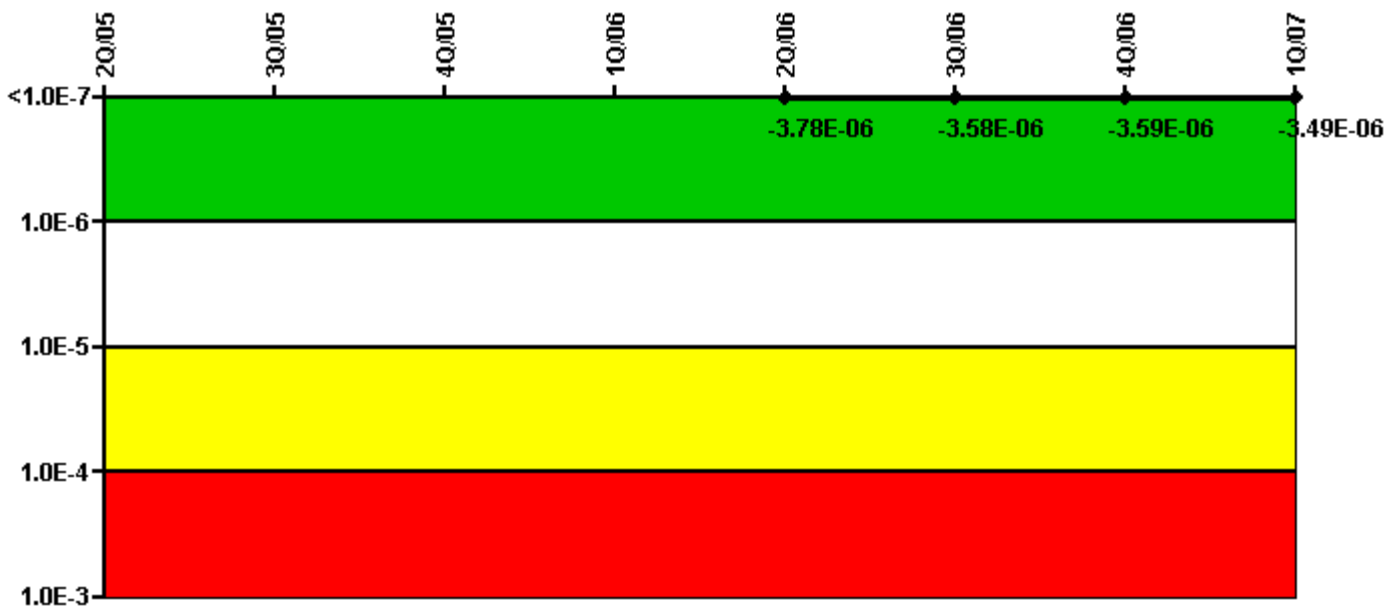
Thresholds: White > 6.0

### Notes

Safety System Functional Failures (BWR)	2Q/05	3Q/05	4Q/05	1Q/06	2Q/06	3Q/06	4Q/06	1Q/07
Safety System Functional Failures	0	0	0	0	0	0	1	0
Indicator value	0	0	0	0	0	0	1	1

Licensee Comments: none

# Mitigating Systems Performance Index, Emergency AC Power System



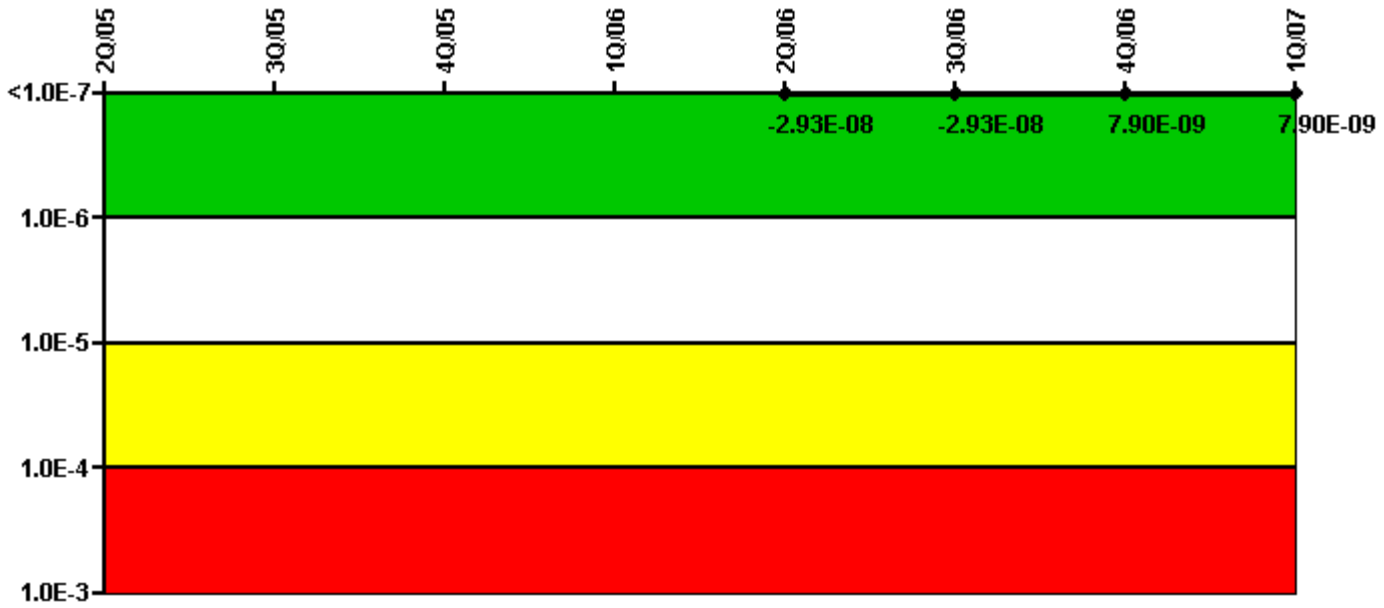
Thresholds: White > 1.00E-6 Yellow > 1.00E-5 Red > 1.00E-4

## Notes

Mitigating Systems Performance Index, Emergency AC Power System	2Q/05	3Q/05	4Q/05	1Q/06	2Q/06	3Q/06	4Q/06	1Q/07
UAI ( $\Delta$ CDF)					1.70E-08	1.60E-08	1.40E-08	9.10E-09
URI ( $\Delta$ CDF)					-3.80E-06	-3.60E-06	-3.60E-06	-3.50E-06
PLE					NO	NO	NO	NO
Indicator value					-3.78E-06	-3.58E-06	-3.59E-06	-3.49E-06

Licensee Comments: none

# Mitigating Systems Performance Index, High Pressure Injection System



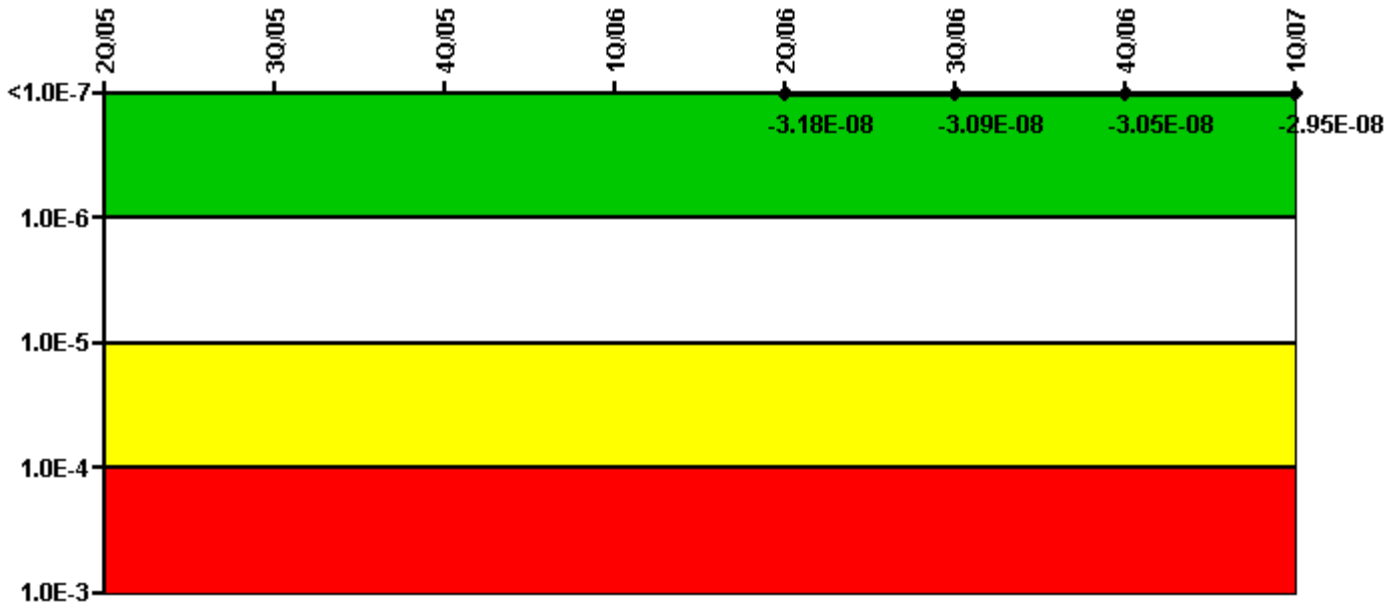
Thresholds: White > 1.00E-6 Yellow > 1.00E-5 Red > 1.00E-4

## Notes

Mitigating Systems Performance Index, High Pressure Injection System	2Q/05	3Q/05	4Q/05	1Q/06	2Q/06	3Q/06	4Q/06	1Q/07
UAI (ΔCDF)					-8.30E-09	-8.30E-09	-6.10E-09	-6.10E-09
URI (ΔCDF)					-2.10E-08	-2.10E-08	1.40E-08	1.40E-08
PLE					NO	NO	NO	NO
Indicator value					-2.93E-08	-2.93E-08	7.90E-09	7.90E-09

Licensee Comments: none

# Mitigating Systems Performance Index, Heat Removal System



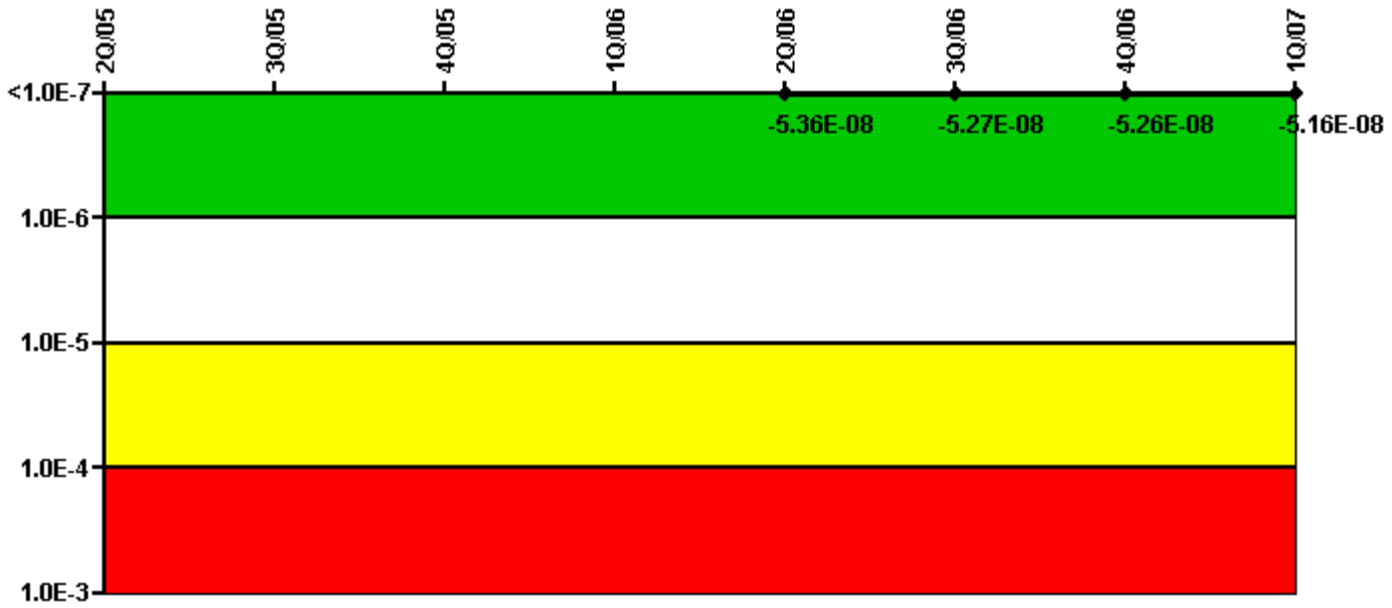
Thresholds: White > 1.00E-6 Yellow > 1.00E-5 Red > 1.00E-4

## Notes

Mitigating Systems Performance Index, Heat Removal System	2Q/05	3Q/05	4Q/05	1Q/06	2Q/06	3Q/06	4Q/06	1Q/07
UAI ( $\Delta$ CDF)					6.20E-09	6.10E-09	6.50E-09	6.50E-09
URI ( $\Delta$ CDF)					-3.80E-08	-3.70E-08	-3.70E-08	-3.60E-08
PLE					NO	NO	NO	NO
Indicator value					-3.18E-08	-3.09E-08	-3.05E-08	-2.95E-08

Licensee Comments: none

# Mitigating Systems Performance Index, Residual Heat Removal System



Thresholds: White > 1.00E-6 Yellow > 1.00E-5 Red > 1.00E-4

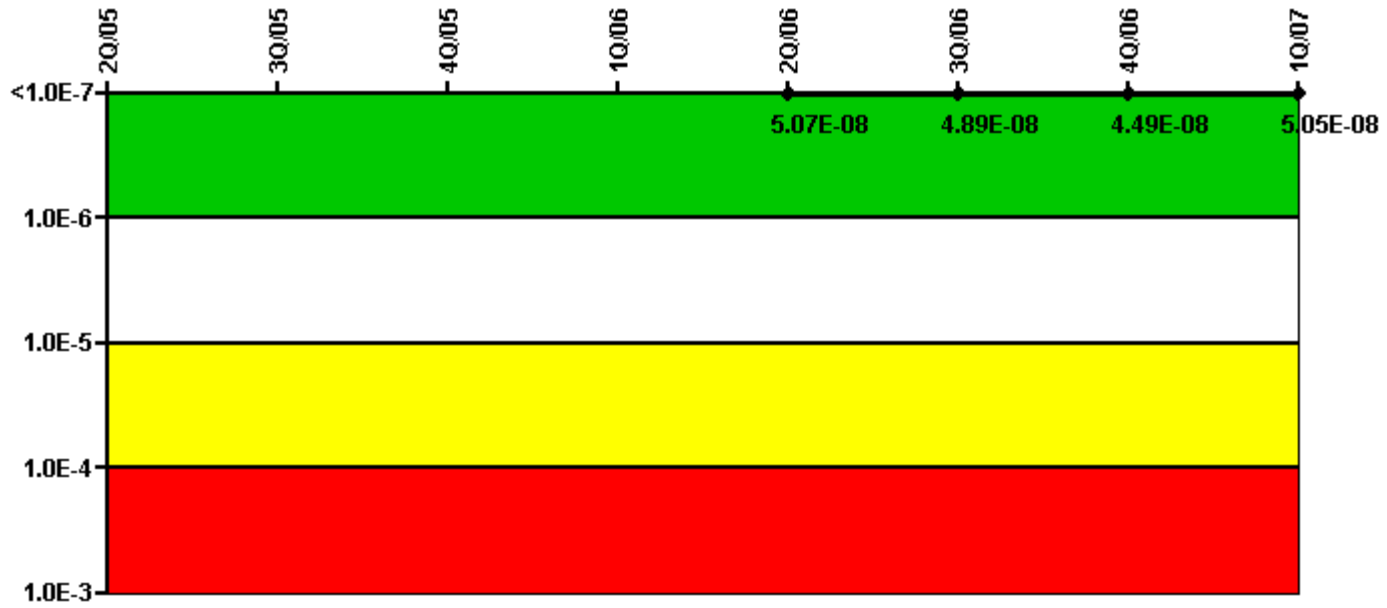
## Notes

Mitigating Systems Performance Index, Residual Heat Removal System	2Q/05	3Q/05	4Q/05	1Q/06	2Q/06	3Q/06	4Q/06	1Q/07
UAI ( $\Delta$ CDF)					-3.60E-09	-3.70E-09	-3.60E-09	-3.60E-09
URI ( $\Delta$ CDF)					-5.00E-08	-4.90E-08	-4.90E-08	-4.80E-08
PLE					NO	NO	NO	NO
Indicator value					-5.36E-08	-5.27E-08	-5.26E-08	-5.16E-08

Licensee Comments: none



# Mitigating Systems Performance Index, Cooling Water Systems



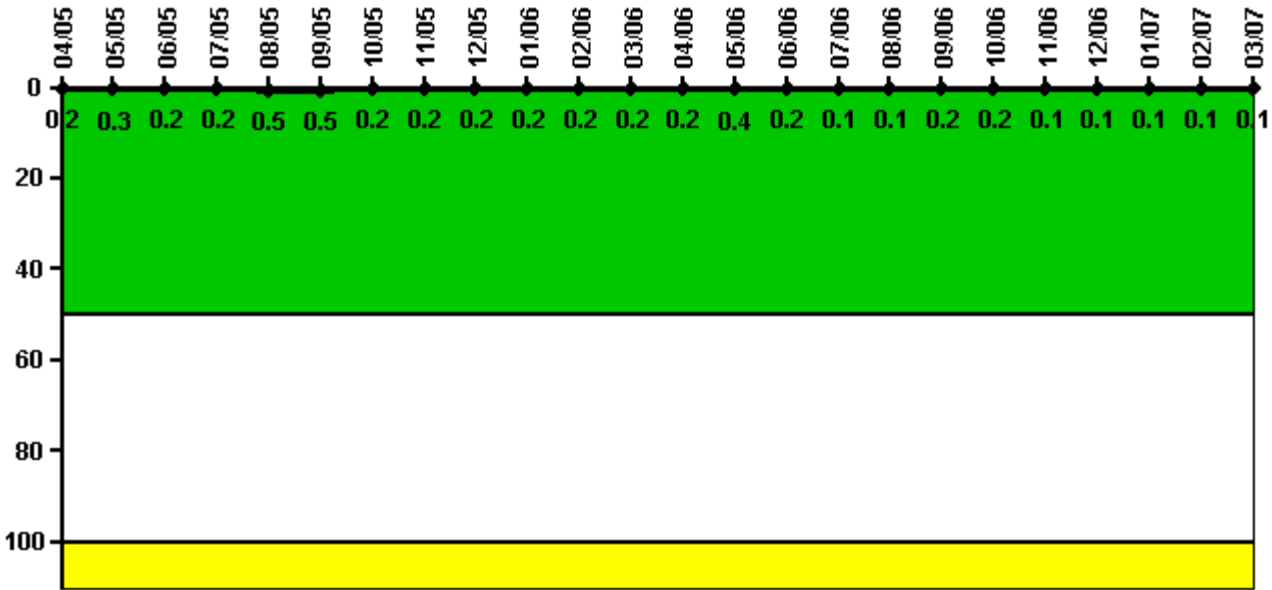
Thresholds: White > 1.00E-6 Yellow > 1.00E-5 Red > 1.00E-4

## Notes

Mitigating Systems Performance Index, Cooling Water Systems	2Q/05	3Q/05	4Q/05	1Q/06	2Q/06	3Q/06	4Q/06	1Q/07
UAI (ΔCDF)					6.70E-09	4.90E-09	4.90E-09	8.50E-09
URI (ΔCDF)					4.40E-08	4.40E-08	4.00E-08	4.20E-08
PLE					NO	NO	NO	NO
Indicator value					5.07E-08	4.89E-08	4.49E-08	5.05E-08

Licensee Comments: none

# Reactor Coolant System Activity



Thresholds: White > 50.0 Yellow > 100.0

## Notes

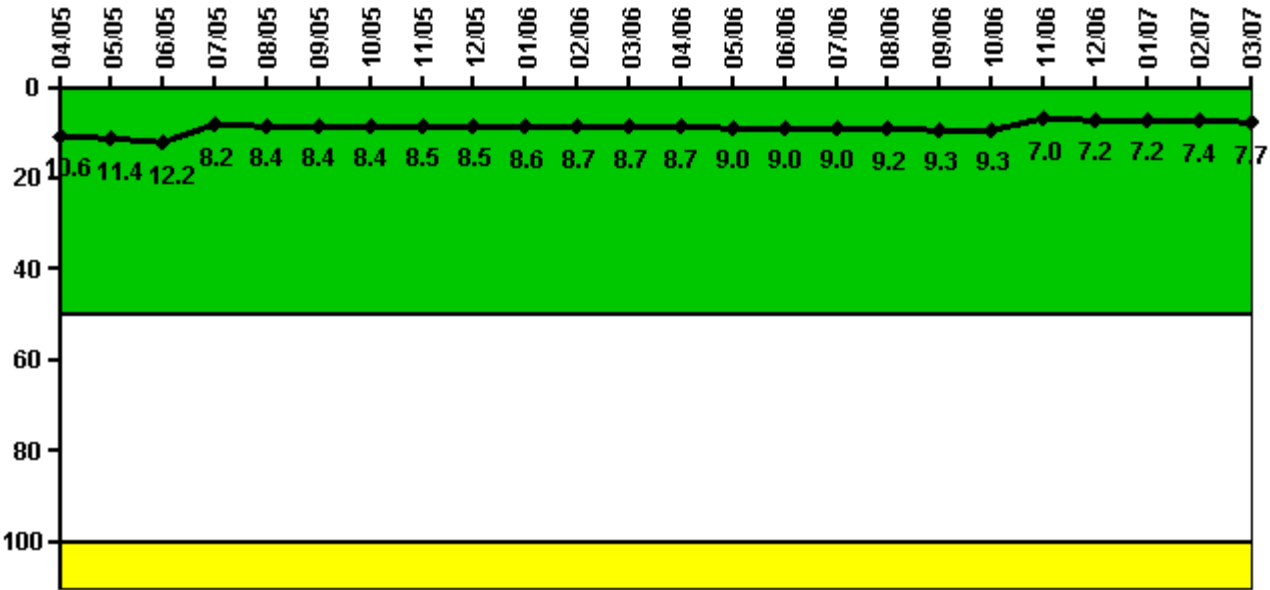
Reactor Coolant System Activity	4/05	5/05	6/05	7/05	8/05	9/05	10/05	11/05	12/05	1/06	2/06	3/06
Maximum activity	0.000440	0.000580	0.000450	0.000440	0.001080	0.001090	0.000370	0.000410	0.000410	0.000420	0.000330	0.000390
Technical specification limit	0.2	0.2	0.2	0.2	0.2	0.2	0.2	0.2	0.2	0.2	0.2	0.2
Indicator value	0.2	0.3	0.2	0.2	0.5	0.5	0.2	0.2	0.2	0.2	0.2	0.2

Reactor Coolant System Activity	4/06	5/06	6/06	7/06	8/06	9/06	10/06	11/06	12/06	1/07	2/07	3/07
Maximum activity	0.000320	0.000720	0.000300	0.000250	0.000290	0.000300	0.000315	0.000173	0.000158	0.000156	0.000162	0.000158
Technical specification limit	0.2	0.2	0.2	0.2	0.2	0.2	0.2	0.2	0.2	0.2	0.2	0.2
Indicator value	0.2	0.4	0.2	0.1	0.1	0.2	0.2	0.1	0.1	0.1	0.1	0.1

Licensee Comments: none

# Reactor Coolant System Leakage



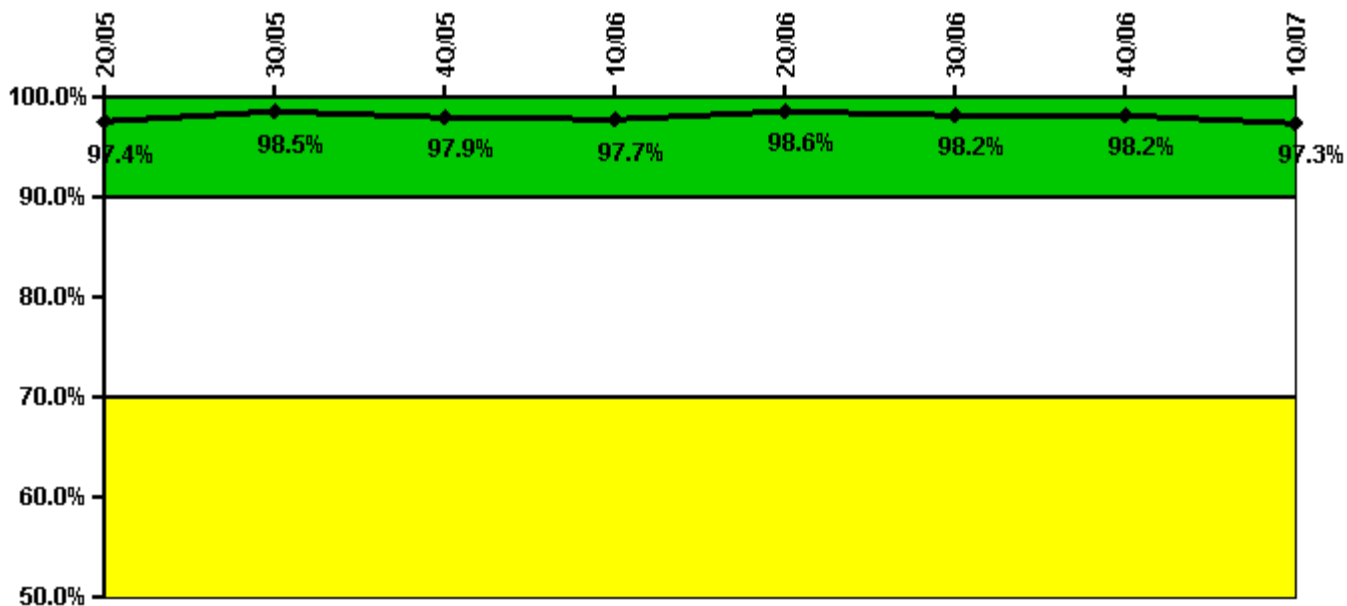
Thresholds: White > 50.0 Yellow > 100.0

## Notes

<b>Reactor Coolant System Leakage</b>	4/05	5/05	6/05	7/05	8/05	9/05	10/05	11/05	12/05	1/06	2/06	3/06
Maximum leakage	2.640	2.850	3.060	2.050	2.090	2.100	2.100	2.120	2.120	2.150	2.170	2.180
Technical specification limit	25.0	25.0	25.0	25.0	25.0	25.0	25.0	25.0	25.0	25.0	25.0	25.0
<b>Indicator value</b>	<b>10.6</b>	<b>11.4</b>	<b>12.2</b>	<b>8.2</b>	<b>8.4</b>	<b>8.4</b>	<b>8.4</b>	<b>8.5</b>	<b>8.5</b>	<b>8.6</b>	<b>8.7</b>	<b>8.7</b>
<b>Reactor Coolant System Leakage</b>	4/06	5/06	6/06	7/06	8/06	9/06	10/06	11/06	12/06	1/07	2/07	3/07
Maximum leakage	2.180	2.240	2.260	2.260	2.290	2.330	2.320	1.760	1.790	1.790	1.850	1.930
Technical specification limit	25.0	25.0	25.0	25.0	25.0	25.0	25.0	25.0	25.0	25.0	25.0	25.0
<b>Indicator value</b>	<b>8.7</b>	<b>9.0</b>	<b>9.0</b>	<b>9.0</b>	<b>9.2</b>	<b>9.3</b>	<b>9.3</b>	<b>7.0</b>	<b>7.2</b>	<b>7.2</b>	<b>7.4</b>	<b>7.7</b>

Licensee Comments: none

## Drill/Exercise Performance



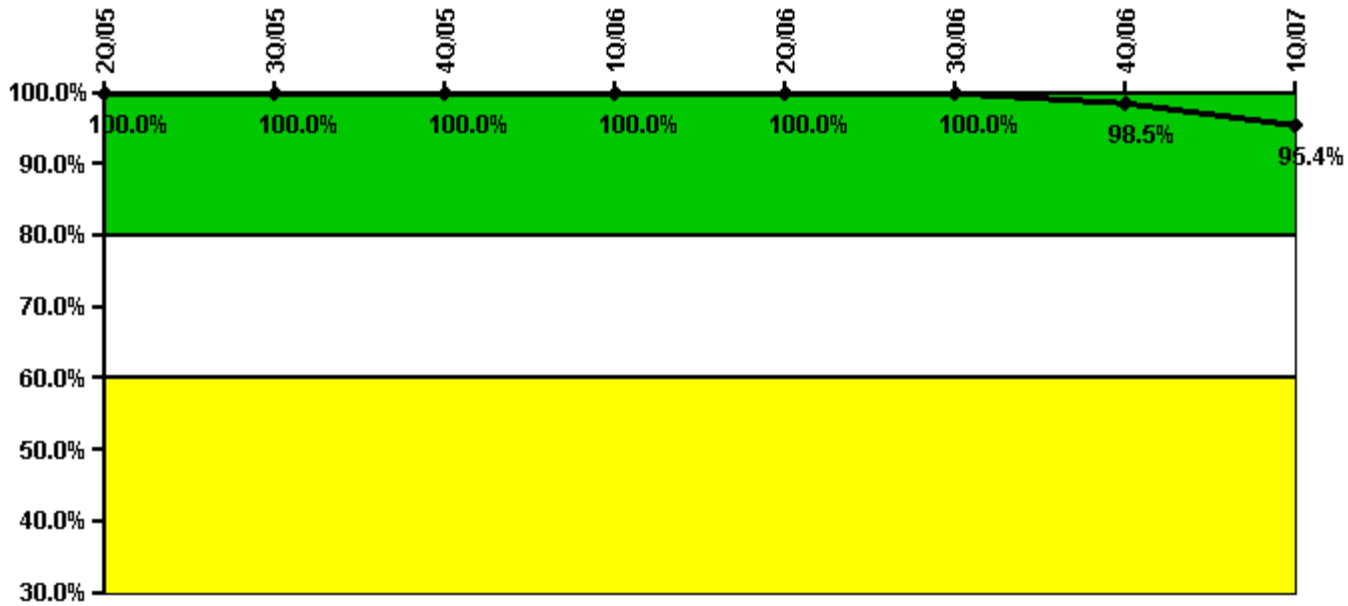
Thresholds: White < 90.0% Yellow < 70.0%

### Notes

Drill/Exercise Performance	2Q/05	3Q/05	4Q/05	1Q/06	2Q/06	3Q/06	4Q/06	1Q/07
Successful opportunities	42.0	14.0	23.0	37.0	51.0	24.0	10.0	51.0
Total opportunities	42.0	14.0	24.0	38.0	52.0	25.0	10.0	54.0
<b>Indicator value</b>	<b>97.4%</b>	<b>98.5%</b>	<b>97.9%</b>	<b>97.7%</b>	<b>98.6%</b>	<b>98.2%</b>	<b>98.2%</b>	<b>97.3%</b>

Licensee Comments: none

# ERO Drill Participation



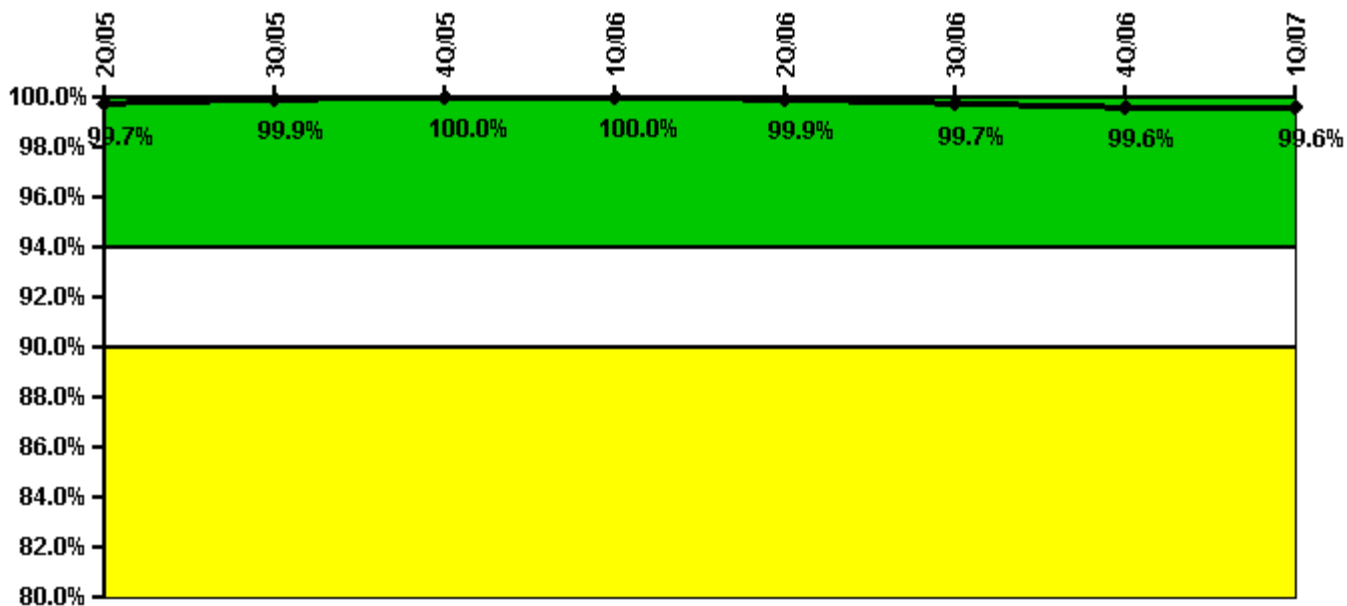
Thresholds: White < 80.0% Yellow < 60.0%

## Notes

ERO Drill Participation	2Q/05	3Q/05	4Q/05	1Q/06	2Q/06	3Q/06	4Q/06	1Q/07
Participating Key personnel	59.0	59.0	62.0	63.0	60.0	58.0	66.0	62.0
Total Key personnel	59.0	59.0	62.0	63.0	60.0	58.0	67.0	65.0
<b>Indicator value</b>	<b>100.0%</b>	<b>100.0%</b>	<b>100.0%</b>	<b>100.0%</b>	<b>100.0%</b>	<b>100.0%</b>	<b>98.5%</b>	<b>95.4%</b>

Licensee Comments: none

# Alert & Notification System



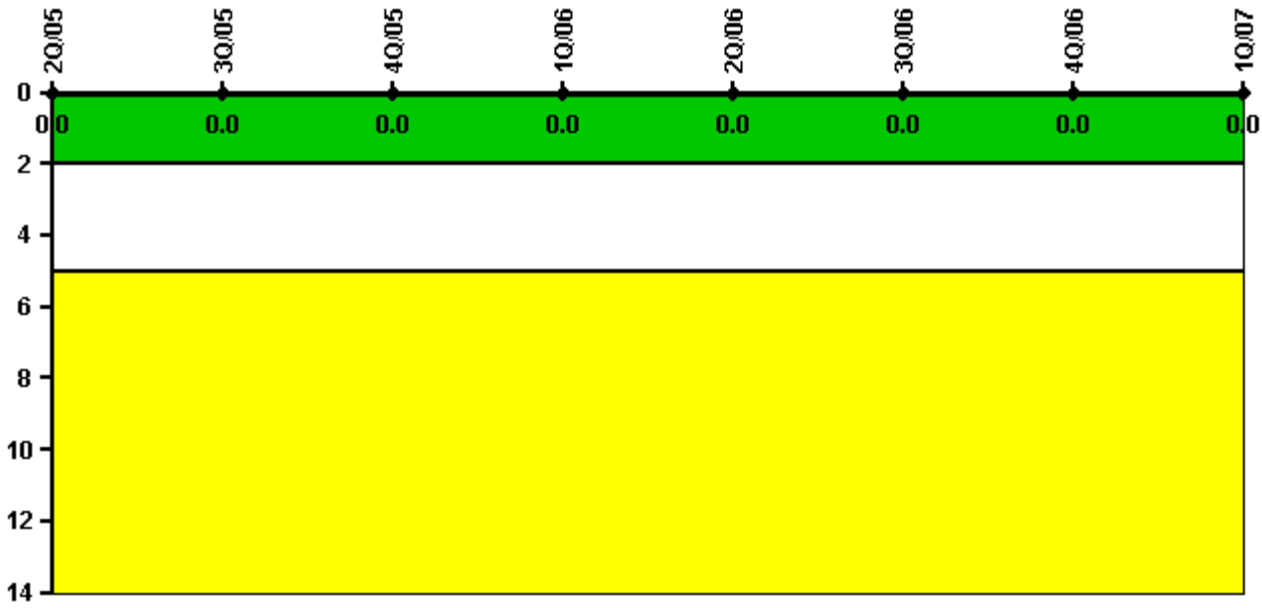
Thresholds: White < 94.0% Yellow < 90.0%

## Notes

Alert & Notification System	2Q/05	3Q/05	4Q/05	1Q/06	2Q/06	3Q/06	4Q/06	1Q/07
Successful siren-tests	222	296	296	296	221	294	295	296
Total sirens-tests	222	296	296	296	222	296	296	296
Indicator value	99.7%	99.9%	100.0%	100.0%	99.9%	99.7%	99.6%	99.6%

Licensee Comments: none

# Occupational Exposure Control Effectiveness



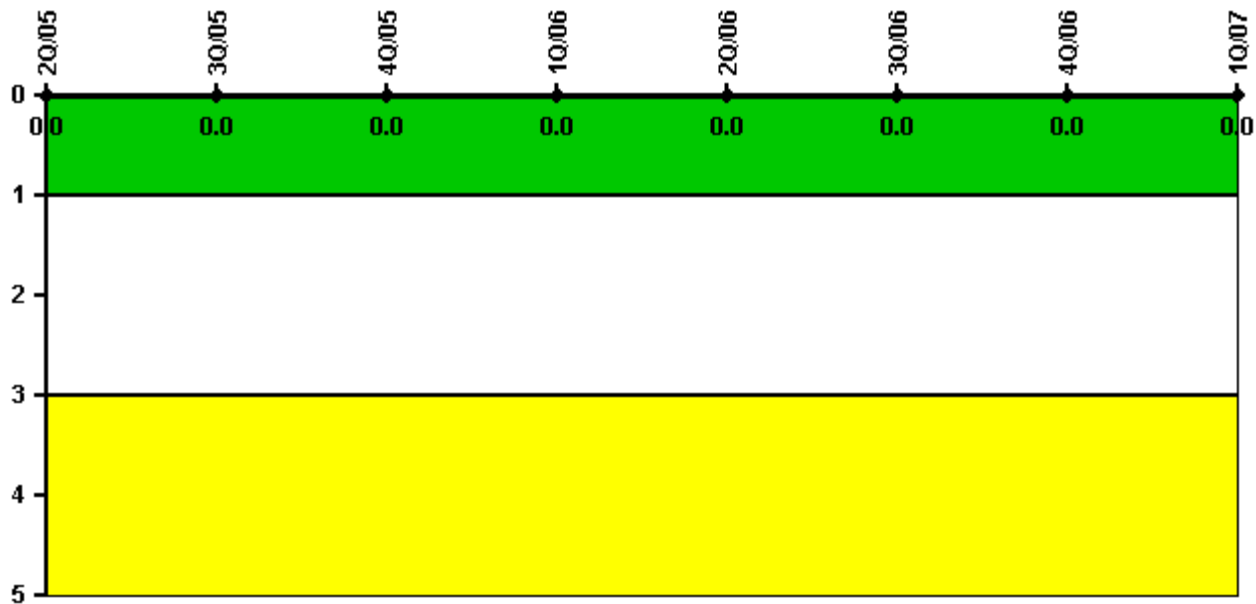
Thresholds: White > 2.0 Yellow > 5.0

## Notes

Occupational Exposure Control Effectiveness	2Q/05	3Q/05	4Q/05	1Q/06	2Q/06	3Q/06	4Q/06	1Q/07
High radiation area occurrences	0	0	0	0	0	0	0	0
Very high radiation area occurrences	0	0	0	0	0	0	0	0
Unintended exposure occurrences	0	0	0	0	0	0	0	0
<b>Indicator value</b>	<b>0</b>	<b>0</b>	<b>0</b>	<b>0</b>	<b>0</b>	<b>0</b>	<b>0</b>	<b>0</b>

Licensee Comments: none

# RETS/ODCM Radiological Effluent



Thresholds: White > 1.0 Yellow > 3.0

## Notes

RETS/ODCM Radiological Effluent	2Q/05	3Q/05	4Q/05	1Q/06	2Q/06	3Q/06	4Q/06	1Q/07
RETS/ODCM occurrences	0	0	0	0	0	0	0	0
Indicator value	0	0	0	0	0	0	0	0

Licensee Comments: none

[Physical Protection](#) information not publicly available.

▲ [Action Matrix Summary](#) | [Inspection Findings Summary](#) | [PI Summary](#) | [Reactor Oversight Process](#)

Last Modified: June 1, 2007