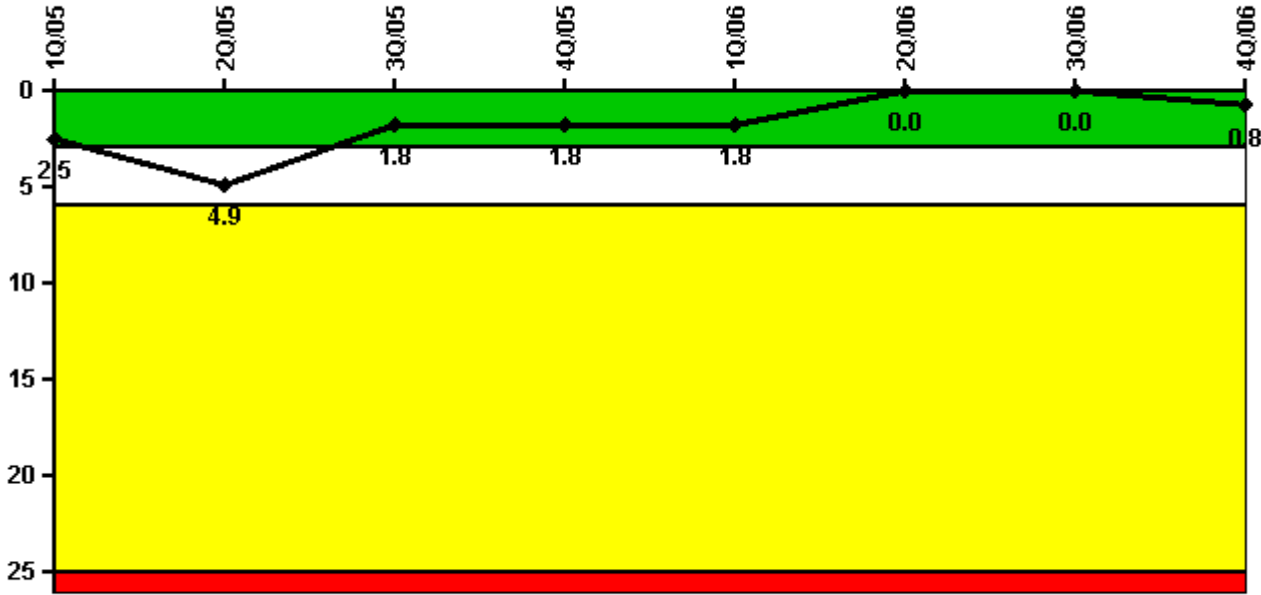


Columbia Generating Station

4Q/2006 Performance Indicators

Licensee's General Comments: none

Unplanned Scrams per 7000 Critical Hrs



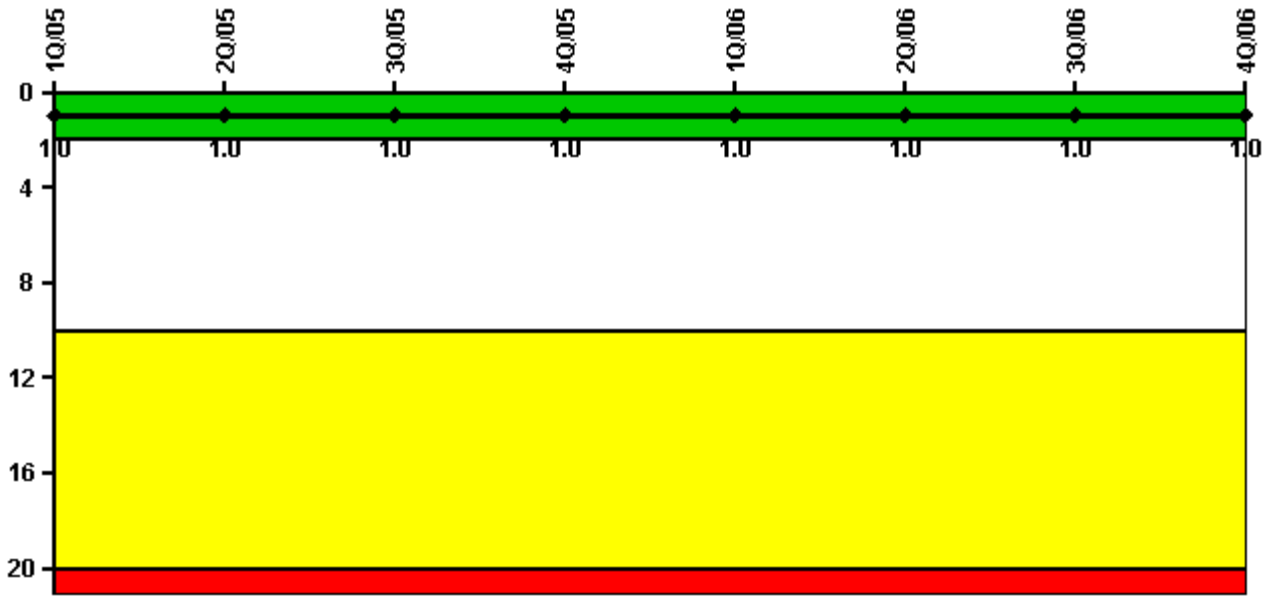
Thresholds: White > 3.0 Yellow > 6.0 Red > 25.0

Notes

Unplanned Scrams per 7000 Critical Hrs	1Q/05	2Q/05	3Q/05	4Q/05	1Q/06	2Q/06	3Q/06	4Q/06
Unplanned scrams	0	2.0	0	0	0	0	0	1.0
Critical hours	2160.0	1073.4	2208.0	2209.0	2160.0	2183.0	2208.0	2048.1
Indicator value	2.5	4.9	1.8	1.8	1.8	0	0	0.8

Licensee Comments: none

Scrams with Loss of Normal Heat Removal



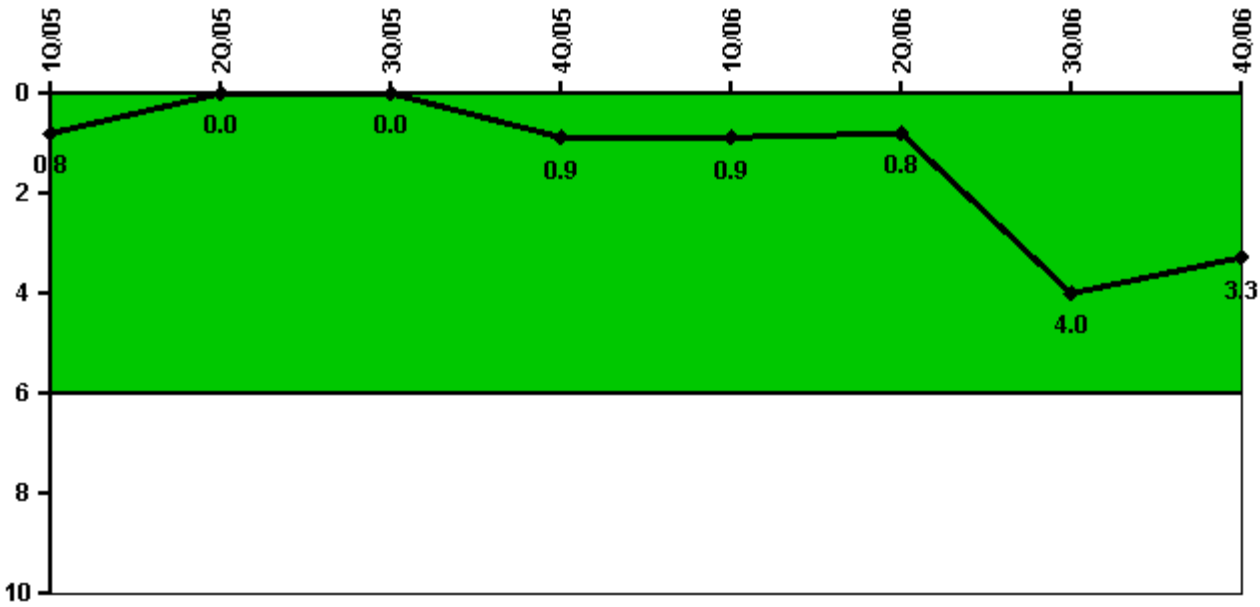
Thresholds: White > 2.0 Yellow > 10.0 Red > 20.0

Notes

Scrams with Loss of Normal Heat Removal	1Q/05	2Q/05	3Q/05	4Q/05	1Q/06	2Q/06	3Q/06	4Q/06
Scrams	0	0	0	0	0	0	0	0
Indicator value	1.0	1.0	1.0	1.0	1.0	1.0	1.0	1.0

Licensee Comments: none

Unplanned Power Changes per 7000 Critical Hrs



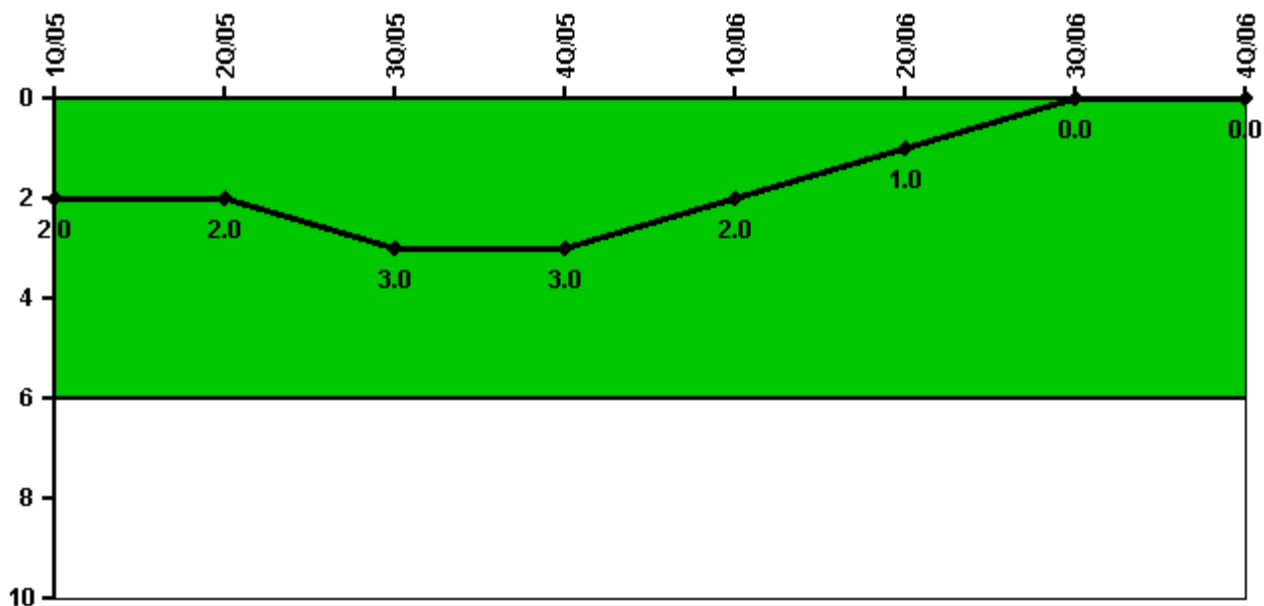
Thresholds: White > 6.0

Notes

Unplanned Power Changes per 7000 Critical Hrs	1Q/05	2Q/05	3Q/05	4Q/05	1Q/06	2Q/06	3Q/06	4Q/06
Unplanned power changes	0	0	0	1.0	0	0	4.0	0
Critical hours	2160.0	1073.4	2208.0	2209.0	2160.0	2183.0	2208.0	2048.1
Indicator value	0.8	0	0	0.9	0.9	0.8	4.0	3.3

Licensee Comments: none

Safety System Functional Failures (BWR)



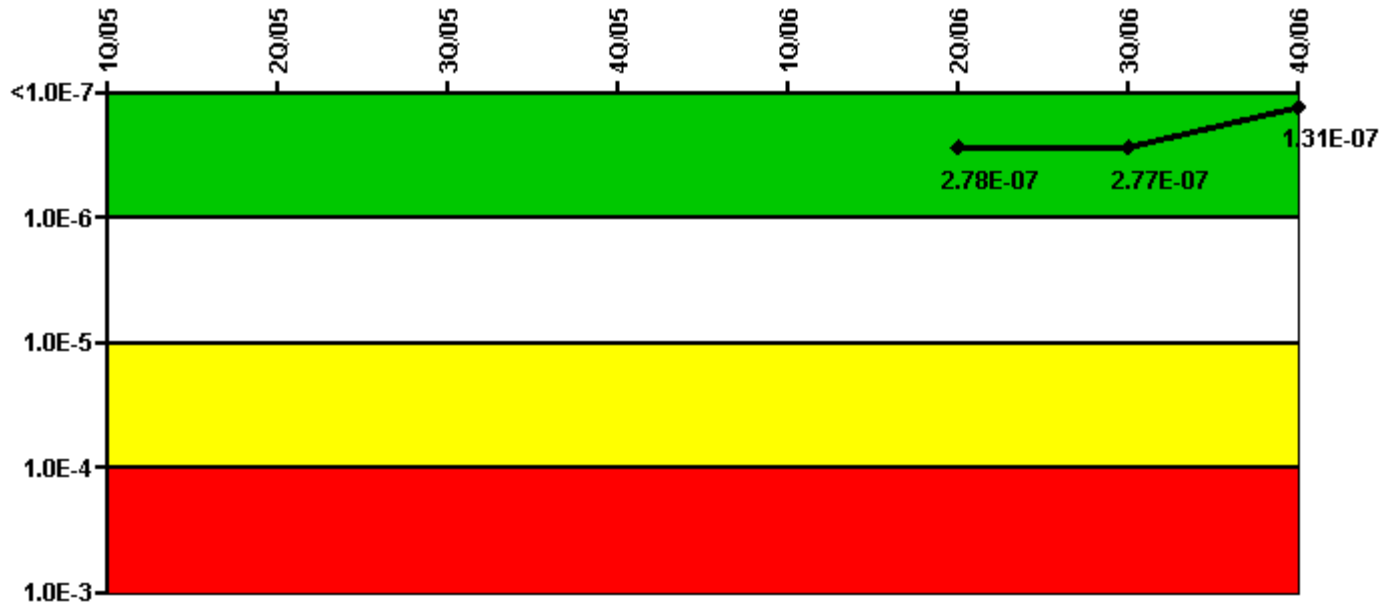
Thresholds: White > 6.0

Notes

Safety System Functional Failures (BWR)	1Q/05	2Q/05	3Q/05	4Q/05	1Q/06	2Q/06	3Q/06	4Q/06
Safety System Functional Failures	1	1	1	0	0	0	0	0
Indicator value	2	2	3	3	2	1	0	0

Licensee Comments: none

Mitigating Systems Performance Index, Emergency AC Power System



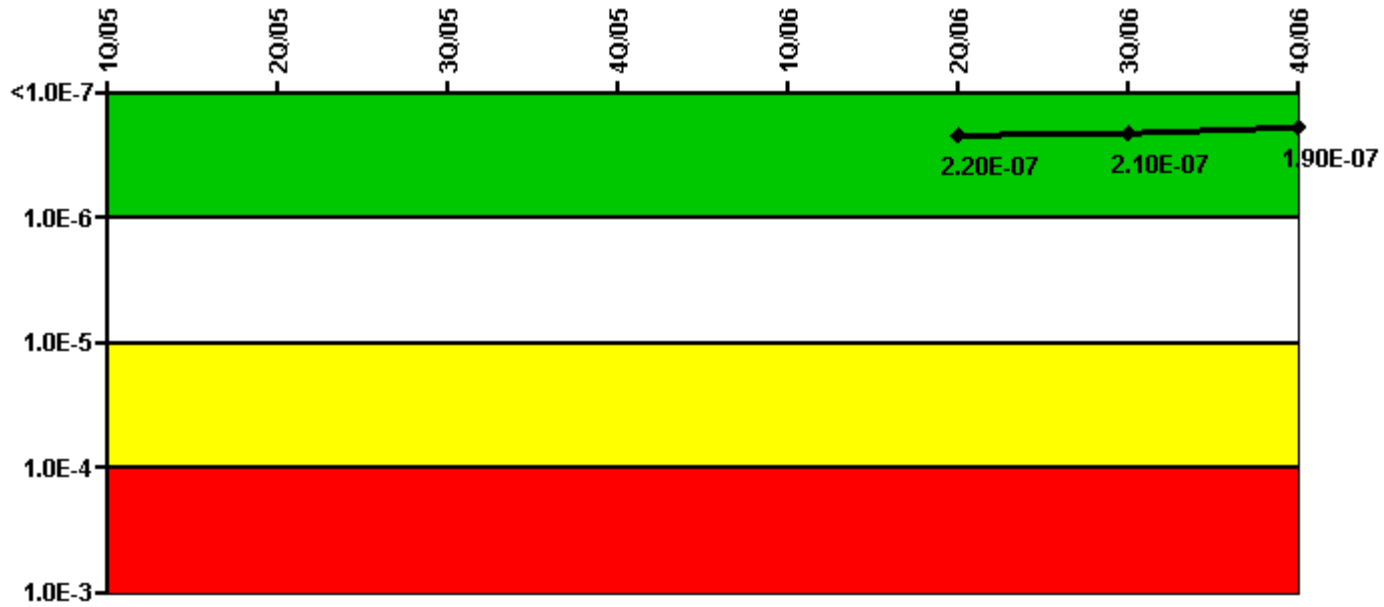
Thresholds: White > 1.00E-6 Yellow > 1.00E-5 Red > 1.00E-4

Notes

Mitigating Systems Performance Index, Emergency AC Power System	1Q/05	2Q/05	3Q/05	4Q/05	1Q/06	2Q/06	3Q/06	4Q/06
UAI (ΔCDF)						1.80E-08	1.70E-08	1.10E-08
URI (ΔCDF)						2.60E-07	2.60E-07	1.20E-07
PLE						NO	NO	NO
Indicator value						2.78E-07	2.77E-07	1.31E-07

Licensee Comments: none

Mitigating Systems Performance Index, High Pressure Injection System



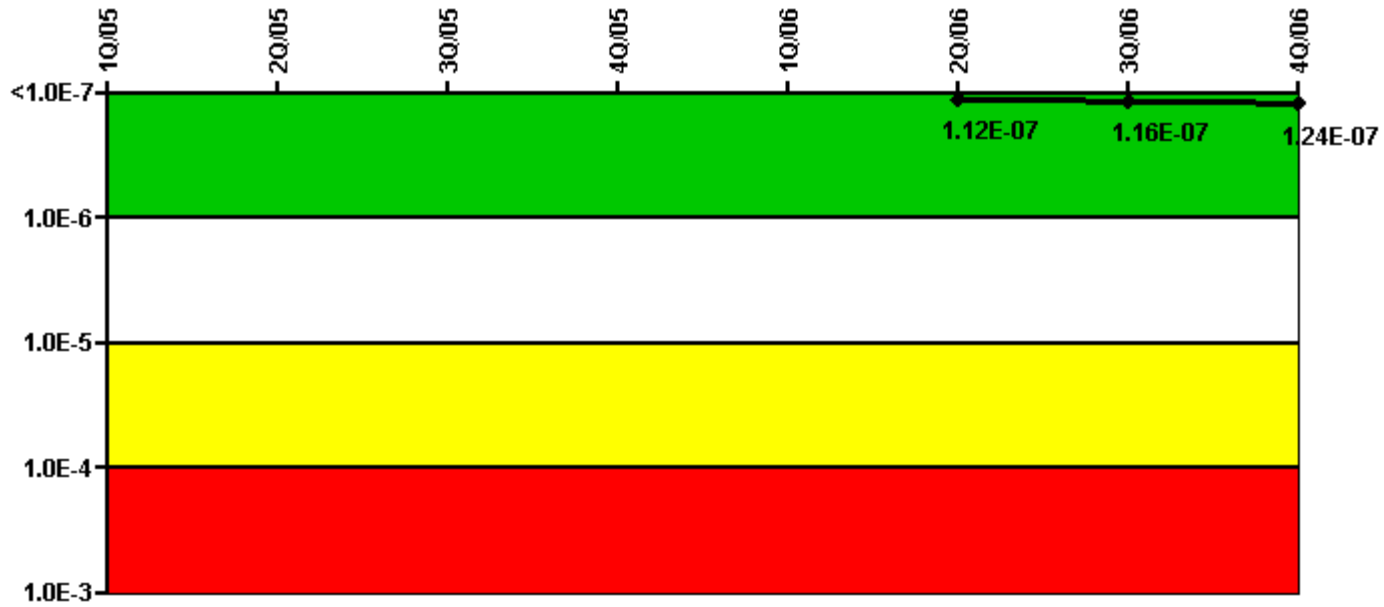
Thresholds: White > 1.00E-6 Yellow > 1.00E-5 Red > 1.00E-4

Notes

Mitigating Systems Performance Index, High Pressure Injection System	1Q/05	2Q/05	3Q/05	4Q/05	1Q/06	2Q/06	3Q/06	4Q/06
UAI (Δ CDF)						5.40E-07	5.30E-07	5.10E-07
URI (Δ CDF)						-3.20E-07	-3.20E-07	-3.20E-07
PLE						NO	NO	NO
Indicator value						2.20E-07	2.10E-07	1.90E-07

Licensee Comments: none

Mitigating Systems Performance Index, Heat Removal System



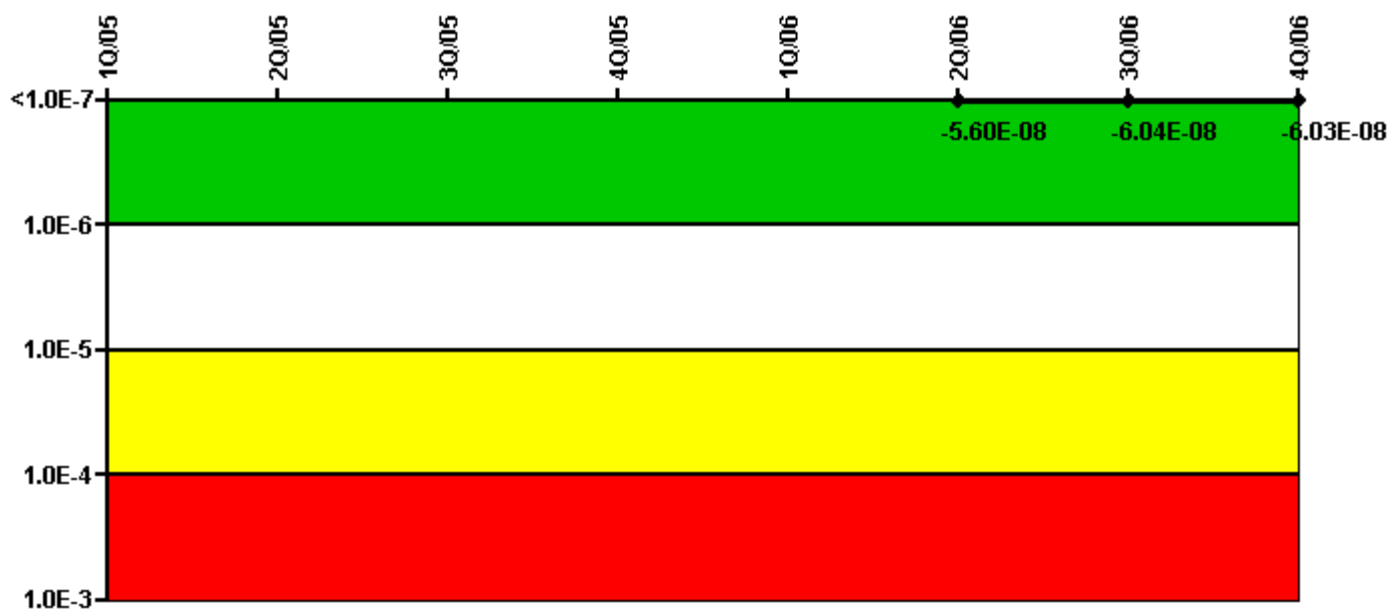
Thresholds: White > 1.00E-6 Yellow > 1.00E-5 Red > 1.00E-4

Notes

Mitigating Systems Performance Index, Heat Removal System	1Q/05	2Q/05	3Q/05	4Q/05	1Q/06	2Q/06	3Q/06	4Q/06
UAI (Δ CDF)						-2.80E-08	-2.40E-08	-1.60E-08
URI (Δ CDF)						1.40E-07	1.40E-07	1.40E-07
PLE						NO	NO	NO
Indicator value						1.12E-07	1.16E-07	1.24E-07

Licensee Comments: none

Mitigating Systems Performance Index, Residual Heat Removal System



Thresholds: White > 1.00E-6 Yellow > 1.00E-5 Red > 1.00E-4

Notes

Mitigating Systems Performance Index, Residual Heat Removal System	1Q/05	2Q/05	3Q/05	4Q/05	1Q/06	2Q/06	3Q/06	4Q/06
UAI (ΔCDF)						1.40E-08	9.60E-09	9.70E-09
URI (ΔCDF)						-7.00E-08	-7.00E-08	-7.00E-08
PLE						NO	NO	NO
Indicator value						-5.60E-08	-6.04E-08	-6.03E-08

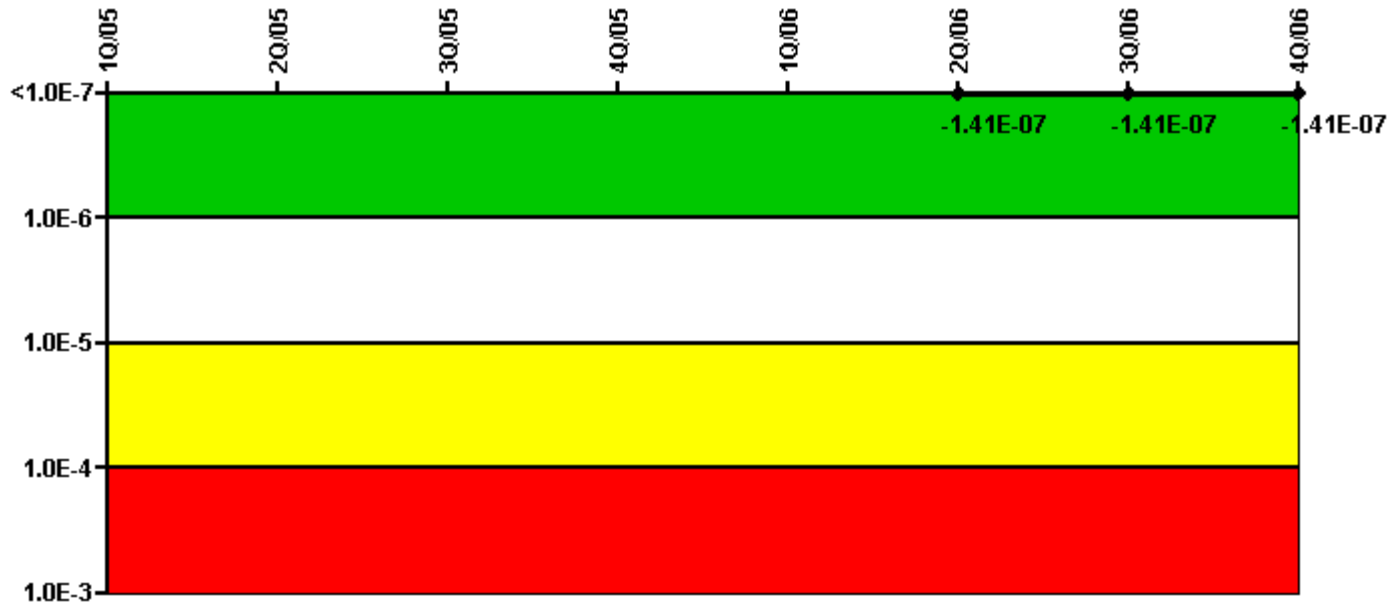
Licensee Comments:

4Q/06: Changed PRA Parameter(s). The Baseline Planned Unavailability value for the A train of RHR (Suppression Pool Cooling) had been incorrect from implementation. It has been corrected. This change affects the MSPI and UAI from implementation date; however, no change in Indicator color resulted. This issue was documented via condition report CR-2-06-08690 in the Columbia corrective action program.

3Q/06: Changed PRA Parameter(s).

2Q/06: Changed PRA Parameter(s).

Mitigating Systems Performance Index, Cooling Water Systems



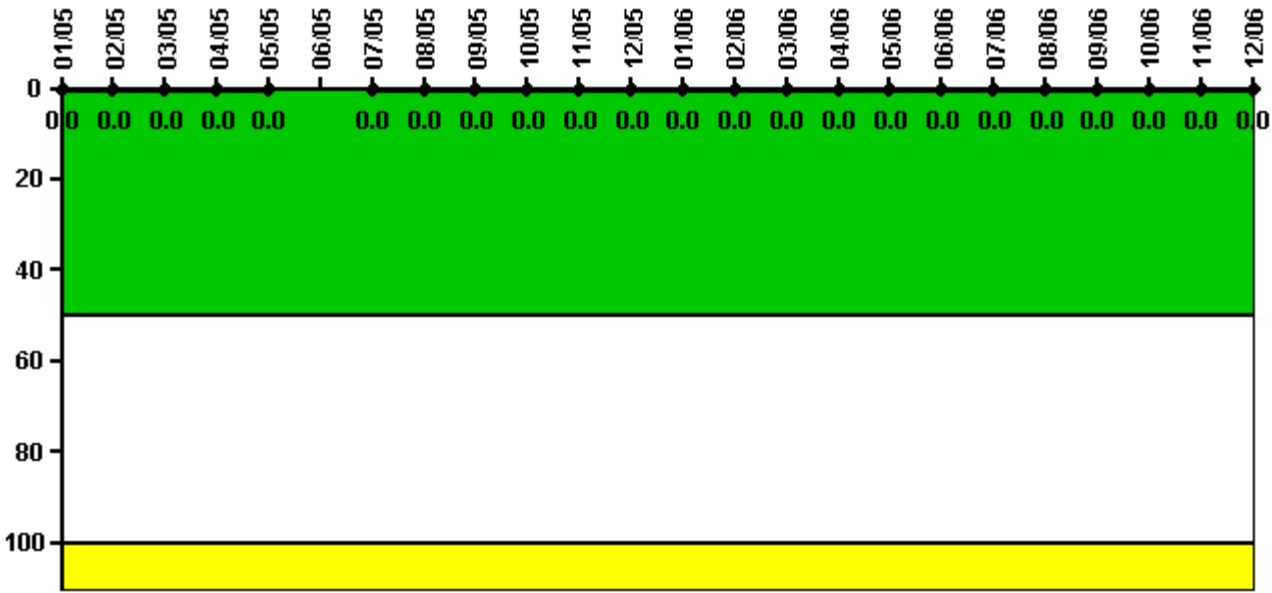
Thresholds: White > 1.00E-6 Yellow > 1.00E-5 Red > 1.00E-4

Notes

Mitigating Systems Performance Index, Cooling Water Systems	1Q/05	2Q/05	3Q/05	4Q/05	1Q/06	2Q/06	3Q/06	4Q/06
UAI (ΔCDF)						1.90E-08	1.90E-08	1.90E-08
URI (ΔCDF)						-1.60E-07	-1.60E-07	-1.60E-07
PLE						NO	NO	NO
Indicator value						-1.41E-07	-1.41E-07	-1.41E-07

Licensee Comments: none

Reactor Coolant System Activity



Thresholds: White > 50.0 Yellow > 100.0

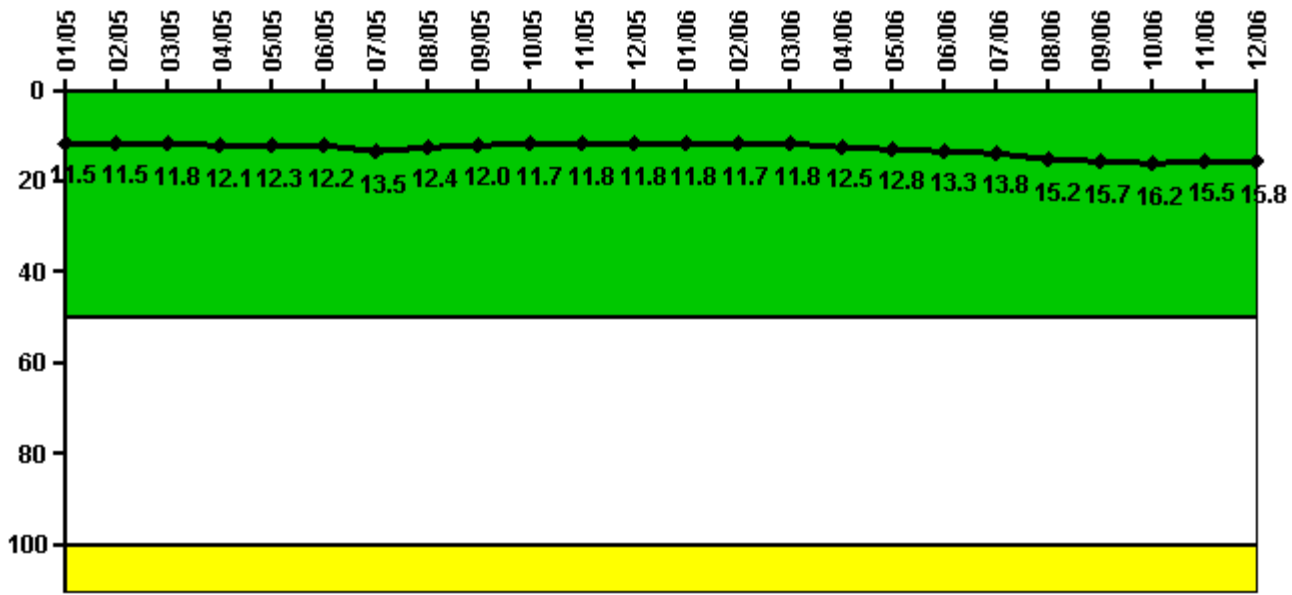
Notes

Reactor Coolant System Activity	1/05	2/05	3/05	4/05	5/05	6/05	7/05	8/05	9/05	10/05	11/05	12/05
Maximum activity	0.000007	0.000006	0.000015	0.000011	0.000010	N/A	0.000005	0.000004	0.000003	0.000002	0.000002	0.000002
Technical specification limit	0.2	0.2	0.2	0.2	0.2	0.2	0.2	0.2	0.2	0.2	0.2	0.2
Indicator value	0	0	0	0	0	N/A	0	0	0	0	0	0

Reactor Coolant System Activity	1/06	2/06	3/06	4/06	5/06	6/06	7/06	8/06	9/06	10/06	11/06	12/06
Maximum activity	0.000003	0.000003	0.000004	0.000003	0.000003	0.000003	0.000003	0.000003	0.000003	0.000005	0.000004	0.000003
Technical specification limit	0.2	0.2	0.2	0.2	0.2	0.2	0.2	0.2	0.2	0.2	0.2	0.2
Indicator value	0	0	0	0	0	0	0	0	0	0	0	0

Licensee Comments: none

Reactor Coolant System Leakage



Thresholds: White > 50.0 Yellow > 100.0

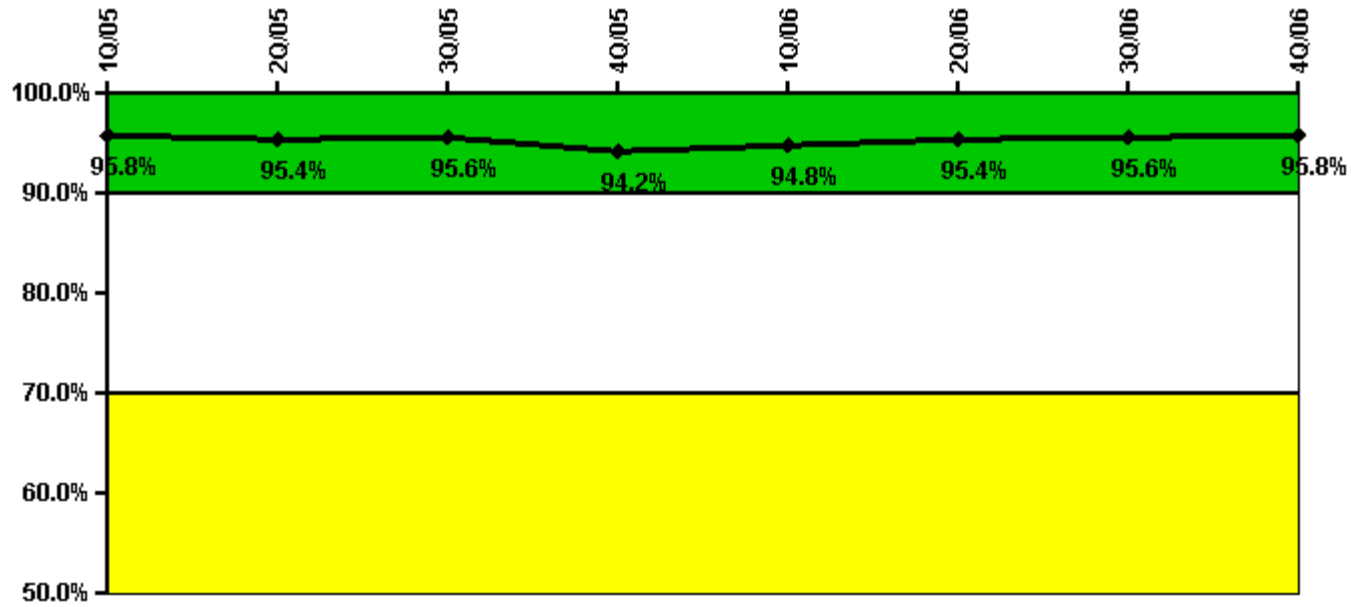
Notes

Reactor Coolant System Leakage	1/05	2/05	3/05	4/05	5/05	6/05	7/05	8/05	9/05	10/05	11/05	12/05
Maximum leakage	2.880	2.880	2.960	3.030	3.070	3.040	3.370	3.100	3.000	2.920	2.950	2.950
Technical specification limit	25.0	25.0	25.0	25.0	25.0	25.0	25.0	25.0	25.0	25.0	25.0	25.0
Indicator value	11.5	11.5	11.8	12.1	12.3	12.2	13.5	12.4	12.0	11.7	11.8	11.8

Reactor Coolant System Leakage	1/06	2/06	3/06	4/06	5/06	6/06	7/06	8/06	9/06	10/06	11/06	12/06
Maximum leakage	2.940	2.930	2.960	3.120	3.210	3.330	3.450	3.810	3.930	4.060	3.870	3.960
Technical specification limit	25.0	25.0	25.0	25.0	25.0	25.0	25.0	25.0	25.0	25.0	25.0	25.0
Indicator value	11.8	11.7	11.8	12.5	12.8	13.3	13.8	15.2	15.7	16.2	15.5	15.8

Licensee Comments: none

Drill/Exercise Performance



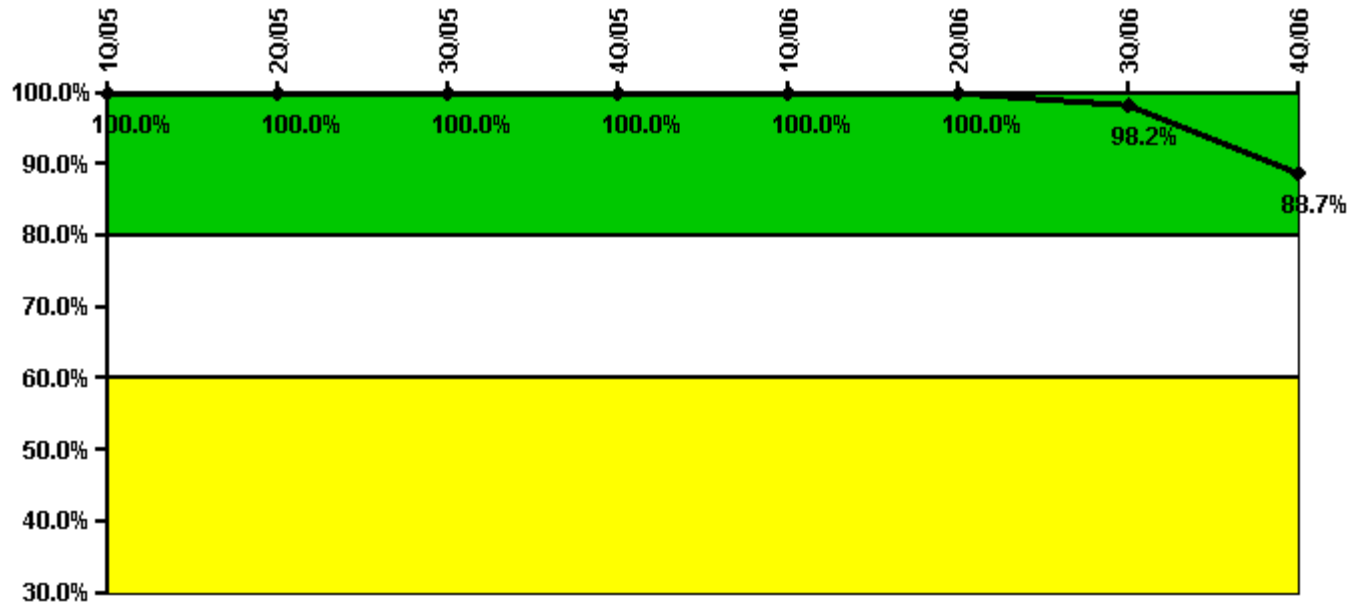
Thresholds: White < 90.0% Yellow < 70.0%

Notes

Drill/Exercise Performance	1Q/05	2Q/05	3Q/05	4Q/05	1Q/06	2Q/06	3Q/06	4Q/06
Successful opportunities	38.0	20.0	55.0	62.0	38.0	41.0	39.0	51.0
Total opportunities	39.0	22.0	56.0	69.0	38.0	43.0	41.0	51.0
Indicator value	95.8%	95.4%	95.6%	94.2%	94.8%	95.4%	95.6%	95.8%

Licensee Comments: none

ERO Drill Participation



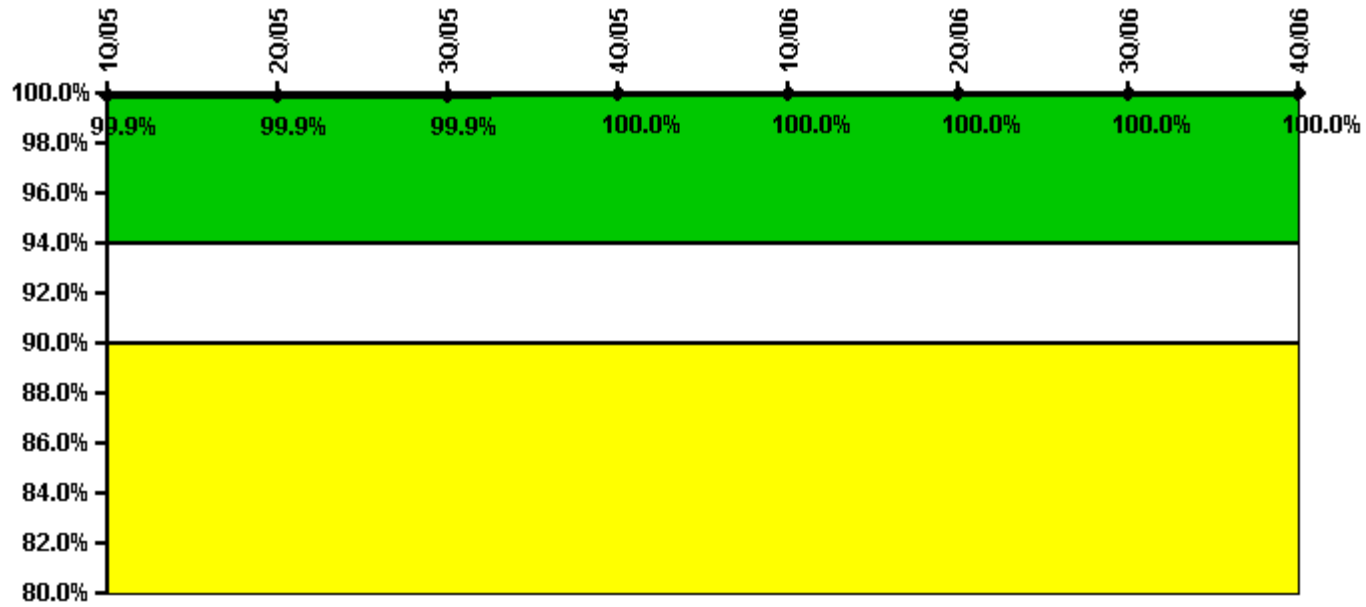
Thresholds: White < 80.0% Yellow < 60.0%

Notes

ERO Drill Participation	1Q/05	2Q/05	3Q/05	4Q/05	1Q/06	2Q/06	3Q/06	4Q/06
Participating Key personnel	58.0	61.0	65.0	59.0	62.0	59.0	56.0	55.0
Total Key personnel	58.0	61.0	65.0	59.0	62.0	59.0	57.0	62.0
Indicator value	100.0%	100.0%	100.0%	100.0%	100.0%	100.0%	98.2%	88.7%

Licensee Comments: none

Alert & Notification System



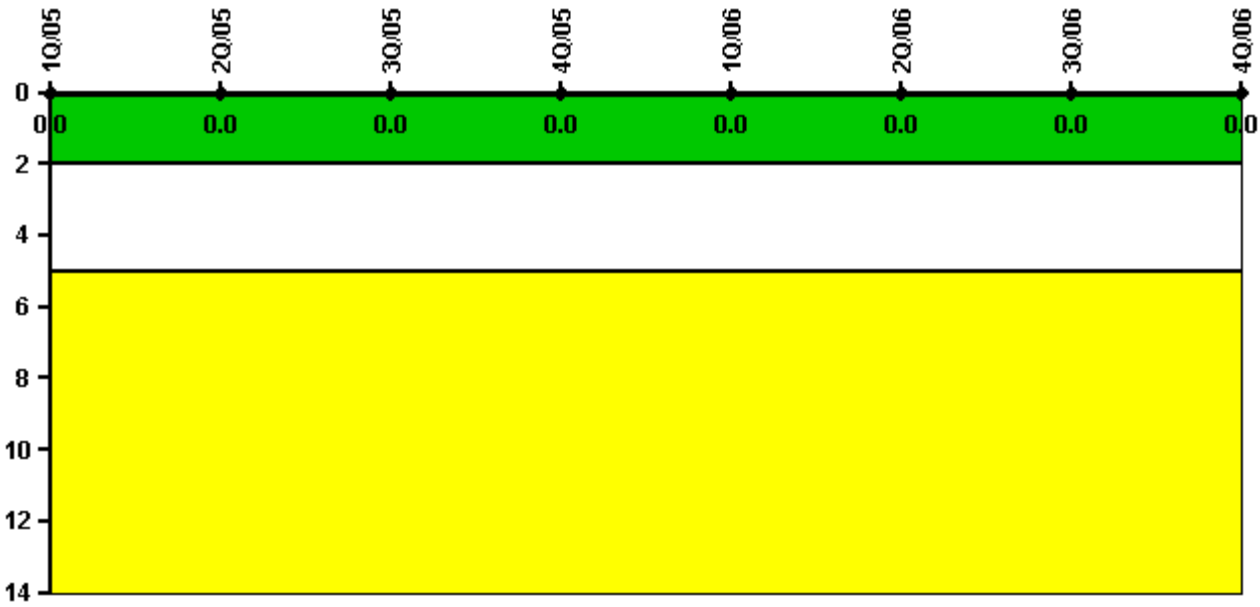
Thresholds: White < 94.0% Yellow < 90.0%

Notes

Alert & Notification System	1Q/05	2Q/05	3Q/05	4Q/05	1Q/06	2Q/06	3Q/06	4Q/06
Successful siren-tests	286	286	286	308	286	143	143	165
Total sirens-tests	286	286	286	308	286	143	143	165
Indicator value	99.9%	99.9%	99.9%	100.0%	100.0%	100.0%	100.0%	100.0%

Licensee Comments: none

Occupational Exposure Control Effectiveness



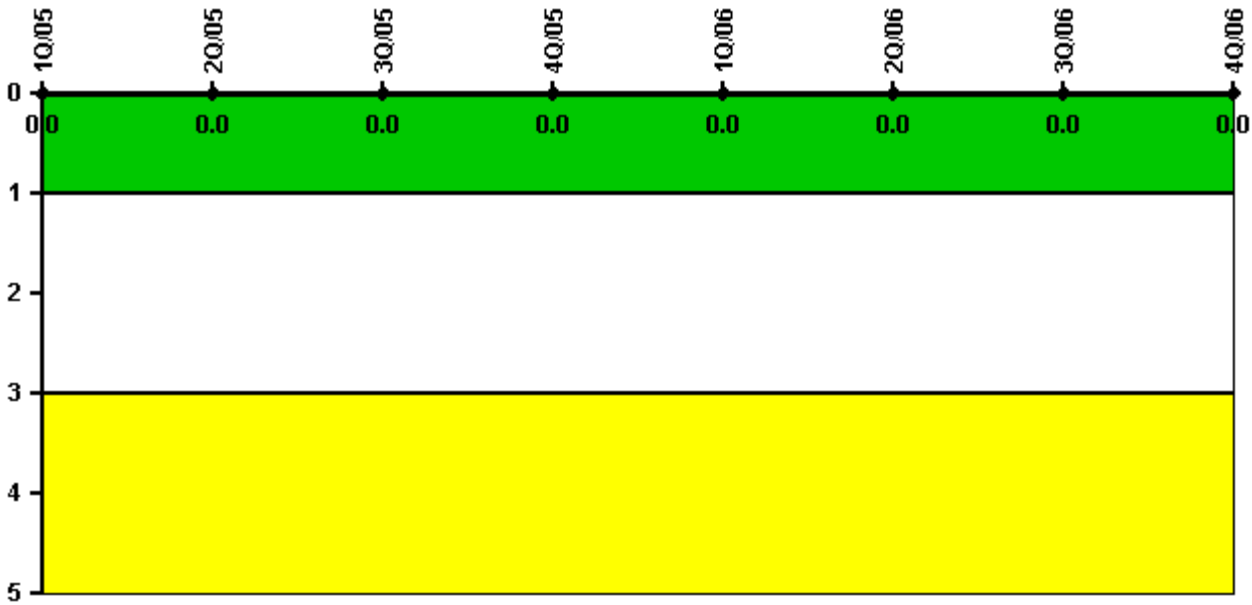
Thresholds: White > 2.0 Yellow > 5.0

Notes

Occupational Exposure Control Effectiveness	1Q/05	2Q/05	3Q/05	4Q/05	1Q/06	2Q/06	3Q/06	4Q/06
High radiation area occurrences	0	0	0	0	0	0	0	0
Very high radiation area occurrences	0	0	0	0	0	0	0	0
Unintended exposure occurrences	0	0	0	0	0	0	0	0
Indicator value	0	0	0	0	0	0	0	0

Licensee Comments: none

RETS/ODCM Radiological Effluent



Thresholds: White > 1.0 Yellow > 3.0

Notes

RETS/ODCM Radiological Effluent	1Q/05	2Q/05	3Q/05	4Q/05	1Q/06	2Q/06	3Q/06	4Q/06
RETS/ODCM occurrences	0	0	0	0	0	0	0	0
Indicator value	0	0	0	0	0	0	0	0

Licensee Comments: none

[Physical Protection](#) information not publicly available.