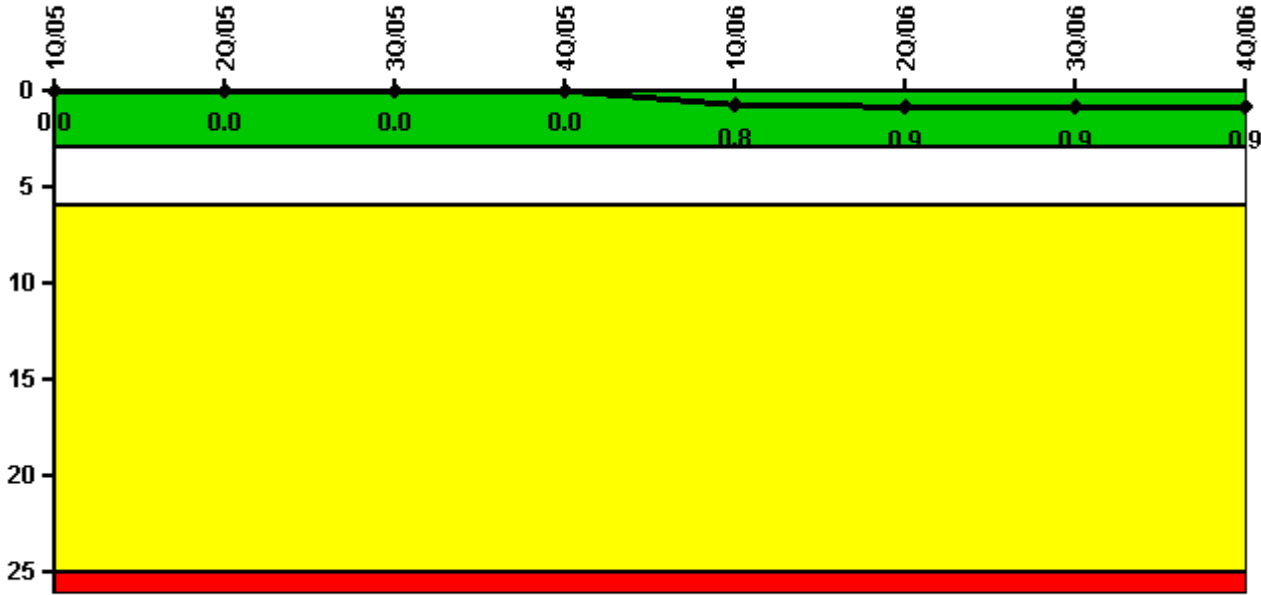


Nine Mile Point 2

4Q/2006 Performance Indicators

Licensee's General Comments: none

Unplanned Scrams per 7000 Critical Hrs



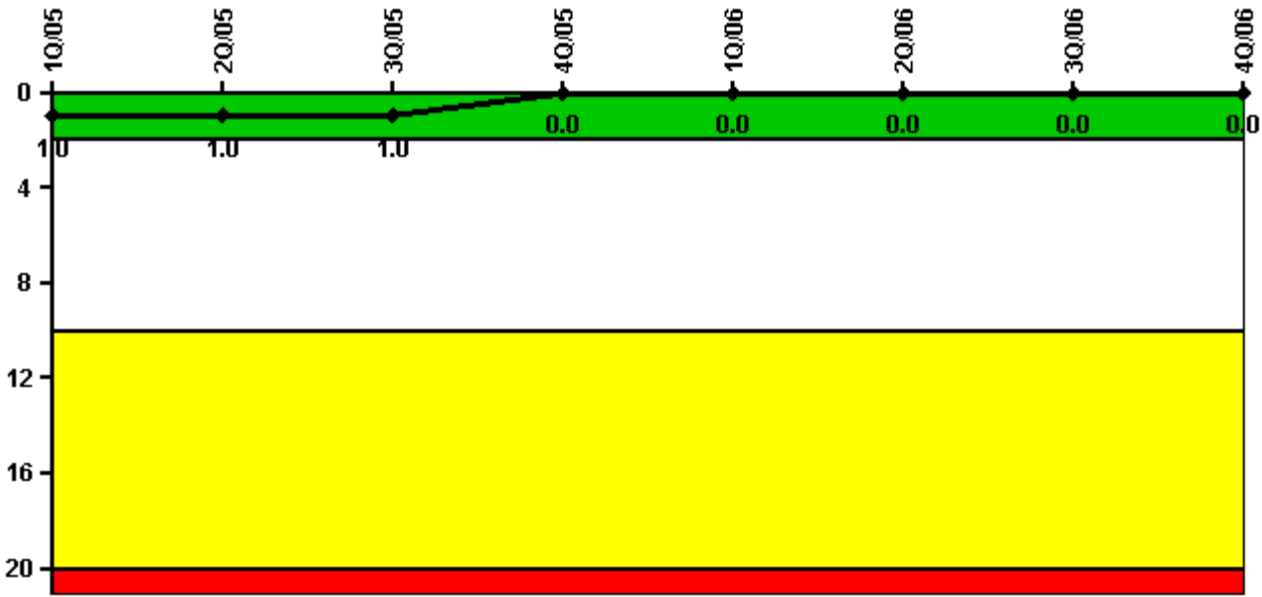
Thresholds: White > 3.0 Yellow > 6.0 Red > 25.0

Notes

Unplanned Scrams per 7000 Critical Hrs	1Q/05	2Q/05	3Q/05	4Q/05	1Q/06	2Q/06	3Q/06	4Q/06
Unplanned scrams	0	0	0	0	1.0	0	0	0
Critical hours	2160.0	2183.0	2208.0	2209.0	1829.2	1893.0	2208.0	2209.0
Indicator value	0	0	0	0	0.8	0.9	0.9	0.9

Licensee Comments: none

Scrams with Loss of Normal Heat Removal



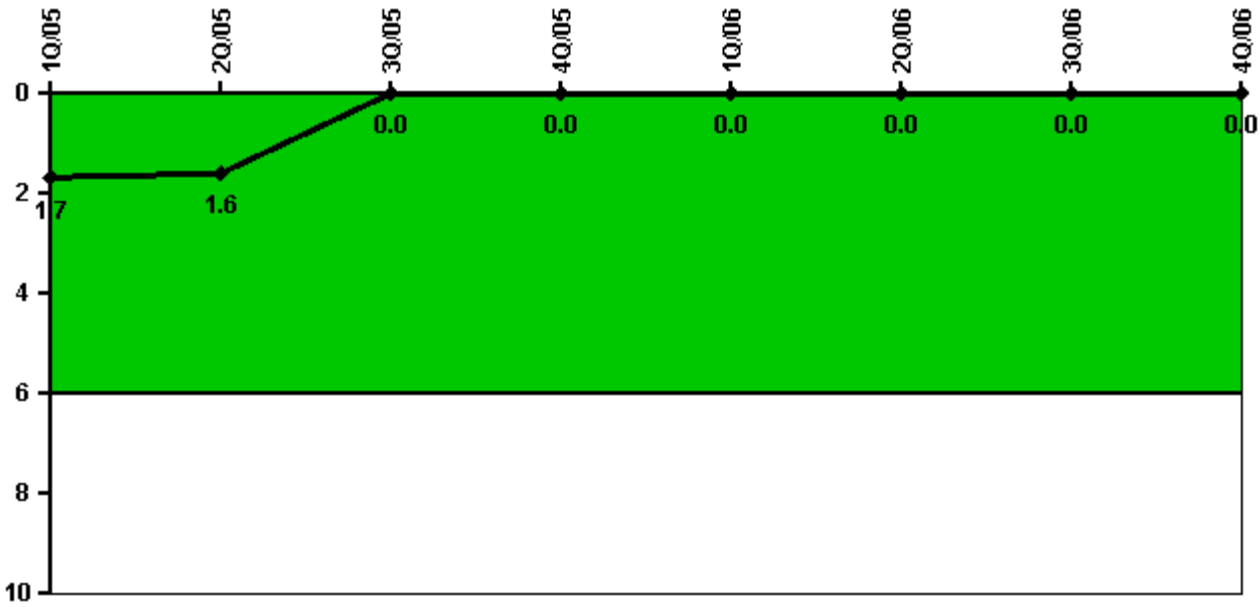
Thresholds: White > 2.0 Yellow > 10.0 Red > 20.0

Notes

Scrams with Loss of Normal Heat Removal	1Q/05	2Q/05	3Q/05	4Q/05	1Q/06	2Q/06	3Q/06	4Q/06
Scrams	0	0	0	0	0	0	0	0
Indicator value	1.0	1.0	1.0	0	0	0	0	0

Licensee Comments: none

Unplanned Power Changes per 7000 Critical Hrs



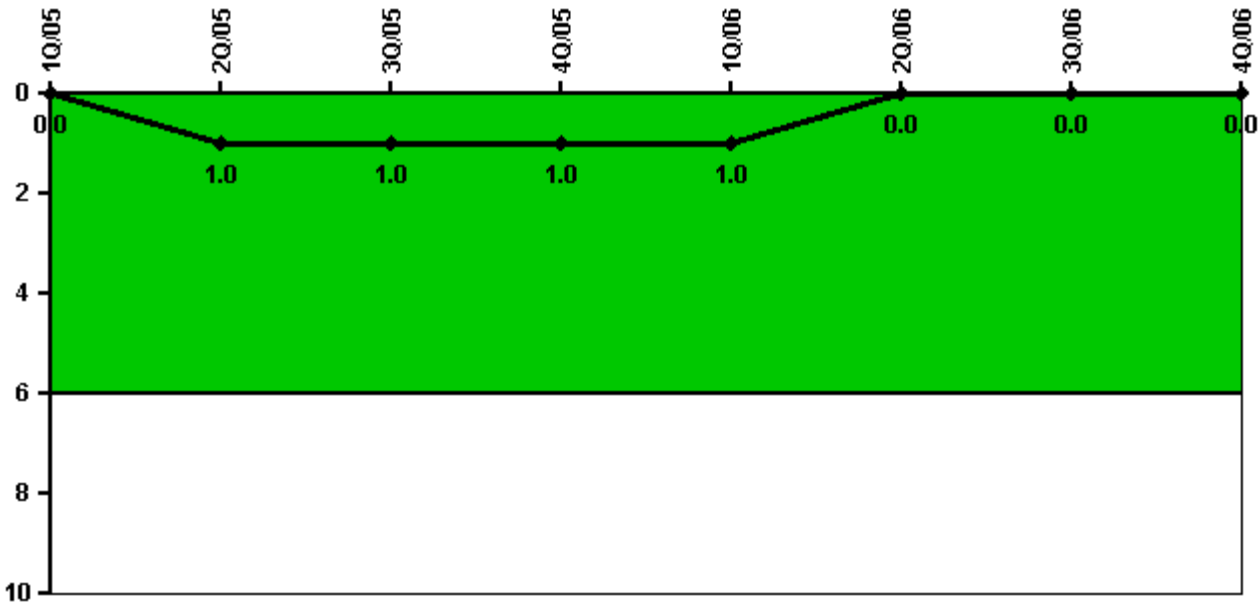
Thresholds: White > 6.0

Notes

Unplanned Power Changes per 7000 Critical Hrs	1Q/05	2Q/05	3Q/05	4Q/05	1Q/06	2Q/06	3Q/06	4Q/06
Unplanned power changes	0	0	0	0	0	0	0	0
Critical hours	2160.0	2183.0	2208.0	2209.0	1829.2	1893.0	2208.0	2209.0
Indicator value	1.7	1.6	0	0	0	0	0	0

Licensee Comments: none

Safety System Functional Failures (BWR)



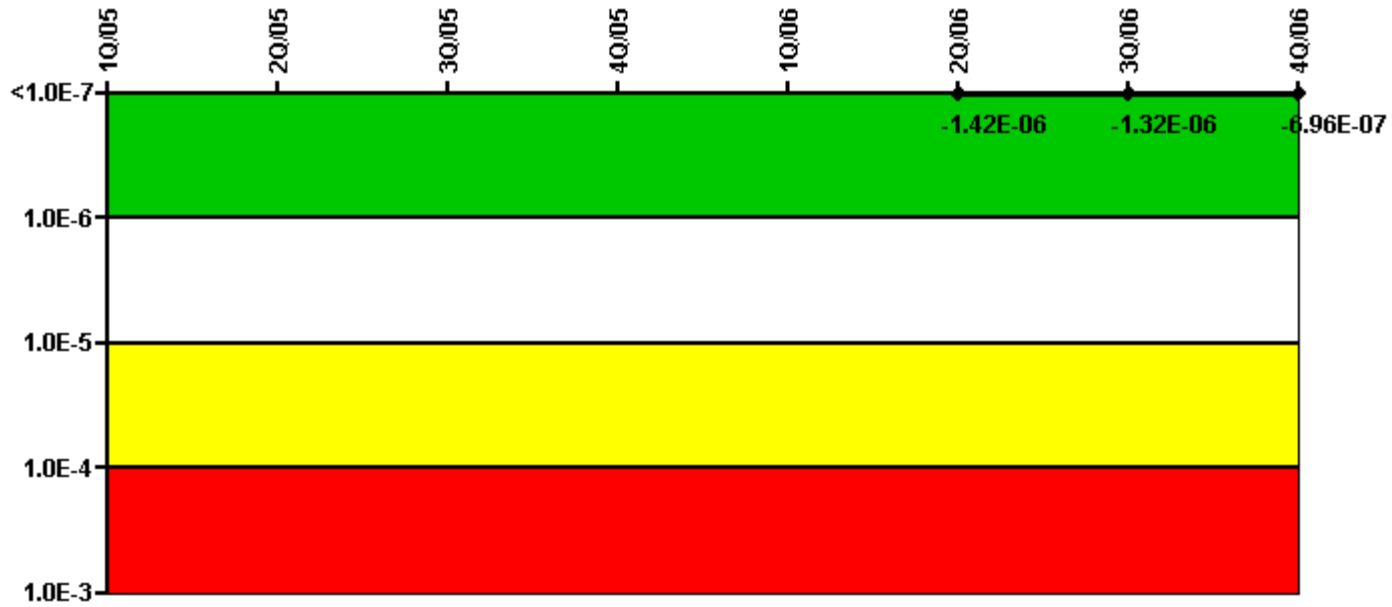
Thresholds: White > 6.0

Notes

Safety System Functional Failures (BWR)	1Q/05	2Q/05	3Q/05	4Q/05	1Q/06	2Q/06	3Q/06	4Q/06
Safety System Functional Failures	0	1	0	0	0	0	0	0
Indicator value	0	1	1	1	1	0	0	0

Licensee Comments: none

Mitigating Systems Performance Index, Emergency AC Power System



Thresholds: White > 1.00E-6 Yellow > 1.00E-5 Red > 1.00E-4

Notes

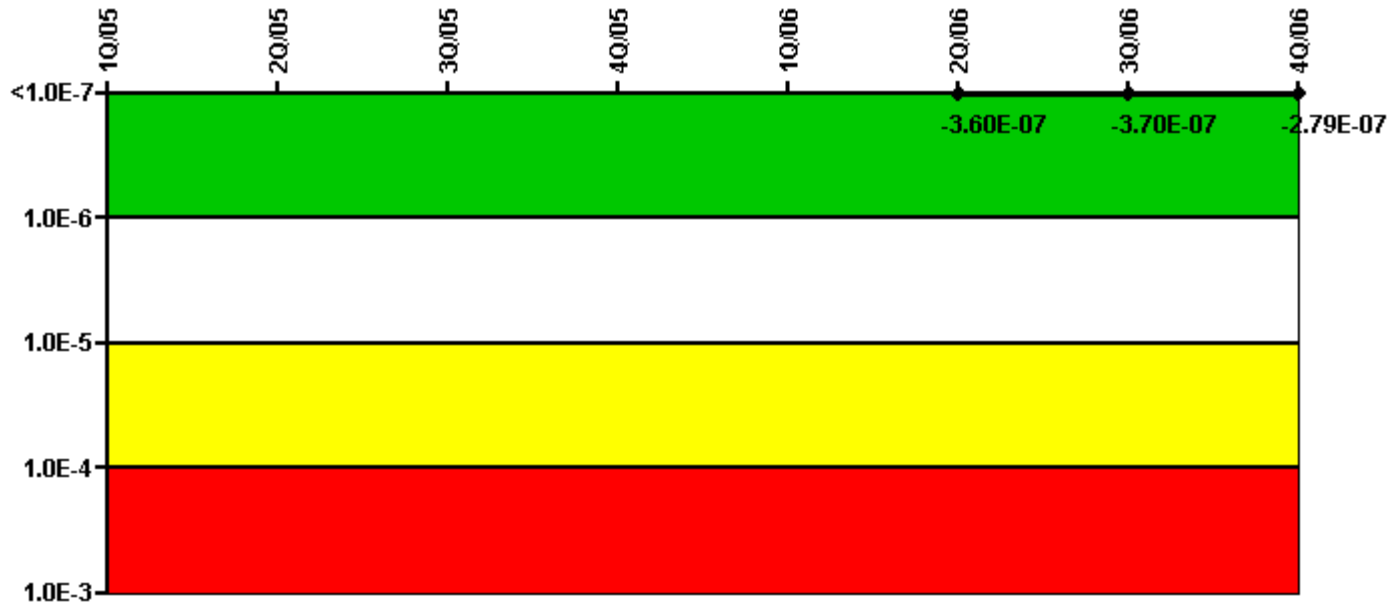
Mitigating Systems Performance Index, Emergency AC Power System	1Q/05	2Q/05	3Q/05	4Q/05	1Q/06	2Q/06	3Q/06	4Q/06
UAI (Δ CDF)						-1.20E-07	-1.20E-07	-5.60E-08
URI (Δ CDF)						-1.30E-06	-1.20E-06	-6.40E-07
PLE						NO	NO	NO
Indicator value						-1.42E-06	-1.32E-06	-6.96E-07

Licensee Comments:

3Q/06: Changed PRA Parameter(s). PRA change for the 4th Quarter 2006 was incorrectly applied to the 3rd Quarter 2006. Correction does not alter PI color.

2Q/06: Changed PRA Parameter(s). PRA change for the 4th Quarter 2006 was incorrectly applied to the 2nd Quarter 2006. Correction does not alter PI color.

Mitigating Systems Performance Index, High Pressure Injection System



Thresholds: White > 1.00E-6 Yellow > 1.00E-5 Red > 1.00E-4

Notes

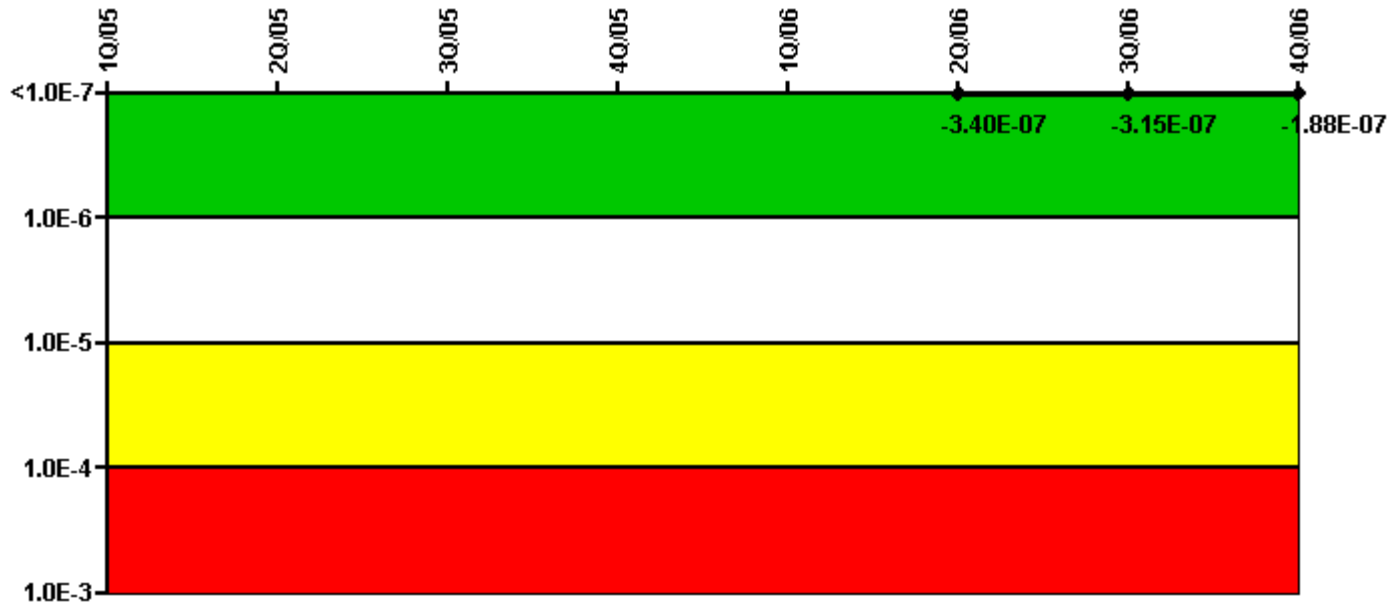
Mitigating Systems Performance Index, High Pressure Injection System	1Q/05	2Q/05	3Q/05	4Q/05	1Q/06	2Q/06	3Q/06	4Q/06
UAI (Δ CDF)						-1.10E-07	-1.20E-07	-7.90E-08
URI (Δ CDF)						-2.50E-07	-2.50E-07	-2.00E-07
PLE						NO	NO	NO
Indicator value						-3.60E-07	-3.70E-07	-2.79E-07

Licensee Comments:

3Q/06: Changed PRA Parameter(s). PRA change for the 4th Quarter 2006 was incorrectly applied to the 3rd Quarter 2006. Correction does not alter PI color.

2Q/06: Changed PRA Parameter(s). PRA change for the 4th Quarter 2006 was incorrectly applied to the 2nd Quarter 2006. Correction does not alter PI color.

Mitigating Systems Performance Index, Heat Removal System



Thresholds: White > 1.00E-6 Yellow > 1.00E-5 Red > 1.00E-4

Notes

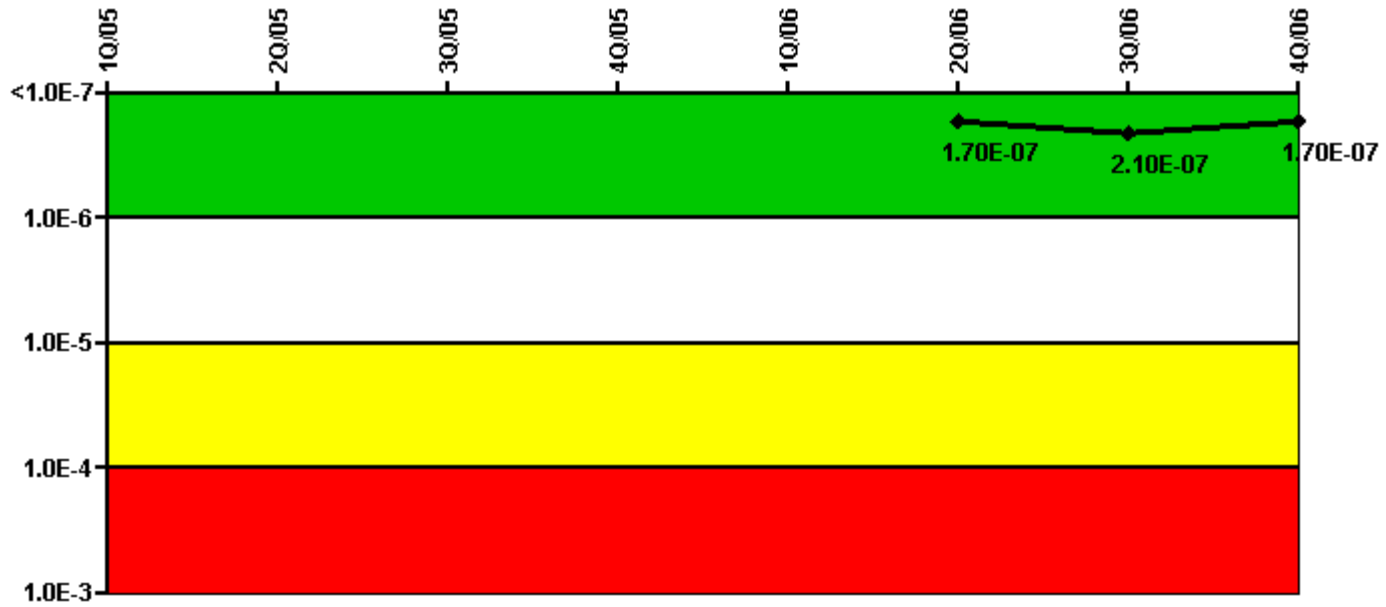
Mitigating Systems Performance Index, Heat Removal System	1Q/05	2Q/05	3Q/05	4Q/05	1Q/06	2Q/06	3Q/06	4Q/06
UAI (ΔCDF)						-1.10E-07	-9.50E-08	-6.80E-08
URI (ΔCDF)						-2.30E-07	-2.20E-07	-1.20E-07
PLE						NO	NO	NO
Indicator value						-3.40E-07	-3.15E-07	-1.88E-07

Licensee Comments:

3Q/06: Changed PRA Parameter(s). PRA change for the 4th Quarter 2006 was incorrectly applied to the 3rd Quarter 2006. Correction does not alter PI color.

2Q/06: Changed PRA Parameter(s). PRA change for the 4th Quarter 2006 was incorrectly applied to the 2nd Quarter 2006. Correction does not alter PI color.

Mitigating Systems Performance Index, Residual Heat Removal System



Thresholds: White > 1.00E-6 Yellow > 1.00E-5 Red > 1.00E-4

Notes

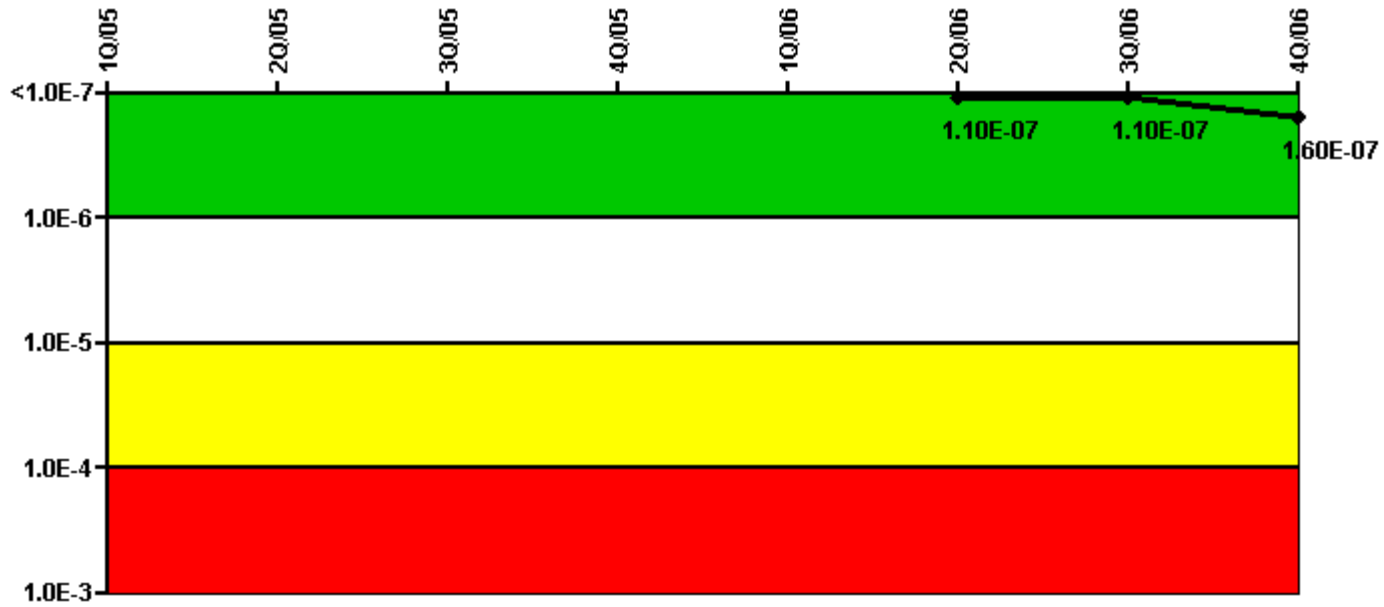
Mitigating Systems Performance Index, Residual Heat Removal System	1Q/05	2Q/05	3Q/05	4Q/05	1Q/06	2Q/06	3Q/06	4Q/06
UAI (Δ CDF)						-1.80E-07	-1.60E-07	-1.50E-07
URI (Δ CDF)						3.50E-07	3.70E-07	3.20E-07
PLE						NO	NO	NO
Indicator value						1.70E-07	2.10E-07	1.70E-07

Licensee Comments:

3Q/06: Changed PRA Parameter(s). PRA change for the 4th Quarter 2006 was incorrectly applied to the 3rd Quarter 2006. Correction does not alter PI color.

2Q/06: Changed PRA Parameter(s). PRA change for the 4th Quarter 2006 was incorrectly applied to the 2nd Quarter 2006. Correction does not alter PI color.

Mitigating Systems Performance Index, Cooling Water Systems



Thresholds: White > 1.00E-6 Yellow > 1.00E-5 Red > 1.00E-4

Notes

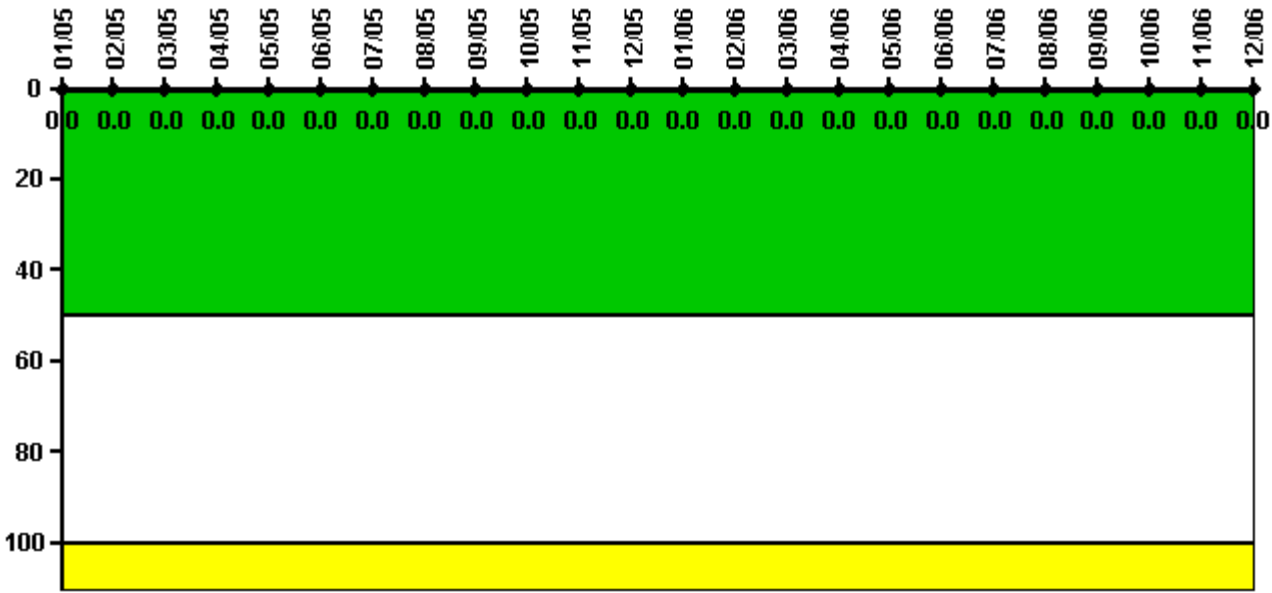
Mitigating Systems Performance Index, Cooling Water Systems	1Q/05	2Q/05	3Q/05	4Q/05	1Q/06	2Q/06	3Q/06	4Q/06
UAI (ΔCDF)						2.10E-07	2.10E-07	2.80E-07
URI (ΔCDF)						-1.00E-07	-1.00E-07	-1.20E-07
PLE						NO	NO	NO
Indicator value						1.10E-07	1.10E-07	1.60E-07

Licensee Comments:

3Q/06: Changed PRA Parameter(s). PRA change for the 4th Quarter 2006 was incorrectly applied to the 3rd Quarter 2006. Correction does not alter PI color.

2Q/06: Changed PRA Parameter(s). PRA change for the 4th Quarter 2006 was incorrectly applied to the 2nd Quarter 2006. Correction does not alter PI color.

Reactor Coolant System Activity



Thresholds: White > 50.0 Yellow > 100.0

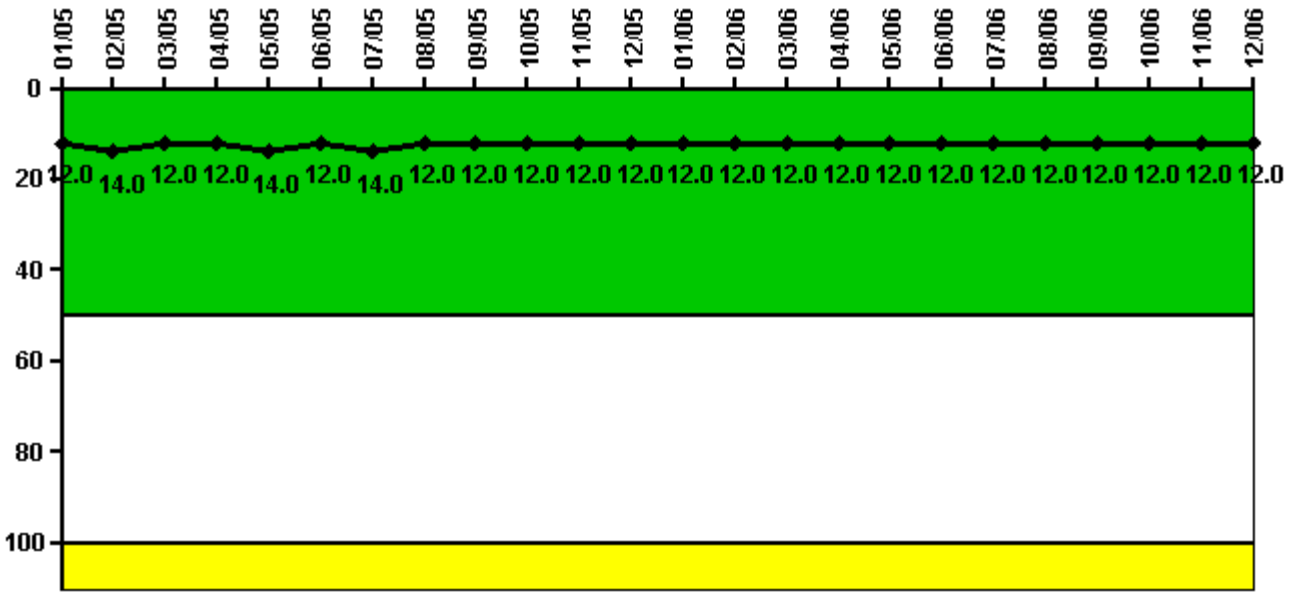
Notes

Reactor Coolant System Activity	1/05	2/05	3/05	4/05	5/05	6/05	7/05	8/05	9/05	10/05	11/05	12/05
Maximum activity	0.000010	0.000007	0.000018	0.000005	0.000008	0.000009	0.000007	0.000007	0.000006	0.000010	0.000009	0.000013
Technical specification limit	0.2	0.2	0.2	0.2	0.2	0.2	0.2	0.2	0.2	0.2	0.2	0.2
Indicator value	0	0	0	0	0	0	0	0	0	0	0	0

Reactor Coolant System Activity	1/06	2/06	3/06	4/06	5/06	6/06	7/06	8/06	9/06	10/06	11/06	12/06
Maximum activity	0.000015	0.000014	0.000016	0.000003	0.000005	0.000004	0.000007	0.000003	0.000006	0.000004	0.000006	0.000004
Technical specification limit	0.2	0.2	0.2	0.2	0.2	0.2	0.2	0.2	0.2	0.2	0.2	0.2
Indicator value	0	0	0	0	0	0	0	0	0	0	0	0

Licensee Comments: none

Reactor Coolant System Leakage



Thresholds: White > 50.0 Yellow > 100.0

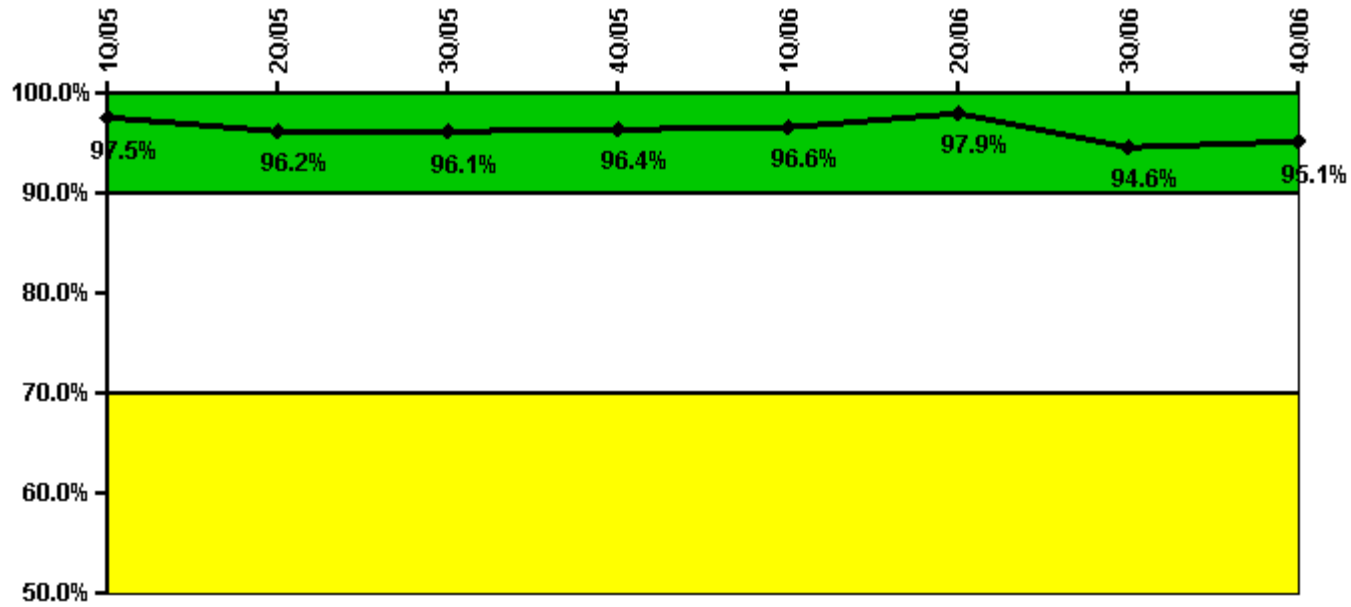
Notes

Reactor Coolant System Leakage	1/05	2/05	3/05	4/05	5/05	6/05	7/05	8/05	9/05	10/05	11/05	12/05
Maximum leakage	3.000	3.500	3.000	3.000	3.500	3.000	3.500	3.000	3.000	3.000	3.000	3.000
Technical specification limit	25.0	25.0	25.0	25.0	25.0	25.0	25.0	25.0	25.0	25.0	25.0	25.0
Indicator value	12.0	14.0	12.0	12.0	14.0	12.0	14.0	12.0	12.0	12.0	12.0	12.0

Reactor Coolant System Leakage	1/06	2/06	3/06	4/06	5/06	6/06	7/06	8/06	9/06	10/06	11/06	12/06
Maximum leakage	3.000	3.000	3.000	3.000	3.000	3.000	3.000	3.000	3.000	3.000	3.000	3.000
Technical specification limit	25.0	25.0	25.0	25.0	25.0	25.0	25.0	25.0	25.0	25.0	25.0	25.0
Indicator value	12.0	12.0	12.0	12.0	12.0	12.0	12.0	12.0	12.0	12.0	12.0	12.0

Licensee Comments: none

Drill/Exercise Performance



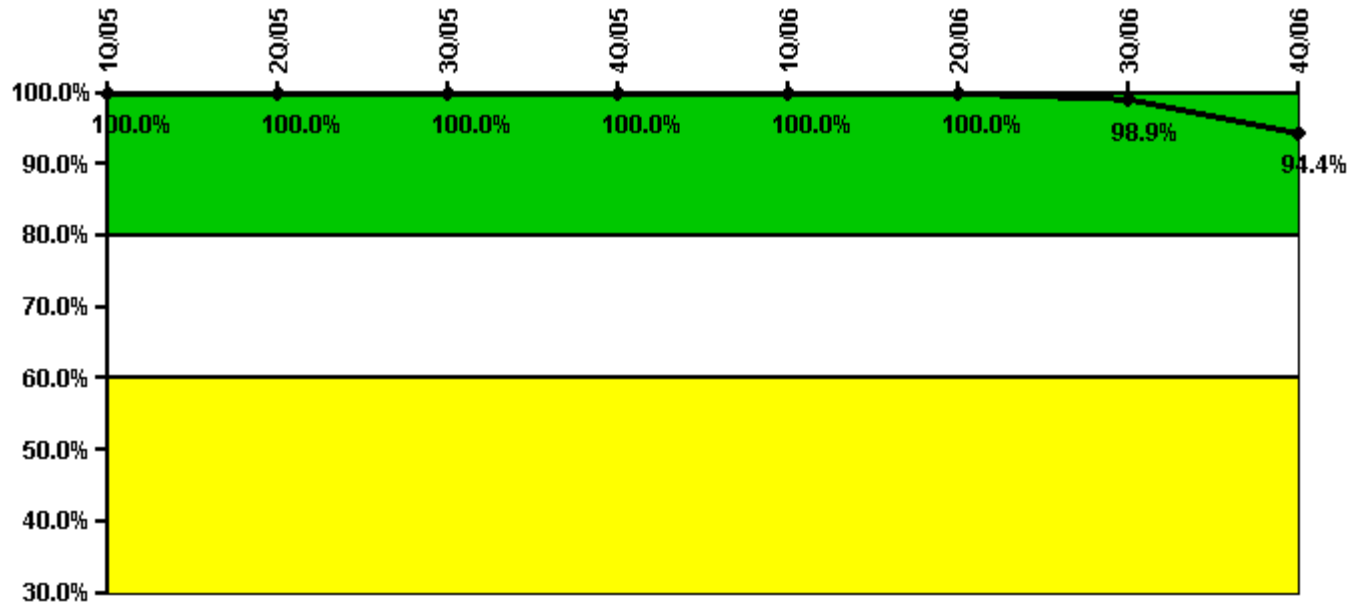
Thresholds: White < 90.0% Yellow < 70.0%

Notes

Drill/Exercise Performance	1Q/05	2Q/05	3Q/05	4Q/05	1Q/06	2Q/06	3Q/06	4Q/06
Successful opportunities	6.0	8.0	29.0	8.0	21.0	20.0	129.0	109.0
Total opportunities	6.0	10.0	30.0	8.0	22.0	20.0	138.0	113.0
Indicator value	97.5%	96.2%	96.1%	96.4%	96.6%	97.9%	94.6%	95.1%

Licensee Comments: none

ERO Drill Participation



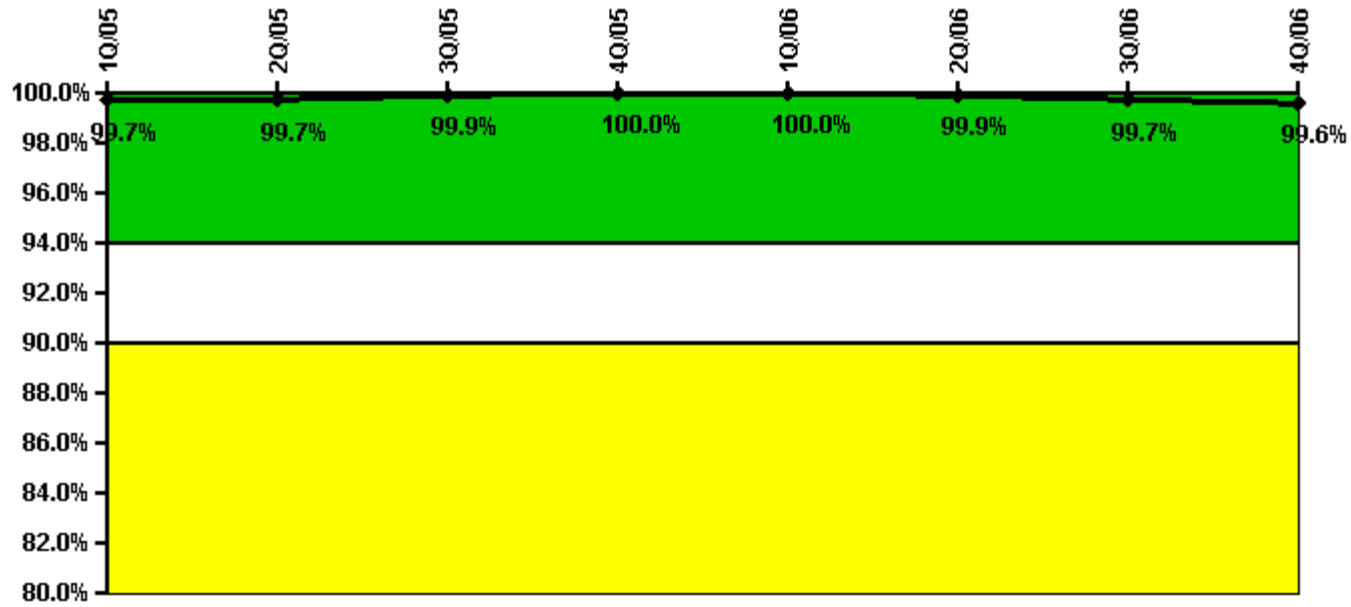
Thresholds: White < 80.0% Yellow < 60.0%

Notes

ERO Drill Participation	1Q/05	2Q/05	3Q/05	4Q/05	1Q/06	2Q/06	3Q/06	4Q/06
Participating Key personnel	98.0	95.0	96.0	95.0	89.0	99.0	93.0	84.0
Total Key personnel	98.0	95.0	96.0	95.0	89.0	99.0	94.0	89.0
Indicator value	100.0%	100.0%	100.0%	100.0%	100.0%	100.0%	98.9%	94.4%

Licensee Comments: none

Alert & Notification System



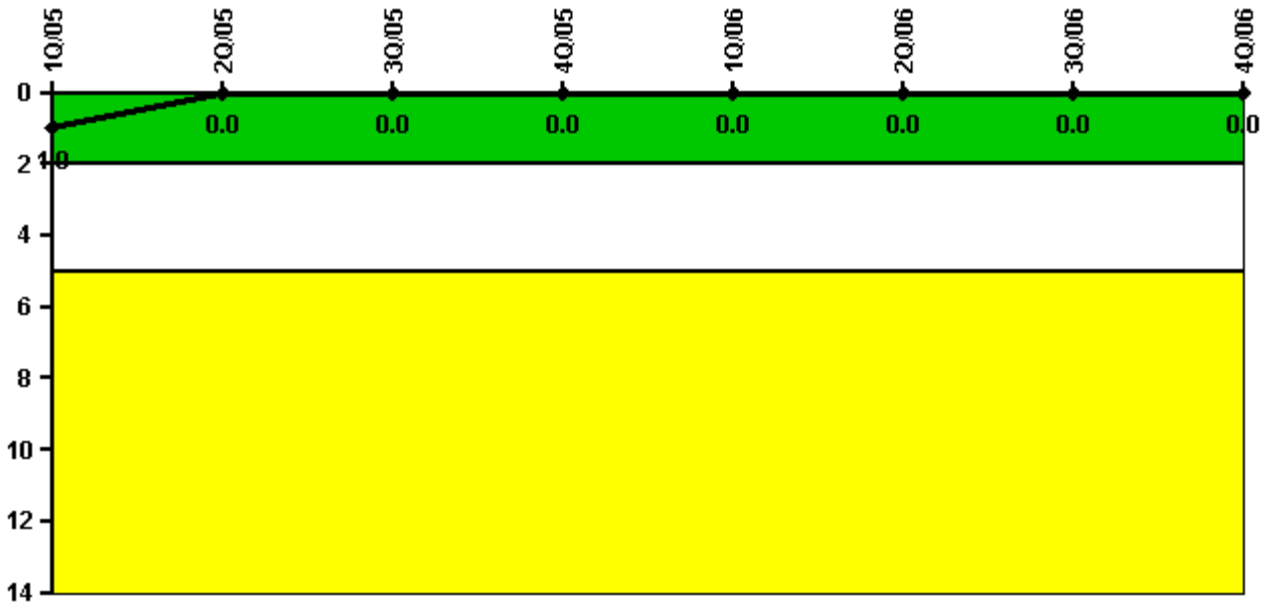
Thresholds: White < 94.0% Yellow < 90.0%

Notes

Alert & Notification System	1Q/05	2Q/05	3Q/05	4Q/05	1Q/06	2Q/06	3Q/06	4Q/06
Successful siren-tests	296	222	296	296	296	221	294	295
Total sirens-tests	296	222	296	296	296	222	296	296
Indicator value	99.7%	99.7%	99.9%	100.0%	100.0%	99.9%	99.7%	99.6%

Licensee Comments: none

Occupational Exposure Control Effectiveness



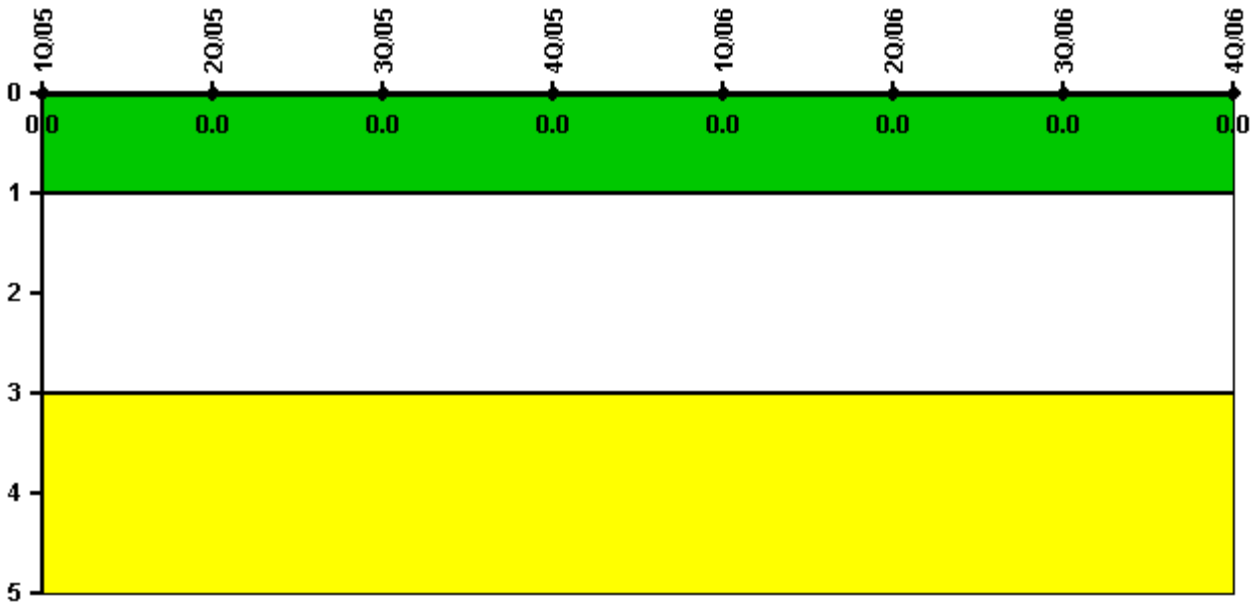
Thresholds: White > 2.0 Yellow > 5.0

Notes

Occupational Exposure Control Effectiveness	1Q/05	2Q/05	3Q/05	4Q/05	1Q/06	2Q/06	3Q/06	4Q/06
High radiation area occurrences	0	0	0	0	0	0	0	0
Very high radiation area occurrences	0	0	0	0	0	0	0	0
Unintended exposure occurrences	0	0	0	0	0	0	0	0
Indicator value	1	0	0	0	0	0	0	0

Licensee Comments: none

RETS/ODCM Radiological Effluent



Thresholds: White > 1.0 Yellow > 3.0

Notes

RETS/ODCM Radiological Effluent	1Q/05	2Q/05	3Q/05	4Q/05	1Q/06	2Q/06	3Q/06	4Q/06
RETS/ODCM occurrences	0	0	0	0	0	0	0	0
Indicator value	0	0	0	0	0	0	0	0

Licensee Comments: none

[Physical Protection](#) information not publicly available.