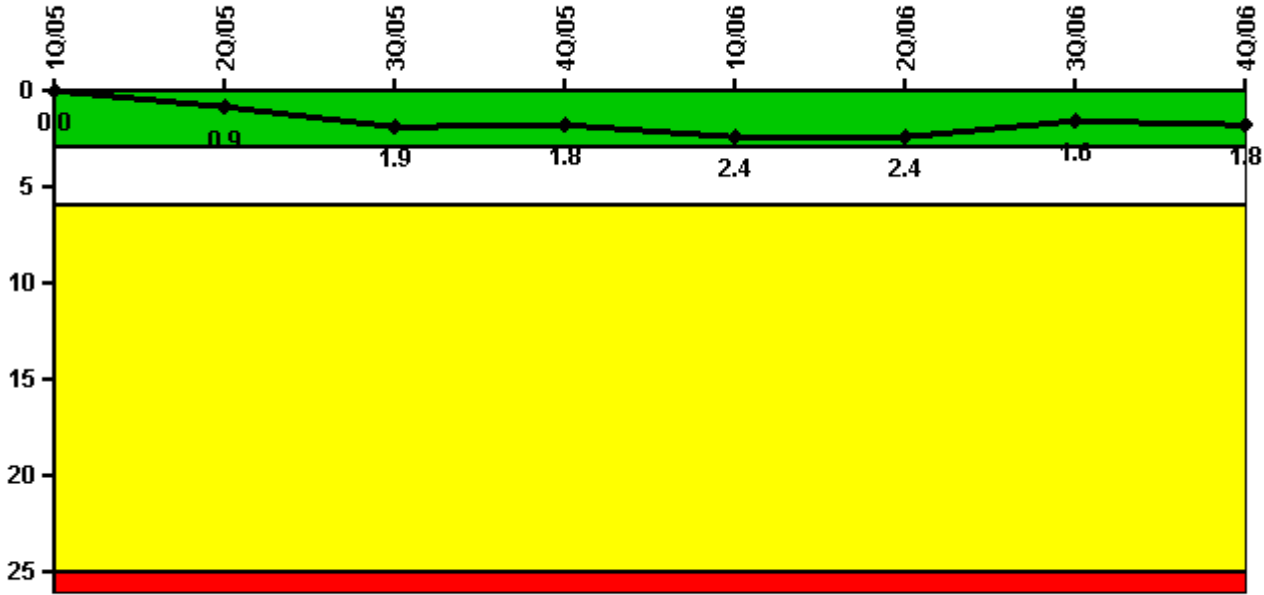


Cooper

4Q/2006 Performance Indicators

Licensee's General Comments: Outage RE23 during this period.

Unplanned Scrams per 7000 Critical Hrs



Thresholds: White > 3.0 Yellow > 6.0 Red > 25.0

Notes

Unplanned Scrams per 7000 Critical Hrs	1Q/05	2Q/05	3Q/05	4Q/05	1Q/06	2Q/06	3Q/06	4Q/06
Unplanned scrams	0	1.0	1.0	0	1.0	1.0	0	0
Critical hours	1354.8	2134.9	2134.2	2209.0	2113.4	2131.3	2208.0	1456.7
Indicator value	0	0.9	1.9	1.8	2.4	2.4	1.6	1.8

Licensee Comments: none

Scrams with Loss of Normal Heat Removal



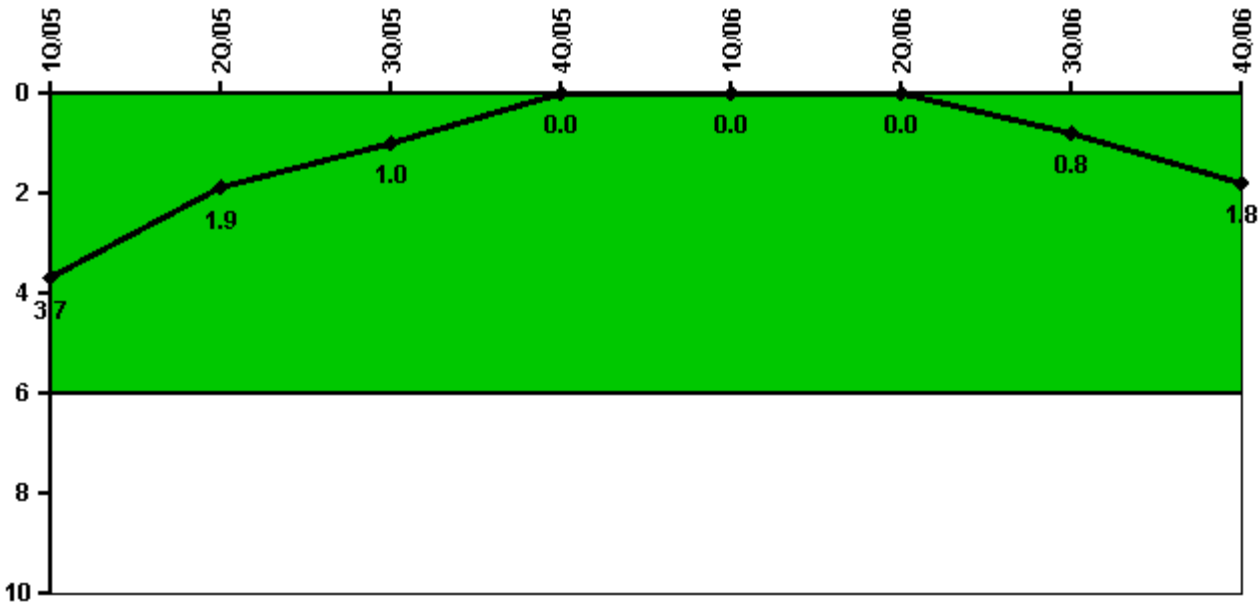
Thresholds: White > 2.0 Yellow > 10.0 Red > 20.0

Notes

Scrams with Loss of Normal Heat Removal	1Q/05	2Q/05	3Q/05	4Q/05	1Q/06	2Q/06	3Q/06	4Q/06
Scrams	0	0	0	0	0	0	0	0
Indicator value	0	0	0	0	0	0	0	0

Licensee Comments: none

Unplanned Power Changes per 7000 Critical Hrs



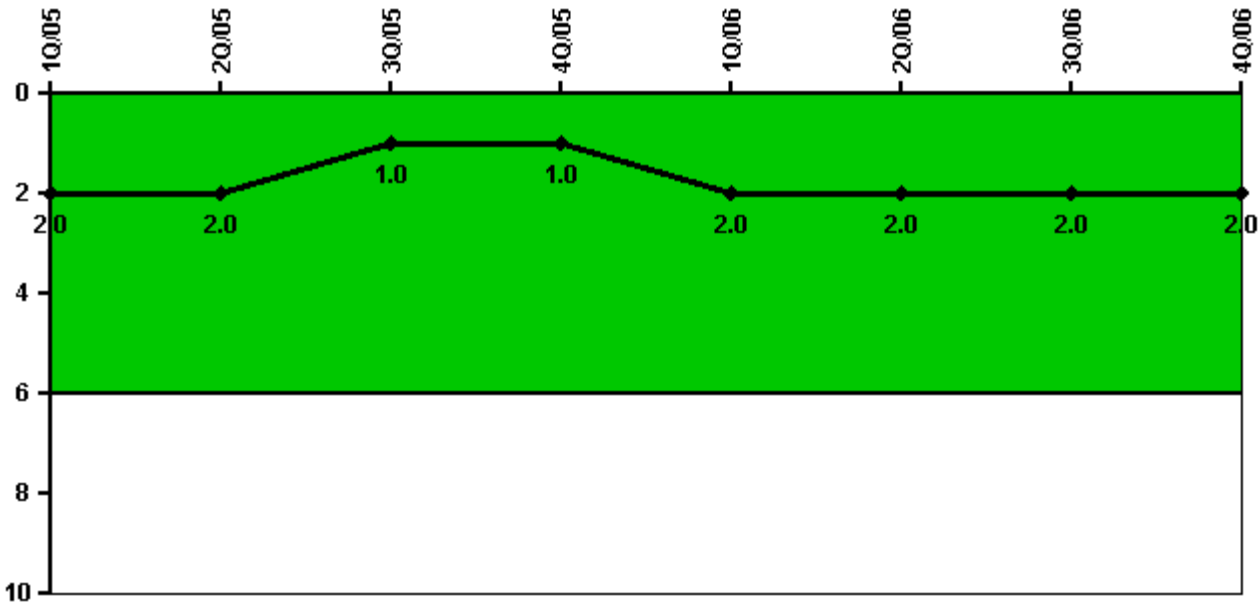
Thresholds: White > 6.0

Notes

Unplanned Power Changes per 7000 Critical Hrs	1Q/05	2Q/05	3Q/05	4Q/05	1Q/06	2Q/06	3Q/06	4Q/06
Unplanned power changes	0	0	0	0	0	0	1.0	1.0
Critical hours	1354.8	2134.9	2134.2	2209.0	2113.4	2131.3	2208.0	1456.7
Indicator value	3.7	1.9	1.0	0	0	0	0.8	1.8

Licensee Comments: none

Safety System Functional Failures (BWR)



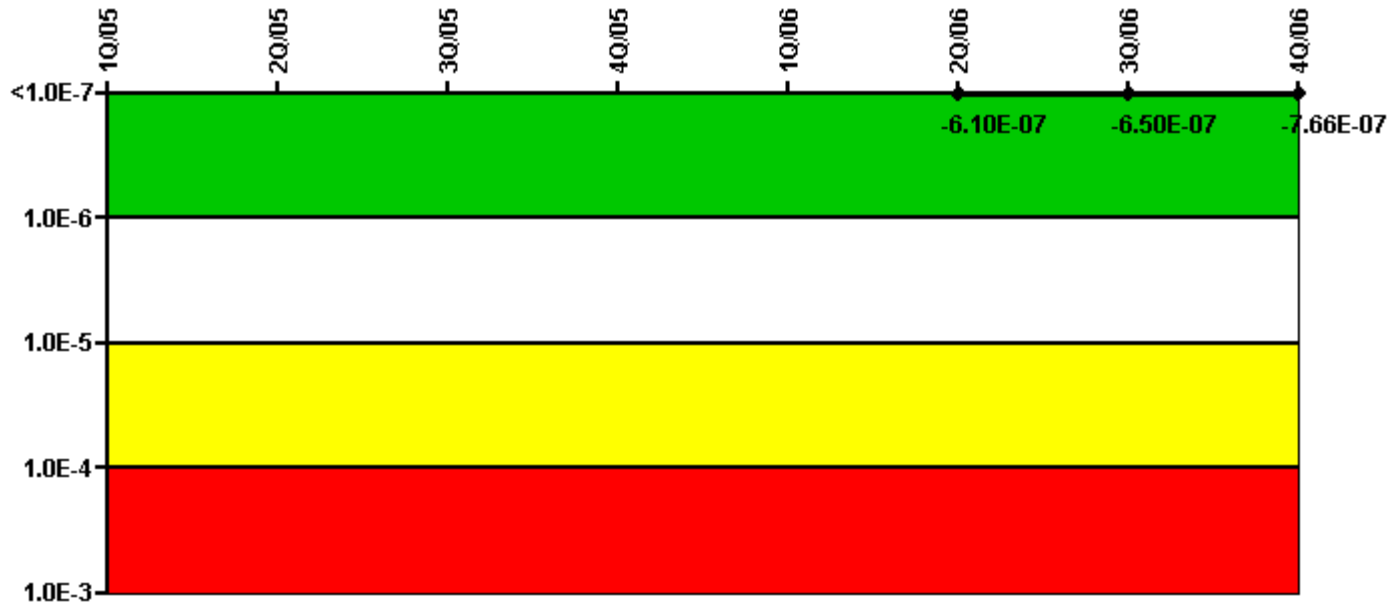
Thresholds: White > 6.0

Notes

Safety System Functional Failures (BWR)	1Q/05	2Q/05	3Q/05	4Q/05	1Q/06	2Q/06	3Q/06	4Q/06
Safety System Functional Failures	0	1	0	0	1	1	0	0
Indicator value	2	2	1	1	2	2	2	2

Licensee Comments: none

Mitigating Systems Performance Index, Emergency AC Power System



Thresholds: White > 1.00E-6 Yellow > 1.00E-5 Red > 1.00E-4

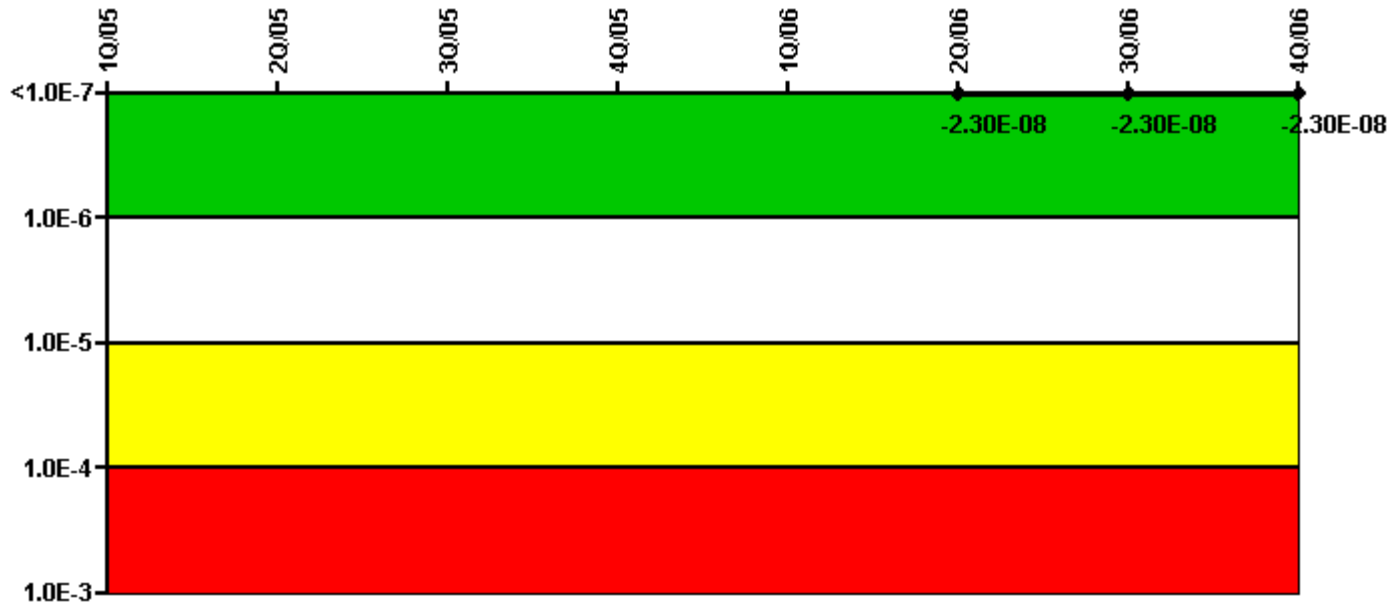
Notes

Mitigating Systems Performance Index, Emergency AC Power System	1Q/05	2Q/05	3Q/05	4Q/05	1Q/06	2Q/06	3Q/06	4Q/06
UAI (Δ CDF)						2.10E-07	1.30E-07	9.40E-08
URI (Δ CDF)						-8.20E-07	-7.80E-07	-8.60E-07
PLE						NO	NO	NO
Indicator value						-6.10E-07	-6.50E-07	-7.66E-07

Licensee Comments:

4Q/06: Risk Cap Invoked.

Mitigating Systems Performance Index, High Pressure Injection System



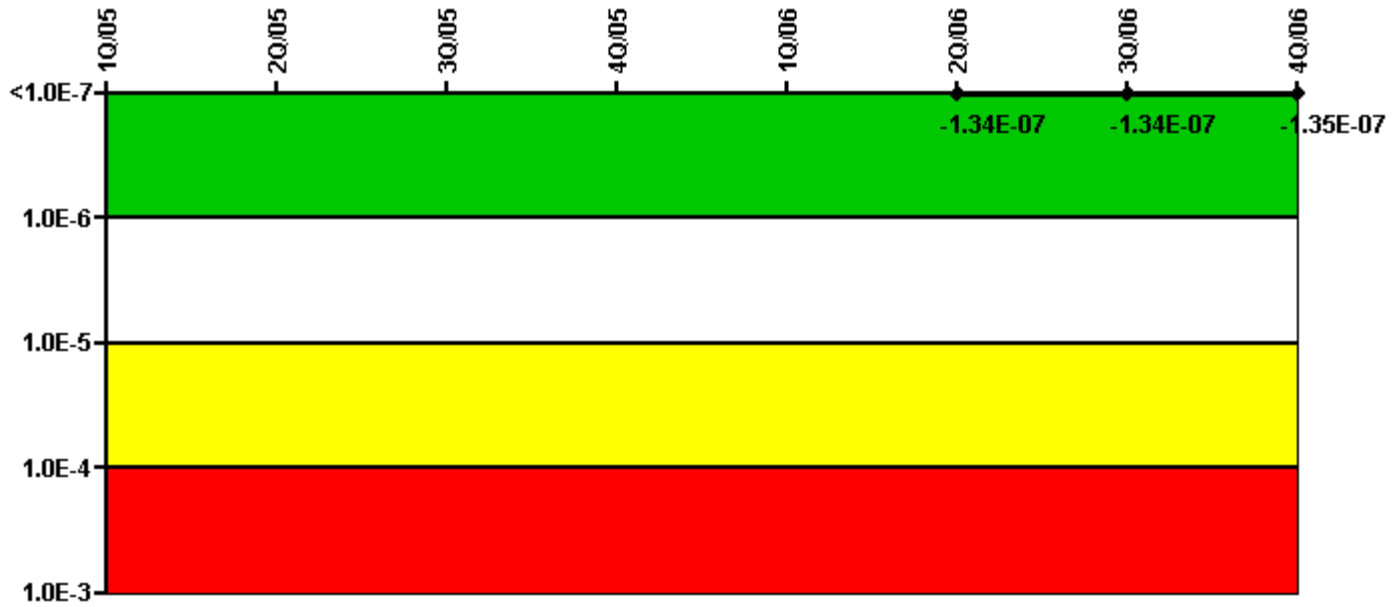
Thresholds: White > 1.00E-6 Yellow > 1.00E-5 Red > 1.00E-4

Notes

Mitigating Systems Performance Index, High Pressure Injection System	1Q/05	2Q/05	3Q/05	4Q/05	1Q/06	2Q/06	3Q/06	4Q/06
UAI (ΔCDF)						-1.00E-08	-1.00E-08	-1.00E-08
URI (ΔCDF)						-1.30E-08	-1.30E-08	-1.30E-08
PLE						NO	NO	NO
Indicator value						-2.30E-08	-2.30E-08	-2.30E-08

Licensee Comments: none

Mitigating Systems Performance Index, Heat Removal System



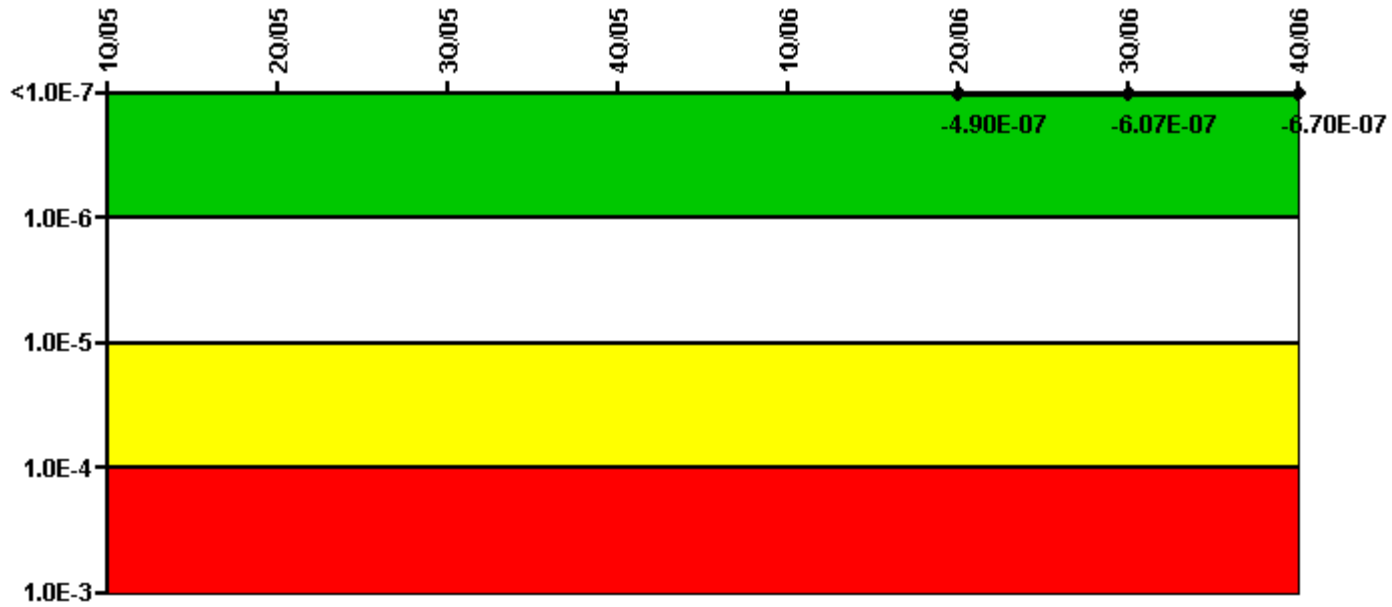
Thresholds: White > 1.00E-6 Yellow > 1.00E-5 Red > 1.00E-4

Notes

Mitigating Systems Performance Index, Heat Removal System	1Q/05	2Q/05	3Q/05	4Q/05	1Q/06	2Q/06	3Q/06	4Q/06
UAI (Δ CDF)						-3.80E-08	-3.80E-08	-4.30E-08
URI (Δ CDF)						-9.60E-08	-9.60E-08	-9.20E-08
PLE						NO	NO	NO
Indicator value						-1.34E-07	-1.34E-07	-1.35E-07

Licensee Comments: none

Mitigating Systems Performance Index, Residual Heat Removal System



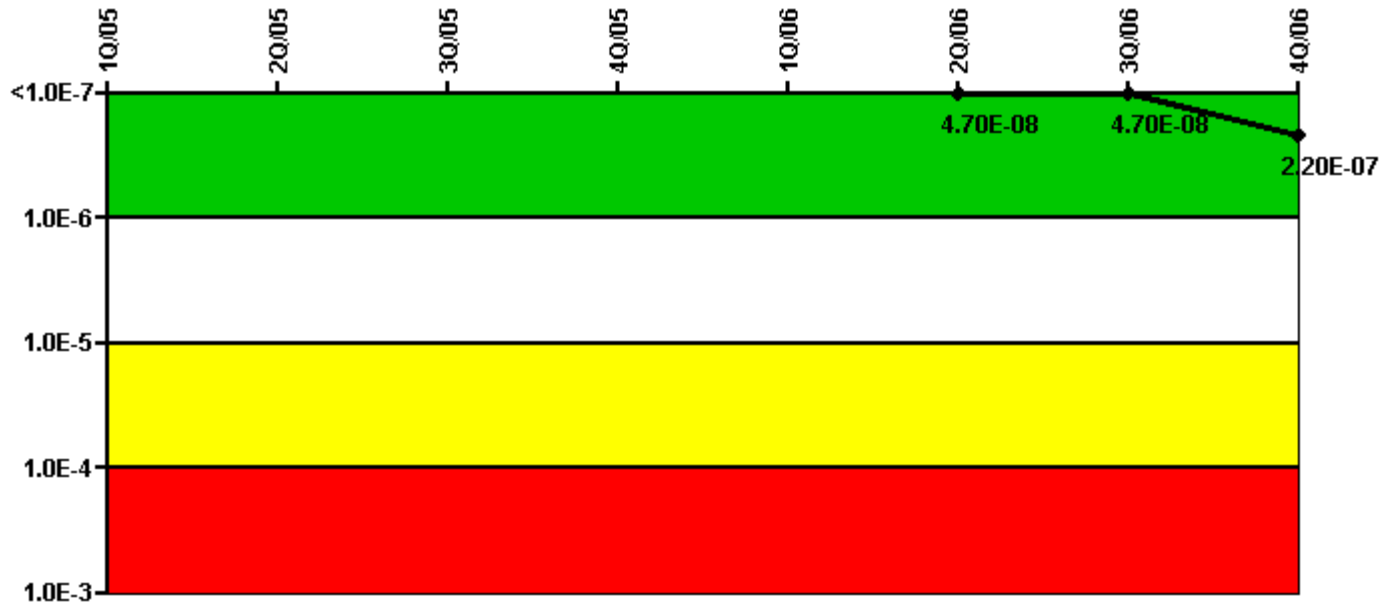
Thresholds: White > 1.00E-6 Yellow > 1.00E-5 Red > 1.00E-4

Notes

Mitigating Systems Performance Index, Residual Heat Removal System	1Q/05	2Q/05	3Q/05	4Q/05	1Q/06	2Q/06	3Q/06	4Q/06
UAI (Δ CDF)						5.00E-08	-7.70E-08	-1.20E-07
URI (Δ CDF)						-5.40E-07	-5.30E-07	-5.50E-07
PLE						NO	NO	NO
Indicator value						-4.90E-07	-6.07E-07	-6.70E-07

Licensee Comments: none

Mitigating Systems Performance Index, Cooling Water Systems



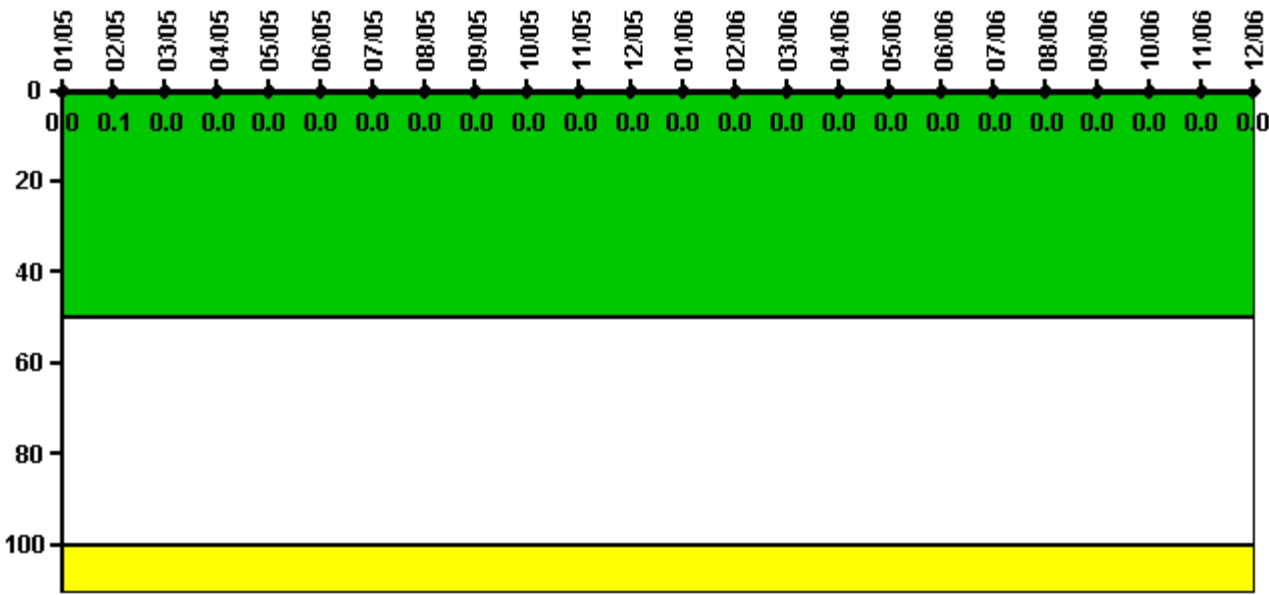
Thresholds: White > 1.00E-6 Yellow > 1.00E-5 Red > 1.00E-4

Notes

Mitigating Systems Performance Index, Cooling Water Systems	1Q/05	2Q/05	3Q/05	4Q/05	1Q/06	2Q/06	3Q/06	4Q/06
UAI (ΔCDF)						1.10E-07	1.10E-07	1.10E-07
URI (ΔCDF)						-6.30E-08	-6.30E-08	1.10E-07
PLE						NO	NO	NO
Indicator value						4.70E-08	4.70E-08	2.20E-07

Licensee Comments: none

Reactor Coolant System Activity



Thresholds: White > 50.0 Yellow > 100.0

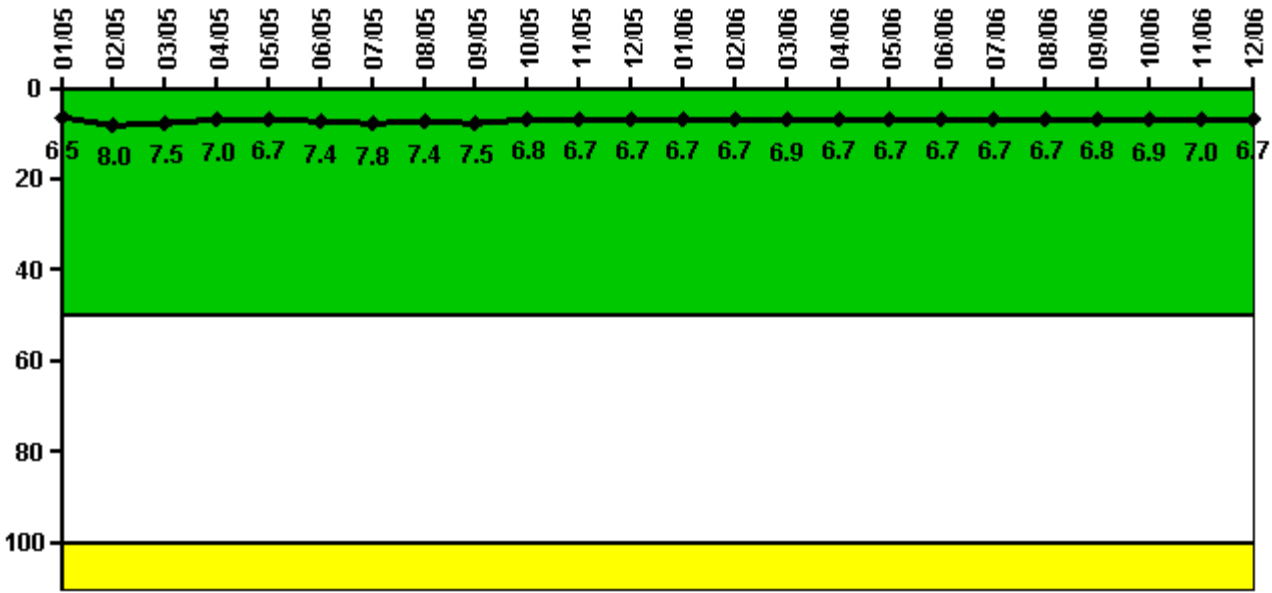
Notes

Reactor Coolant System Activity	1/05	2/05	3/05	4/05	5/05	6/05	7/05	8/05	9/05	10/05	11/05	12/05
Maximum activity	0.000024	0.000268	0.000042	0.000035	0.000021	0.000034	0.000030	0.000024	0.000074	0.000066	0.000022	0.000021
Technical specification limit	0.2	0.2	0.2	0.2	0.2	0.2	0.2	0.2	0.2	0.2	0.2	0.2
Indicator value	0	0.1	0	0	0	0	0	0	0	0	0	0

Reactor Coolant System Activity	1/06	2/06	3/06	4/06	5/06	6/06	7/06	8/06	9/06	10/06	11/06	12/06
Maximum activity	0.000022	0.000027	0.000021	0.000019	0.000020	0.000020	0.000021	0.000025	0.000020	0.000020	0.000026	0.000030
Technical specification limit	0.2	0.2	0.2	0.2	0.2	0.2	0.2	0.2	0.2	0.2	0.2	0.2
Indicator value	0	0	0	0	0	0	0	0	0	0	0	0

Licensee Comments: none

Reactor Coolant System Leakage



Thresholds: White > 50.0 Yellow > 100.0

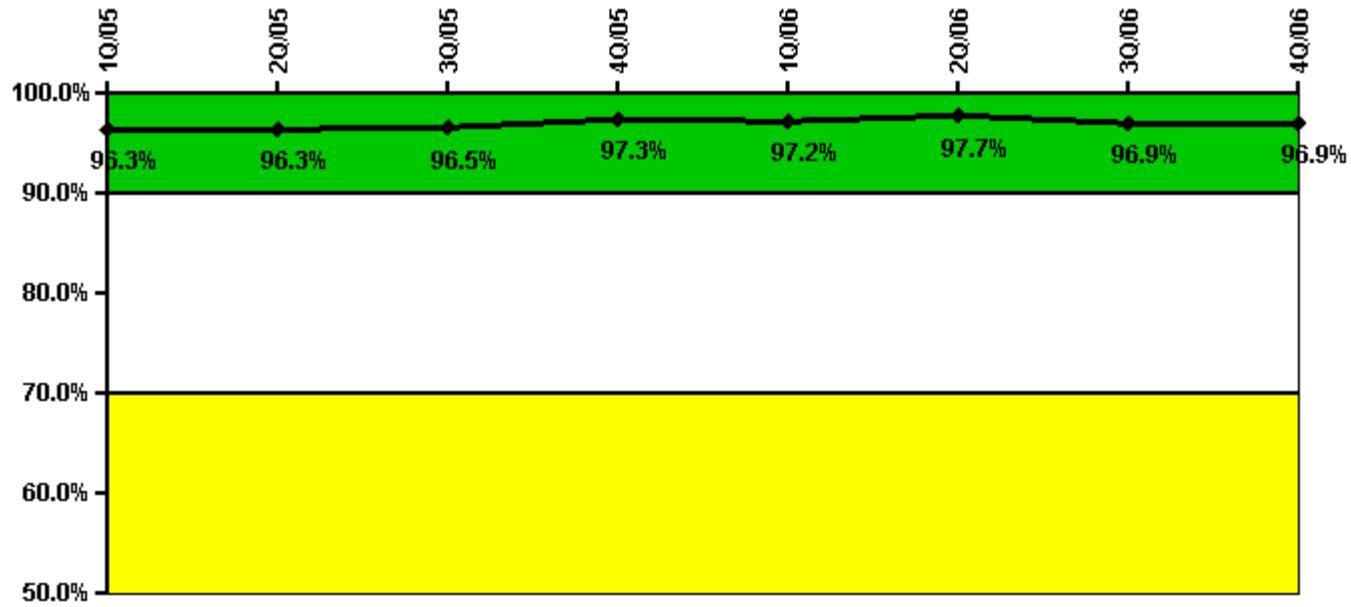
Notes

Reactor Coolant System Leakage	1/05	2/05	3/05	4/05	5/05	6/05	7/05	8/05	9/05	10/05	11/05	12/05
Maximum leakage	1.960	2.410	2.240	2.110	2.024	2.234	2.338	2.233	2.253	2.040	2.019	2.006
Technical specification limit	30.0	30.0	30.0	30.0	30.0	30.0	30.0	30.0	30.0	30.0	30.0	30.0
Indicator value	6.5	8.0	7.5	7.0	6.7	7.4	7.8	7.4	7.5	6.8	6.7	6.7

Reactor Coolant System Leakage	1/06	2/06	3/06	4/06	5/06	6/06	7/06	8/06	9/06	10/06	11/06	12/06
Maximum leakage	2.008	2.008	2.076	2.016	2.009	2.020	2.013	2.020	2.050	2.060	2.110	2.021
Technical specification limit	30.0	30.0	30.0	30.0	30.0	30.0	30.0	30.0	30.0	30.0	30.0	30.0
Indicator value	6.7	6.7	6.9	6.7	6.7	6.7	6.7	6.7	6.8	6.9	7.0	6.7

Licensee Comments: none

Drill/Exercise Performance



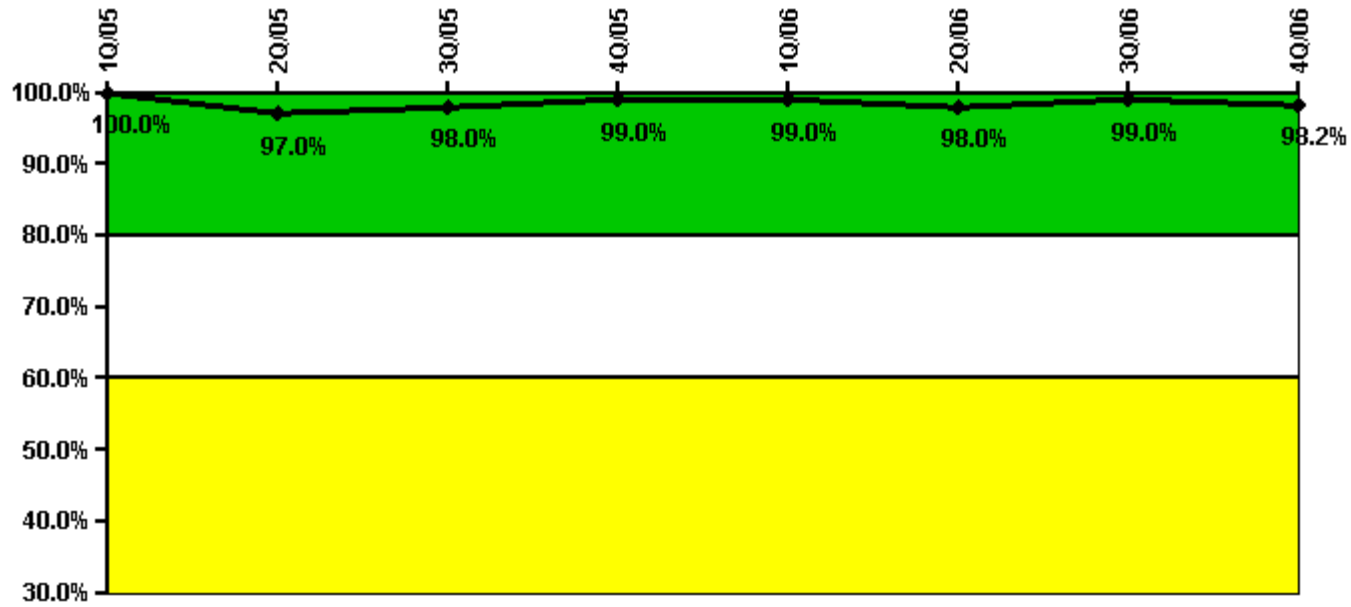
Thresholds: White < 90.0% Yellow < 70.0%

Notes

Drill/Exercise Performance	1Q/05	2Q/05	3Q/05	4Q/05	1Q/06	2Q/06	3Q/06	4Q/06
Successful opportunities	39.0	30.0	58.0	40.0	10.0	20.0	29.0	23.0
Total opportunities	42.0	31.0	59.0	41.0	10.0	20.0	31.0	23.0
Indicator value	96.3%	96.3%	96.5%	97.3%	97.2%	97.7%	96.9%	96.9%

Licensee Comments: none

ERO Drill Participation



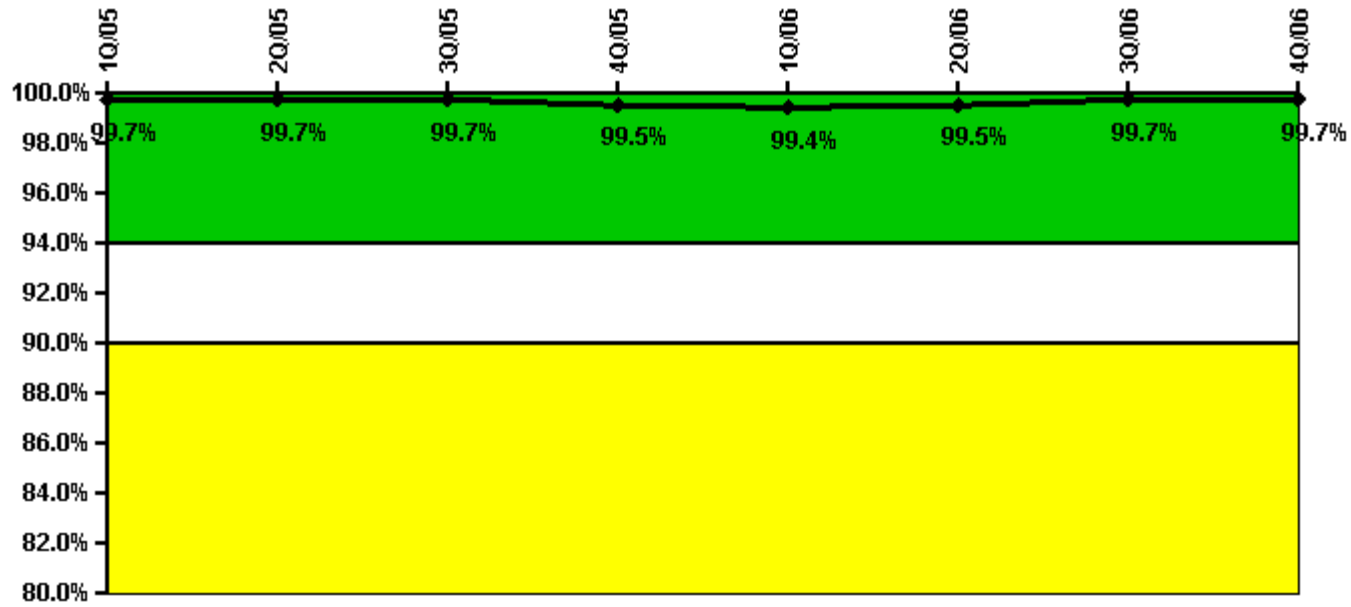
Thresholds: White < 80.0% Yellow < 60.0%

Notes

ERO Drill Participation	1Q/05	2Q/05	3Q/05	4Q/05	1Q/06	2Q/06	3Q/06	4Q/06
Participating Key personnel	89.0	98.0	96.0	98.0	100.0	96.0	97.0	109.0
Total Key personnel	89.0	101.0	98.0	99.0	101.0	98.0	98.0	111.0
Indicator value	100.0%	97.0%	98.0%	99.0%	99.0%	98.0%	99.0%	98.2%

Licensee Comments: none

Alert & Notification System



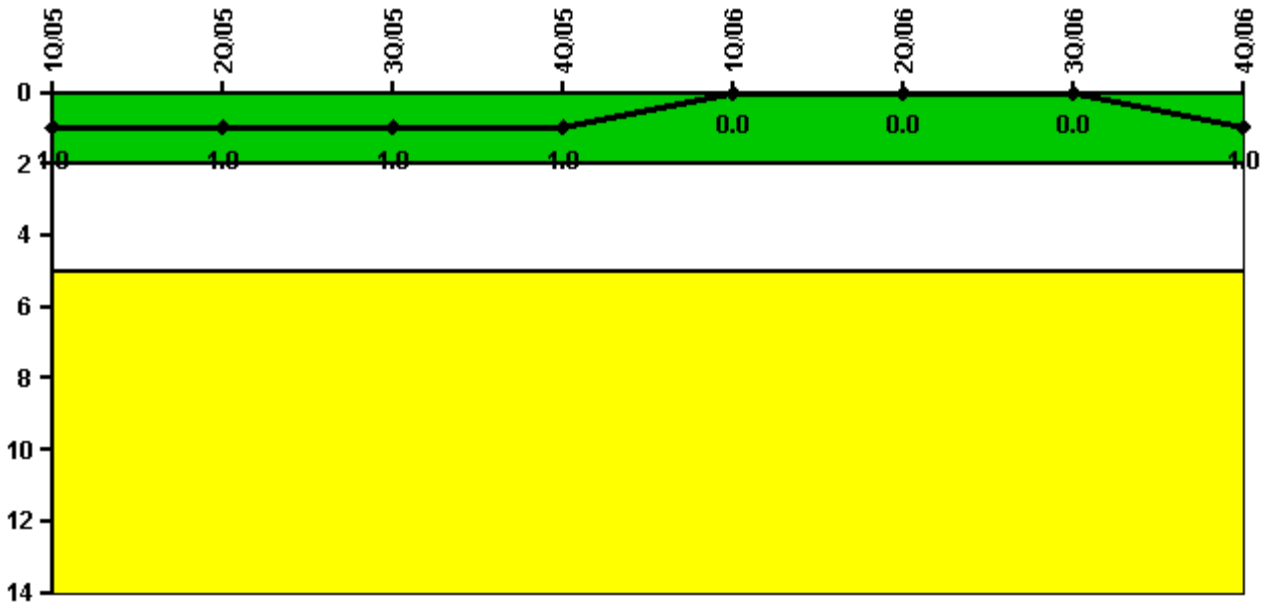
Thresholds: White < 94.0% Yellow < 90.0%

Notes

Alert & Notification System	1Q/05	2Q/05	3Q/05	4Q/05	1Q/06	2Q/06	3Q/06	4Q/06
Successful siren-tests	288	287	286	309	287	288	288	309
Total sirens-tests	288	288	288	312	288	288	288	312
Indicator value	99.7%	99.7%	99.7%	99.5%	99.4%	99.5%	99.7%	99.7%

Licensee Comments: none

Occupational Exposure Control Effectiveness



Thresholds: White > 2.0 Yellow > 5.0

Notes

Occupational Exposure Control Effectiveness	1Q/05	2Q/05	3Q/05	4Q/05	1Q/06	2Q/06	3Q/06	4Q/06
High radiation area occurrences	1	0	0	0	0	0	0	1
Very high radiation area occurrences	0	0	0	0	0	0	0	0
Unintended exposure occurrences	0	0	0	0	0	0	0	0
Indicator value	1	1	1	1	0	0	0	1

Licensee Comments: none

RETS/ODCM Radiological Effluent



Thresholds: White > 1.0 Yellow > 3.0

Notes

RETS/ODCM Radiological Effluent	1Q/05	2Q/05	3Q/05	4Q/05	1Q/06	2Q/06	3Q/06	4Q/06
RETS/ODCM occurrences	0	0	0	0	0	0	0	0
Indicator value	0	0	0	0	0	0	0	0

Licensee Comments: none

[Physical Protection](#) information not publicly available.