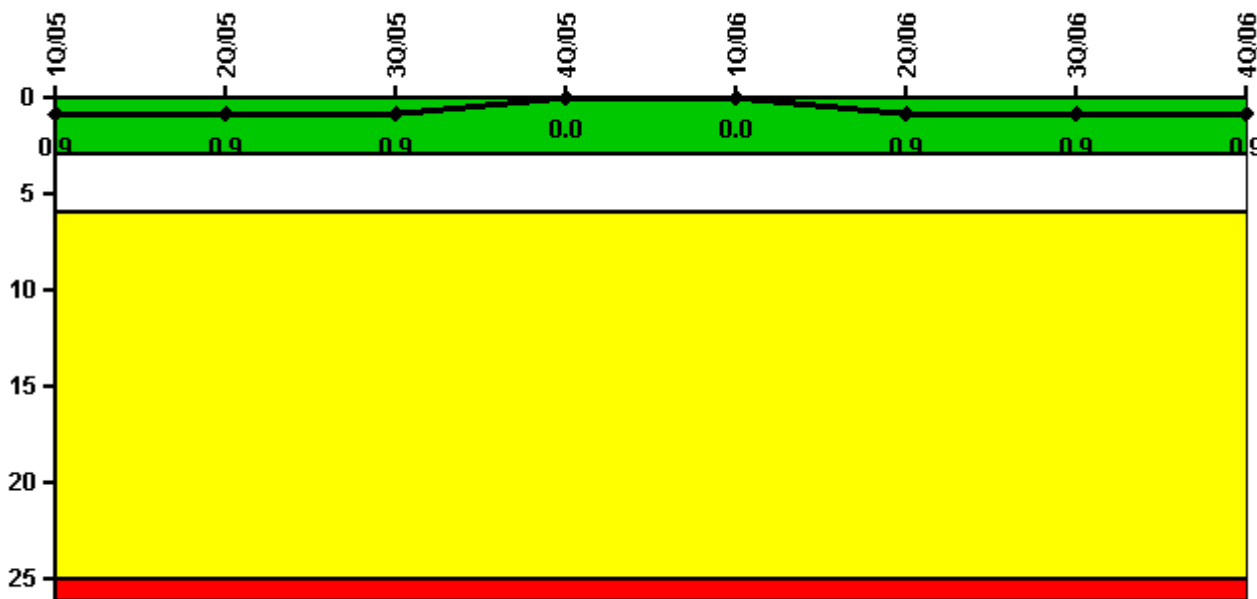


Catawba 2

4Q/2006 Performance Indicators

Licensee's General Comments: none

Unplanned Scrams per 7000 Critical Hrs



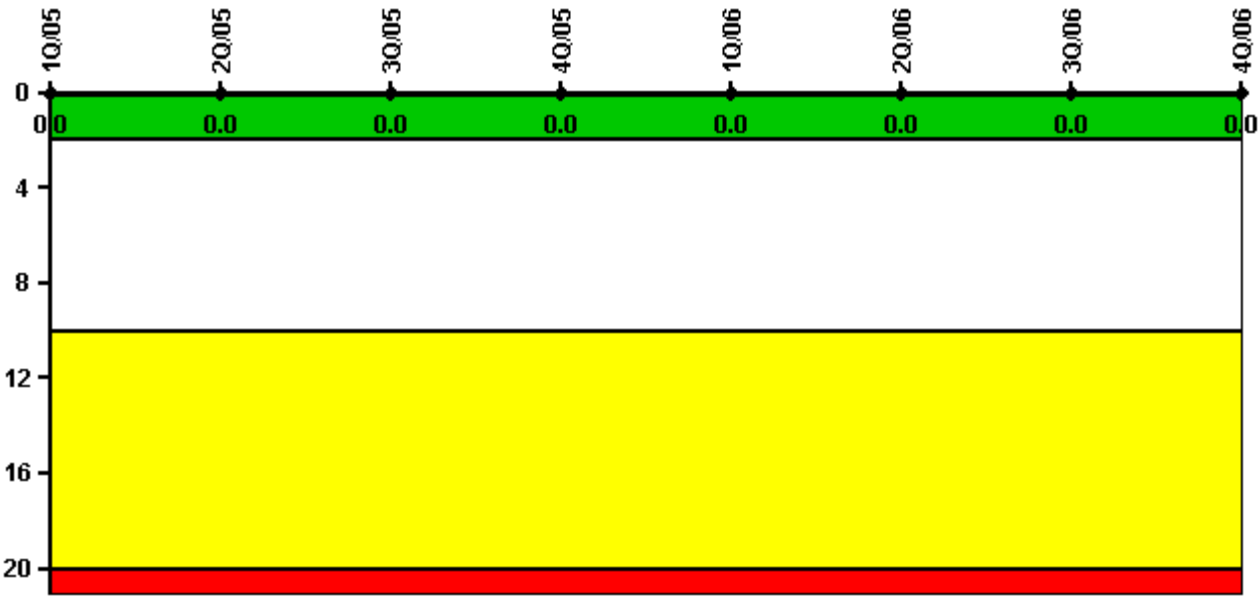
Thresholds: White > 3.0 Yellow > 6.0 Red > 25.0

Notes

Unplanned Scrams per 7000 Critical Hrs	1Q/05	2Q/05	3Q/05	4Q/05	1Q/06	2Q/06	3Q/06	4Q/06
Unplanned scrams	0	0	0	0	0	1.0	0	0
Critical hours	2160.0	2183.0	2208.0	2209.0	1829.3	1504.7	2208.0	2209.0
Indicator value	0.9	0.9	0.9	0	0	0.9	0.9	0.9

Licensee Comments: none

Scrams with Loss of Normal Heat Removal



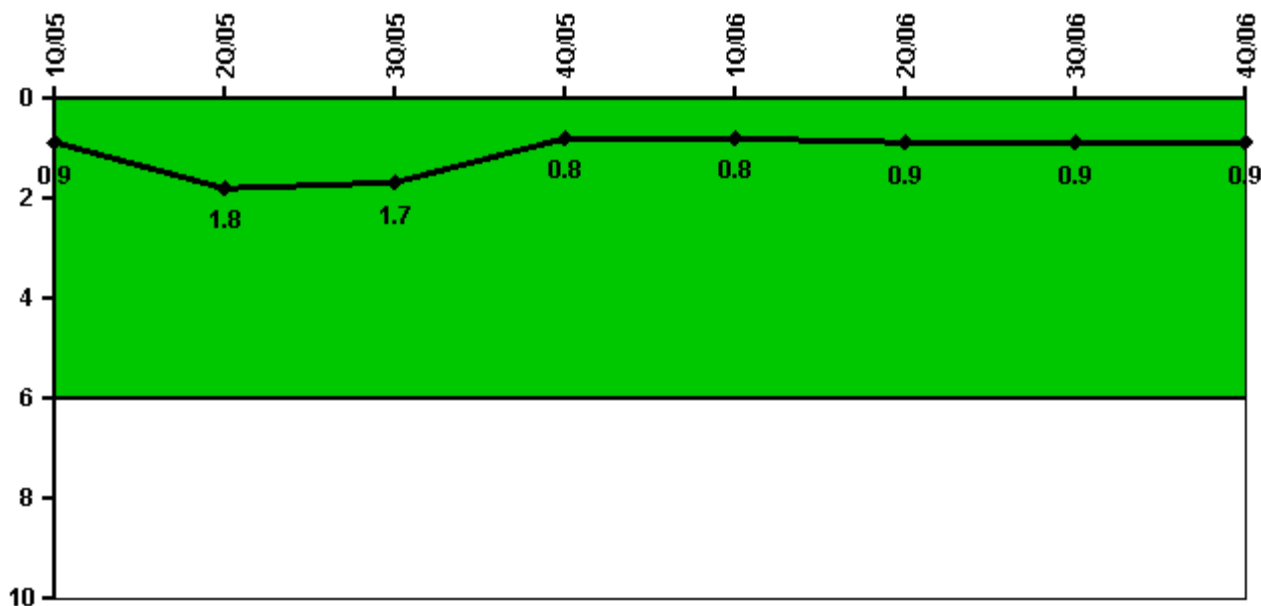
Thresholds: White > 2.0 Yellow > 10.0 Red > 20.0

Notes

Scrams with Loss of Normal Heat Removal	1Q/05	2Q/05	3Q/05	4Q/05	1Q/06	2Q/06	3Q/06	4Q/06
Scrams	0	0	0	0	0	0	0	0
Indicator value	0	0	0	0	0	0	0	0

Licensee Comments: none

Unplanned Power Changes per 7000 Critical Hrs



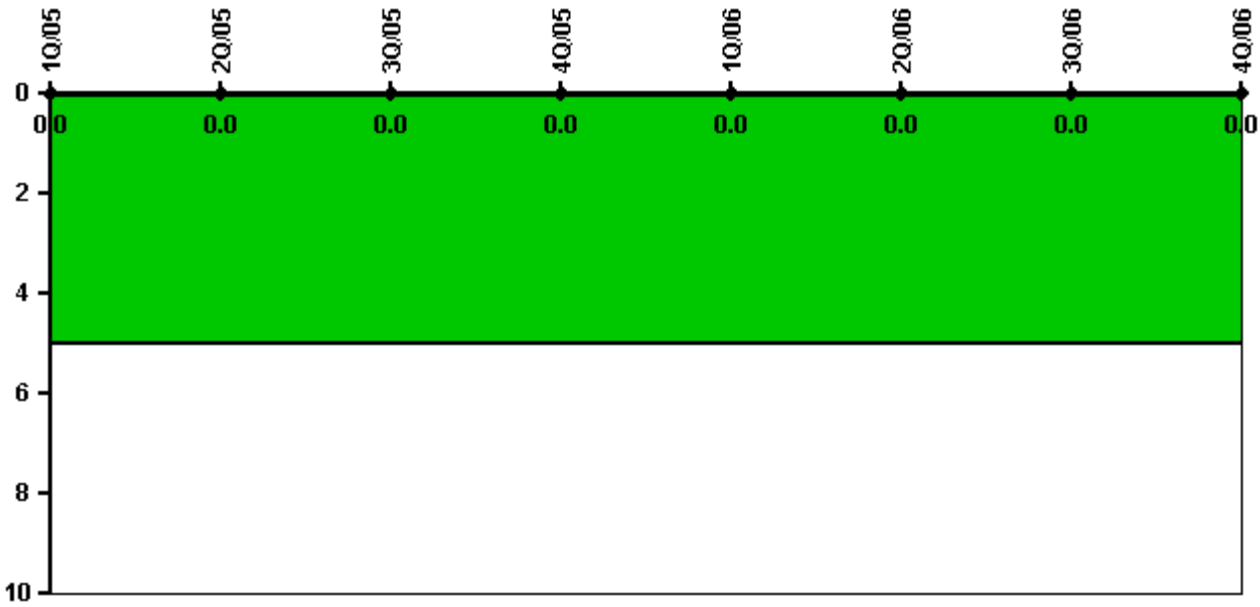
Thresholds: White > 6.0

Notes

Unplanned Power Changes per 7000 Critical Hrs	1Q/05	2Q/05	3Q/05	4Q/05	1Q/06	2Q/06	3Q/06	4Q/06
Unplanned power changes	0	1.0	0	0	0	1.0	0	0
Critical hours	2160.0	2183.0	2208.0	2209.0	1829.3	1504.7	2208.0	2209.0
Indicator value	0.9	1.8	1.7	0.8	0.8	0.9	0.9	0.9

Licensee Comments: none

Safety System Functional Failures (PWR)



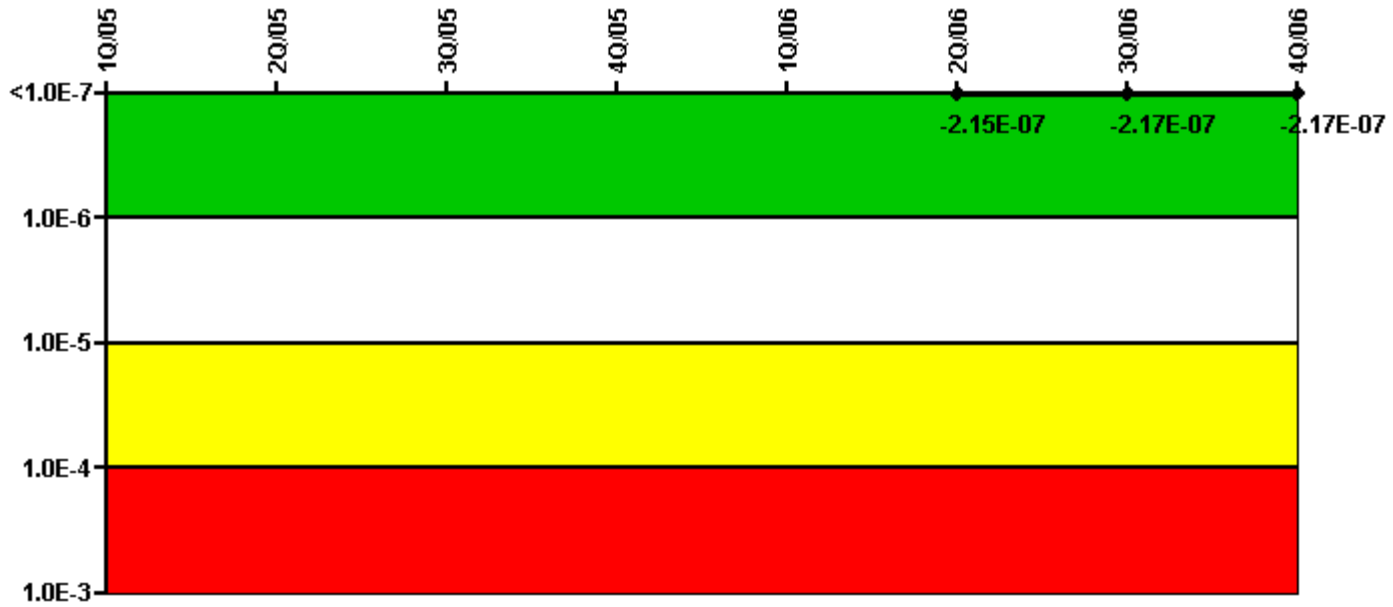
Thresholds: White > 5.0

Notes

Safety System Functional Failures (PWR)	1Q/05	2Q/05	3Q/05	4Q/05	1Q/06	2Q/06	3Q/06	4Q/06
Safety System Functional Failures	0	0	0	0	0	0	0	0
Indicator value	0	0	0	0	0	0	0	0

Licensee Comments: none

Mitigating Systems Performance Index, Emergency AC Power System



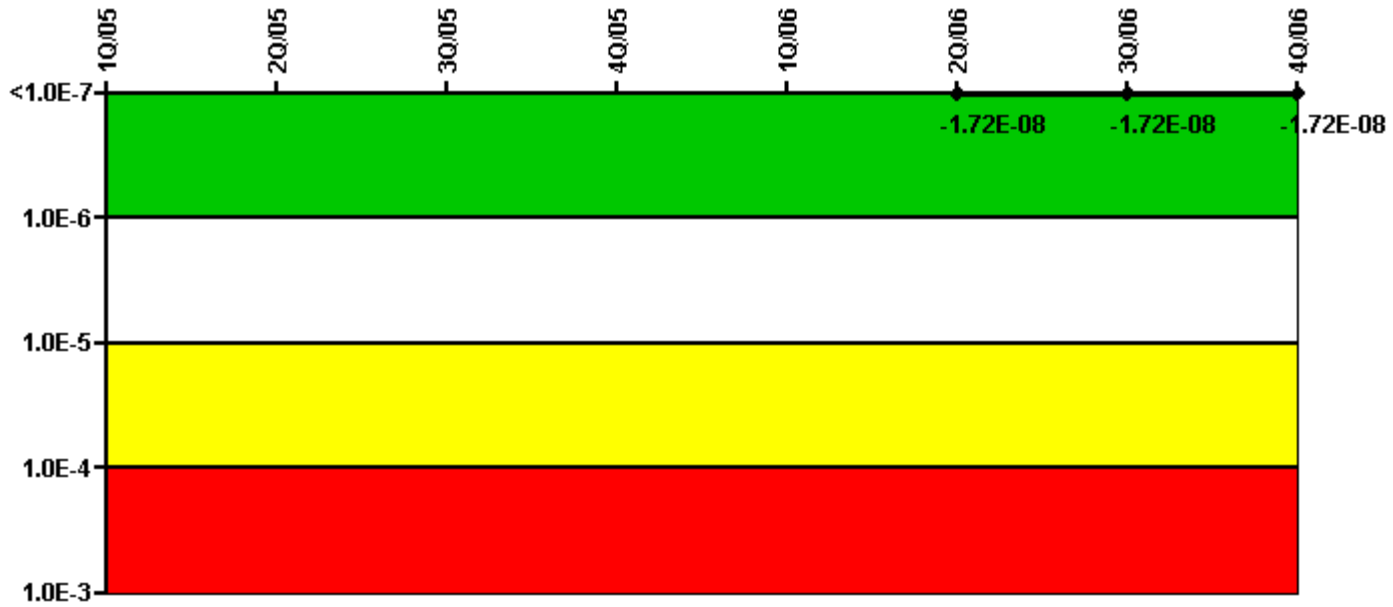
Thresholds: White > 1.00E-6 Yellow > 1.00E-5 Red > 1.00E-4

Notes

Mitigating Systems Performance Index, Emergency AC Power System	1Q/05	2Q/05	3Q/05	4Q/05	1Q/06	2Q/06	3Q/06	4Q/06
UAI (Δ CDF)						-1.50E-08	-1.70E-08	-1.70E-08
URI (Δ CDF)						-2.00E-07	-2.00E-07	-2.00E-07
PLE						NO	NO	NO
Indicator value						-2.15E-07	-2.17E-07	-2.17E-07

Licensee Comments: none

Mitigating Systems Performance Index, High Pressure Injection System



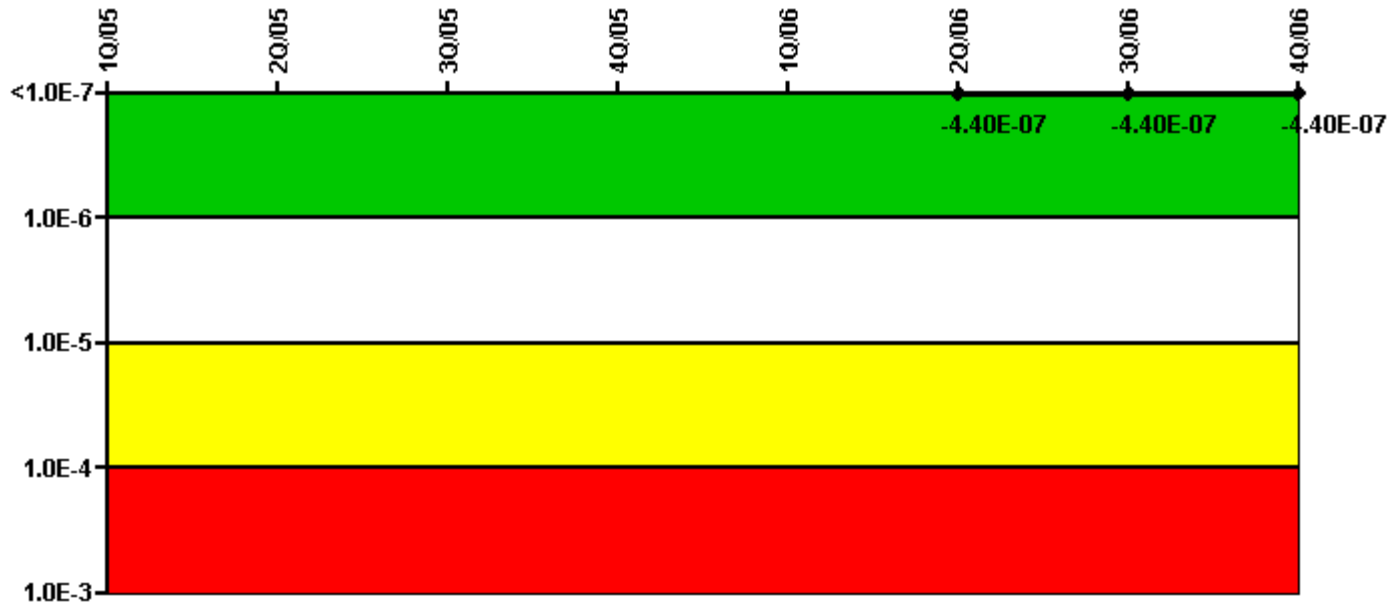
Thresholds: White > 1.00E-6 Yellow > 1.00E-5 Red > 1.00E-4

Notes

Mitigating Systems Performance Index, High Pressure Injection System	1Q/05	2Q/05	3Q/05	4Q/05	1Q/06	2Q/06	3Q/06	4Q/06
UAI (ΔCDF)						-4.20E-09	-4.20E-09	-4.20E-09
URI (ΔCDF)						-1.30E-08	-1.30E-08	-1.30E-08
PLE						NO	NO	NO
Indicator value						-1.72E-08	-1.72E-08	-1.72E-08

Licensee Comments: none

Mitigating Systems Performance Index, Heat Removal System



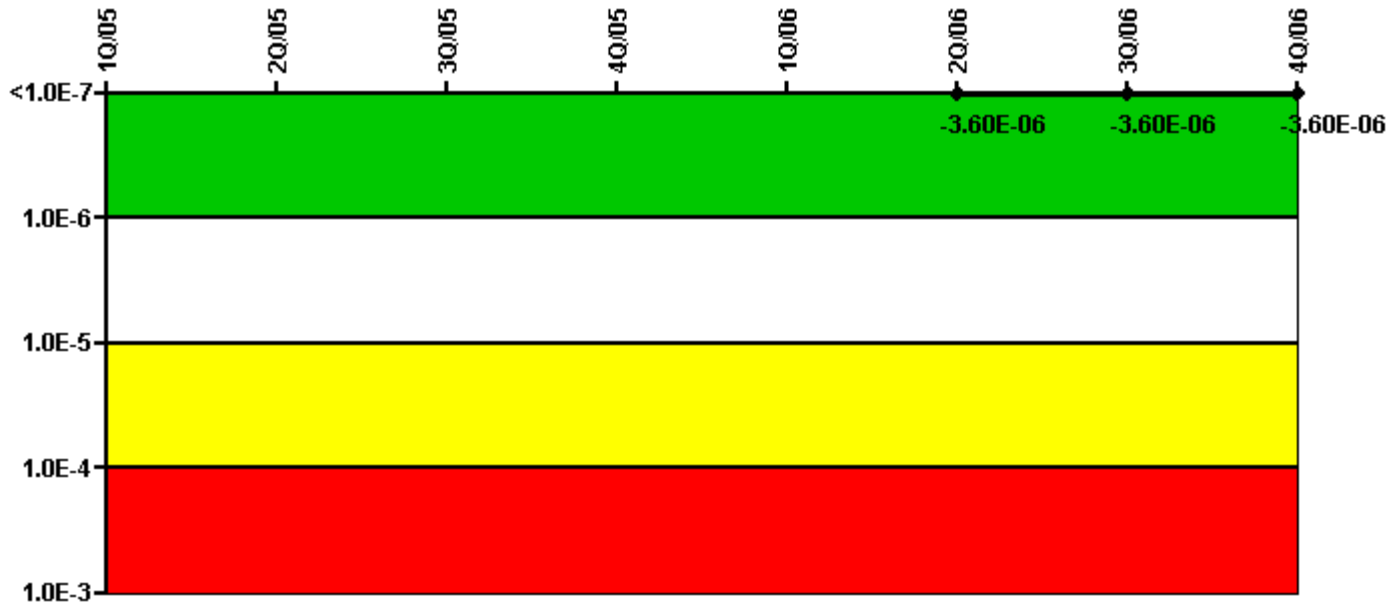
Thresholds: White > 1.00E-6 Yellow > 1.00E-5 Red > 1.00E-4

Notes

Mitigating Systems Performance Index, Heat Removal System	1Q/05	2Q/05	3Q/05	4Q/05	1Q/06	2Q/06	3Q/06	4Q/06
UAI (Δ CDF)						-1.20E-07	-1.20E-07	-1.20E-07
URI (Δ CDF)						-3.20E-07	-3.20E-07	-3.20E-07
PLE						NO	NO	NO
Indicator value						-4.40E-07	-4.40E-07	-4.40E-07

Licensee Comments: none

Mitigating Systems Performance Index, Residual Heat Removal System



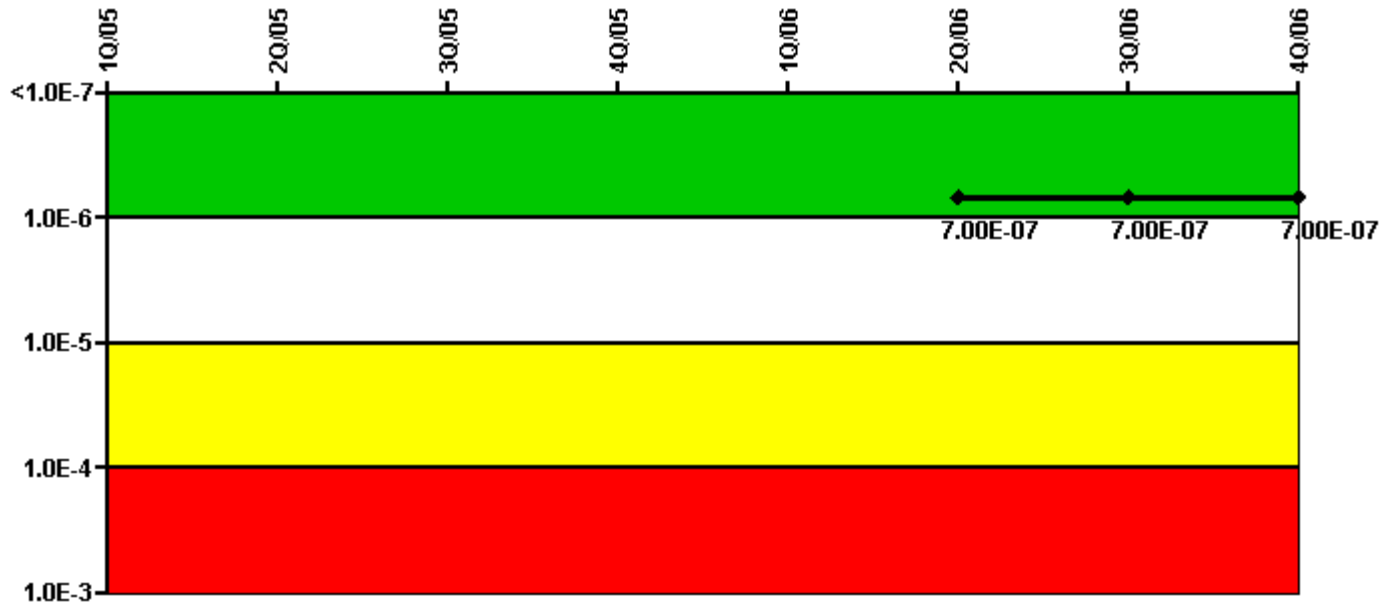
Thresholds: White > 1.00E-6 Yellow > 1.00E-5 Red > 1.00E-4

Notes

Mitigating Systems Performance Index, Residual Heat Removal System	1Q/05	2Q/05	3Q/05	4Q/05	1Q/06	2Q/06	3Q/06	4Q/06
UAI (Δ CDF)						-2.10E-06	-2.10E-06	-2.10E-06
URI (Δ CDF)						-1.50E-06	-1.50E-06	-1.50E-06
PLE						NO	NO	NO
Indicator value						-3.60E-06	-3.60E-06	-3.60E-06

Licensee Comments: none

Mitigating Systems Performance Index, Cooling Water Systems




Thresholds: White > 1.00E-6 Yellow > 1.00E-5 Red > 1.00E-4

Notes

Mitigating Systems Performance Index, Cooling Water Systems	1Q/05	2Q/05	3Q/05	4Q/05	1Q/06	2Q/06	3Q/06	4Q/06
UAI (ΔCDF)						-1.30E-06	-1.30E-06	-1.30E-06
URI (ΔCDF)						2.00E-06	2.00E-06	2.00E-06
PLE						NO	NO	NO
Indicator value						7.00E-07	7.00E-07	7.00E-07

Licensee Comments: none

Reactor Coolant System Activity



Thresholds: White > 50.0 Yellow > 100.0

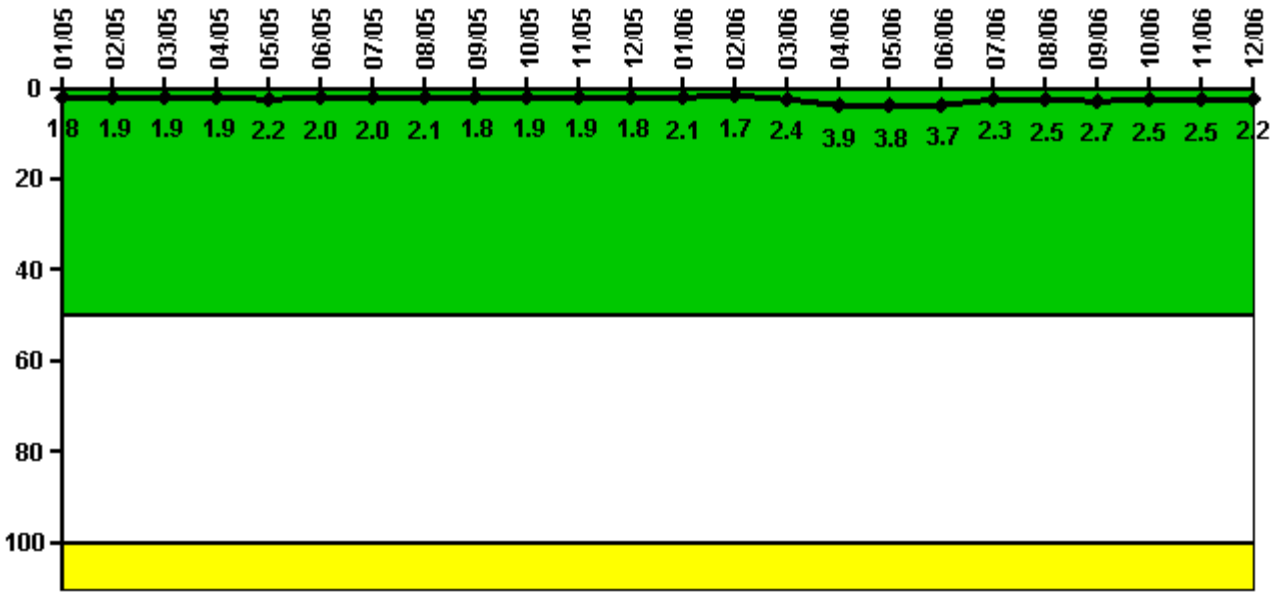
Notes

Reactor Coolant System Activity	1/05	2/05	3/05	4/05	5/05	6/05	7/05	8/05	9/05	10/05	11/05	12/05
Maximum activity	0.000283	0.000321	0.000322	0.000336	0.000366	0.000378	0.000369	0.000397	0.000408	0.000411	0.000407	0.000433
Technical specification limit	0.1	0.1	0.1	0.5	0.5	0.5	0.5	0.5	0.5	0.5	0.5	0.5
Indicator value	0.4	0.5	0.5	0.1	0.1	0.1	0.1	0.1	0.1	0.1	0.1	0.1

Reactor Coolant System Activity	1/06	2/06	3/06	4/06	5/06	6/06	7/06	8/06	9/06	10/06	11/06	12/06
Maximum activity	0.000419	0.000399	0.000389	0.000083	0.000334	0.000323	0.000333	0.000336	0.000357	0.000405	0.000385	0.000390
Technical specification limit	0.5	0.5	0.5	0.5	0.5	0.5	0.5	0.5	0.5	0.5	0.5	0.5
Indicator value	0.1	0.1	0.1	0	0.1	0.1	0.1	0.1	0.1	0.1	0.1	0.1

Licensee Comments: none

Reactor Coolant System Leakage



Thresholds: White > 50.0 Yellow > 100.0

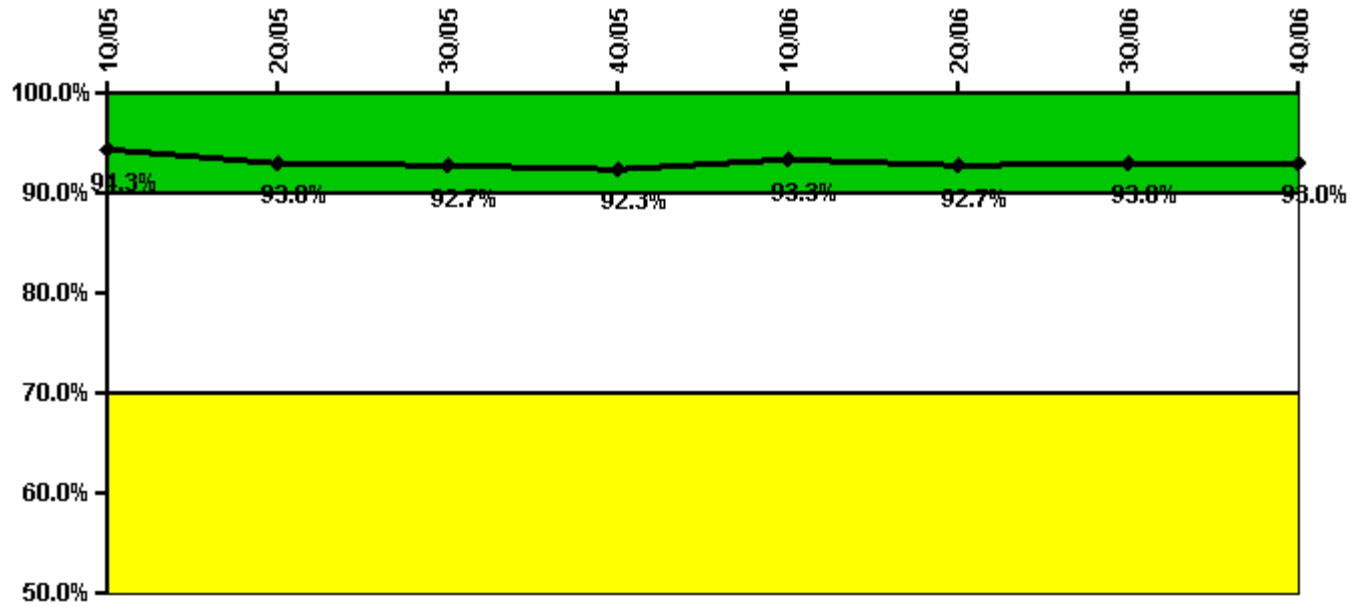
Notes

Reactor Coolant System Leakage	1/05	2/05	3/05	4/05	5/05	6/05	7/05	8/05	9/05	10/05	11/05	12/05
Maximum leakage	0.176	0.188	0.185	0.194	0.221	0.201	0.197	0.209	0.184	0.186	0.187	0.181
Technical specification limit	10.0	10.0	10.0	10.0	10.0	10.0	10.0	10.0	10.0	10.0	10.0	10.0
Indicator value	1.8	1.9	1.9	1.9	2.2	2.0	2.0	2.1	1.8	1.9	1.9	1.8

Reactor Coolant System Leakage	1/06	2/06	3/06	4/06	5/06	6/06	7/06	8/06	9/06	10/06	11/06	12/06
Maximum leakage	0.209	0.167	0.239	0.389	0.375	0.373	0.232	0.254	0.273	0.248	0.251	0.223
Technical specification limit	10.0	10.0	10.0	10.0	10.0	10.0	10.0	10.0	10.0	10.0	10.0	10.0
Indicator value	2.1	1.7	2.4	3.9	3.8	3.7	2.3	2.5	2.7	2.5	2.5	2.2

Licensee Comments: none

Drill/Exercise Performance



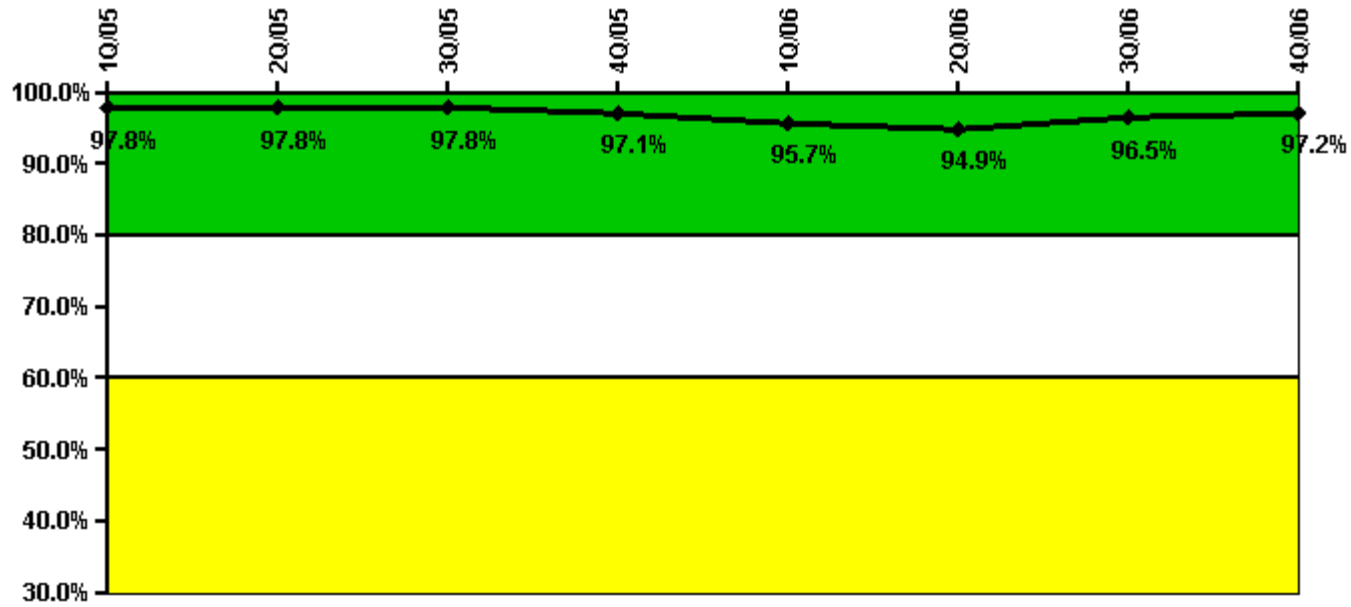
Thresholds: White < 90.0% Yellow < 70.0%

Notes

Drill/Exercise Performance	1Q/05	2Q/05	3Q/05	4Q/05	1Q/06	2Q/06	3Q/06	4Q/06
Successful opportunities	56.0	8.0	119.0	15.0	51.0	15.0	104.0	16.0
Total opportunities	62.0	8.0	125.0	16.0	52.0	18.0	116.0	16.0
Indicator value	94.3%	93.0%	92.7%	92.3%	93.3%	92.7%	93.0%	93.0%

Licensee Comments: none

ERO Drill Participation



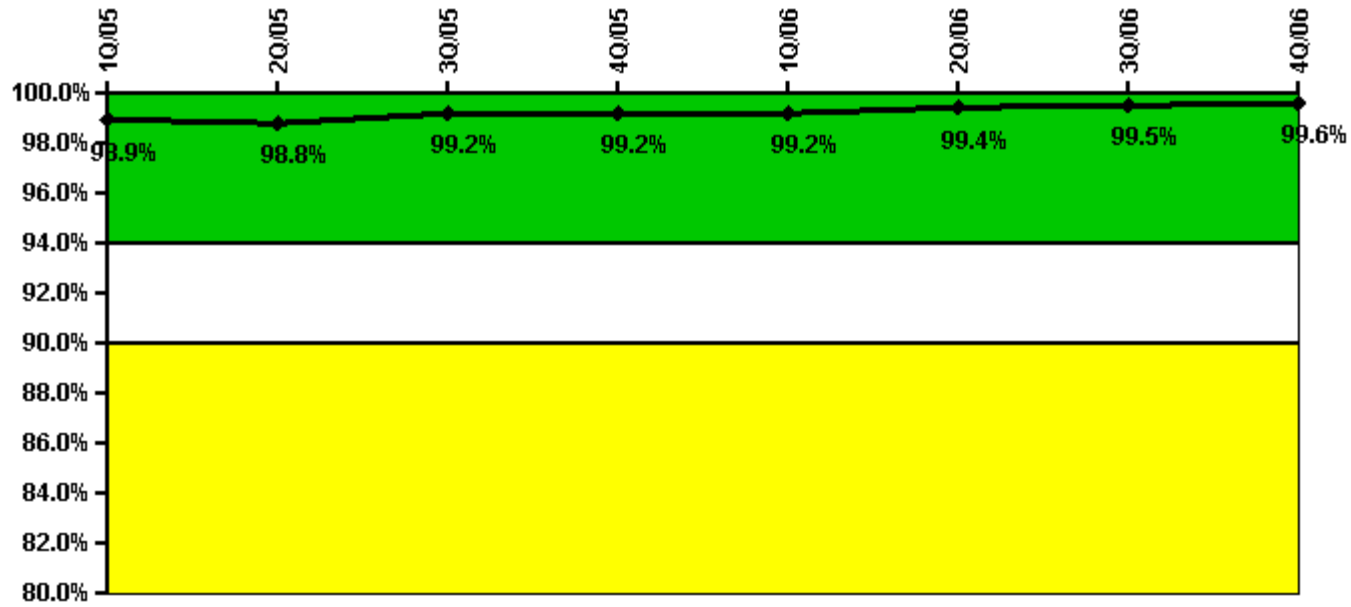
Thresholds: White < 80.0% Yellow < 60.0%

Notes

ERO Drill Participation	1Q/05	2Q/05	3Q/05	4Q/05	1Q/06	2Q/06	3Q/06	4Q/06
Participating Key personnel	134.0	133.0	131.0	132.0	132.0	131.0	138.0	138.0
Total Key personnel	137.0	136.0	134.0	136.0	138.0	138.0	143.0	142.0
Indicator value	97.8%	97.8%	97.8%	97.1%	95.7%	94.9%	96.5%	97.2%

Licensee Comments: none

Alert & Notification System



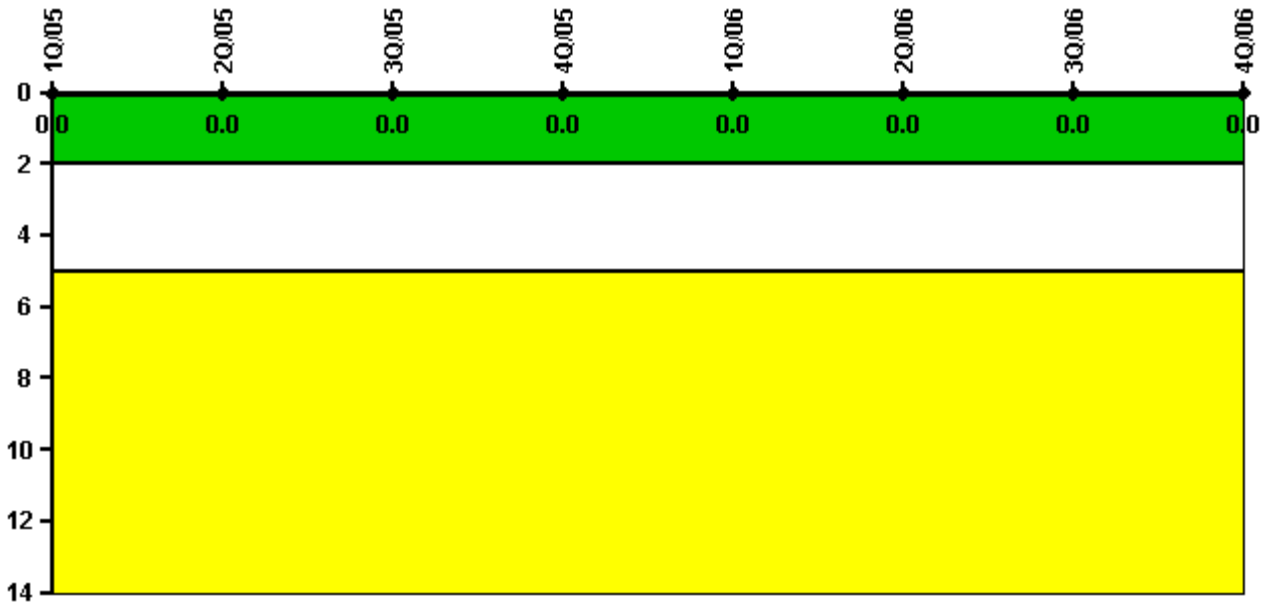
Thresholds: White < 94.0% Yellow < 90.0%

Notes

Alert & Notification System	1Q/05	2Q/05	3Q/05	4Q/05	1Q/06	2Q/06	3Q/06	4Q/06
Successful siren-tests	2391	2376	2377	2319	2396	2392	2393	2395
Total sirens-tests	2403	2403	2403	2335	2403	2403	2403	2403
Indicator value	98.9%	98.8%	99.2%	99.2%	99.2%	99.4%	99.5%	99.6%

Licensee Comments: none

Occupational Exposure Control Effectiveness



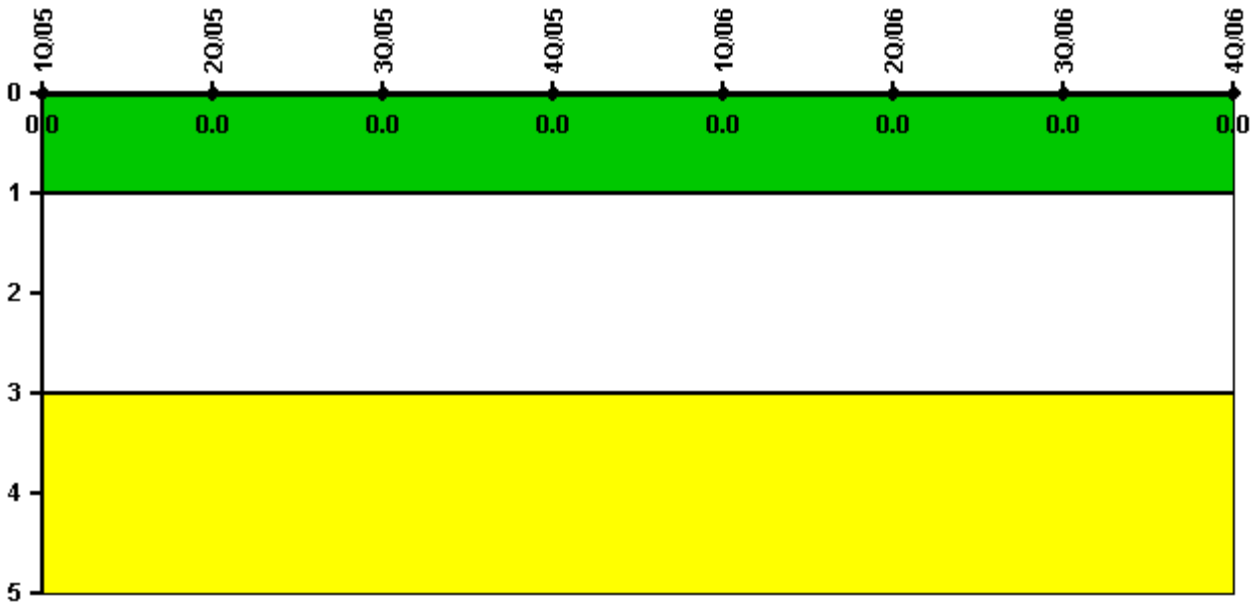
Thresholds: White > 2.0 Yellow > 5.0

Notes

Occupational Exposure Control Effectiveness	1Q/05	2Q/05	3Q/05	4Q/05	1Q/06	2Q/06	3Q/06	4Q/06
High radiation area occurrences	0	0	0	0	0	0	0	0
Very high radiation area occurrences	0	0	0	0	0	0	0	0
Unintended exposure occurrences	0	0	0	0	0	0	0	0
Indicator value	0	0	0	0	0	0	0	0

Licensee Comments: none

RETS/ODCM Radiological Effluent



Thresholds: White > 1.0 Yellow > 3.0

Notes

RETS/ODCM Radiological Effluent	1Q/05	2Q/05	3Q/05	4Q/05	1Q/06	2Q/06	3Q/06	4Q/06
RETS/ODCM occurrences	0	0	0	0	0	0	0	0
Indicator value	0	0	0	0	0	0	0	0

Licensee Comments: none

[Physical Protection](#) information not publicly available.