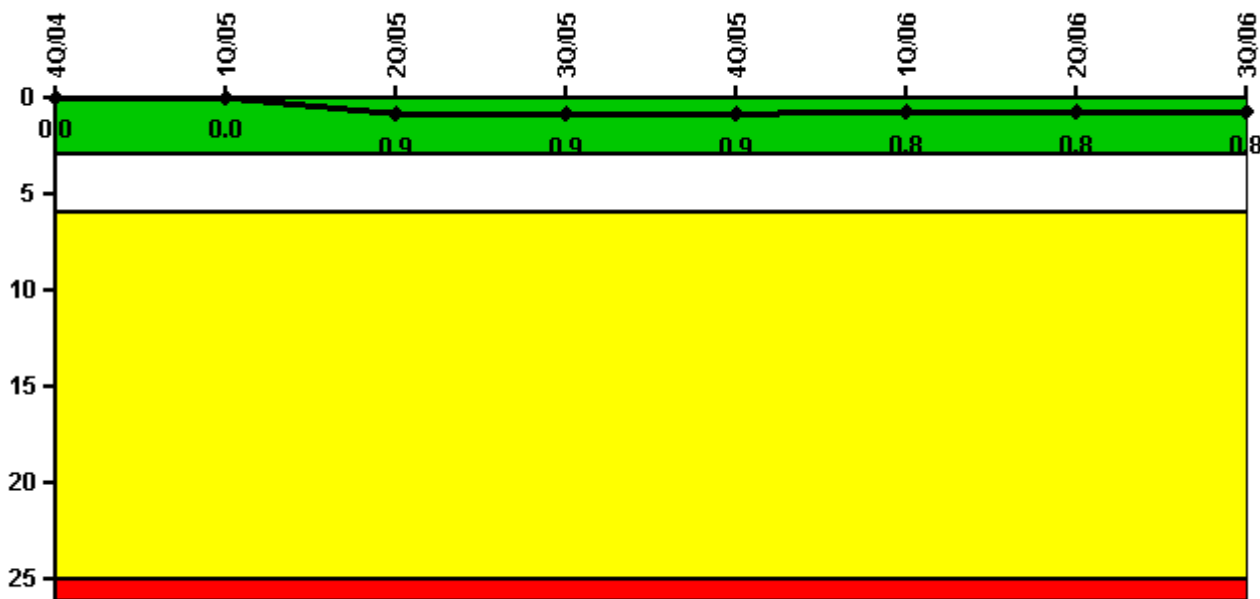


Hatch 2

3Q/2006 Performance Indicators

Licensee's General Comments: none

Unplanned Scrams per 7000 Critical Hrs



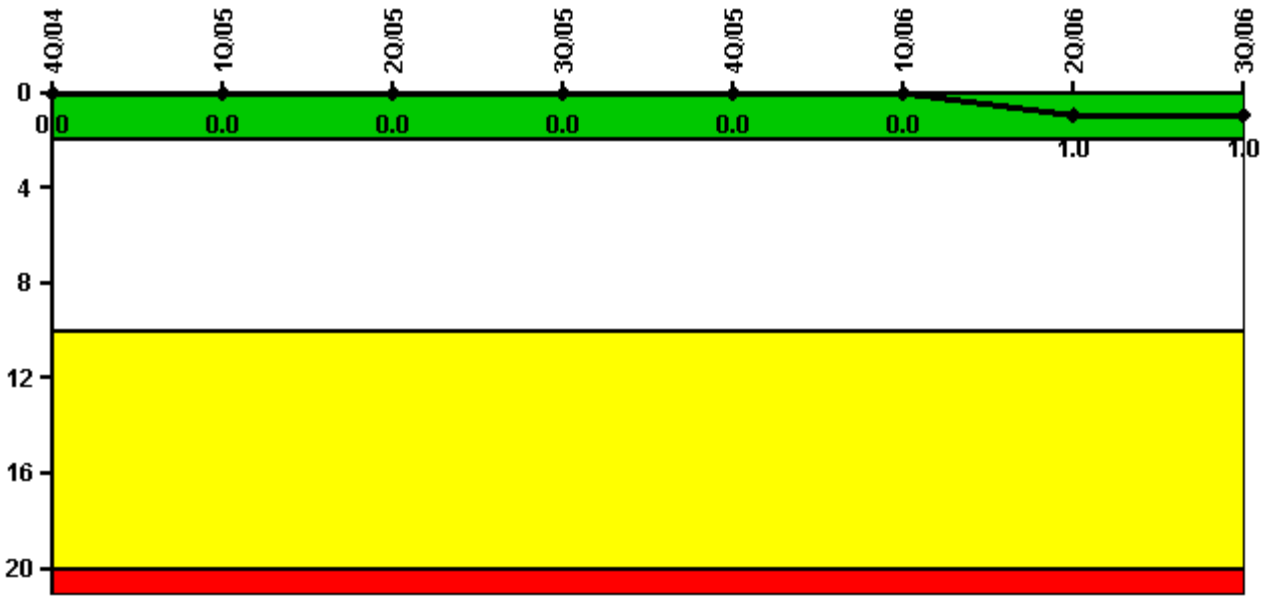
Thresholds: White > 3.0 Yellow > 6.0 Red > 25.0

Notes

Unplanned Scrams per 7000 Critical Hrs	4Q/04	1Q/05	2Q/05	3Q/05	4Q/05	1Q/06	2Q/06	3Q/06
Unplanned scrams	0	0	1.0	0	0	0	1.0	0
Critical hours	2185.8	1302.6	2072.2	2208.0	2209.0	2160.0	2141.8	2208.0
Indicator value	0	0	0.9	0.9	0.9	0.8	0.8	0.8

Licensee Comments: none

Scrams with Loss of Normal Heat Removal



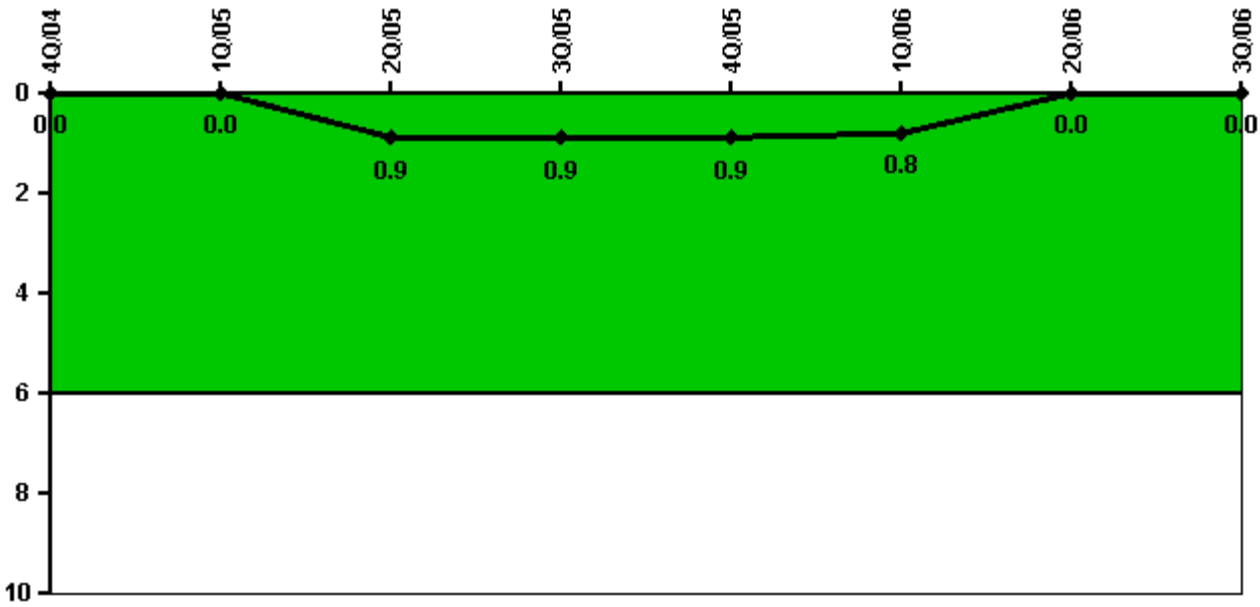
Thresholds: White > 2.0 Yellow > 10.0 Red > 20.0

Notes

Scrams with Loss of Normal Heat Removal	4Q/04	1Q/05	2Q/05	3Q/05	4Q/05	1Q/06	2Q/06	3Q/06
Scrams	0	0	0	0	0	0	1.0	0
Indicator value	0	0	0	0	0	0	1.0	1.0

Licensee Comments: none

Unplanned Power Changes per 7000 Critical Hrs



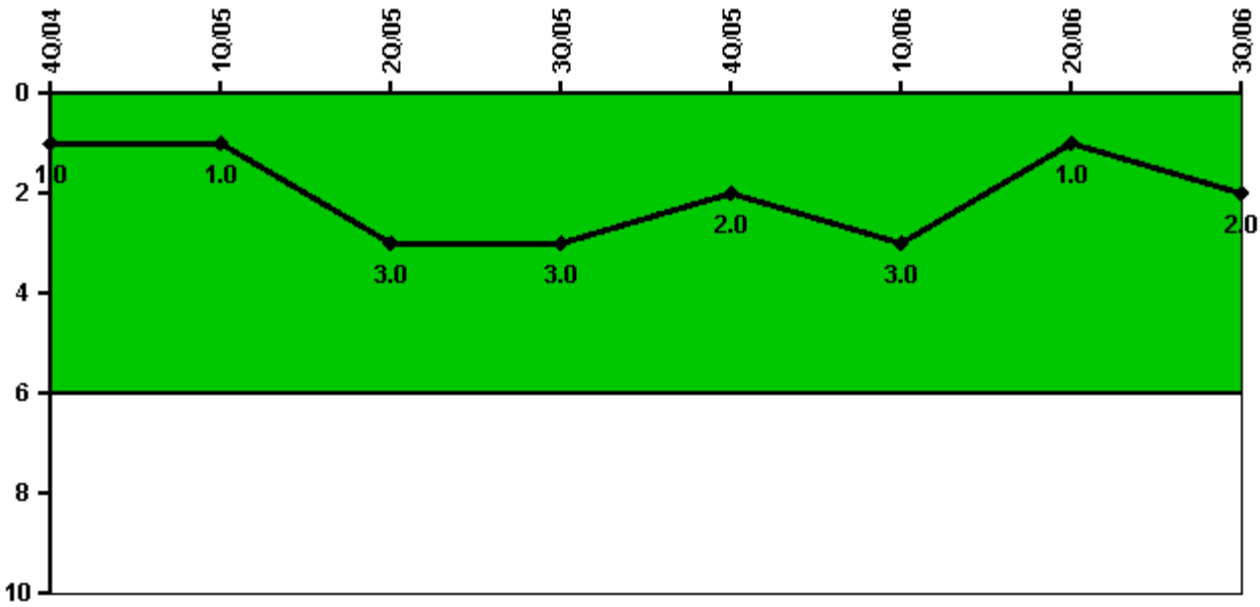
Thresholds: White > 6.0

Notes

Unplanned Power Changes per 7000 Critical Hrs	4Q/04	1Q/05	2Q/05	3Q/05	4Q/05	1Q/06	2Q/06	3Q/06
Unplanned power changes	0	0	1.0	0	0	0	0	0
Critical hours	2185.8	1302.6	2072.2	2208.0	2209.0	2160.0	2141.8	2208.0
Indicator value	0	0	0.9	0.9	0.9	0.8	0	0

Licensee Comments: none

Safety System Functional Failures (BWR)



Thresholds: White > 6.0

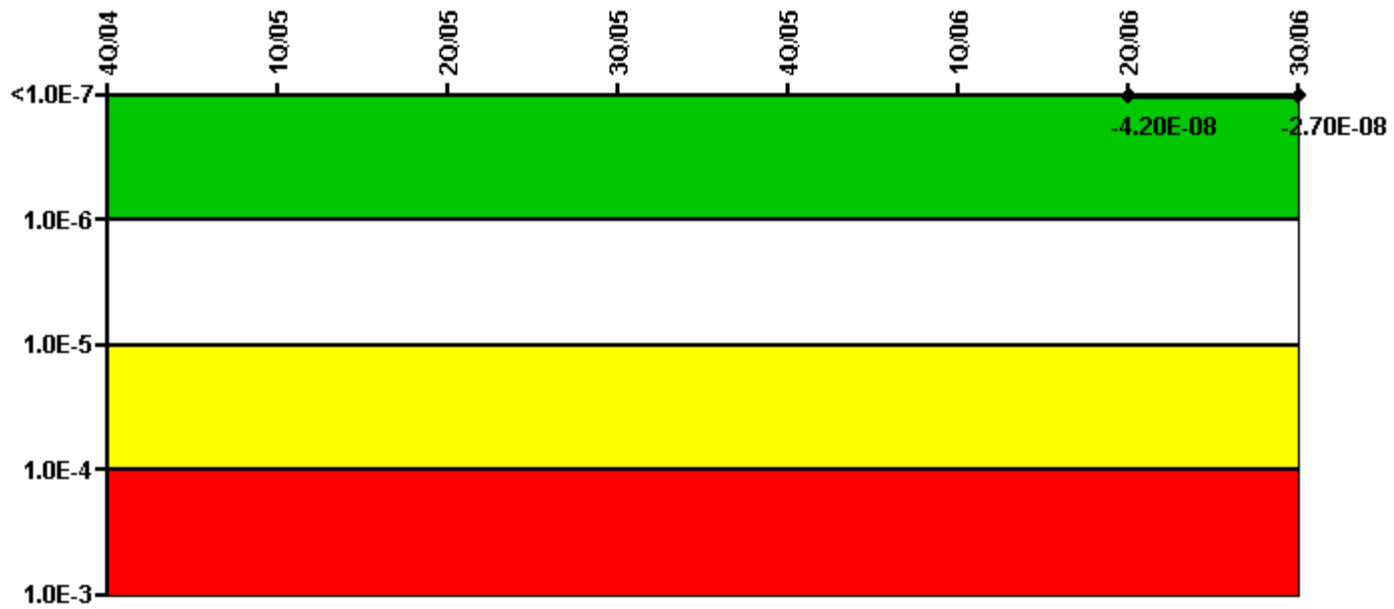
Notes

Safety System Functional Failures (BWR)	4Q/04	1Q/05	2Q/05	3Q/05	4Q/05	1Q/06	2Q/06	3Q/06
Safety System Functional Failures	1	0	2	0	0	1	0	1
Indicator value	1	1	3	3	2	3	1	2

Licensee Comments:

3Q/06: LER 2006-003, HPCI Inoperable Due to Leaking Check Valve

Mitigating Systems Performance Index, Emergency AC Power System



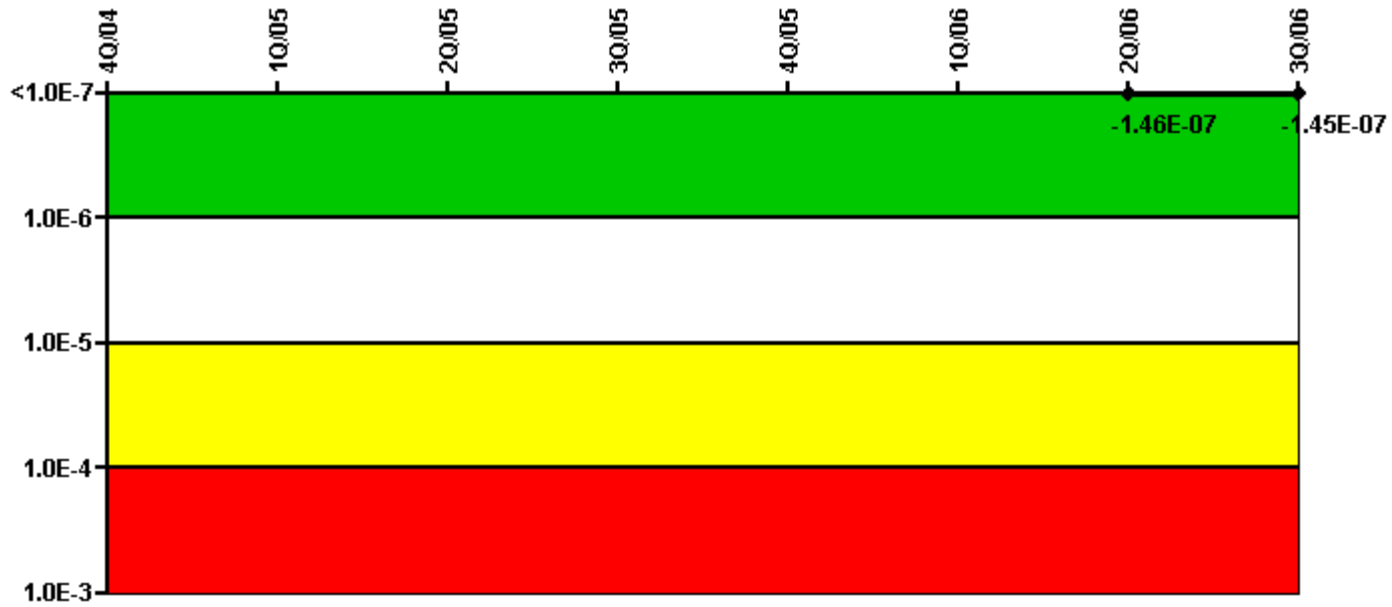
Thresholds: White > 1.00E-6 Yellow > 1.00E-5 Red > 1.00E-4

Notes

Mitigating Systems Performance Index, Emergency AC Power System	4Q/04	1Q/05	2Q/05	3Q/05	4Q/05	1Q/06	2Q/06	3Q/06
UAI (Δ CDF)							3.70E-08	5.00E-08
URI (Δ CDF)							-7.90E-08	-7.70E-08
PLE							NO	NO
Indicator value							-4.20E-08	-2.70E-08

Licensee Comments: none

Mitigating Systems Performance Index, High Pressure Injection System



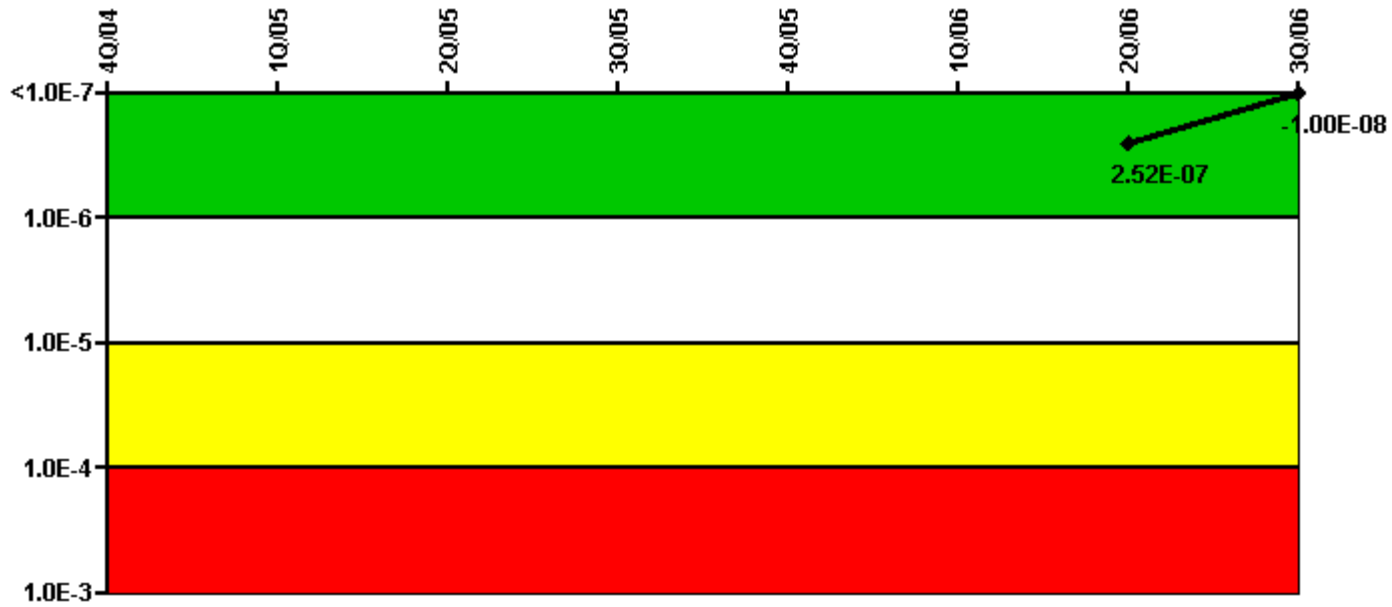
Thresholds: White > 1.00E-6 Yellow > 1.00E-5 Red > 1.00E-4

Notes

Mitigating Systems Performance Index, High Pressure Injection System	4Q/04	1Q/05	2Q/05	3Q/05	4Q/05	1Q/06	2Q/06	3Q/06
UAI (Δ CDF)							4.50E-09	5.40E-09
URI (Δ CDF)							-1.50E-07	-1.50E-07
PLE							NO	NO
Indicator value							-1.46E-07	-1.45E-07

Licensee Comments: none

Mitigating Systems Performance Index, Heat Removal System



Thresholds: White > 1.00E-6 Yellow > 1.00E-5 Red > 1.00E-4

Notes

Mitigating Systems Performance Index, Heat Removal System	4Q/04	1Q/05	2Q/05	3Q/05	4Q/05	1Q/06	2Q/06	3Q/06
UAI (Δ CDF)							2.80E-07	1.50E-07
URI (Δ CDF)							-2.80E-08	-1.60E-07
PLE							NO	NO
Indicator value							2.52E-07	-1.00E-08

Licensee Comments: none

Mitigating Systems Performance Index, Residual Heat Removal System



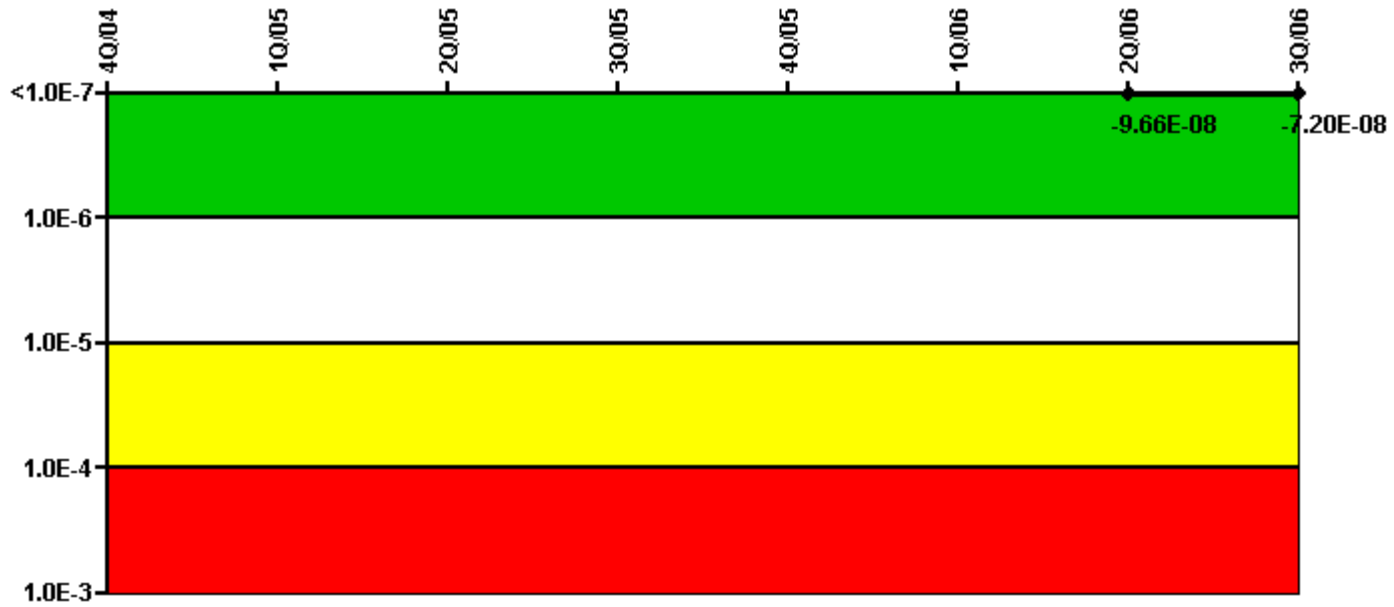
Thresholds: White > 1.00E-6 Yellow > 1.00E-5 Red > 1.00E-4

Notes

Mitigating Systems Performance Index, Residual Heat Removal System	4Q/04	1Q/05	2Q/05	3Q/05	4Q/05	1Q/06	2Q/06	3Q/06
UAI (Δ CDF)							-1.00E-08	-1.00E-08
URI (Δ CDF)							-6.30E-08	-6.30E-08
PLE							NO	NO
Indicator value							-7.30E-08	-7.30E-08

Licensee Comments: none

Mitigating Systems Performance Index, Cooling Water Systems



Thresholds: White > 1.00E-6 Yellow > 1.00E-5 Red > 1.00E-4

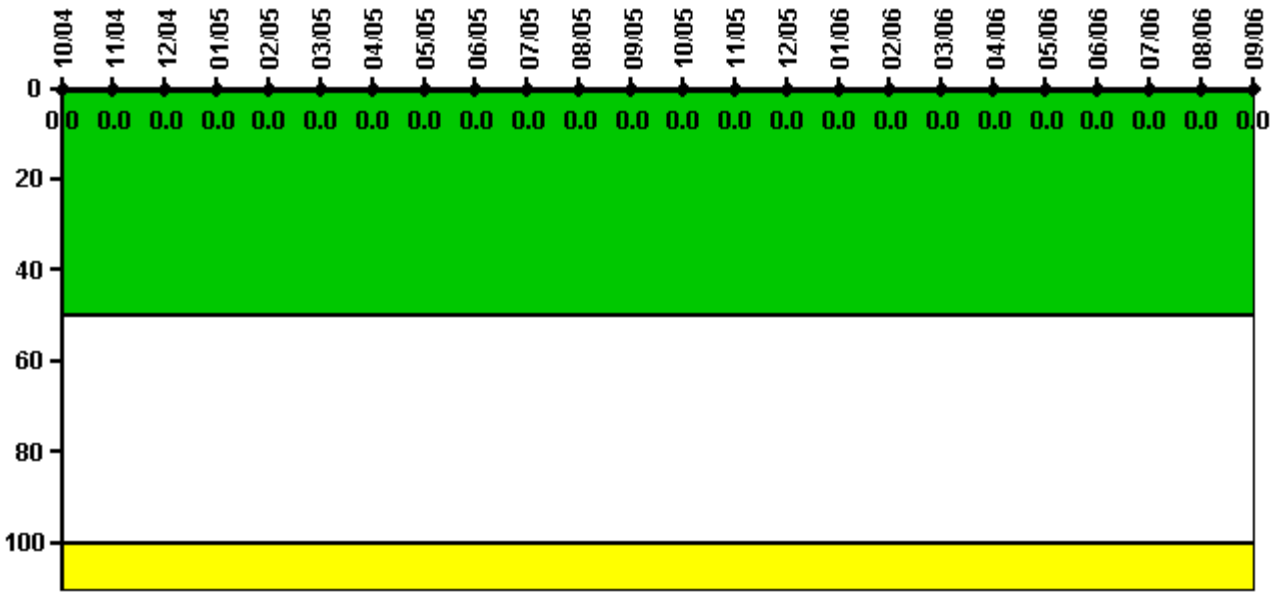
Notes

Mitigating Systems Performance Index, Cooling Water Systems	4Q/04	1Q/05	2Q/05	3Q/05	4Q/05	1Q/06	2Q/06	3Q/06
UAI (ΔCDF)							-3.60E-09	2.60E-08
URI (ΔCDF)							-9.30E-08	-9.80E-08
PLE							NO	NO
Indicator value							-9.66E-08	-7.20E-08

Licensee Comments:

2Q/06: On the equipment record for RHRSW pumps, the entry for the Status at 100% power field was changed from operating to stand-by.

Reactor Coolant System Activity



Thresholds: White > 50.0 Yellow > 100.0


Notes

Reactor Coolant System Activity	10/04	11/04	12/04	1/05	2/05	3/05	4/05	5/05	6/05	7/05	8/05	9/05
Maximum activity	0.000007	0.000007	0.000007	0.000008	0.000007	0.000012	0.000009	0.000008	0.000005	0.000008	0.000008	0.000009
Technical specification limit	0.2	0.2	0.2	0.2	0.2	0.2	0.2	0.2	0.2	0.2	0.2	0.2
Indicator value	0	0	0	0	0	0	0	0	0	0	0	0

Reactor Coolant System Activity	10/05	11/05	12/05	1/06	2/06	3/06	4/06	5/06	6/06	7/06	8/06	9/06
Maximum activity	0.000006	0.000006	0.000008	0.000007	0.000007	0.000008	0.000012	0.000007	0.000009	0.000010	0.000012	0.000009
Technical specification limit	0.2	0.2	0.2	0.2	0.2	0.2	0.2	0.2	0.2	0.2	0.2	0.2
Indicator value	0	0	0	0	0	0	0	0	0	0	0	0

Licensee Comments: none

Reactor Coolant System Leakage



Thresholds: White > 50.0 Yellow > 100.0

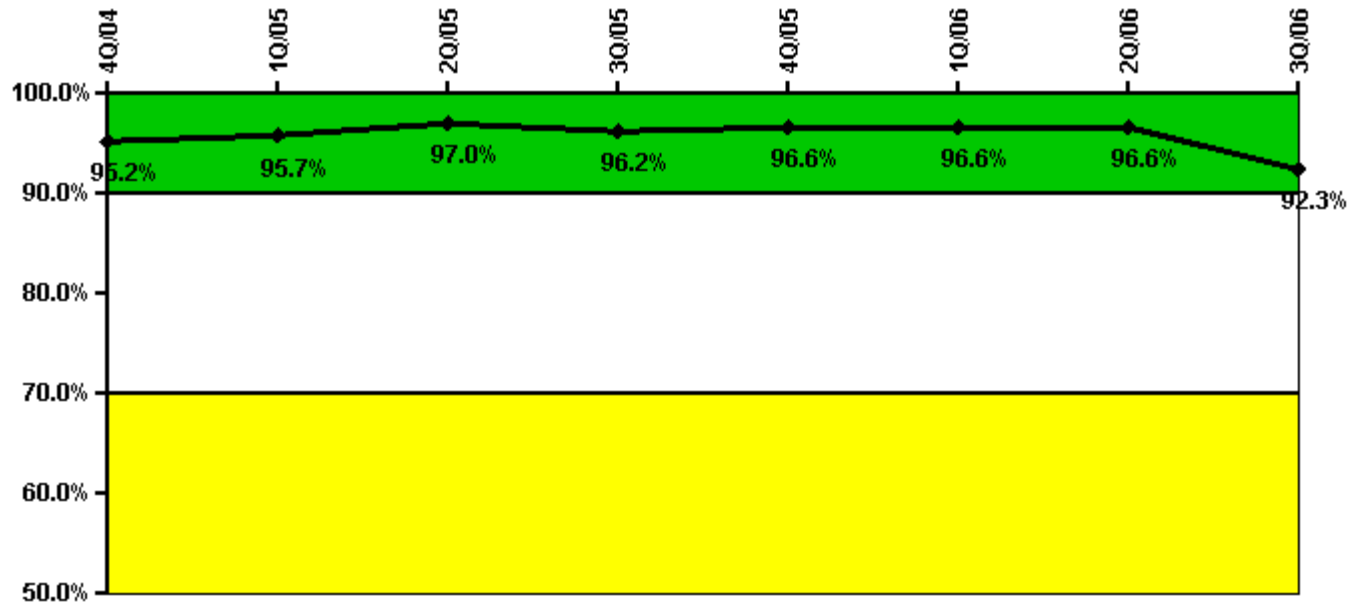
Notes

Reactor Coolant System Leakage	10/04	11/04	12/04	1/05	2/05	3/05	4/05	5/05	6/05	7/05	8/05	9/05
Maximum leakage	1.870	1.800	1.730	1.740	1.730	1.780	1.730	1.730	1.750	1.730	1.720	1.770
Technical specification limit	30.0	30.0	30.0	30.0	30.0	30.0	30.0	30.0	30.0	30.0	30.0	30.0
Indicator value	6.2	6.0	5.8	5.8	5.8	5.9	5.8	5.8	5.8	5.8	5.7	5.9

Reactor Coolant System Leakage	10/05	11/05	12/05	1/06	2/06	3/06	4/06	5/06	6/06	7/06	8/06	9/06
Maximum leakage	1.710	1.730	1.700	1.710	1.720	1.720	1.730	1.670	1.670	1.900	1.670	1.660
Technical specification limit	30.0	30.0	30.0	30.0	30.0	30.0	30.0	30.0	30.0	30.0	30.0	30.0
Indicator value	5.7	5.8	5.7	5.7	5.7	5.7	5.8	5.6	5.6	6.3	5.6	5.5

Licensee Comments: none

Drill/Exercise Performance



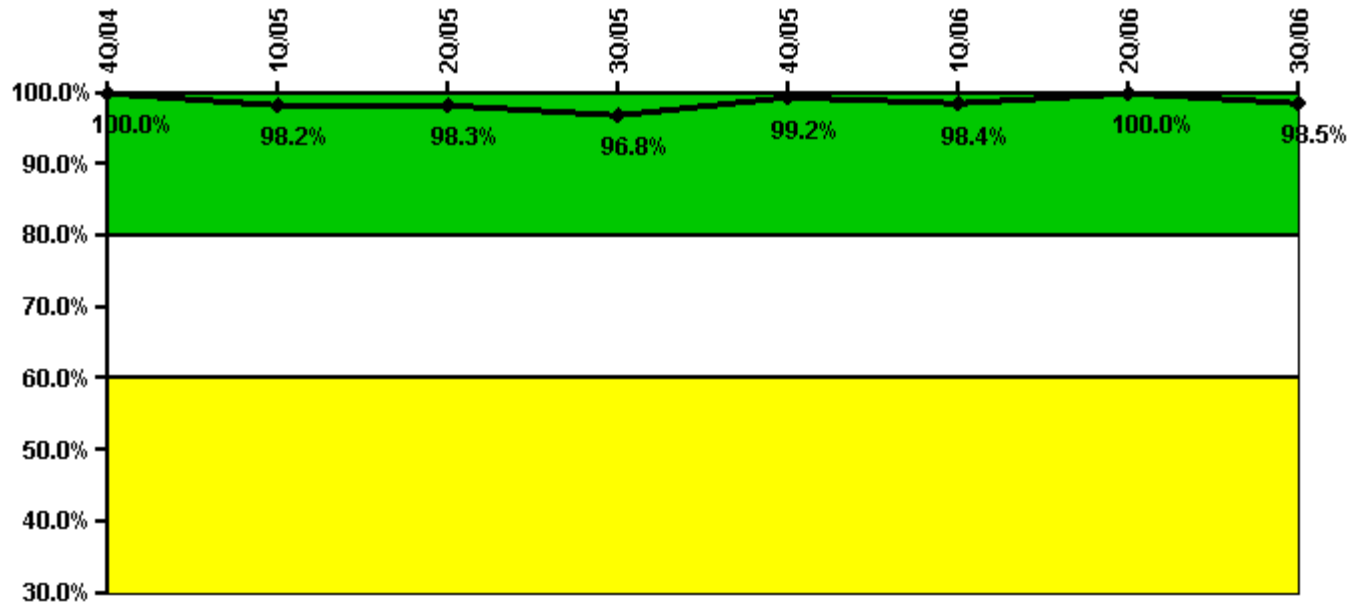
Thresholds: White < 90.0% Yellow < 70.0%

Notes

Drill/Exercise Performance	4Q/04	1Q/05	2Q/05	3Q/05	4Q/05	1Q/06	2Q/06	3Q/06
Successful opportunities	18.0	1.0	14.0	37.0	19.0	4.0	17.0	34.0
Total opportunities	19.0	2.0	14.0	38.0	20.0	4.0	18.0	41.0
Indicator value	95.2%	95.7%	97.0%	96.2%	96.6%	96.6%	96.6%	92.3%

Licensee Comments: none

ERO Drill Participation



Thresholds: White < 80.0% Yellow < 60.0%

Notes

ERO Drill Participation	4Q/04	1Q/05	2Q/05	3Q/05	4Q/05	1Q/06	2Q/06	3Q/06
Participating Key personnel	114.0	109.0	119.0	120.0	128.0	124.0	129.0	133.0
Total Key personnel	114.0	111.0	121.0	124.0	129.0	126.0	129.0	135.0
Indicator value	100.0%	98.2%	98.3%	96.8%	99.2%	98.4%	100.0%	98.5%

Licensee Comments: none

Alert & Notification System

**Not applicable due to
unique design
characteristics.
Performance in this area
will be assessed through
focused NRC inspection
efforts.**

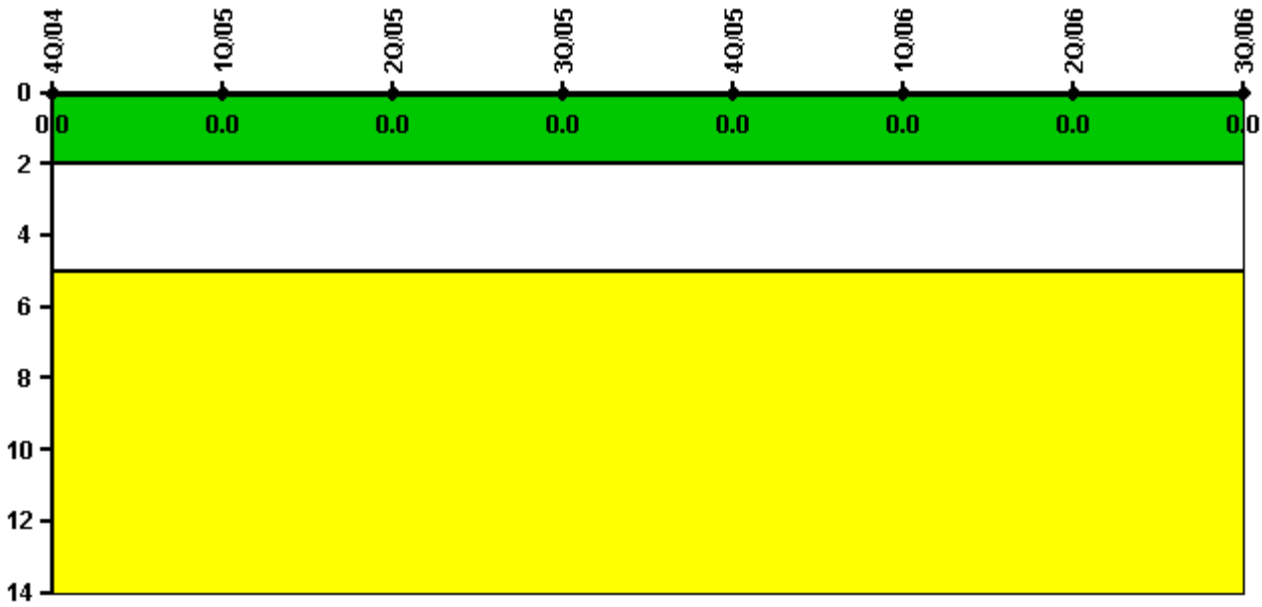
Notes

Alert & Notification System	4Q/04	1Q/05	2Q/05	3Q/05	4Q/05	1Q/06	2Q/06	3Q/06
Successful siren-tests								
Total sirens-tests								
Indicator value								

Licensee Comments:

3Q/06: Plant Hatch does not use sirens as an emergency notification system.

Occupational Exposure Control Effectiveness



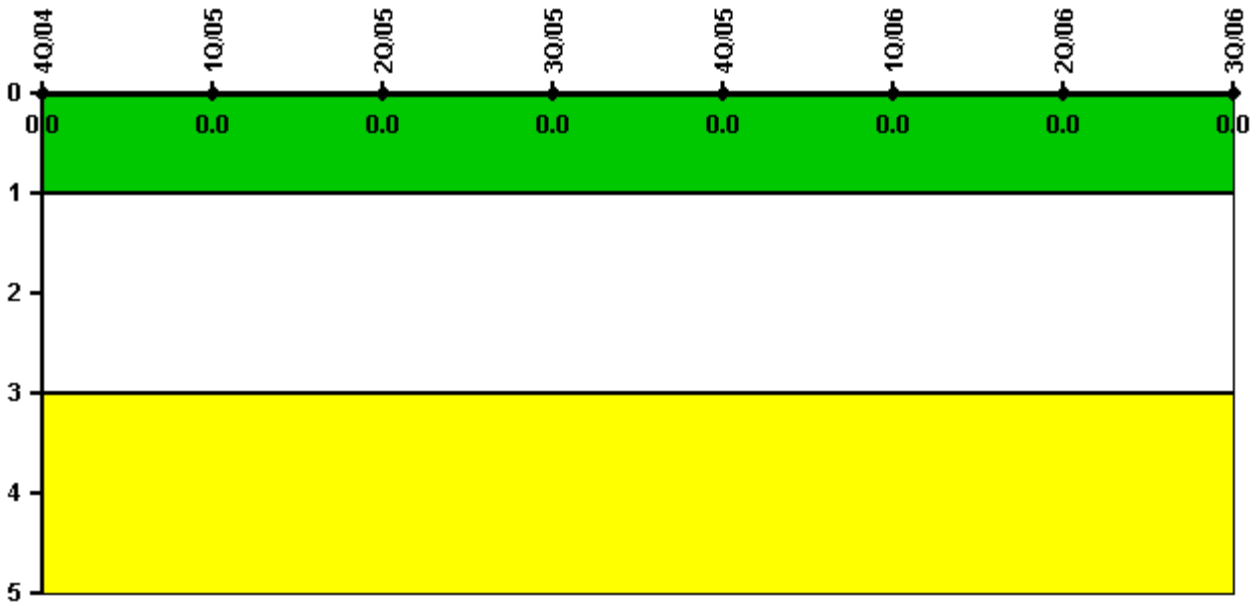
Thresholds: White > 2.0 Yellow > 5.0

Notes

Occupational Exposure Control Effectiveness	4Q/04	1Q/05	2Q/05	3Q/05	4Q/05	1Q/06	2Q/06	3Q/06
High radiation area occurrences	0	0	0	0	0	0	0	0
Very high radiation area occurrences	0	0	0	0	0	0	0	0
Unintended exposure occurrences	0	0	0	0	0	0	0	0
Indicator value	0	0	0	0	0	0	0	0

Licensee Comments: none

RETS/ODCM Radiological Effluent



Thresholds: White > 1.0 Yellow > 3.0

Notes

RETS/ODCM Radiological Effluent	4Q/04	1Q/05	2Q/05	3Q/05	4Q/05	1Q/06	2Q/06	3Q/06
RETS/ODCM occurrences	0	0	0	0	0	0	0	0
Indicator value	0	0	0	0	0	0	0	0

Licensee Comments: none

[Physical Protection](#) information not publicly available.