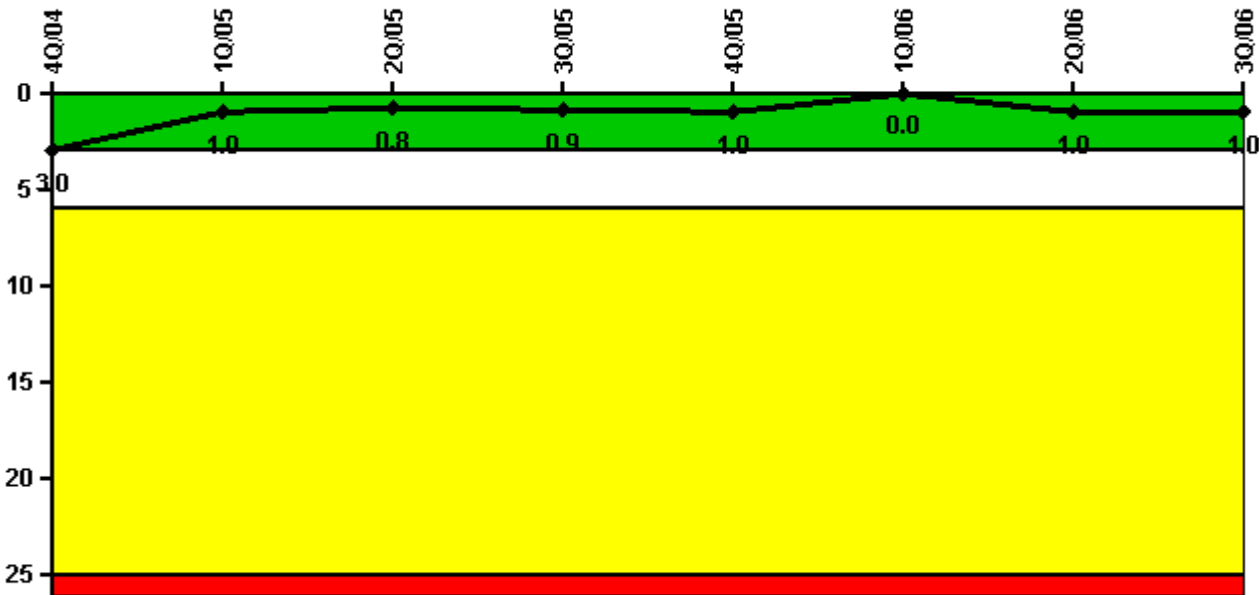


Callaway

3Q/2006 Performance Indicators

Licensee's General Comments: none

Unplanned Scrams per 7000 Critical Hrs



Thresholds: White > 3.0 Yellow > 6.0 Red > 25.0

Notes

Unplanned Scrams per 7000 Critical Hrs	4Q/04	1Q/05	2Q/05	3Q/05	4Q/05	1Q/06	2Q/06	3Q/06
Unplanned scrams	0	1.0	0	0	0	0	1.0	0
Critical hours	2209.0	1993.7	2125.2	1873.0	1073.5	2160.0	1780.8	2208.0
Indicator value	3.0	1.0	0.8	0.9	1.0	0	1.0	1.0

Licensee Comments: none

Scrams with Loss of Normal Heat Removal



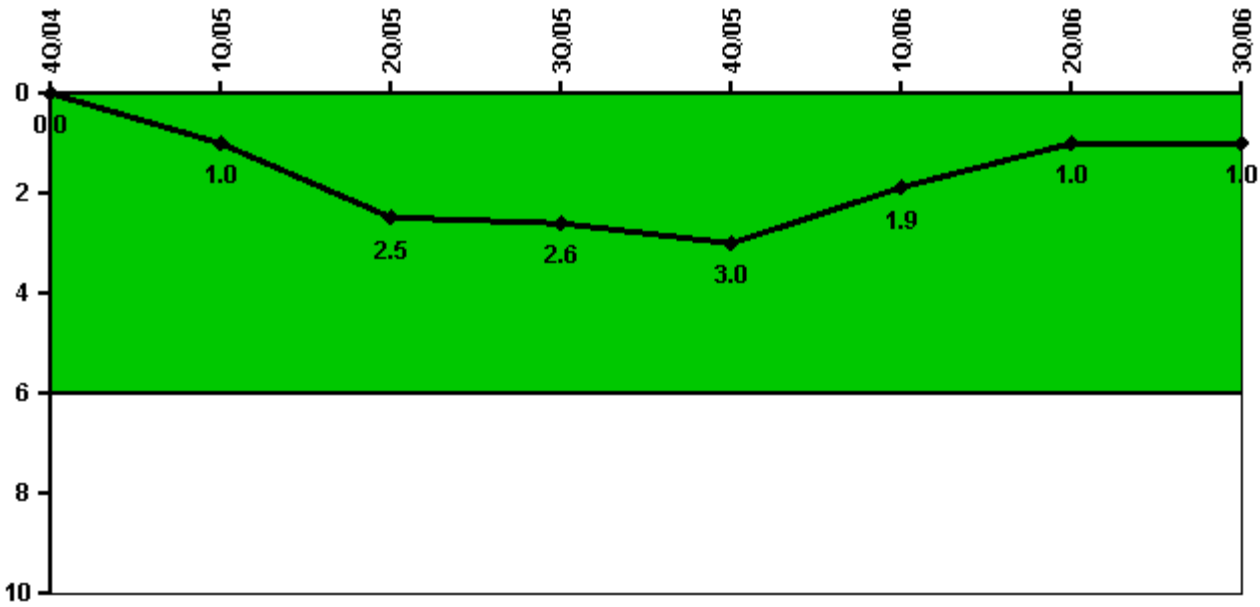
Thresholds: White > 2.0 Yellow > 10.0 Red > 20.0

Notes

Scrams with Loss of Normal Heat Removal	4Q/04	1Q/05	2Q/05	3Q/05	4Q/05	1Q/06	2Q/06	3Q/06
Scrams	0	0	0	0	0	0	0	0
Indicator value	0	0	0	0	0	0	0	0

Licensee Comments: none

Unplanned Power Changes per 7000 Critical Hrs



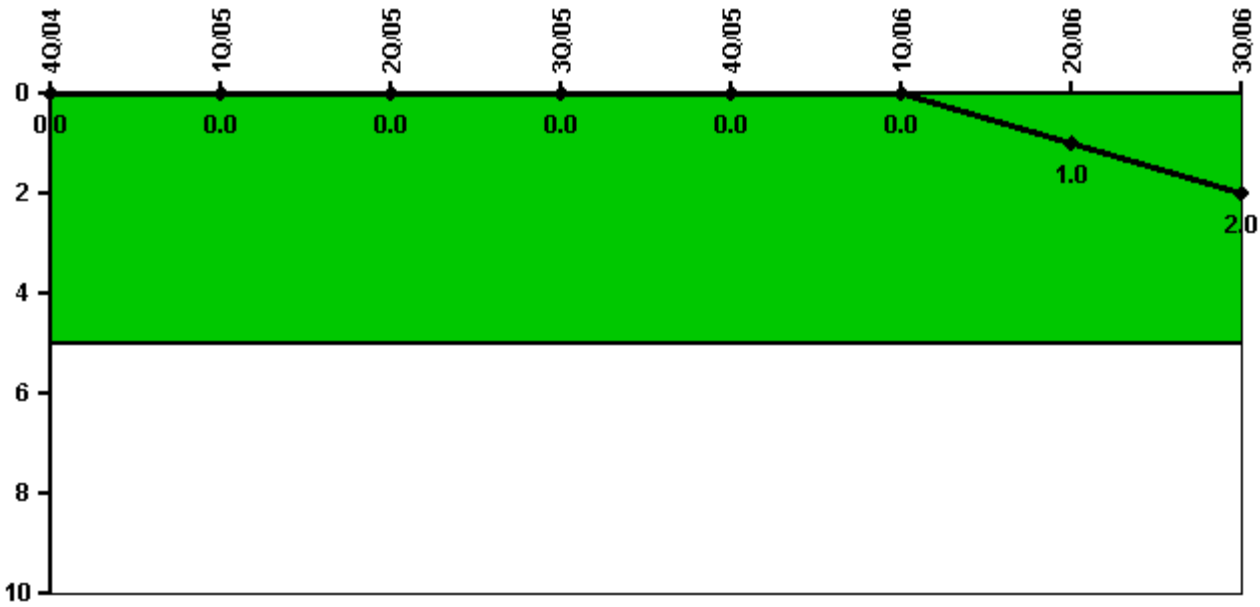
Thresholds: White > 6.0

Notes

Unplanned Power Changes per 7000 Critical Hrs	4Q/04	1Q/05	2Q/05	3Q/05	4Q/05	1Q/06	2Q/06	3Q/06
Unplanned power changes	0	1.0	2.0	0	0	0	1.0	0
Critical hours	2209.0	1993.7	2125.2	1873.0	1073.5	2160.0	1780.8	2208.0
Indicator value	0	1.0	2.5	2.6	3.0	1.9	1.0	1.0

Licensee Comments: none

Safety System Functional Failures (PWR)



Thresholds: White > 5.0

Notes

Safety System Functional Failures (PWR)	4Q/04	1Q/05	2Q/05	3Q/05	4Q/05	1Q/06	2Q/06	3Q/06
Safety System Functional Failures	0	0	0	0	0	0	1	1
Indicator value	0	0	0	0	0	0	1	2

Licensee Comments:

3Q/06: Safety System Functional Failure reported under LER 2006-006-00

Mitigating Systems Performance Index, Emergency AC Power System



Thresholds: White > 1.00E-6 Yellow > 1.00E-5 Red > 1.00E-4

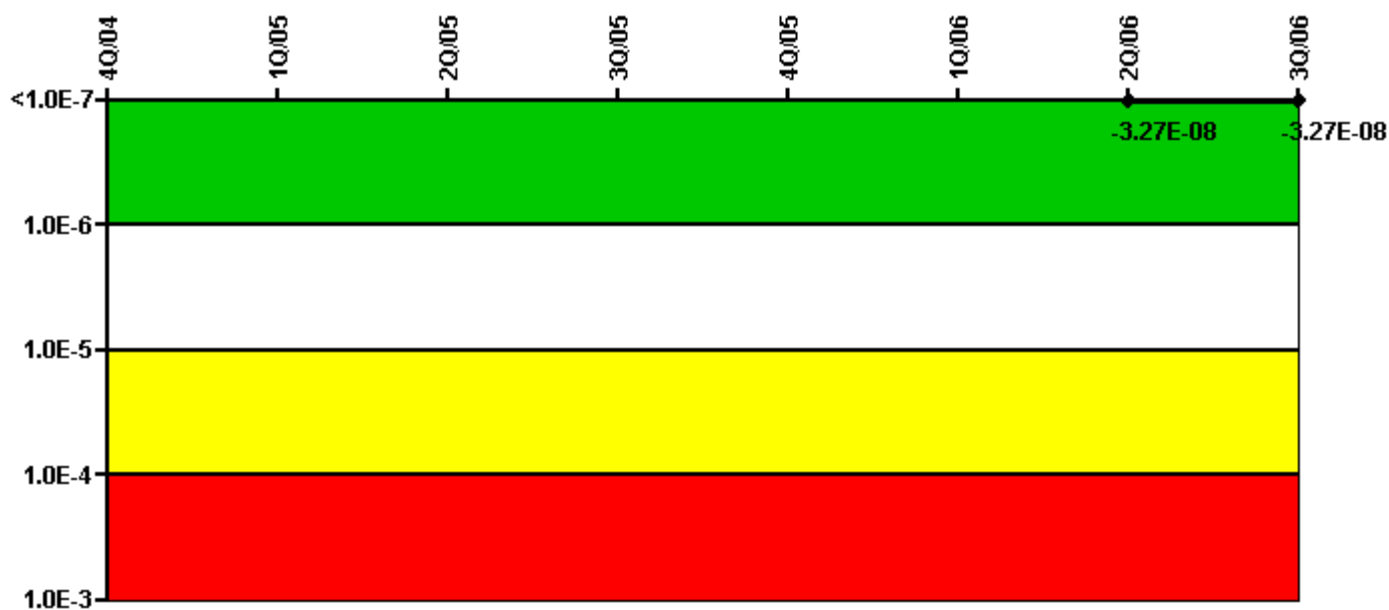
Notes

Mitigating Systems Performance Index, Emergency AC Power System	4Q/04	1Q/05	2Q/05	3Q/05	4Q/05	1Q/06	2Q/06	3Q/06
UAI (Δ CDF)							6.00E-07	6.00E-07
URI (Δ CDF)							-6.10E-07	-6.10E-07
PLE							NO	NO
Indicator value							-1.00E-08	-1.00E-08

Licensee Comments:

3Q/06: Risk Cap Invoked.

Mitigating Systems Performance Index, High Pressure Injection System



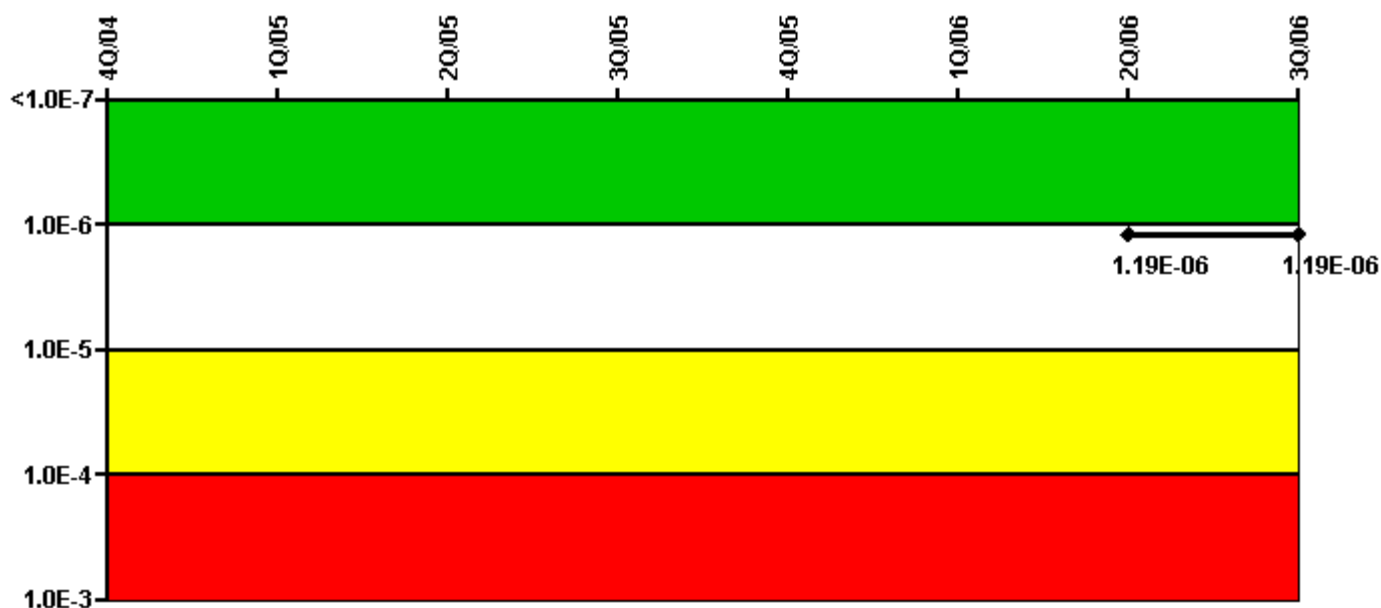
Thresholds: White > 1.00E-6 Yellow > 1.00E-5 Red > 1.00E-4

Notes

Mitigating Systems Performance Index, High Pressure Injection System	4Q/04	1Q/05	2Q/05	3Q/05	4Q/05	1Q/06	2Q/06	3Q/06
UAI (Δ CDF)							-4.70E-09	-4.70E-09
URI (Δ CDF)							-2.80E-08	-2.80E-08
PLE							NO	NO
Indicator value							-3.27E-08	-3.27E-08

Licensee Comments: none

Mitigating Systems Performance Index, Heat Removal System



Thresholds: White > 1.00E-6 Yellow > 1.00E-5 Red > 1.00E-4

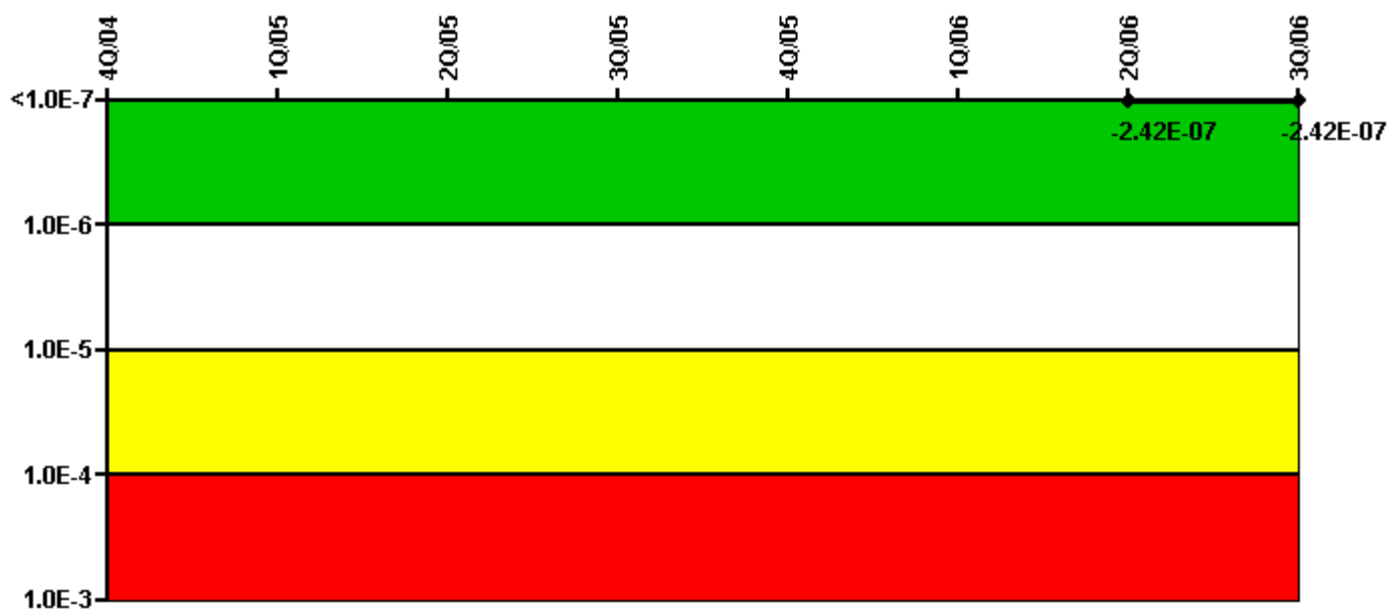
Notes

Mitigating Systems Performance Index, Heat Removal System	4Q/04	1Q/05	2Q/05	3Q/05	4Q/05	1Q/06	2Q/06	3Q/06
UAI (ΔCDF)							4.20E-07	4.20E-07
URI (ΔCDF)							7.70E-07	7.70E-07
PLE							NO	NO
Indicator value							1.19E-06	1.19E-06

Licensee Comments:

3Q/06: Risk Cap Invoked. Callaway Plant has crossed the Green-White threshold for this performance indicator as of the second quarter 2006 data submittal. This condition results from the implementation of MSPI, there were no new failure inputs to this PI during the third quarter 2006. This issue has been entered into the Callaway corrective action program.

Mitigating Systems Performance Index, Residual Heat Removal System



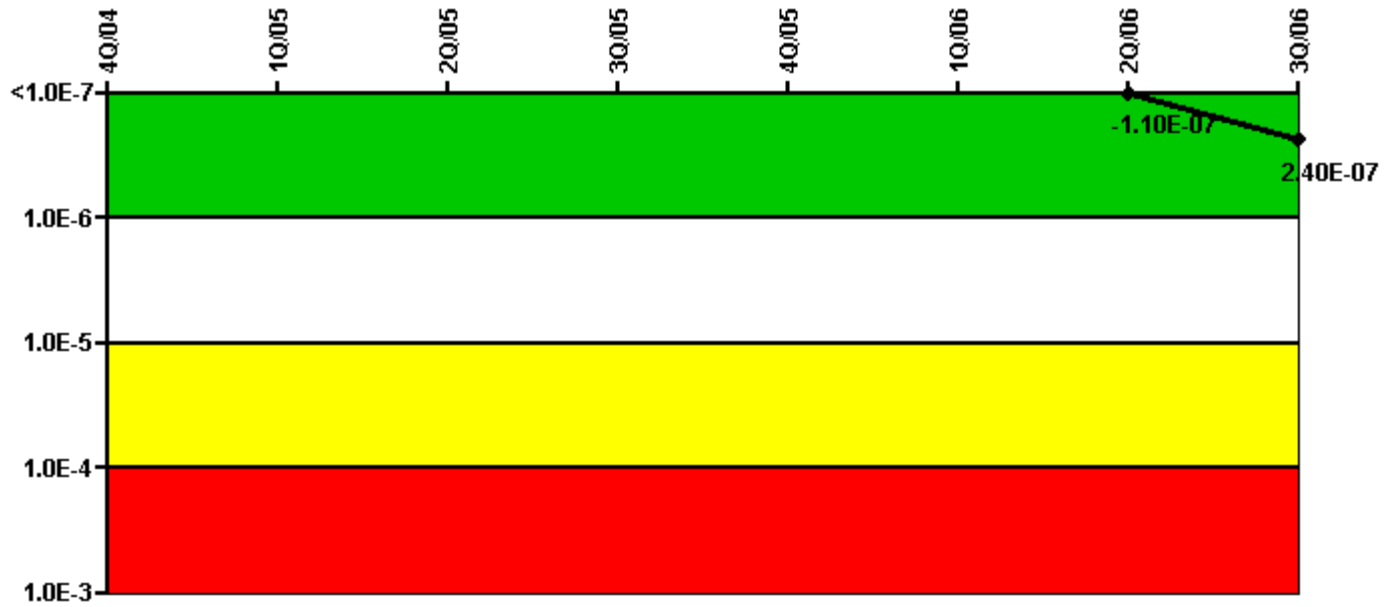
Thresholds: White > 1.00E-6 Yellow > 1.00E-5 Red > 1.00E-4

Notes

Mitigating Systems Performance Index, Residual Heat Removal System	4Q/04	1Q/05	2Q/05	3Q/05	4Q/05	1Q/06	2Q/06	3Q/06
UAI (Δ CDF)							-2.20E-08	-2.20E-08
URI (Δ CDF)							-2.20E-07	-2.20E-07
PLE							NO	NO
Indicator value							-2.42E-07	-2.42E-07

Licensee Comments: none

Mitigating Systems Performance Index, Cooling Water Systems




Thresholds: White > 1.00E-6 Yellow > 1.00E-5 Red > 1.00E-4

Notes

Mitigating Systems Performance Index, Cooling Water Systems	4Q/04	1Q/05	2Q/05	3Q/05	4Q/05	1Q/06	2Q/06	3Q/06
UAI (ΔCDF)							5.00E-07	8.50E-07
URI (ΔCDF)							-6.10E-07	-6.10E-07
PLE							NO	NO
Indicator value							-1.10E-07	2.40E-07

Licensee Comments: none

Reactor Coolant System Activity



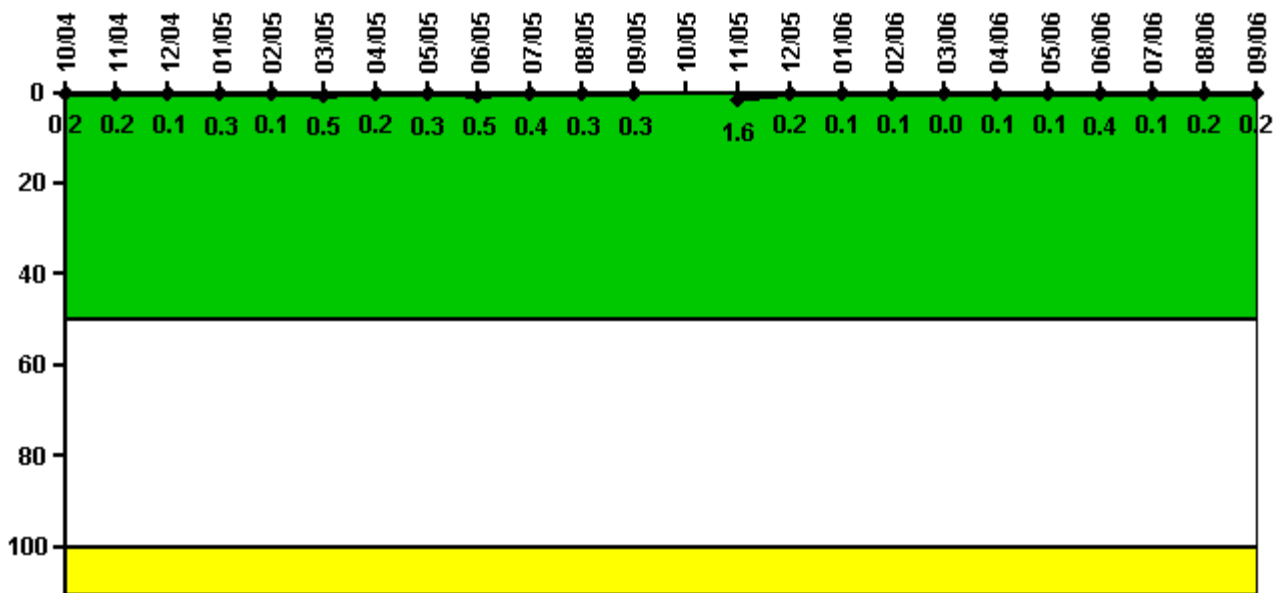
Thresholds: White > 50.0 Yellow > 100.0

Notes

Reactor Coolant System Activity	10/04	11/04	12/04	1/05	2/05	3/05	4/05	5/05	6/05	7/05	8/05	9/05
Maximum activity	0.001150	0.001170	0.001220	0.001470	0.001410	0.001410	0.001540	0.001640	0.001630	0.001620	0.001660	0.001710
Technical specification limit	1.0	1.0	1.0	1.0	1.0	1.0	1.0	1.0	1.0	1.0	1.0	1.0
Indicator value	0.1	0.1	0.1	0.1	0.1	0.1	0.2	0.2	0.2	0.2	0.2	0.2
Reactor Coolant System Activity	10/05	11/05	12/05	1/06	2/06	3/06	4/06	5/06	6/06	7/06	8/06	9/06
Maximum activity	N/A	0.000540	0.000544	0.000581	0.000548	0.000550	0.000597	0.000558	0.000583	0.000627	0.000645	0.000643
Technical specification limit	1.0	1.0	1.0	1.0	1.0	1.0	1.0	1.0	1.0	1.0	1.0	1.0
Indicator value	N/A	0.1	0.1	0.1	0.1	0.1	0.1	0.1	0.1	0.1	0.1	0.1

Licensee Comments: none

Reactor Coolant System Leakage



Thresholds: White > 50.0 Yellow > 100.0

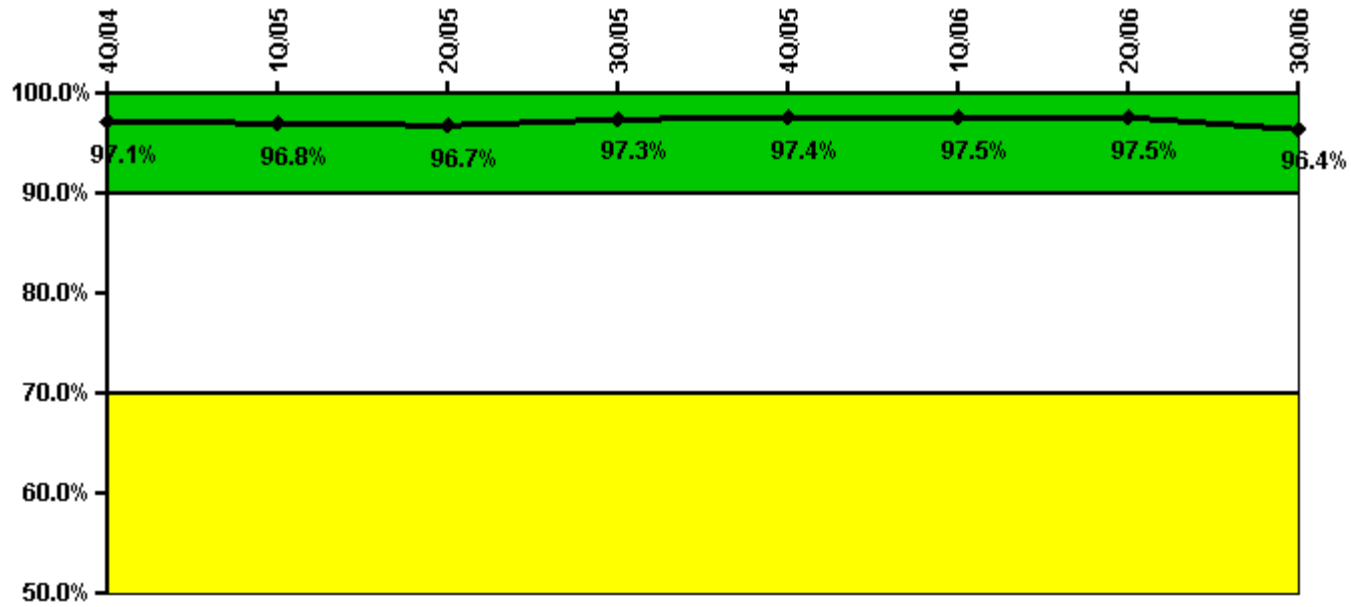
Notes

Reactor Coolant System Leakage	10/04	11/04	12/04	1/05	2/05	3/05	4/05	5/05	6/05	7/05	8/05	9/05
Maximum leakage	0.024	0.015	0.006	0.026	0.012	0.049	0.016	0.031	0.051	0.038	0.030	0.030
Technical specification limit	10.0	10.0	10.0	10.0	10.0	10.0	10.0	10.0	10.0	10.0	10.0	10.0
Indicator value	0.2	0.2	0.1	0.3	0.1	0.5	0.2	0.3	0.5	0.4	0.3	0.3

Reactor Coolant System Leakage	10/05	11/05	12/05	1/06	2/06	3/06	4/06	5/06	6/06	7/06	8/06	9/06
Maximum leakage	N/A	0.156	0.023	0.013	0.007	0.003	0.005	0.014	0.035	0.012	0.016	0.023
Technical specification limit	10.0	10.0	10.0	10.0	10.0	10.0	10.0	10.0	10.0	10.0	10.0	10.0
Indicator value	N/A	1.6	0.2	0.1	0.1	0	0.1	0.1	0.4	0.1	0.2	0.2

Licensee Comments: none

Drill/Exercise Performance



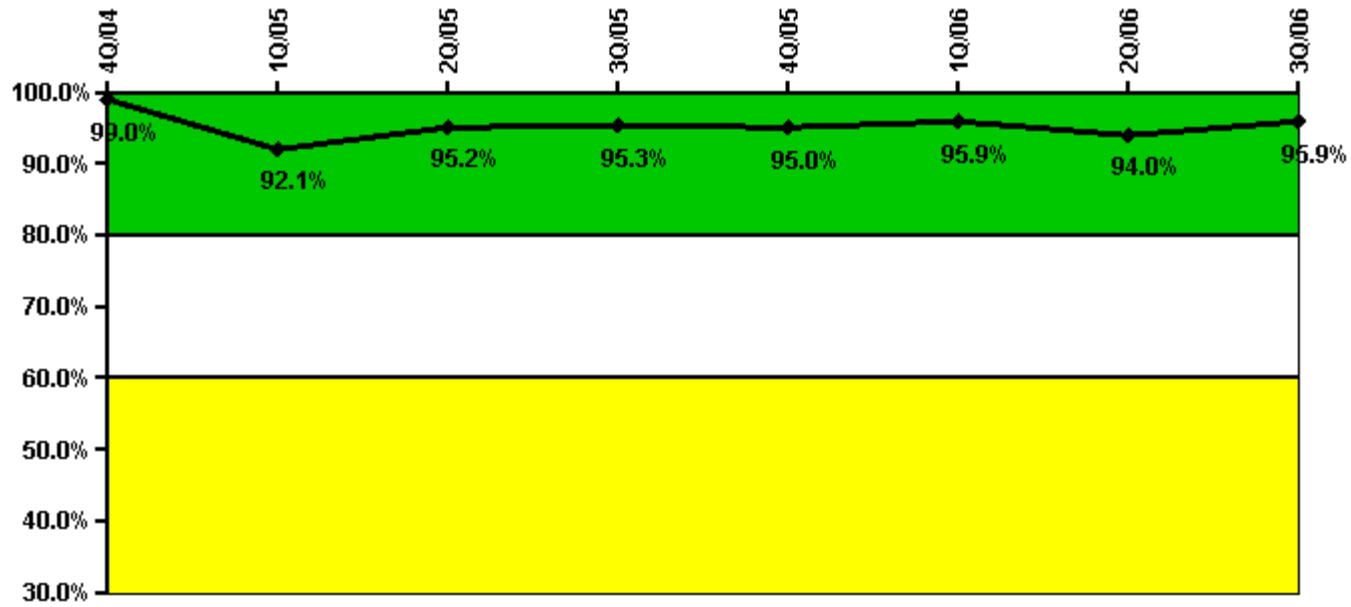
Thresholds: White < 90.0% Yellow < 70.0%

Notes

Drill/Exercise Performance	4Q/04	1Q/05	2Q/05	3Q/05	4Q/05	1Q/06	2Q/06	3Q/06
Successful opportunities	43.0	36.0	33.0	14.0	0	36.0	0	27.0
Total opportunities	44.0	38.0	34.0	14.0	0	36.0	0	30.0
Indicator value	97.1%	96.8%	96.7%	97.3%	97.4%	97.5%	97.5%	96.4%

Licensee Comments: none

ERO Drill Participation



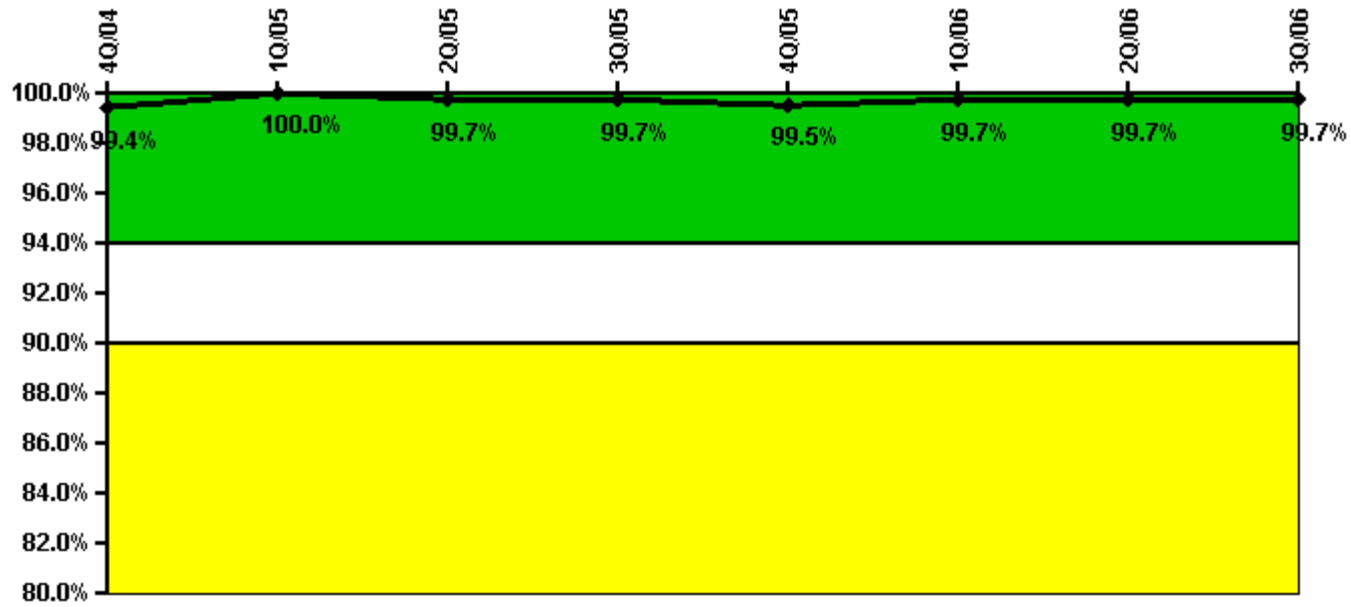
Thresholds: White < 80.0% Yellow < 60.0%

Notes

ERO Drill Participation	4Q/04	1Q/05	2Q/05	3Q/05	4Q/05	1Q/06	2Q/06	3Q/06
Participating Key personnel	96.0	93.0	100.0	101.0	95.0	94.0	94.0	93.0
Total Key personnel	97.0	101.0	105.0	106.0	100.0	98.0	100.0	97.0
Indicator value	99.0%	92.1%	95.2%	95.3%	95.0%	95.9%	94.0%	95.9%

Licensee Comments: none

Alert & Notification System



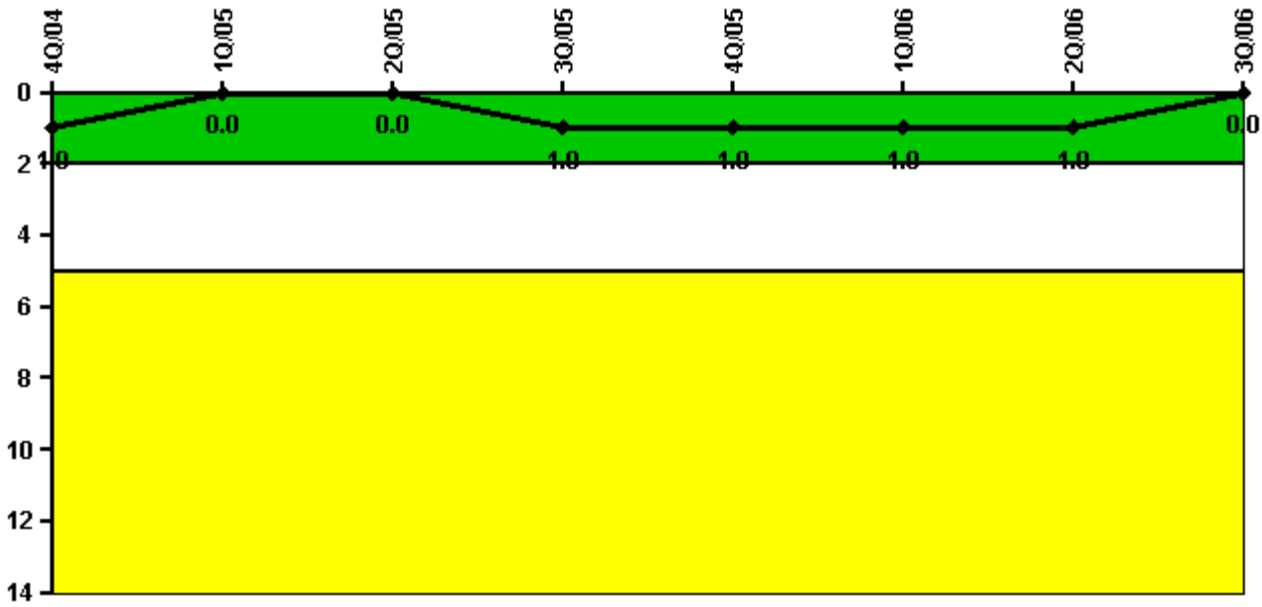
Thresholds: White < 94.0% Yellow < 90.0%

Notes

Alert & Notification System	4Q/04	1Q/05	2Q/05	3Q/05	4Q/05	1Q/06	2Q/06	3Q/06
Successful siren-tests	87	87	86	87	375	377	375	377
Total sirens-tests	87	87	87	87	377	377	377	377
Indicator value	99.4%	100.0%	99.7%	99.7%	99.5%	99.7%	99.7%	99.7%

Licensee Comments: none

Occupational Exposure Control Effectiveness



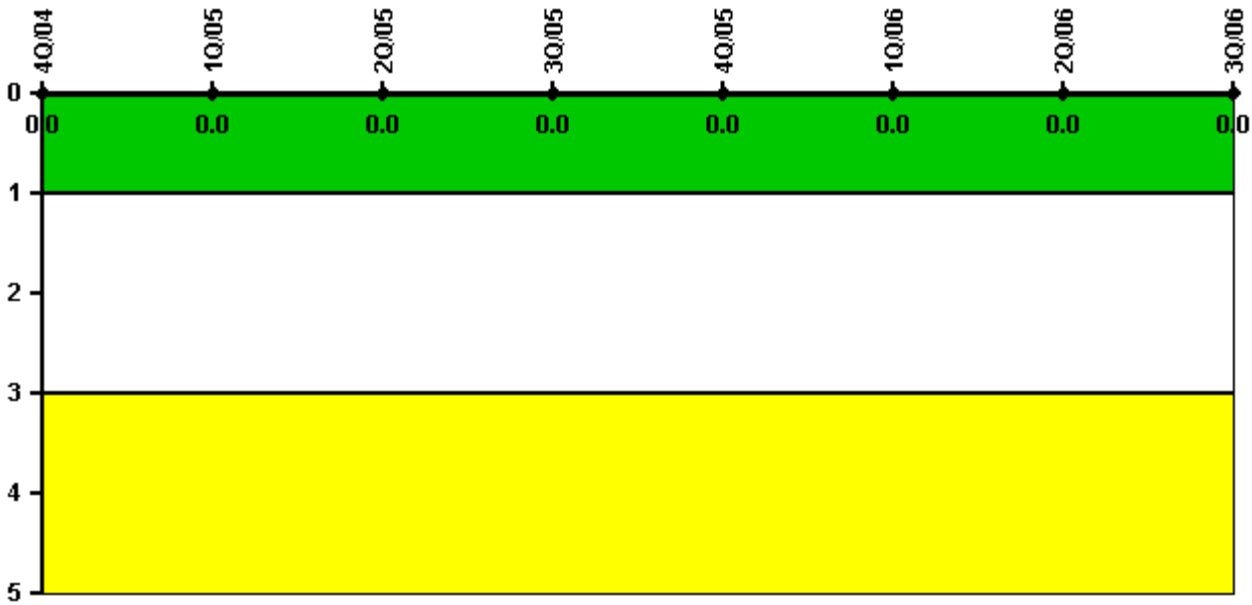
Thresholds: White > 2.0 Yellow > 5.0

Notes

Occupational Exposure Control Effectiveness	4Q/04	1Q/05	2Q/05	3Q/05	4Q/05	1Q/06	2Q/06	3Q/06
High radiation area occurrences	0	0	0	1	0	0	0	0
Very high radiation area occurrences	0	0	0	0	0	0	0	0
Unintended exposure occurrences	0	0	0	0	0	0	0	0
Indicator value	1	0	0	1	1	1	1	0

Licensee Comments: none

RETS/ODCM Radiological Effluent



Thresholds: White > 1.0 Yellow > 3.0

Notes

RETS/ODCM Radiological Effluent	4Q/04	1Q/05	2Q/05	3Q/05	4Q/05	1Q/06	2Q/06	3Q/06
RETS/ODCM occurrences	0	0	0	0	0	0	0	0
Indicator value	0	0	0	0	0	0	0	0

Licensee Comments: none

[Physical Protection](#) information not publicly available.