

Millstone 3

3Q/2005 Performance Indicators

Licensee's General Comments: none

Unplanned Scrams per 7000 Critical Hrs



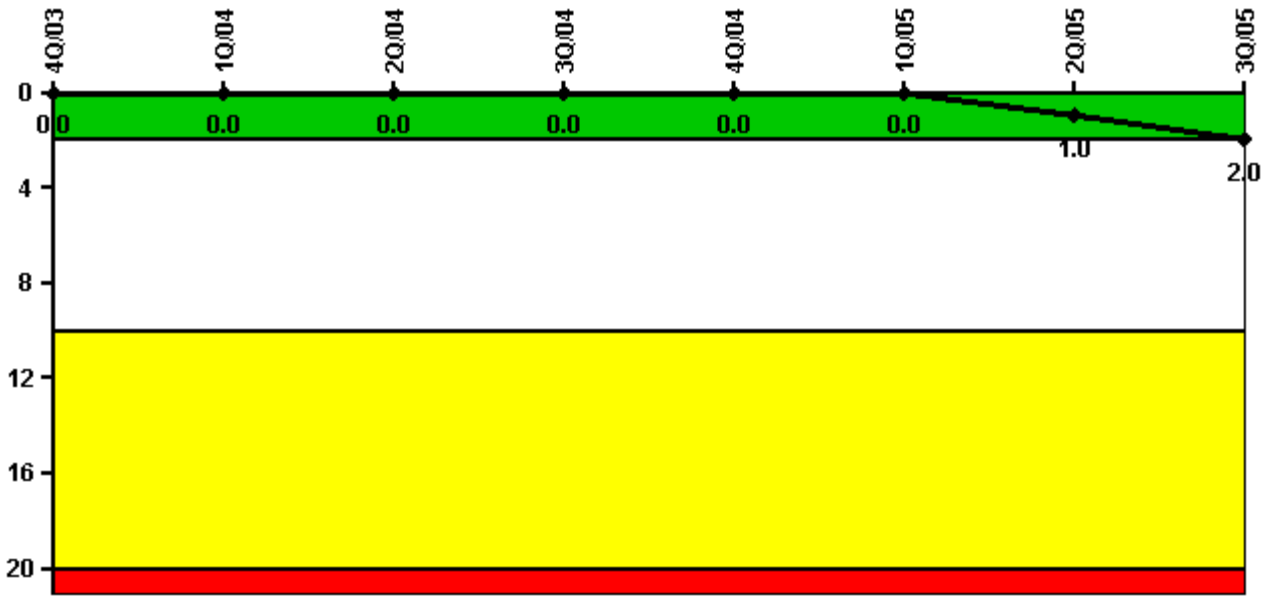
Thresholds: White > 3.0 Yellow > 6.0 Red > 25.0

Notes

Unplanned Scrams per 7000 Critical Hrs	4Q/03	1Q/04	2Q/04	3Q/04	4Q/04	1Q/05	2Q/05	3Q/05
Unplanned scrams	0	0	0	0	0	0	1.0	1.0
Critical hours	2209.0	2184.0	1379.9	2208.0	2209.0	2160.0	1875.9	2173.2
Indicator value	0	0	0	0	0	0	0.8	1.7

Licensee Comments: none

Scrams with Loss of Normal Heat Removal



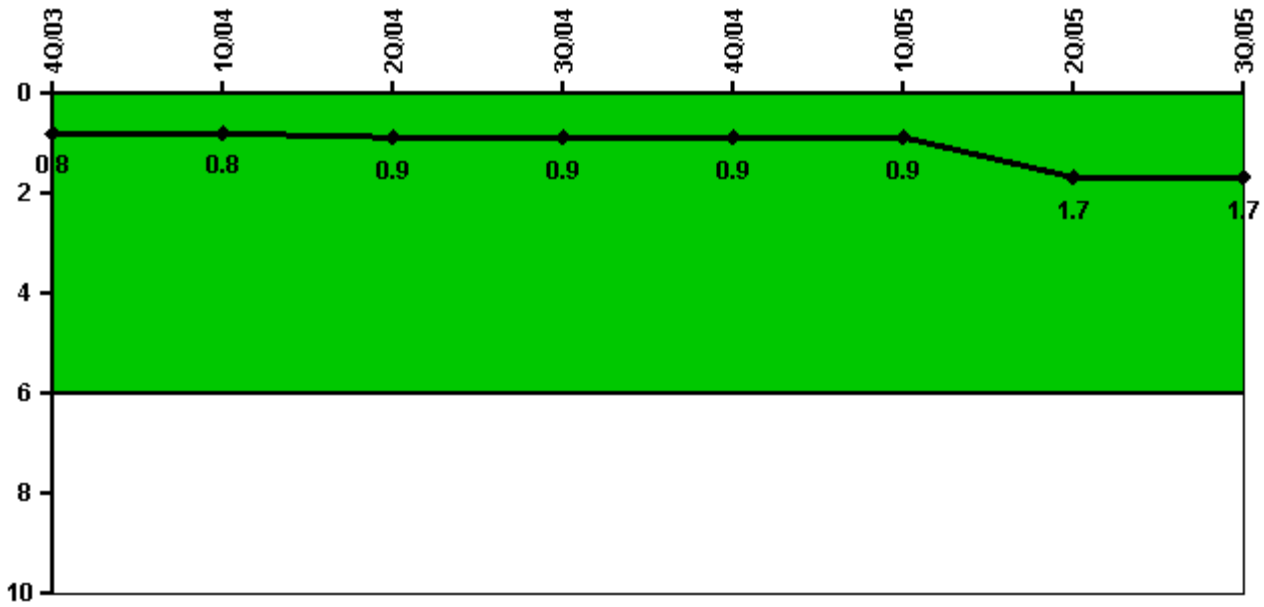
Thresholds: White > 2.0 Yellow > 10.0 Red > 20.0

Notes

Scrams with Loss of Normal Heat Removal	4Q/03	1Q/04	2Q/04	3Q/04	4Q/04	1Q/05	2Q/05	3Q/05
Scrams	0	0	0	0	0	0	1.0	1.0
Indicator value	0	0	0	0	0	0	1.0	2.0

Licensee Comments: none

Unplanned Power Changes per 7000 Critical Hrs



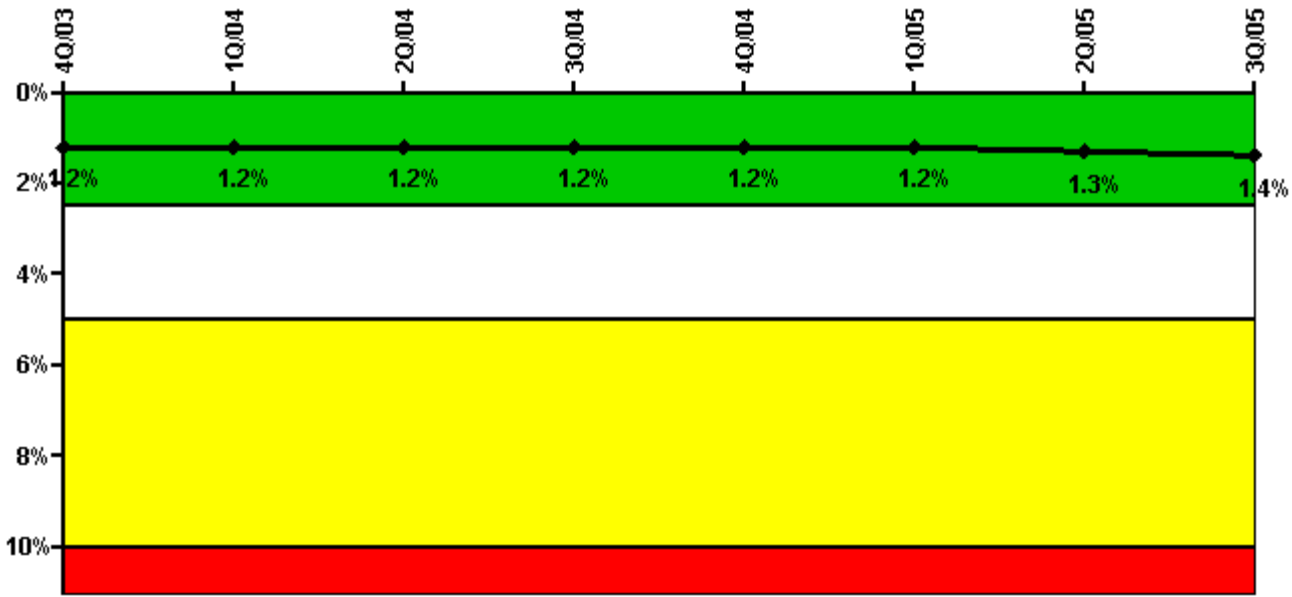
Thresholds: White > 6.0

Notes

Unplanned Power Changes per 7000 Critical Hrs	4Q/03	1Q/04	2Q/04	3Q/04	4Q/04	1Q/05	2Q/05	3Q/05
Unplanned power changes	1.0	0	0	0	1.0	0	1.0	0
Critical hours	2209.0	2184.0	1379.9	2208.0	2209.0	2160.0	1875.9	2173.2
Indicator value	0.8	0.8	0.9	0.9	0.9	0.9	1.7	1.7

Licensee Comments: none

Safety System Unavailability, Emergency AC Power



Thresholds: White > 2.5% Yellow > 5.0% Red > 10.0%

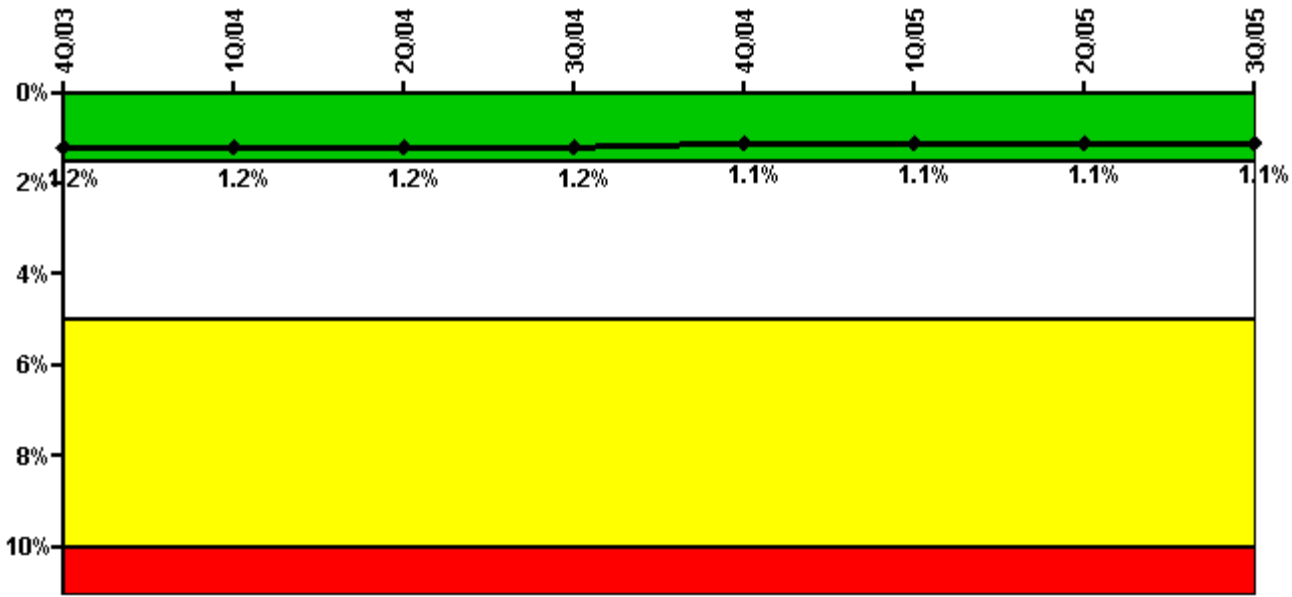
Notes

Safety System Unavailability, Emergency AC Power	4Q/03	1Q/04	2Q/04	3Q/04	4Q/04	1Q/05	2Q/05	3Q/05
Train 1								
Planned unavailable hours	28.16	21.15	12.65	13.83	23.36	17.71	4.24	35.32
Unplanned unavailable hours	0	0	0	0	0	7.92	0	0
Fault exposure hours	0	0	0	0	0	0	0	0
Effective Reset hours	0	0	0	0	0	0	0	0
Required hours	2209.00	2184.00	2052.00	2208.00	2209.00	2160.00	2007.12	2208.00
Train 2								
Planned unavailable hours	26.47	30.22	13.03	21.81	14.26	15.73	1.63	24.36
Unplanned unavailable hours	4.55	1.55	0	14.12	0	0	76.13	78.75
Fault exposure hours	0	0	0	0	0	0	0	0
Effective Reset hours	0	0	0	0	0	0	0	0
Required hours	2209.00	2184.00	2183.00	2208.00	2209.00	2160.00	2150.50	2208.00
Indicator value	1.2%	1.2%	1.2%	1.2%	1.2%	1.2%	1.3%	1.4%

Licensee Comments:

3Q/05: 14.57 hours of unplanned unavailability for train 1 of the Emergency Diesel Generator were removed to account for the inadvertent inclusion of cascaded support system unavailability hours that did not affect the Emergency Diesel Generator operability. This revision did not result in indicator crossing a threshold.

Safety System Unavailability, High Pressure Injection System (HPSI)



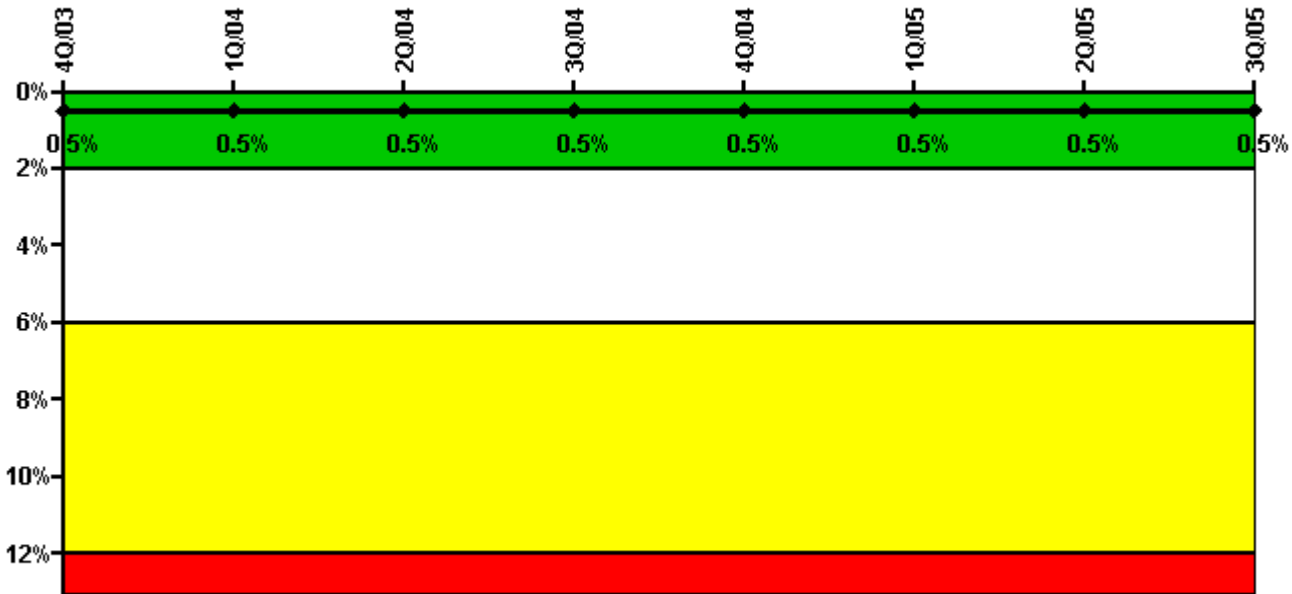
Thresholds: White > 1.5% Yellow > 5.0% Red > 10.0%

Notes

Safety System Unavailability, High Pressure Injection System (HPSI)	4Q/03	1Q/04	2Q/04	3Q/04	4Q/04	1Q/05	2Q/05	3Q/05
Train 1								
Planned unavailable hours	16.29	22.54	3.18	12.38	14.80	14.37	12.10	35.56
Unplanned unavailable hours	12.97	0	0	44.52	5.20	20.22	0	0.98
Fault exposure hours	0	0	0	0	0	0	0	0
Effective Reset hours	0	0	0	0	0	0	0	0
Required hours	2209.00	2184.00	1483.35	2208.00	2209.00	2160.00	1976.90	2208.00
Train 2								
Planned unavailable hours	17.47	19.59	17.04	21.30	52.72	6.92	6.40	24.84
Unplanned unavailable hours	0	58.80	0	7.45	0	0	0	0
Fault exposure hours	0	0	0	0	0	0	0	0
Effective Reset hours	0	0	0	0	0	0	0	0
Required hours	2209.00	2184.00	1483.35	2208.00	2209.00	2160.00	1976.90	2208.00
Train 3								
Planned unavailable hours	32.23	12.52	14.24	29.73	11.19	27.73	11.10	26.52
Unplanned unavailable hours	16.90	0	0	0	0	9.02	8.52	0
Fault exposure hours	0	0	0	0	0	0	0	0
Effective Reset hours	0	0	0	0	0	0	0	0
Required hours	2209.00	2184.00	1483.35	2208.00	2209.00	2160.00	1996.62	2208.00
Train 4								
Planned unavailable hours	20.66	8.87	17.36	23.03	25.67	8.30	9.97	16.38
Unplanned unavailable hours	0	0	0	0	0	2.83	0	0
Fault exposure hours	0	0	0	0	0	0	0	0
Effective Reset hours	0	0	0	0	0	0	0	0
Required hours	2209.00	2184.00	1483.35	2208.00	2209.00	2160.00	1996.62	2208.00
Indicator value	1.2%	1.2%	1.2%	1.2%	1.1%	1.1%	1.1%	1.1%

Licensee Comments: none

Safety System Unavailability, Heat Removal System (AFW)



Thresholds: White > 2.0% Yellow > 6.0% Red > 12.0%

Notes

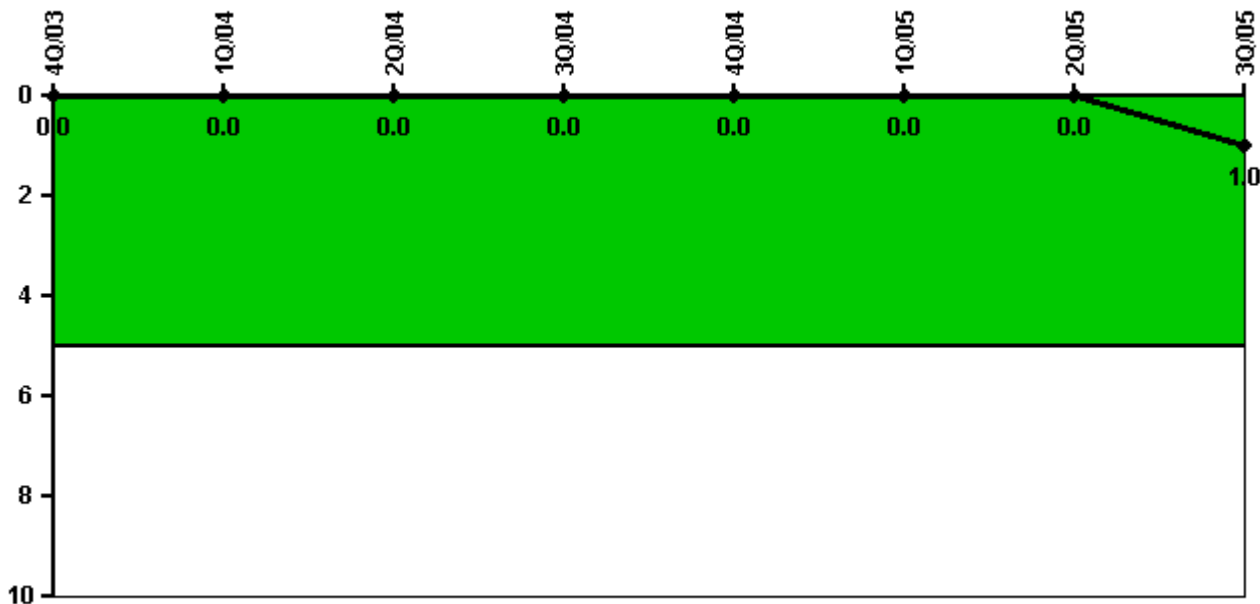
Safety System Unavailability, Heat Removal System (AFW)	4Q/03	1Q/04	2Q/04	3Q/04	4Q/04	1Q/05	2Q/05	3Q/05
Train 1								
Planned unavailable hours	14.05	2.50	0.71	3.32	9.87	4.91	19.87	6.56
Unplanned unavailable hours	0	0	0	0	0	1.13	0	0
Fault exposure hours	0	0	0	0	0	0	0	0
Effective Reset hours	0	0	0	0	0	0	0	0
Required hours	2209.00	2184.00	1453.00	2208.00	2209.00	2160.00	1922.00	2200.00
Train 2								
Planned unavailable hours	2.85	2.29	12.84	16.82	17.50	4.78	7.48	14.67
Unplanned unavailable hours	0	0	0	0	0	1.13	0	0
Fault exposure hours	0	0	0	0	0	0	0	0
Effective Reset hours	0	0	0	0	0	0	0	0
Required hours	2209.00	2184.00	1453.00	2208.00	2209.00	2160.00	1922.00	2200.00
Train 3								
Planned unavailable hours	12.88	20.10	4.73	4.02	14.66	5.18	9.02	7.66
Unplanned unavailable hours	0	0	33.01	0	0	0	1.83	0
Fault exposure hours	0	0	0	0	0	0	0	0
Effective Reset hours	0	0	0	0	0	0	0	0
Required hours	2209.00	2184.00	1453.00	2208.00	2209.00	2160.00	1922.00	2200.00
Indicator value	0.5%	0.5%	0.5%	0.5%	0.5%	0.5%	0.5%	0.5%

Licensee Comments: none

Required hours	2209.00	2184.00	1483.35	2208.00	2209.00	8208.00	1996.62	2208.00
Indicator value	0.5%	0.5%	0.5%	0.5%	0.5%	0.5%	0.5%	0.5%

Licensee Comments: none

Safety System Functional Failures (PWR)



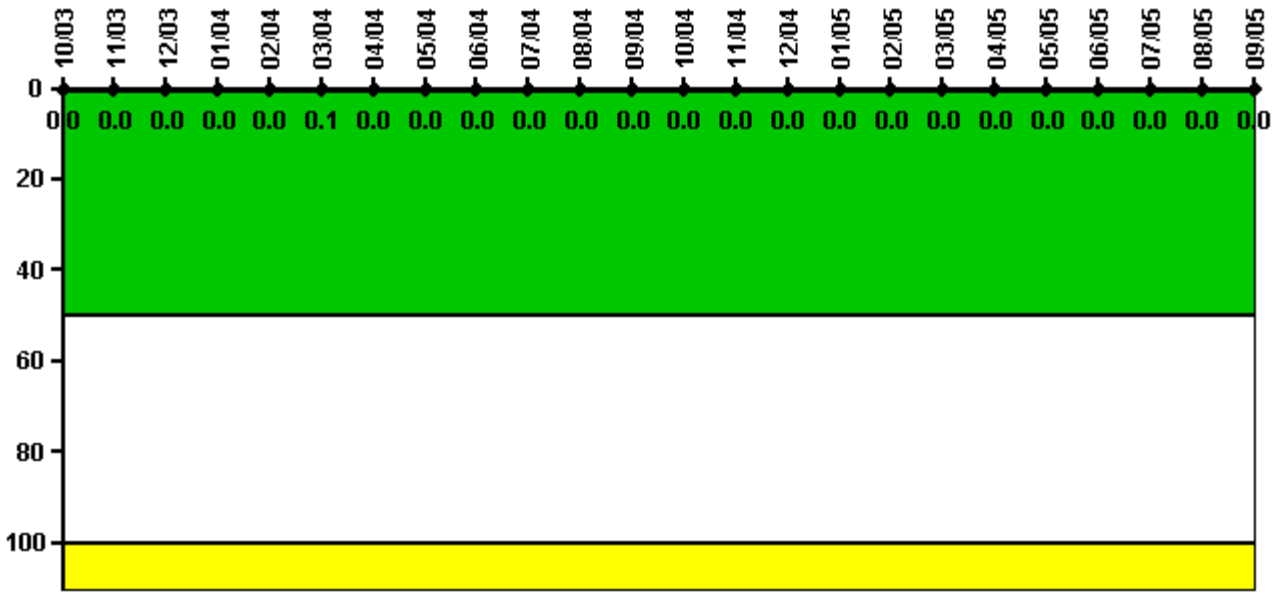
Thresholds: White > 5.0

Notes

Safety System Functional Failures (PWR)	4Q/03	1Q/04	2Q/04	3Q/04	4Q/04	1Q/05	2Q/05	3Q/05
Safety System Functional Failures	0	0	0	0	0	0	0	1
Indicator value	0	0	0	0	0	0	0	1

Licensee Comments: none

Reactor Coolant System Activity




Thresholds: White > 50.0 Yellow > 100.0

Notes

Reactor Coolant System Activity	10/03	11/03	12/03	1/04	2/04	3/04	4/04	5/04	6/04	7/04	8/04	9/04
Maximum activity	0.000256	0.000271	0.000290	0.000284	0.000295	0.000899	0.000196	0.000095	0.000160	0.000153	0.000160	0.000171
Technical specification limit	1.0	1.0	1.0	1.0	1.0	1.0	1.0	1.0	1.0	1.0	1.0	1.0
Indicator value	0	0	0	0	0	0.1	0	0	0	0	0	0
Reactor Coolant System Activity	10/04	11/04	12/04	1/05	2/05	3/05	4/05	5/05	6/05	7/05	8/05	9/05
Maximum activity	0.000177	0.000179	0.000201	0.000192	0.000204	0.000207	0.000214	0.000221	0.000220	0.000230	0.000233	0.000236
Technical specification limit	1.0	1.0	1.0	1.0	1.0	1.0	1.0	1.0	1.0	1.0	1.0	1.0
Indicator value	0	0	0	0	0	0	0	0	0	0	0	0

Licensee Comments: none

Reactor Coolant System Leakage



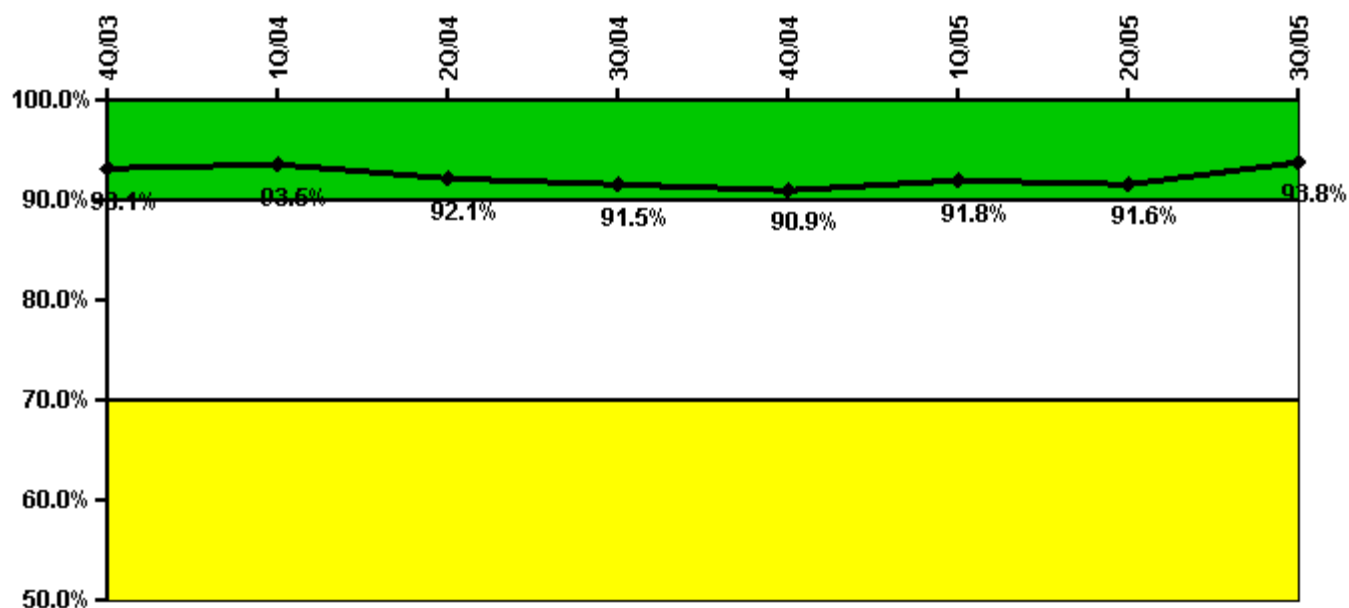
Thresholds: White > 50.0 Yellow > 100.0

Notes

Reactor Coolant System Leakage	10/03	11/03	12/03	1/04	2/04	3/04	4/04	5/04	6/04	7/04	8/04	9/04
Maximum leakage	0.197	0.154	0.221	0.234	0.209	0.339	0.344	0.250	0.121	0.168	0.121	0.117
Technical specification limit	10.0	10.0	10.0	10.0	10.0	10.0	10.0	10.0	10.0	10.0	10.0	10.0
Indicator value	2.0	1.5	2.2	2.3	2.1	3.4	3.4	2.5	1.2	1.7	1.2	1.2
Reactor Coolant System Leakage	10/04	11/04	12/04	1/05	2/05	3/05	4/05	5/05	6/05	7/05	8/05	9/05
Maximum leakage	0.127	0.146	0.141	0.142	0.171	0.145	0.132	0.131	0.130	0.124	0.287	0.083
Technical specification limit	10.0	10.0	10.0	10.0	10.0	10.0	10.0	10.0	10.0	10.0	10.0	10.0
Indicator value	1.3	1.5	1.4	1.4	1.7	1.5	1.3	1.3	1.3	1.2	2.9	0.8

Licensee Comments: none

Drill/Exercise Performance



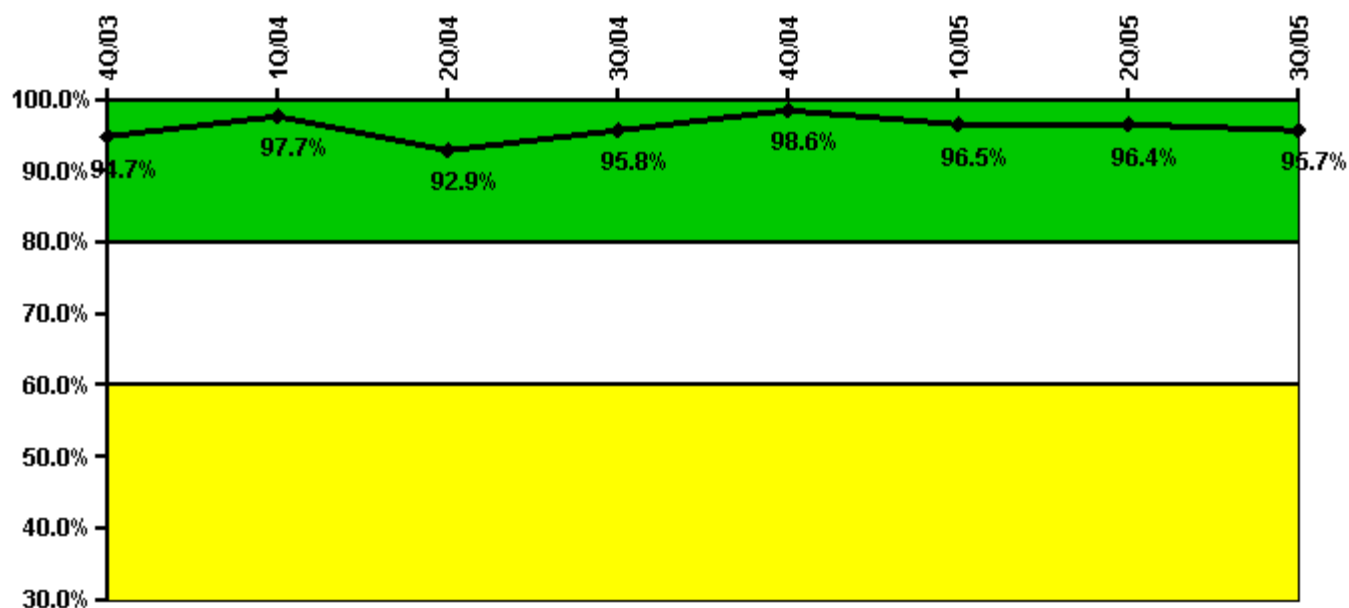
Thresholds: White < 90.0% Yellow < 70.0%

Notes

Drill/Exercise Performance	4Q/03	1Q/04	2Q/04	3Q/04	4Q/04	1Q/05	2Q/05	3Q/05
Successful opportunities	27.0	43.0	11.0	58.0	85.0	30.0	26.0	67.0
Total opportunities	29.0	45.0	16.0	63.0	93.0	30.0	27.0	67.0
Indicator value	93.1%	93.5%	92.1%	91.5%	90.9%	91.8%	91.6%	93.8%

Licensee Comments: none

ERO Drill Participation



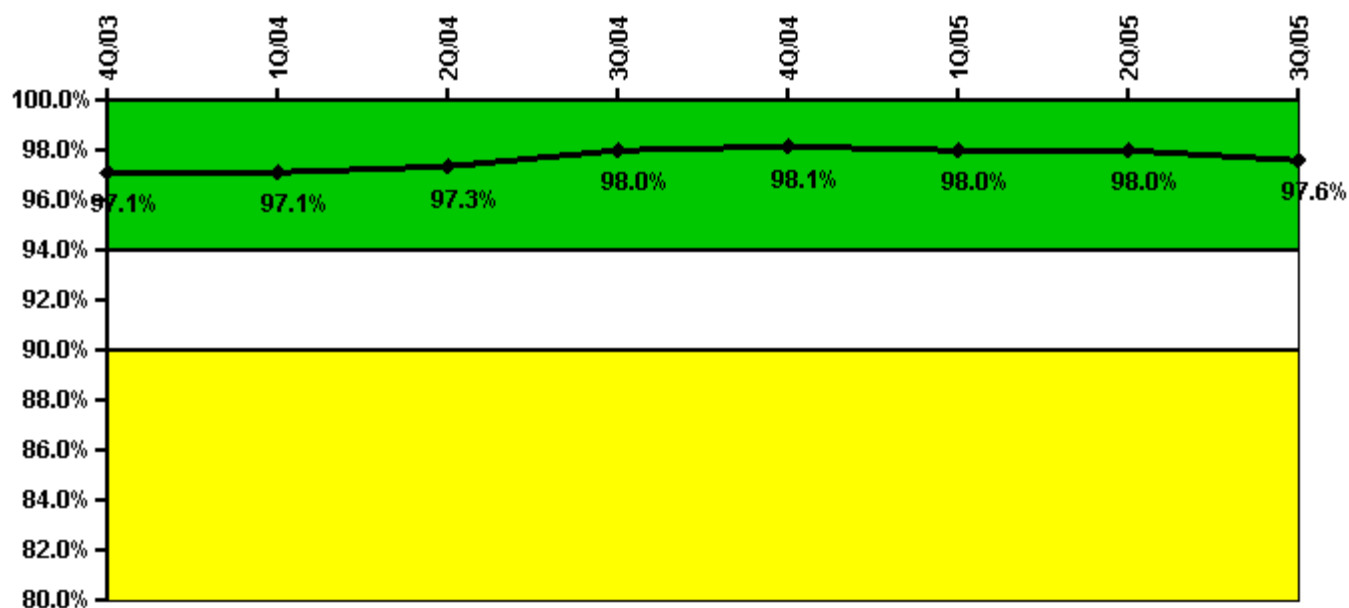
Thresholds: White < 80.0% Yellow < 60.0%

Notes

ERO Drill Participation	4Q/03	1Q/04	2Q/04	3Q/04	4Q/04	1Q/05	2Q/05	3Q/05
Participating Key personnel	126.0	130.0	131.0	138.0	141.0	136.0	132.0	132.0
Total Key personnel	133.0	133.0	141.0	144.0	143.0	141.0	137.0	138.0
Indicator value	94.7%	97.7%	92.9%	95.8%	98.6%	96.5%	96.4%	95.7%

Licensee Comments: none

Alert & Notification System



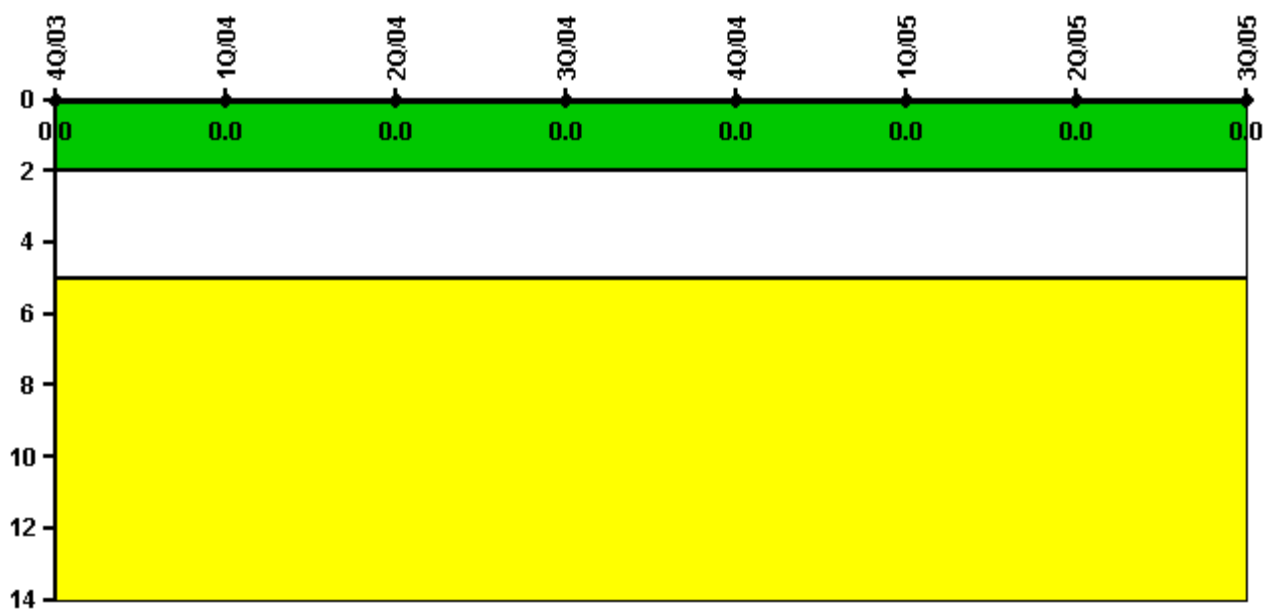
Thresholds: White < 94.0% Yellow < 90.0%

Notes

Alert & Notification System	4Q/03	1Q/04	2Q/04	3Q/04	4Q/04	1Q/05	2Q/05	3Q/05
Successful siren-tests	314	314	312	462	316	312	312	456
Total sirens-tests	318	318	318	477	318	318	318	477
Indicator value	97.1%	97.1%	97.3%	98.0%	98.1%	98.0%	98.0%	97.6%

Licensee Comments: none

Occupational Exposure Control Effectiveness



Thresholds: White > 2.0 Yellow > 5.0

Notes

Occupational Exposure Control Effectiveness	4Q/03	1Q/04	2Q/04	3Q/04	4Q/04	1Q/05	2Q/05	3Q/05
High radiation area occurrences	0	0	0	0	0	0	0	0
Very high radiation area occurrences	0	0	0	0	0	0	0	0
Unintended exposure occurrences	0	0	0	0	0	0	0	0
Indicator value	0	0	0	0	0	0	0	0

Licensee Comments: none

RETS/ODCM Radiological Effluent



Thresholds: White > 1.0 Yellow > 3.0

Notes

RETS/ODCM Radiological Effluent	4Q/03	1Q/04	2Q/04	3Q/04	4Q/04	1Q/05	2Q/05	3Q/05
RETS/ODCM occurrences	0	0	0	0	0	0	0	0
Indicator value	0	0	0	0	0	0	0	0

Licensee Comments: none

[Physical Protection](#) information not publicly available.