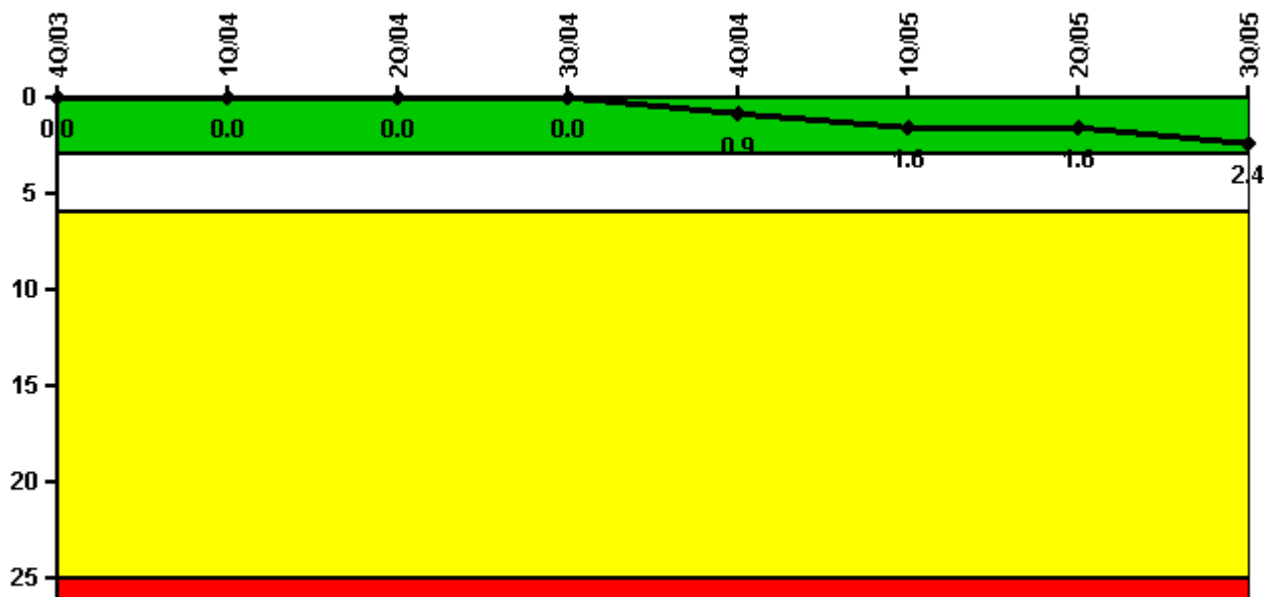


Browns Ferry 3

3Q/2005 Performance Indicators

Licensee's General Comments: none

Unplanned Scrams per 7000 Critical Hrs



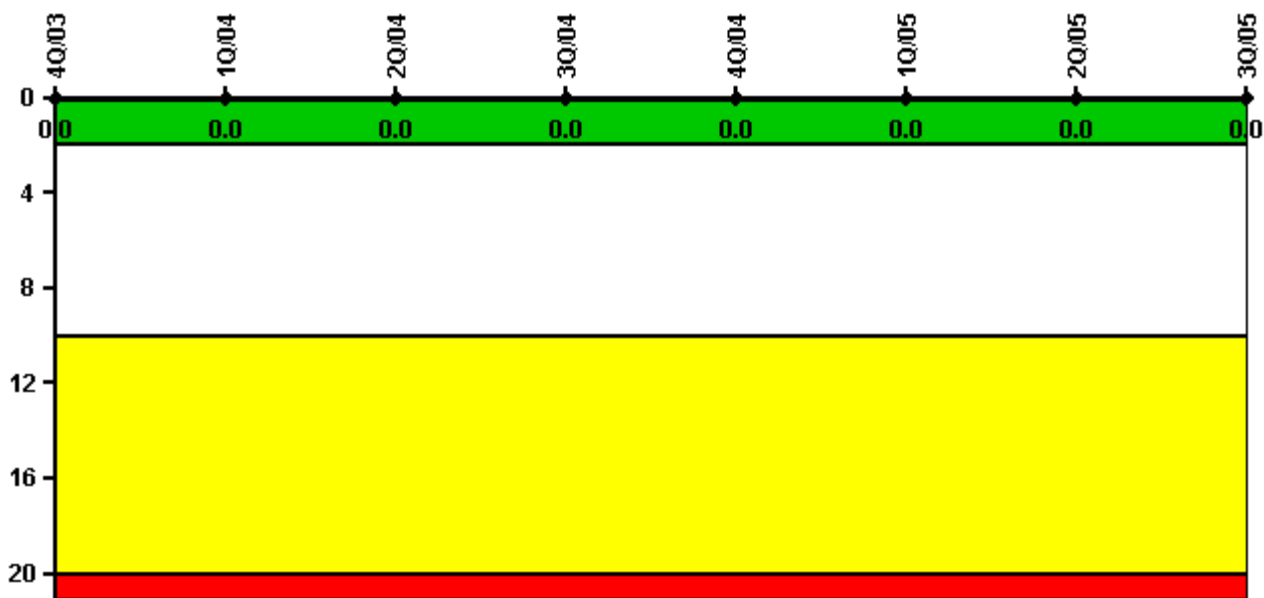
Thresholds: White > 3.0 Yellow > 6.0 Red > 25.0

Notes

Unplanned Scrams per 7000 Critical Hrs	4Q/03	1Q/04	2Q/04	3Q/04	4Q/04	1Q/05	2Q/05	3Q/05
Unplanned scrams	0	0	0	0	1.0	1.0	0	1.0
Critical hours	2209.0	1486.6	2183.0	2208.0	2179.8	2068.5	2183.0	2175.1
Indicator value	0	0	0	0	0.9	1.6	1.6	2.4

Licensee Comments: none

Scrams with Loss of Normal Heat Removal



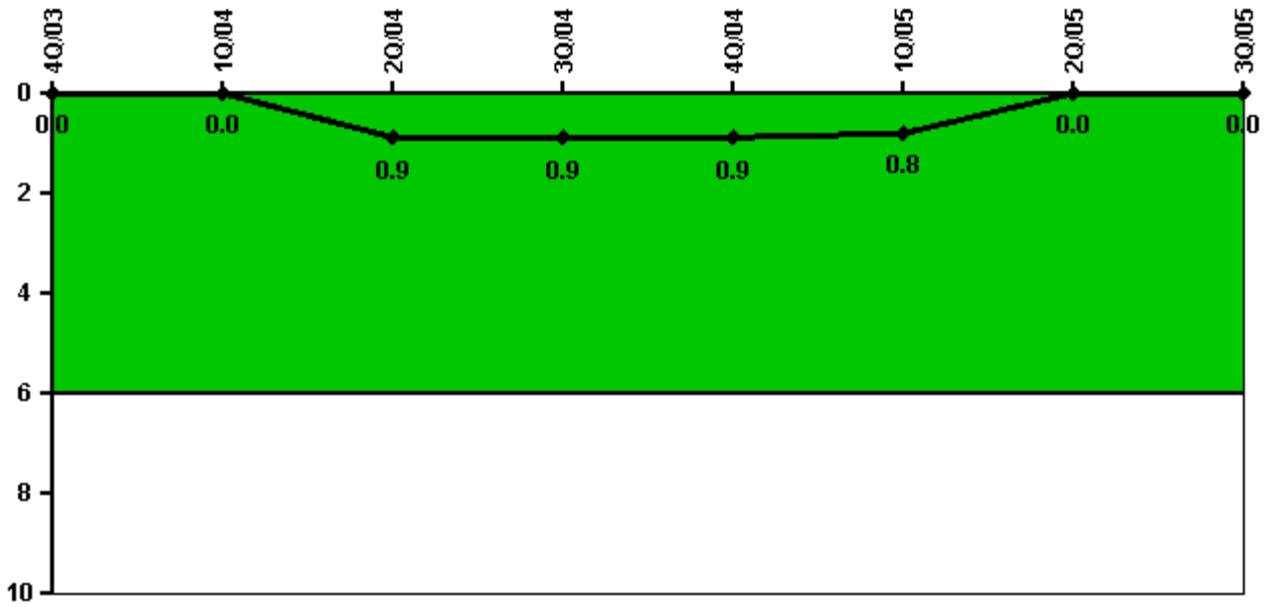
Thresholds: White > 2.0 Yellow > 10.0 Red > 20.0

Notes

Scrams with Loss of Normal Heat Removal	4Q/03	1Q/04	2Q/04	3Q/04	4Q/04	1Q/05	2Q/05	3Q/05
Scrams	0	0	0	0	0	0	0	0
Indicator value	0	0	0	0	0	0	0	0

Licensee Comments: none

Unplanned Power Changes per 7000 Critical Hrs



Thresholds: White > 6.0

Notes

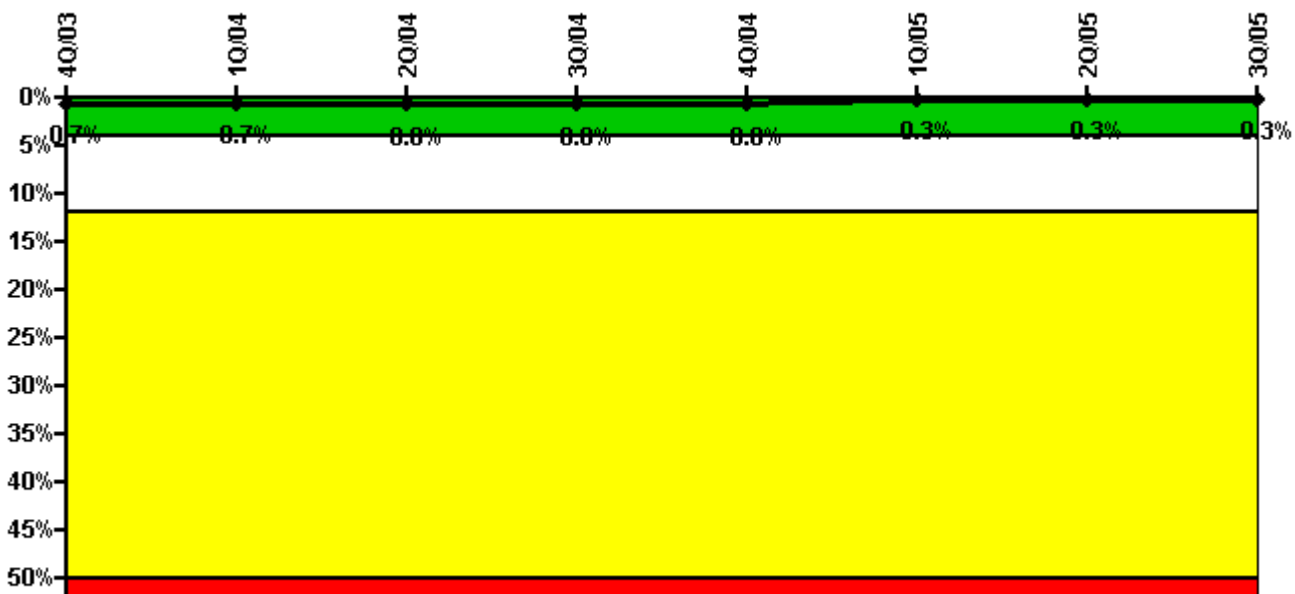
Unplanned Power Changes per 7000 Critical Hrs	4Q/03	1Q/04	2Q/04	3Q/04	4Q/04	1Q/05	2Q/05	3Q/05
Unplanned power changes	0	0	1.0	0	0	0	0	0
Critical hours	2209.0	1486.6	2183.0	2208.0	2179.8	2068.5	2183.0	2175.1
Indicator value	0	0	0.9	0.9	0.9	0.8	0	0

Licensee Comments: none

Fault exposure hours	0	0	0	0	0	0	0	0
Effective Reset hours	0	0	0	0	0	0	0	0
Required hours	2209.00	2184.00	2184.00	2208.00	2208.00	2160.00	2184.00	2208.00
Train 6								
Planned unavailable hours	2.09	58.30	0.76	2.68	1.55	1.21	8.89	0.87
Unplanned unavailable hours	0	0	0	0	0	0	0	0
Fault exposure hours	0	0	0	0	0	0	0	0
Effective Reset hours	0	0	0	0	0	0	0	0
Required hours	2209.00	2184.00	2184.00	2208.00	2208.00	2160.00	2184.00	2208.00
Train 7								
Planned unavailable hours	2.02	1.85	2.32	3.59	10.61	1.30	8.14	32.95
Unplanned unavailable hours	0	0	0	0	0	0	0	0
Fault exposure hours	0	0	0	0	0	0	0	0
Effective Reset hours	0	0	0	0	0	0	0	0
Required hours	2209.00	2184.00	2184.00	2208.00	2208.00	2160.00	2184.00	2208.00
Train 8								
Planned unavailable hours	1.29	1.18	1.39	1.05	2.33	5.73	1.28	9.58
Unplanned unavailable hours	0	89.95	0	0	0	0	0	0
Fault exposure hours	0	378.67	0	0	0	0	0	0
Effective Reset hours	0	0	0	0	0	0	0	0
Required hours	2209.00	2184.00	2184.00	2208.00	2208.00	2160.00	2184.00	2208.00
Indicator value	0.9%	1.1%	1.1%	1.1%	1.1%	1.1%	0.9%	0.8%

Licensee Comments: none

Safety System Unavailability, High Pressure Injection System (HPCI)



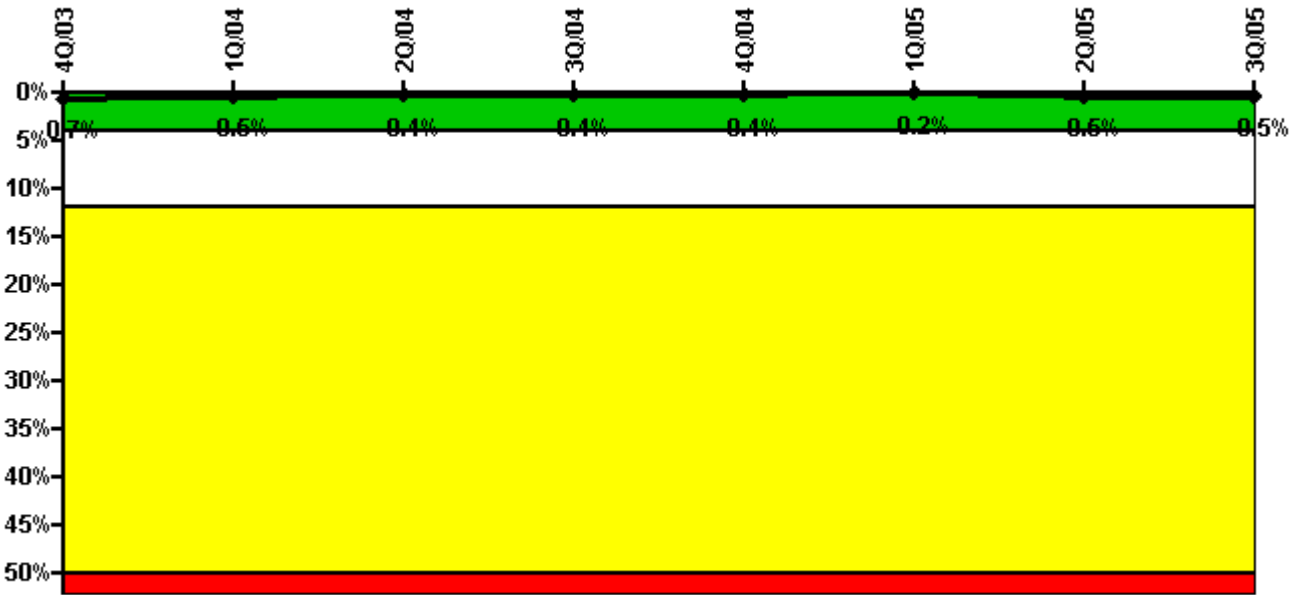
Thresholds: White > 4.0% Yellow > 12.0% Red > 50.0%

Notes

Safety System Unavailability, High Pressure Injection System (HPCI)	4Q/03	1Q/04	2Q/04	3Q/04	4Q/04	1Q/05	2Q/05	3Q/05
Train 1								
Planned unavailable hours	0	0	18.33	7.40	0	0	14.28	0
Unplanned unavailable hours	0	0	0	0	0	0	0	0
Fault exposure hours	0	0	0	0	0	0	0	0
Effective Reset hours	0	0	0	0	0	0	0	0
Required hours	2209.00	1488.70	2184.00	2208.00	2208.00	2079.02	2184.00	2208.00
Indicator value	0.7%	0.7%	0.8%	0.8%	0.8%	0.3%	0.3%	0.3%

Licensee Comments: none

Safety System Unavailability, Heat Removal System (RCIC)



Thresholds: White > 4.0% Yellow > 12.0% Red > 50.0%

Notes

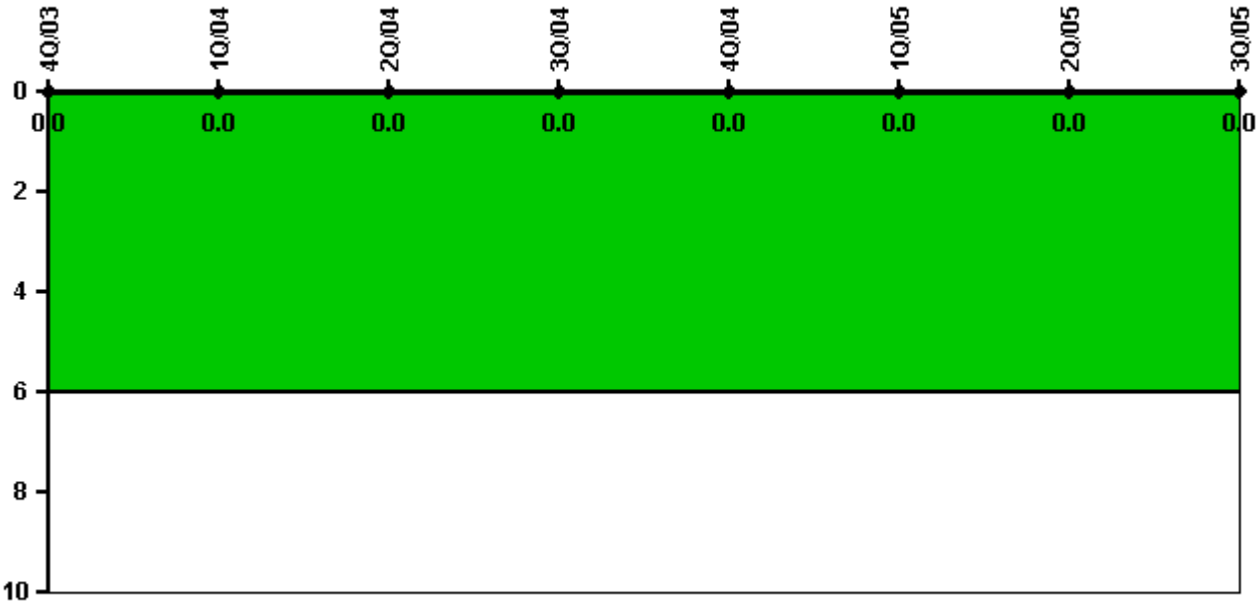
Safety System Unavailability, Heat Removal System (RCIC)	4Q/03	1Q/04	2Q/04	3Q/04	4Q/04	1Q/05	2Q/05	3Q/05
Train 1								
Planned unavailable hours	14.38	0.25	0.08	7.27	0.35	0.27	62.68	0.33
Unplanned unavailable hours	0	0	0	0	0	0	0	0
Fault exposure hours	0	0	0	0	0	0	0	0
Effective Reset hours	0	0	0	0	0	0	0	0
Required hours	2209.00	1488.70	2184.00	2208.00	2208.00	2079.02	2184.00	2208.00
Indicator value	0.7%	0.5%	0.4%	0.4%	0.4%	0.2%	0.5%	0.5%

Licensee Comments: none

Required hours	2209.00	1714.70	2183.00	2208.00	2209.00	2160.00	2183.00	2208.00
Indicator value	0.6%	0.7%	0.7%	0.9%	0.9%	0.8%	0.9%	0.9%

Licensee Comments: none

Safety System Functional Failures (BWR)



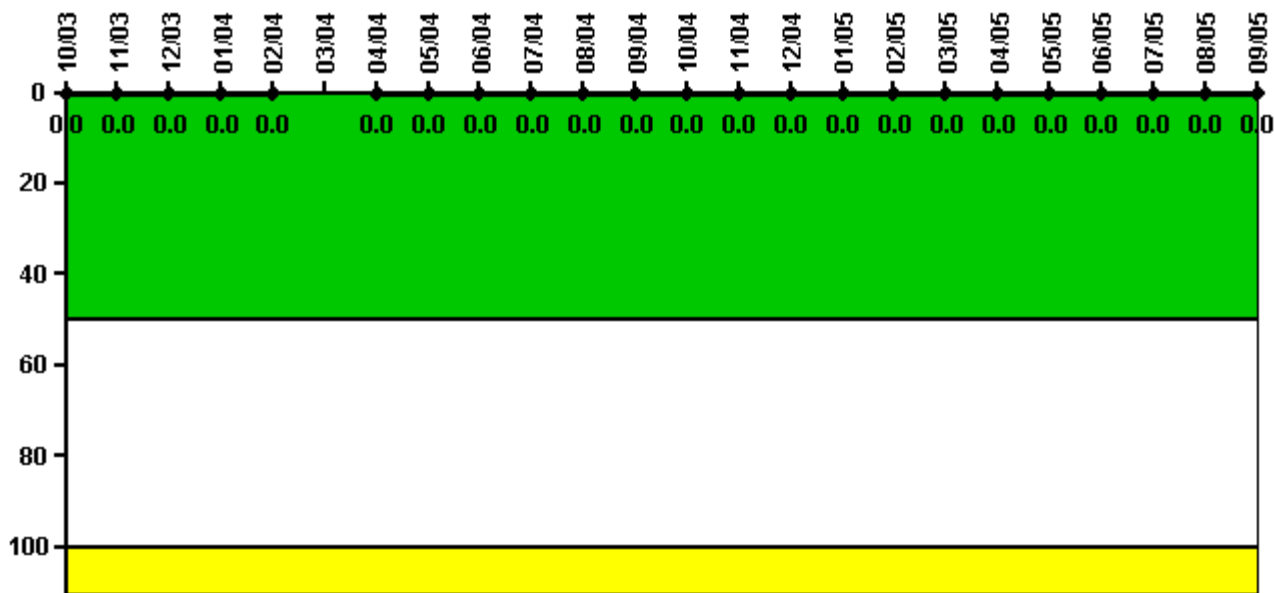
Thresholds: White > 6.0

Notes

Safety System Functional Failures (BWR)	4Q/03	1Q/04	2Q/04	3Q/04	4Q/04	1Q/05	2Q/05	3Q/05
Safety System Functional Failures	0	0	0	0	0	0	0	0
Indicator value	0	0	0	0	0	0	0	0

Licensee Comments: none

Reactor Coolant System Activity



Thresholds: White > 50.0 Yellow > 100.0


Notes

Reactor Coolant System Activity	10/03	11/03	12/03	1/04	2/04	3/04	4/04	5/04	6/04	7/04	8/04	9/04
Maximum activity	0.000069	0.000121	0.000102	0.000100	0.000286	N/A	0.000090	0.000086	0.000077	0.000077	0.000073	0.000080
Technical specification limit	3.2	3.2	3.2	3.2	3.2	3.2	3.2	3.2	3.2	3.2	3.2	3.2
Indicator value	0	0	0	0	0	N/A	0	0	0	0	0	0

Reactor Coolant System Activity	10/04	11/04	12/04	1/05	2/05	3/05	4/05	5/05	6/05	7/05	8/05	9/05
Maximum activity	0.000068	0.000028	0.000028	0.000031	0.000030	0.000064	0.000028	0.000034	0.000038	0.000032	0.000030	0.000029
Technical specification limit	3.2	3.2	3.2	3.2	3.2	3.2	3.2	3.2	3.2	3.2	3.2	3.2
Indicator value	0	0	0	0	0	0	0	0	0	0	0	0

Licensee Comments: none

Reactor Coolant System Leakage



Thresholds: White > 50.0 Yellow > 100.0

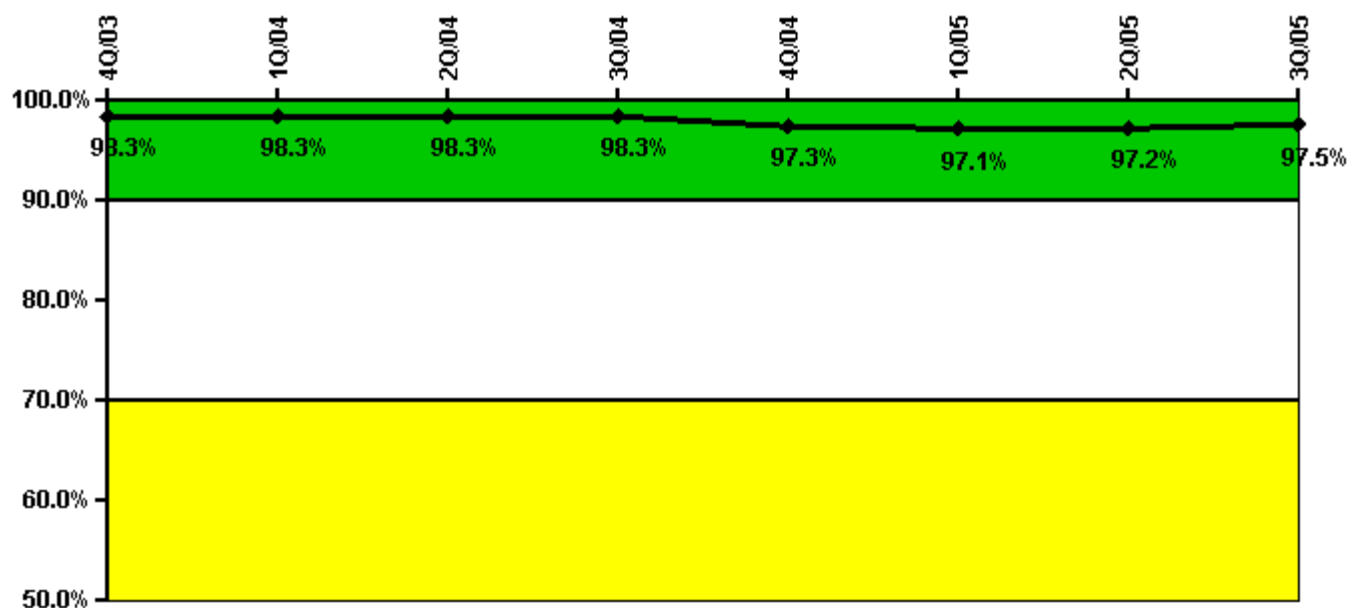
Notes

Reactor Coolant System Leakage	10/03	11/03	12/03	1/04	2/04	3/04	4/04	5/04	6/04	7/04	8/04	9/04
Maximum leakage	4.310	4.410	4.670	4.370	4.880	4.480	1.640	1.640	1.850	1.670	1.660	1.720
Technical specification limit	30.0	30.0	30.0	30.0	30.0	30.0	30.0	30.0	30.0	30.0	30.0	30.0
Indicator value	14.4	14.7	15.6	14.6	16.3	14.9	5.5	5.5	6.2	5.6	5.5	5.7

Reactor Coolant System Leakage	10/04	11/04	12/04	1/05	2/05	3/05	4/05	5/05	6/05	7/05	8/05	9/05
Maximum leakage	1.760	1.750	1.780	1.780	1.760	1.640	1.640	1.670	1.720	1.760	1.760	1.730
Technical specification limit	30.0	30.0	30.0	30.0	30.0	30.0	30.0	30.0	30.0	30.0	30.0	30.0
Indicator value	5.9	5.8	5.9	5.9	5.9	5.5	5.5	5.6	5.7	5.9	5.9	5.8

Licensee Comments: none

Drill/Exercise Performance



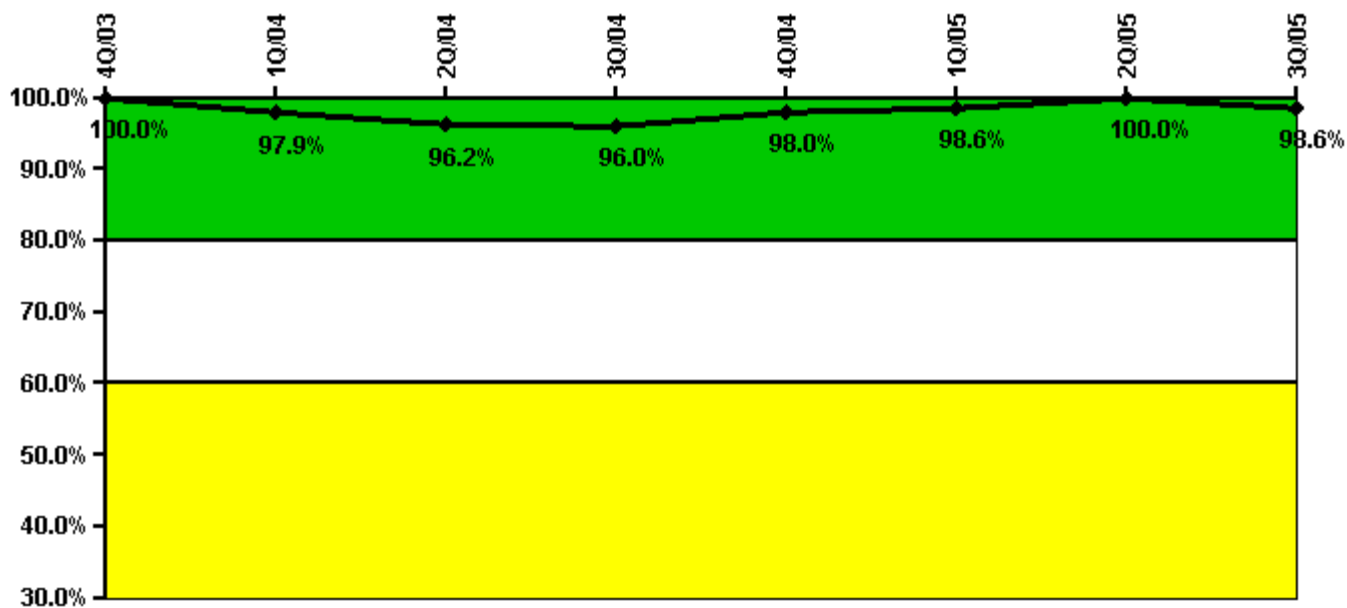
Thresholds: White < 90.0% Yellow < 70.0%

Notes

Drill/Exercise Performance	4Q/03	1Q/04	2Q/04	3Q/04	4Q/04	1Q/05	2Q/05	3Q/05
Successful opportunities	51.0	6.0	6.0	7.0	67.0	0	16.0	4.0
Total opportunities	52.0	6.0	6.0	7.0	70.0	0	16.0	4.0
Indicator value	98.3%	98.3%	98.3%	98.3%	97.3%	97.1%	97.2%	97.5%

Licensee Comments: none

ERO Drill Participation



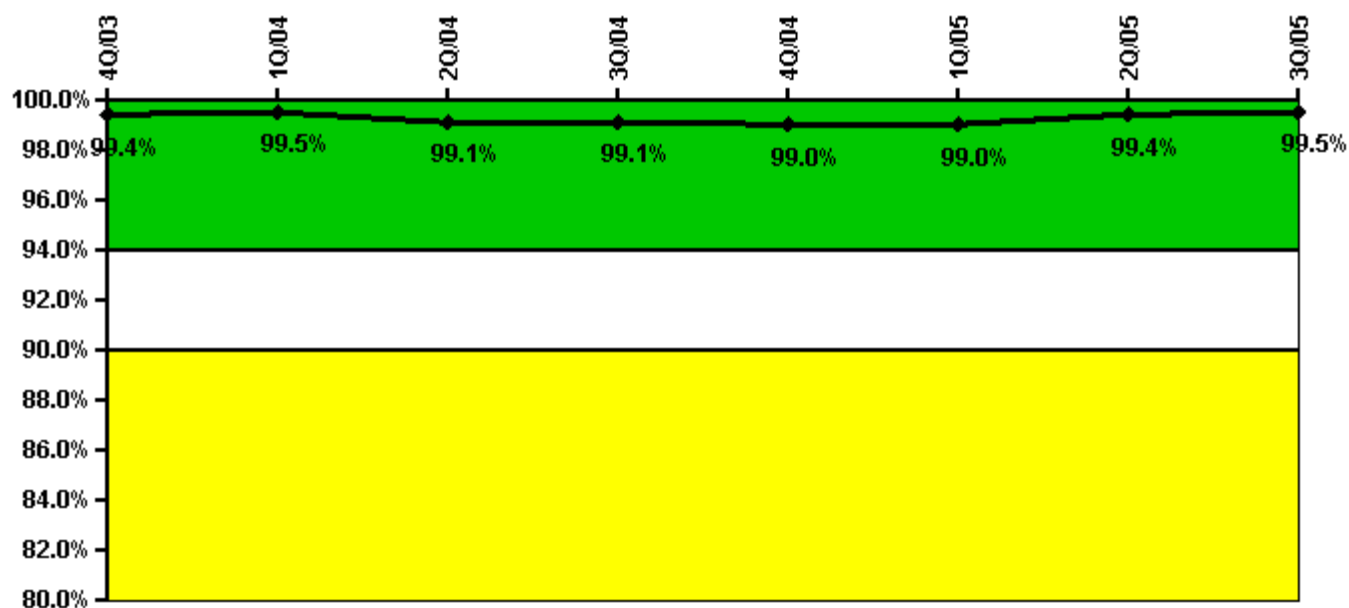
Thresholds: White < 80.0% Yellow < 60.0%

Notes

ERO Drill Participation	4Q/03	1Q/04	2Q/04	3Q/04	4Q/04	1Q/05	2Q/05	3Q/05
Participating Key personnel	50.0	47.0	51.0	48.0	49.0	71.0	71.0	72.0
Total Key personnel	50.0	48.0	53.0	50.0	50.0	72.0	71.0	73.0
Indicator value	100.0%	97.9%	96.2%	96.0%	98.0%	98.6%	100.0%	98.6%

Licensee Comments: none

Alert & Notification System



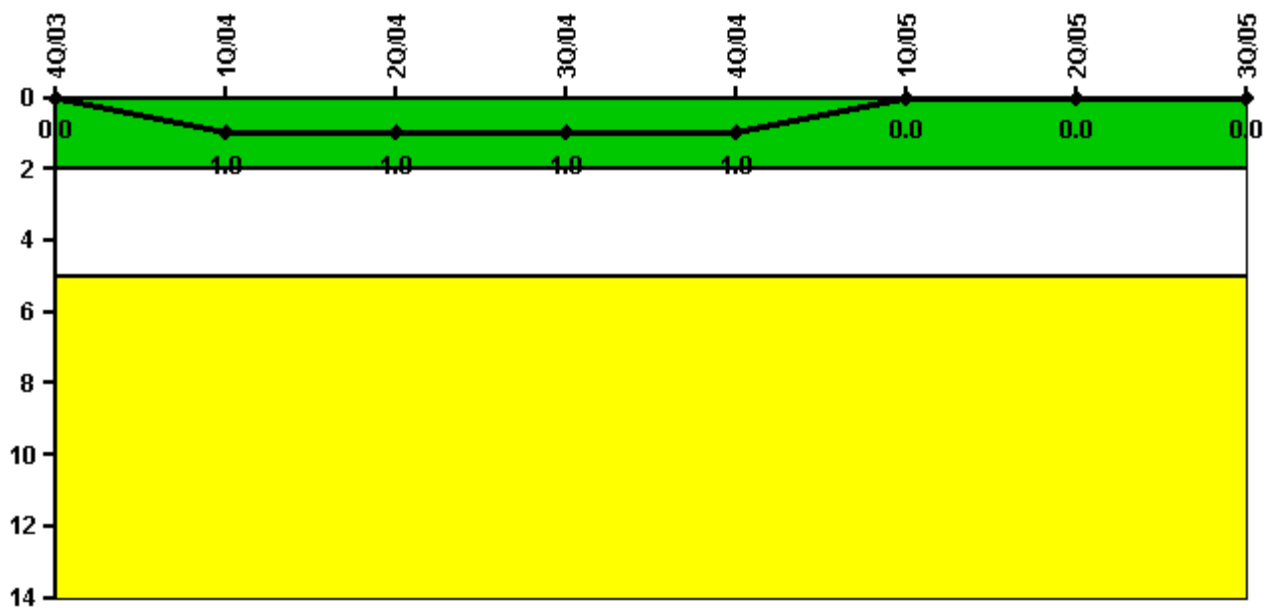
Thresholds: White < 94.0% Yellow < 90.0%

Notes

Alert & Notification System	4Q/03	1Q/04	2Q/04	3Q/04	4Q/04	1Q/05	2Q/05	3Q/05
Successful siren-tests	1098	596	883	694	994	794	896	698
Total sirens-tests	1100	600	900	700	1000	800	900	700
Indicator value	99.4%	99.5%	99.1%	99.1%	99.0%	99.0%	99.4%	99.5%

Licensee Comments: none

Occupational Exposure Control Effectiveness



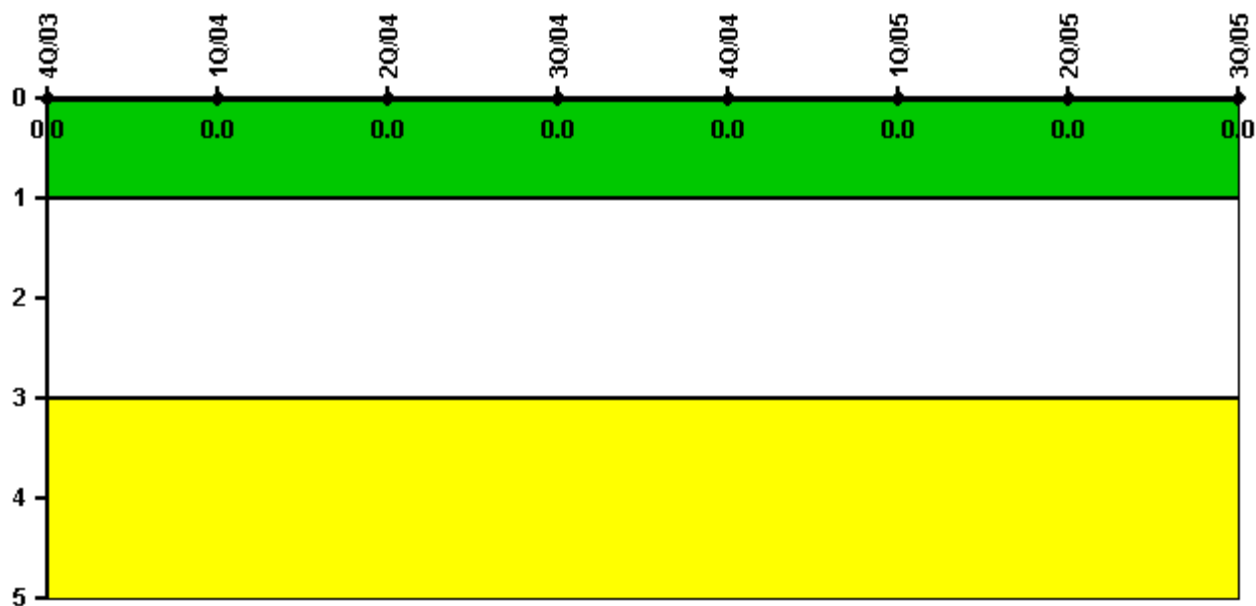
Thresholds: White > 2.0 Yellow > 5.0

Notes

Occupational Exposure Control Effectiveness	4Q/03	1Q/04	2Q/04	3Q/04	4Q/04	1Q/05	2Q/05	3Q/05
High radiation area occurrences	0	1	0	0	0	0	0	0
Very high radiation area occurrences	0	0	0	0	0	0	0	0
Unintended exposure occurrences	0	0	0	0	0	0	0	0
Indicator value	0	1	1	1	1	0	0	0

Licensee Comments: none

RETS/ODCM Radiological Effluent



Thresholds: White > 1.0 Yellow > 3.0

Notes

RETS/ODCM Radiological Effluent	4Q/03	1Q/04	2Q/04	3Q/04	4Q/04	1Q/05	2Q/05	3Q/05
RETS/ODCM occurrences	0	0	0	0	0	0	0	0
Indicator value	0	0	0	0	0	0	0	0

Licensee Comments: none

[Physical Protection](#) information not publicly available.