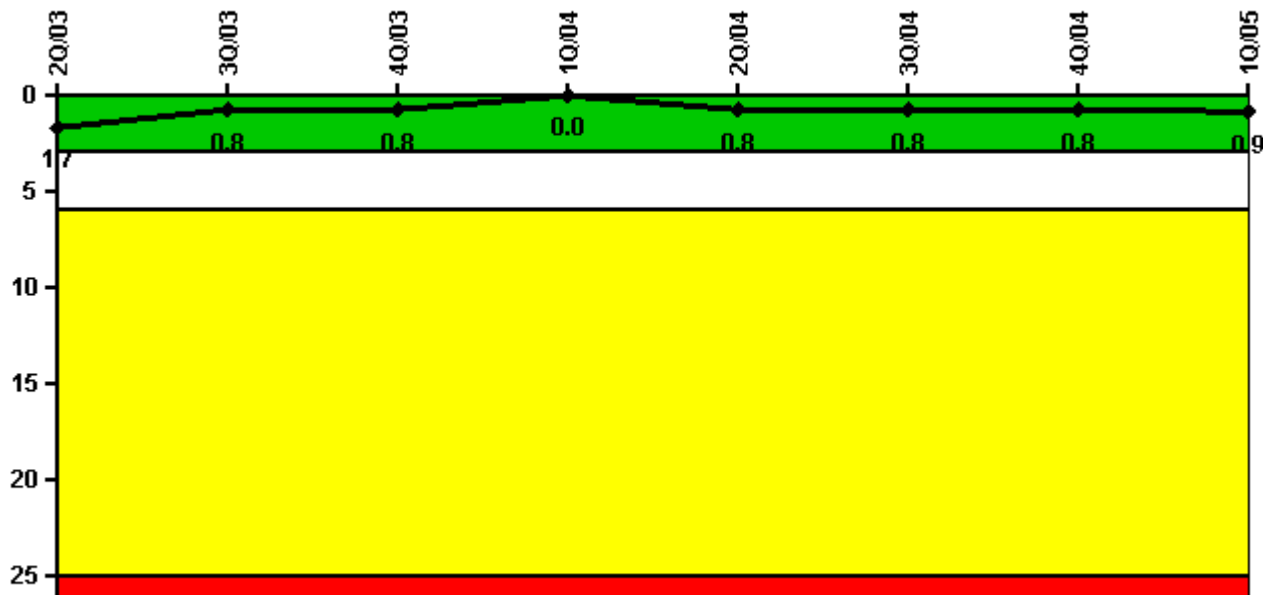


Limerick 2

1Q/2005 Performance Indicators

Licensee's General Comments: none

Unplanned Scrams per 7000 Critical Hrs



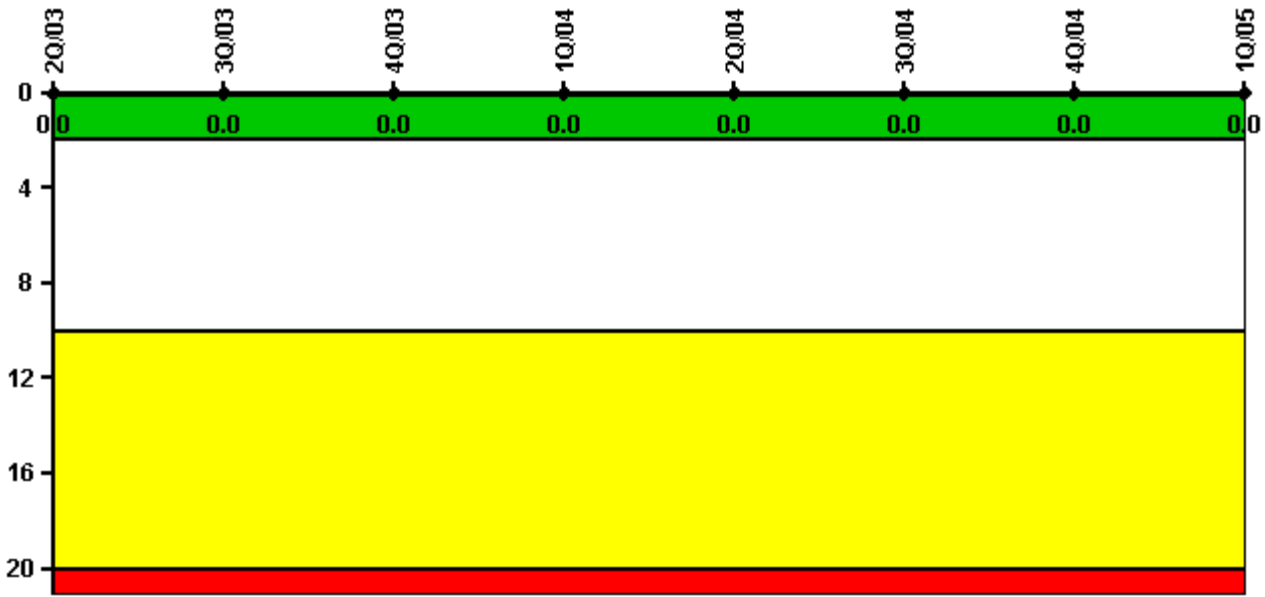
Thresholds: White > 3.0 Yellow > 6.0 Red > 25.0

Notes

Unplanned Scrams per 7000 Critical Hrs	2Q/03	3Q/03	4Q/03	1Q/04	2Q/04	3Q/04	4Q/04	1Q/05
Unplanned scrams	0	0	0	0	1.0	0	0	0
Critical hours	2183.0	2208.0	2209.0	2184.0	2152.1	2208.0	2209.0	1662.3
Indicator value	1.7	0.8	0.8	0	0.8	0.8	0.8	0.9

Licensee Comments: none

Scrams with Loss of Normal Heat Removal



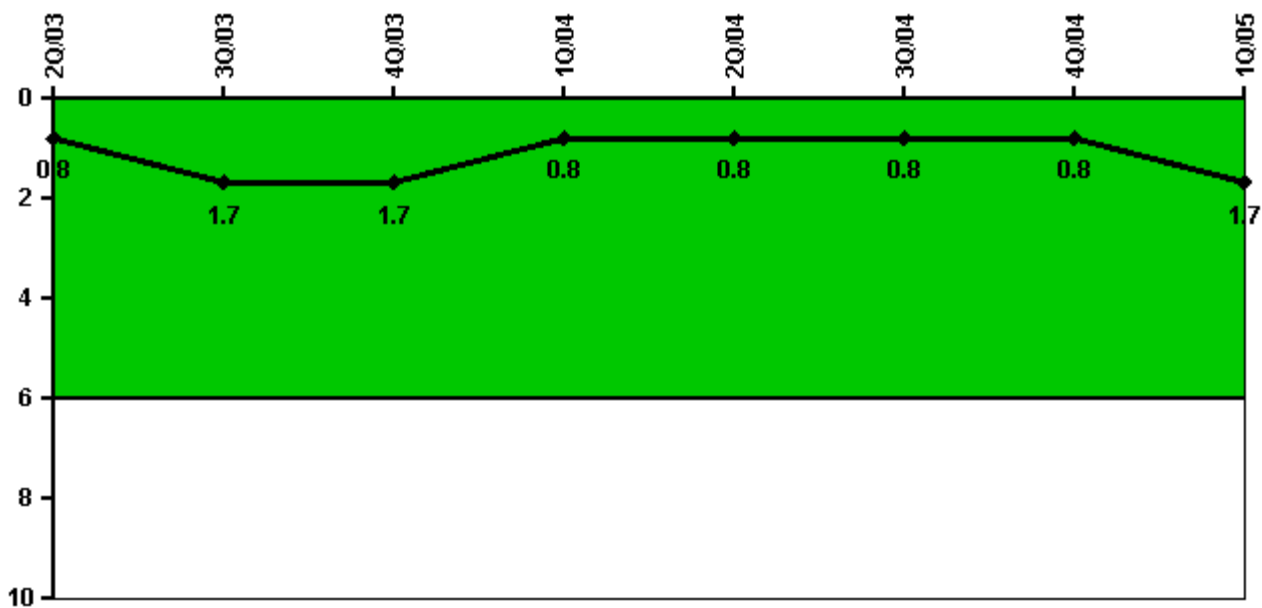
Thresholds: White > 2.0 Yellow > 10.0 Red > 20.0

Notes

Scrams with Loss of Normal Heat Removal	2Q/03	3Q/03	4Q/03	1Q/04	2Q/04	3Q/04	4Q/04	1Q/05
Scrams	0	0	0	0	0	0	0	0
Indicator value	0	0	0	0	0	0	0	0

Licensee Comments: none

Unplanned Power Changes per 7000 Critical Hrs



Thresholds: White > 6.0

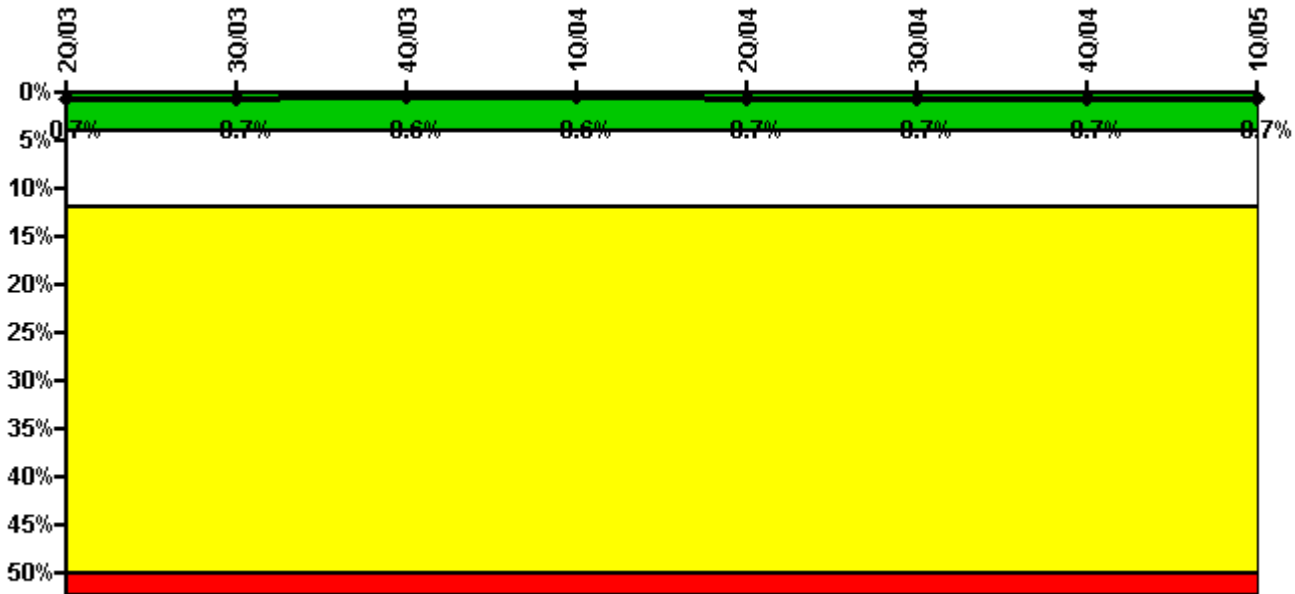
Notes

Unplanned Power Changes per 7000 Critical Hrs	2Q/03	3Q/03	4Q/03	1Q/04	2Q/04	3Q/04	4Q/04	1Q/05
Unplanned power changes	0	1.0	0	0	0	1.0	0	1.0
Critical hours	2183.0	2208.0	2209.0	2184.0	2152.1	2208.0	2209.0	1662.3
Indicator value	0.8	1.7	1.7	0.8	0.8	0.8	0.8	1.7

Licensee Comments: none

Licensee Comments: none

Safety System Unavailability, High Pressure Injection System (HPCI)



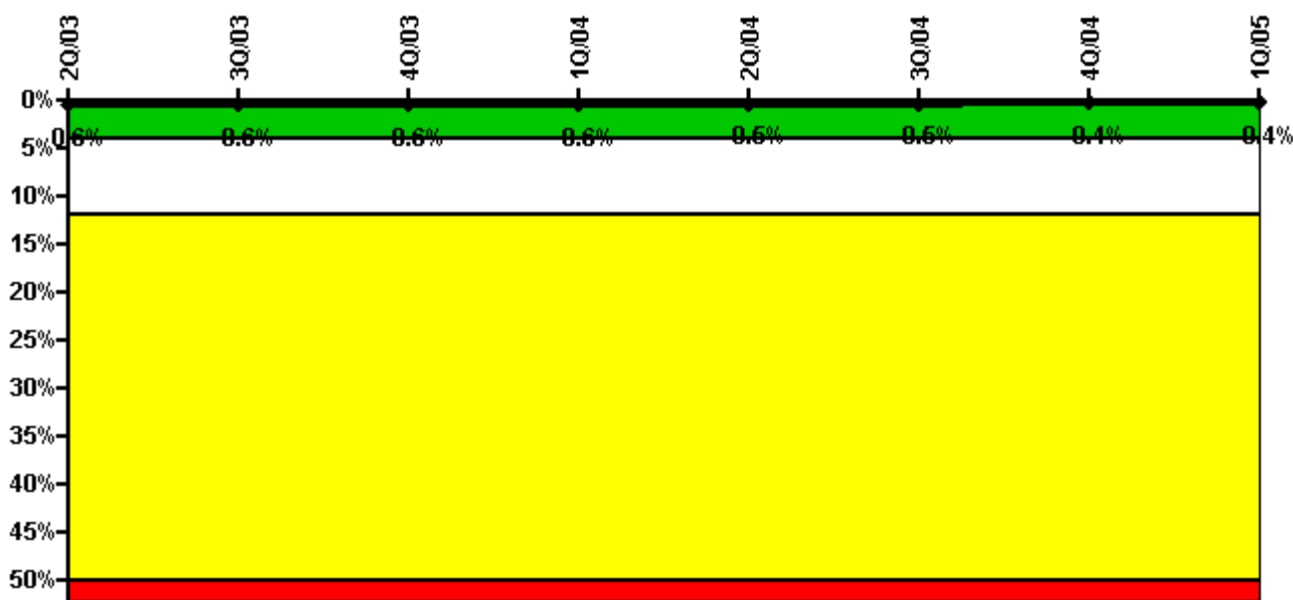
Thresholds: White > 4.0% Yellow > 12.0% Red > 50.0%

Notes

Safety System Unavailability, High Pressure Injection System (HPCI)	2Q/03	3Q/03	4Q/03	1Q/04	2Q/04	3Q/04	4Q/04	1Q/05
Train 1								
Planned unavailable hours	15.50	0.30	0	0	38.90	0.90	21.40	0
Unplanned unavailable hours	0	0	0	0	0	0	0	3.90
Fault exposure hours	0	0	0	0	0	0	0	0
Effective Reset hours	0	0	0	0	0	0	0	0
Required hours	2183.00	2208.00	2209.00	2184.00	2152.13	2208.00	2209.00	1662.30
Indicator value	0.7%	0.7%	0.6%	0.6%	0.7%	0.7%	0.7%	0.7%

Licensee Comments: none

Safety System Unavailability, Heat Removal System (RCIC)



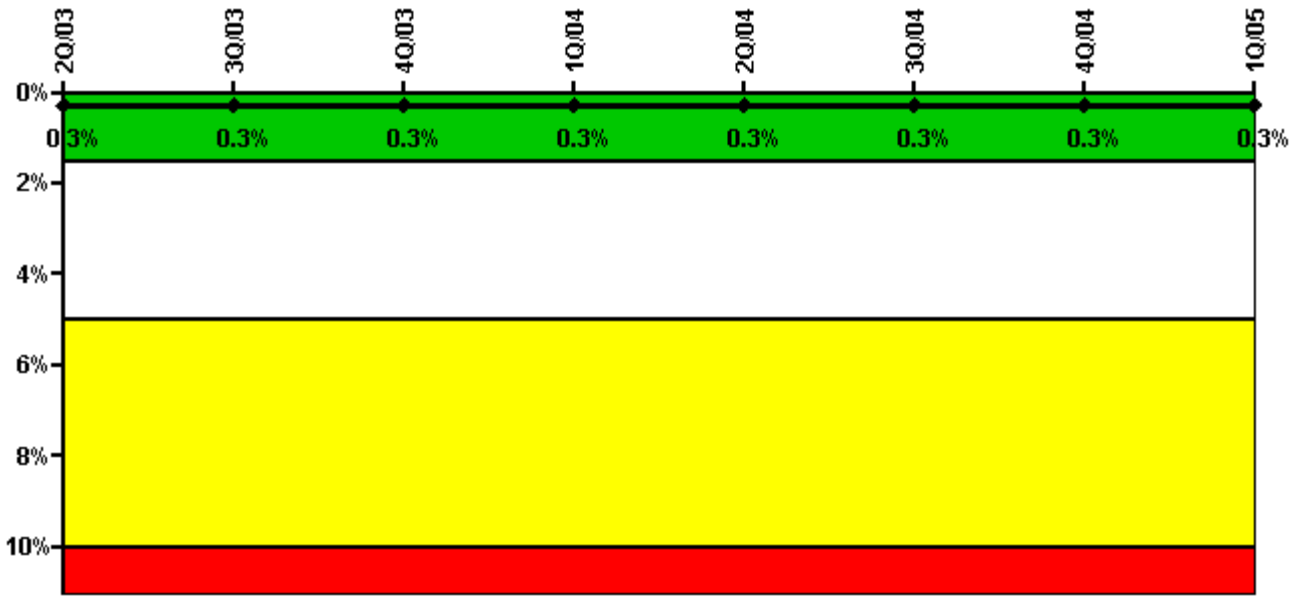
Thresholds: White > 4.0% Yellow > 12.0% Red > 50.0%

Notes

Safety System Unavailability, Heat Removal System (RCIC)	2Q/03	3Q/03	4Q/03	1Q/04	2Q/04	3Q/04	4Q/04	1Q/05
Train 1								
Planned unavailable hours	2.30	26.20	0.30	0	32.30	0.30	2.30	0.90
Unplanned unavailable hours	0	0	0	0	0	0	0	0
Fault exposure hours	0	0	0	0	0	0	0	0
Effective Reset hours	0	0	0	0	0	0	0	0
Required hours	2183.00	2208.00	2209.00	2184.00	2152.13	2208.00	2209.00	1662.30
Indicator value	0.6%	0.6%	0.6%	0.6%	0.5%	0.5%	0.4%	0.4%

Licensee Comments: none

Safety System Unavailability, Residual Heat Removal System



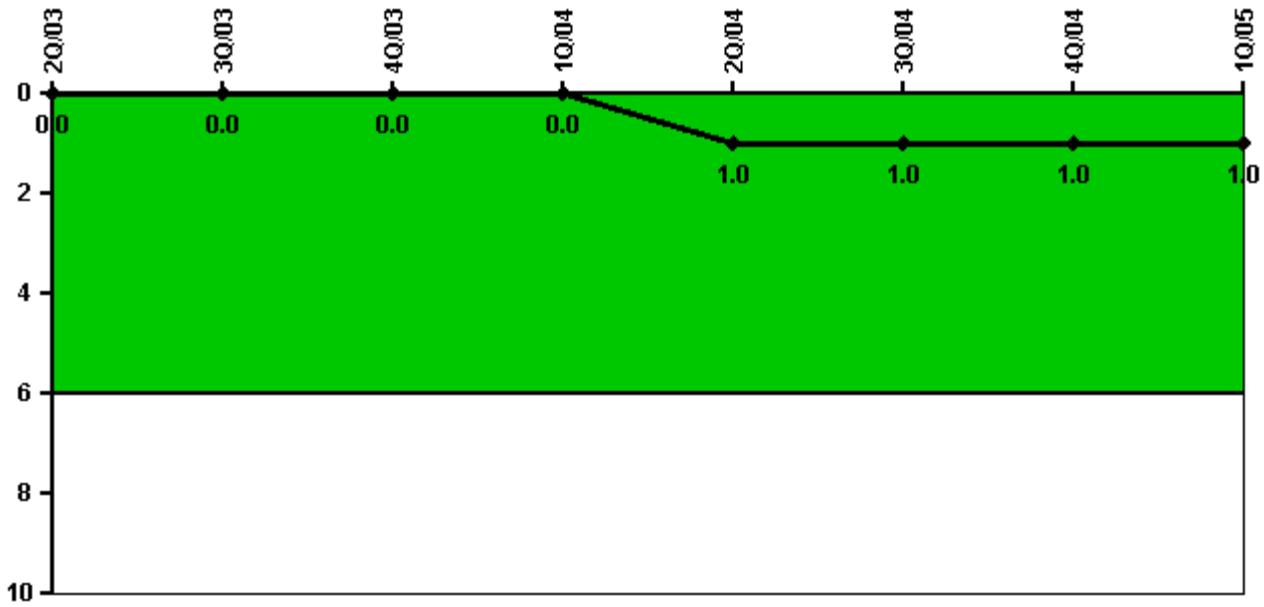
Thresholds: White > 1.5% Yellow > 5.0% Red > 10.0%

Notes

Safety System Unavailability, Residual Heat Removal System	2Q/03	3Q/03	4Q/03	1Q/04	2Q/04	3Q/04	4Q/04	1Q/05
Train 1								
Planned unavailable hours	0	2.18	26.85	1.30	0	7.80	22.88	0
Unplanned unavailable hours	0	0	0	0	0	0	0	0
Fault exposure hours	0	0	0	0	0	0	0	0
Effective Reset hours	0	0	0	0	0	0	0	0
Required hours	2183.00	2208.00	2209.00	2184.00	2183.00	2208.00	2209.00	2160.00
Train 2								
Planned unavailable hours	17.00	0	0	0	20.67	1.82	0	0
Unplanned unavailable hours	0	0	0	0	0	0	0	0
Fault exposure hours	0	0	0	0	0	0	0	0
Effective Reset hours	0	0	0	0	0	0	0	0
Required hours	2183.00	2208.00	2209.00	2184.00	2183.00	2208.00	2209.00	2160.00
Indicator value	0.3%	0.3%	0.3%	0.3%	0.3%	0.3%	0.3%	0.3%

Licensee Comments: none

Safety System Functional Failures (BWR)



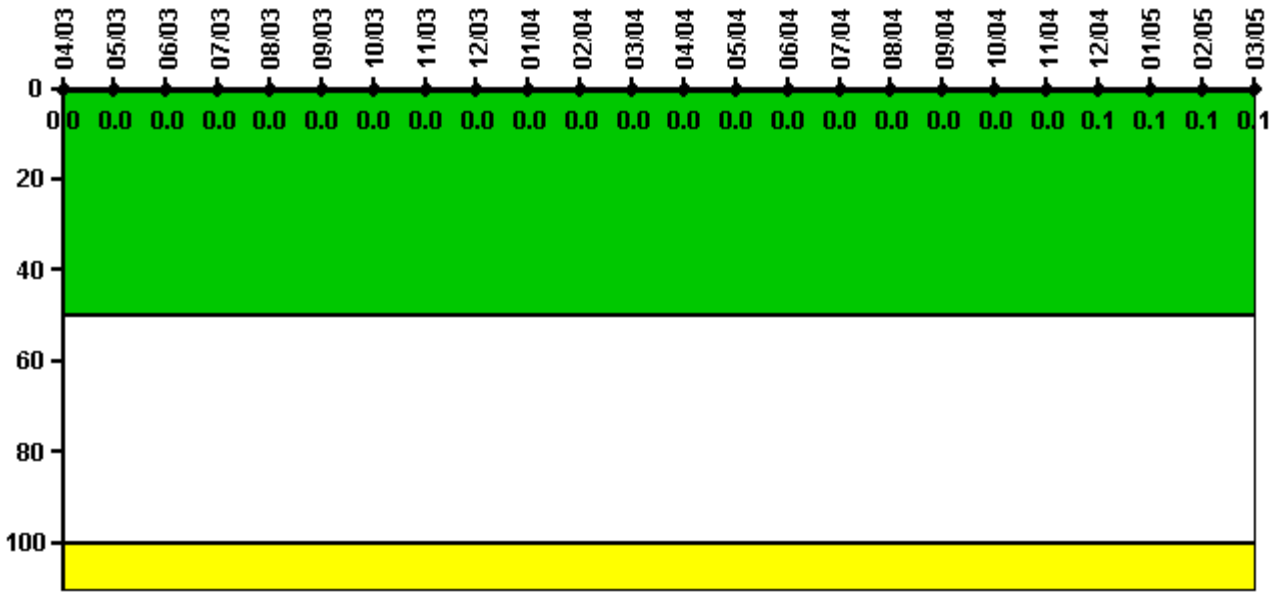
Thresholds: White > 6.0

Notes

Safety System Functional Failures (BWR)	2Q/03	3Q/03	4Q/03	1Q/04	2Q/04	3Q/04	4Q/04	1Q/05
Safety System Functional Failures	0	0	0	0	1	0	0	0
Indicator value	0	0	0	0	1	1	1	1

Licensee Comments: none

Reactor Coolant System Activity



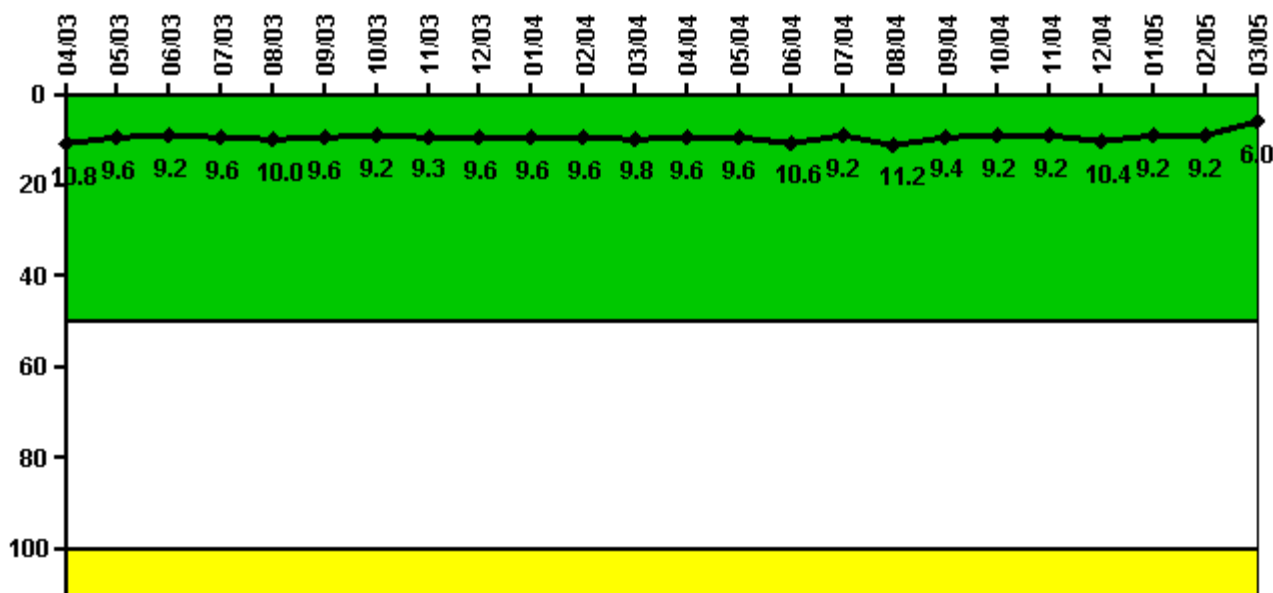
Thresholds: White > 50.0 Yellow > 100.0

Notes

Reactor Coolant System Activity	4/03	5/03	6/03	7/03	8/03	9/03	10/03	11/03	12/03	1/04	2/04	3/04
Maximum activity	0.000009	0.000013	0.000010	0.000009	0.000013	0.000012	0.000010	0.000010	0.000010	0.000010	0.000009	0.000012
Technical specification limit	0.2	0.2	0.2	0.2	0.2	0.2	0.2	0.2	0.2	0.2	0.2	0.2
Indicator value	0	0	0	0	0	0	0	0	0	0	0	0
Reactor Coolant System Activity	4/04	5/04	6/04	7/04	8/04	9/04	10/04	11/04	12/04	1/05	2/05	3/05
Maximum activity	0.000013	0.000014	0.000063	0.000016	0.000014	0.000015	0.000042	0.000069	0.000131	0.000226	0.000270	0.000226
Technical specification limit	0.2	0.2	0.2	0.2	0.2	0.2	0.2	0.2	0.2	0.2	0.2	0.2
Indicator value	0	0	0	0	0	0	0	0	0.1	0.1	0.1	0.1

Licensee Comments: none

Reactor Coolant System Leakage



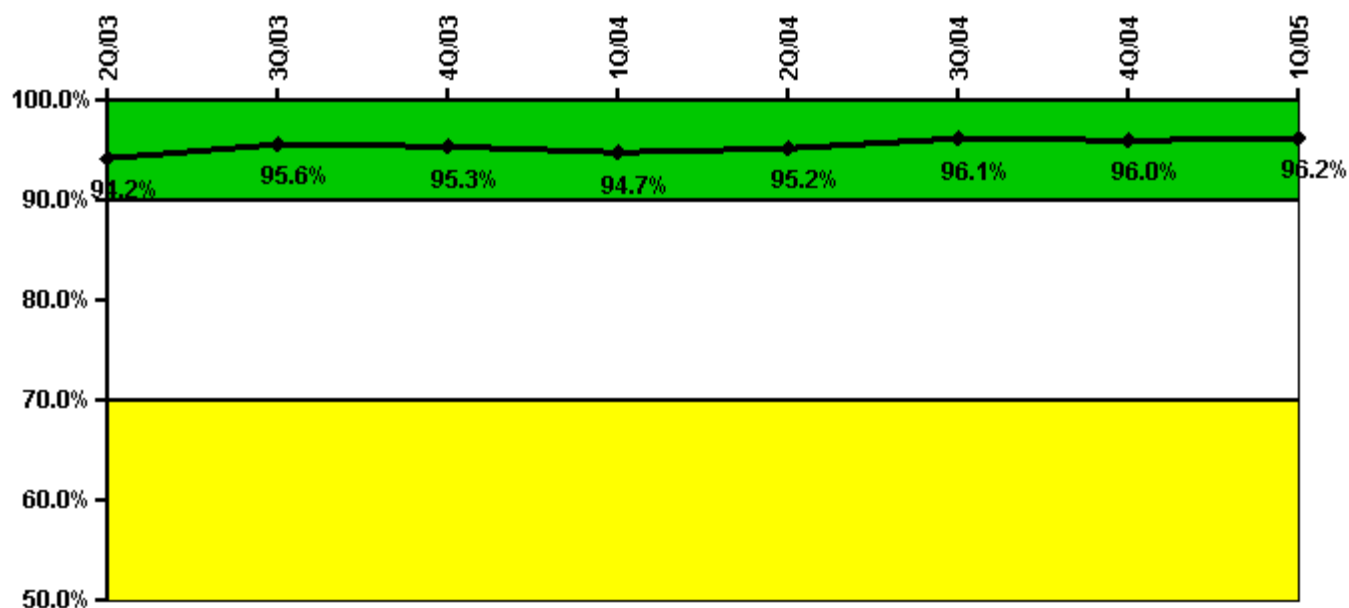
Thresholds: White > 50.0 Yellow > 100.0

Notes

Reactor Coolant System Leakage	4/03	5/03	6/03	7/03	8/03	9/03	10/03	11/03	12/03	1/04	2/04	3/04
Maximum leakage	2.700	2.400	2.300	2.400	2.500	2.400	2.300	2.320	2.400	2.400	2.400	2.450
Technical specification limit	25.0	25.0	25.0	25.0	25.0	25.0	25.0	25.0	25.0	25.0	25.0	25.0
Indicator value	10.8	9.6	9.2	9.6	10.0	9.6	9.2	9.3	9.6	9.6	9.6	9.8
Reactor Coolant System Leakage	4/04	5/04	6/04	7/04	8/04	9/04	10/04	11/04	12/04	1/05	2/05	3/05
Maximum leakage	2.400	2.400	2.650	2.300	2.800	2.350	2.300	2.300	2.600	2.300	2.300	1.500
Technical specification limit	25.0	25.0	25.0	25.0	25.0	25.0	25.0	25.0	25.0	25.0	25.0	25.0
Indicator value	9.6	9.6	10.6	9.2	11.2	9.4	9.2	9.2	10.4	9.2	9.2	6.0

Licensee Comments: none

Drill/Exercise Performance



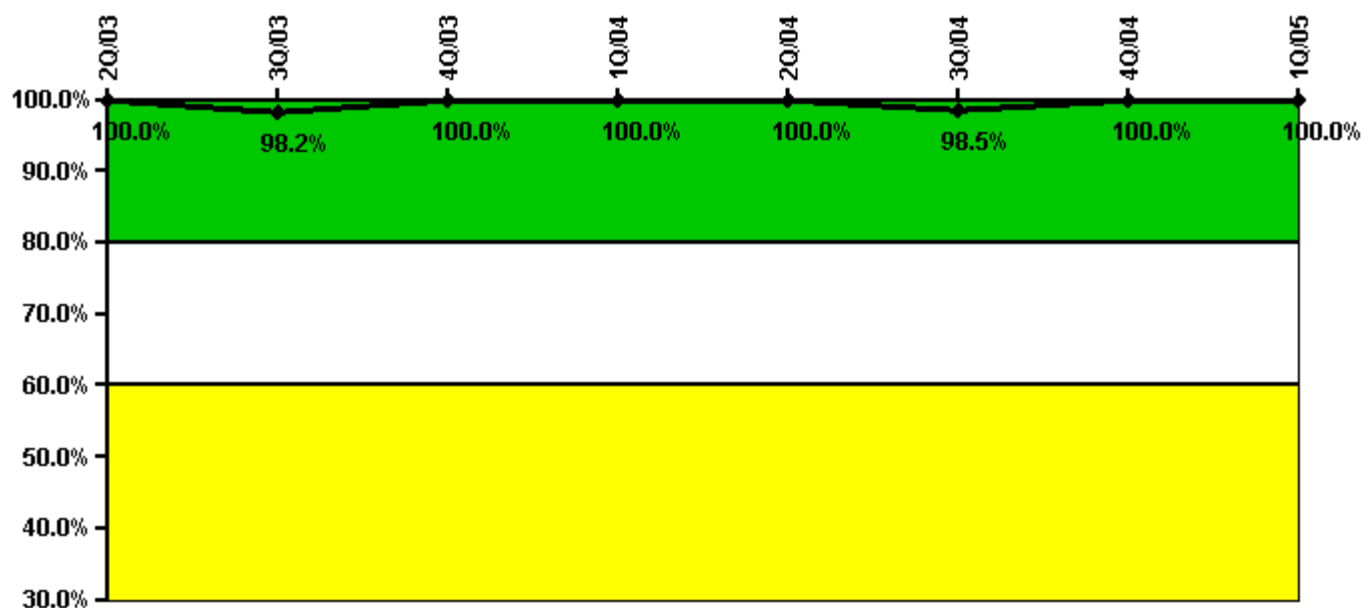
Thresholds: White < 90.0% Yellow < 70.0%

Notes

Drill/Exercise Performance	2Q/03	3Q/03	4Q/03	1Q/04	2Q/04	3Q/04	4Q/04	1Q/05
Successful opportunities	36.0	8.0	141.0	18.0	45.0	73.0	103.0	12.0
Total opportunities	38.0	8.0	148.0	20.0	46.0	74.0	107.0	12.0
Indicator value	94.2%	95.6%	95.3%	94.7%	95.2%	96.1%	96.0%	96.2%

Licensee Comments: none

ERO Drill Participation



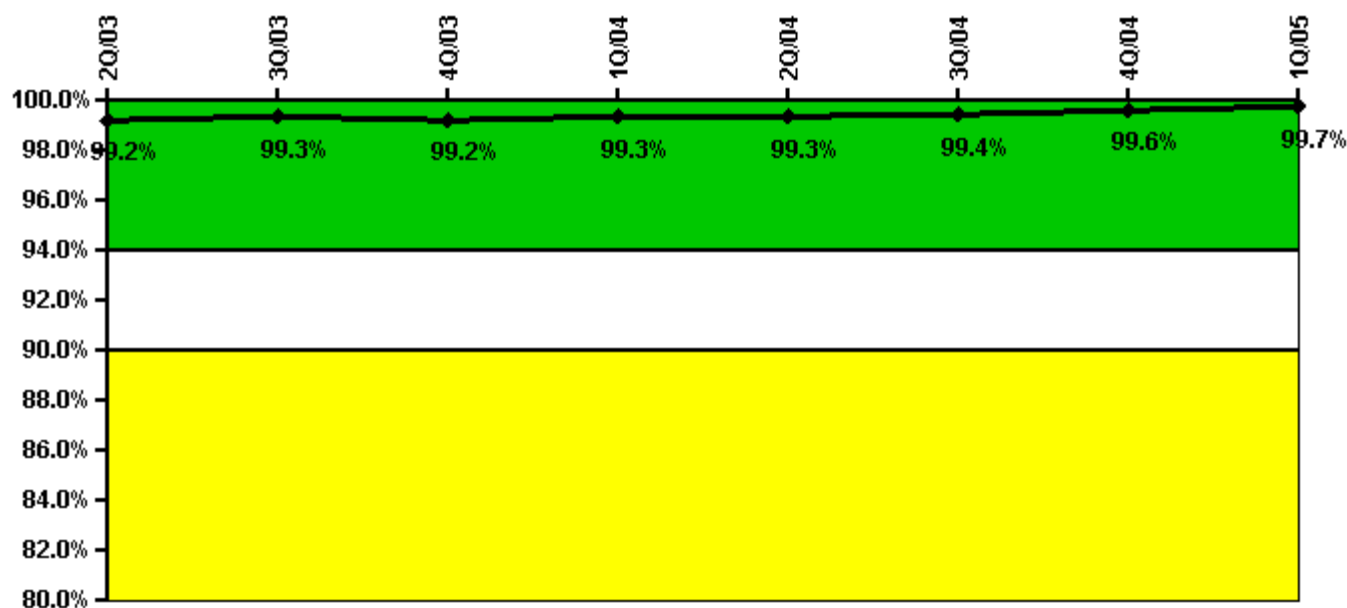
Thresholds: White < 80.0% Yellow < 60.0%

Notes

ERO Drill Participation	2Q/03	3Q/03	4Q/03	1Q/04	2Q/04	3Q/04	4Q/04	1Q/05
Participating Key personnel	54.0	55.0	58.0	62.0	67.0	66.0	66.0	68.0
Total Key personnel	54.0	56.0	58.0	62.0	67.0	67.0	66.0	68.0
Indicator value	100.0%	98.2%	100.0%	100.0%	100.0%	98.5%	100.0%	100.0%

Licensee Comments: none

Alert & Notification System



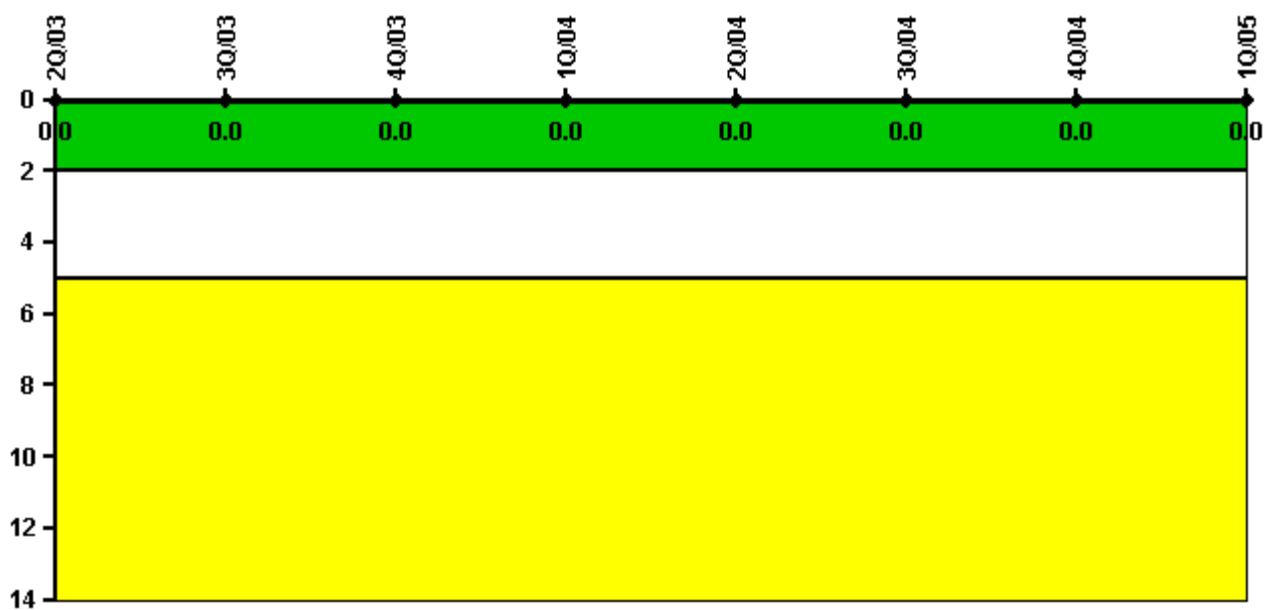
Thresholds: White < 94.0% Yellow < 90.0%

Notes

Alert & Notification System	2Q/03	3Q/03	4Q/03	1Q/04	2Q/04	3Q/04	4Q/04	1Q/05
Successful siren-tests	2126	2129	2127	2134	2130	2140	2140	2143
Total sirens-tests	2145	2145	2145	2145	2145	2145	2145	2145
Indicator value	99.2%	99.3%	99.2%	99.3%	99.3%	99.4%	99.6%	99.7%

Licensee Comments: none

Occupational Exposure Control Effectiveness



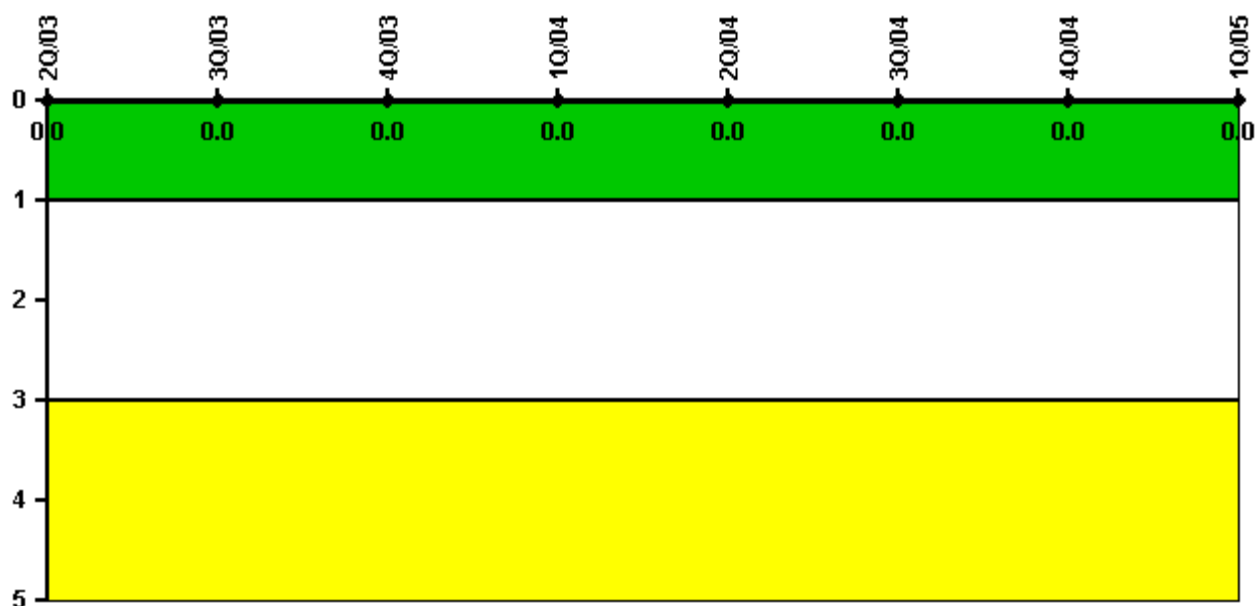
Thresholds: White > 2.0 Yellow > 5.0

Notes

Occupational Exposure Control Effectiveness	2Q/03	3Q/03	4Q/03	1Q/04	2Q/04	3Q/04	4Q/04	1Q/05
High radiation area occurrences	0	0	0	0	0	0	0	0
Very high radiation area occurrences	0	0	0	0	0	0	0	0
Unintended exposure occurrences	0	0	0	0	0	0	0	0
Indicator value	0	0	0	0	0	0	0	0

Licensee Comments: none

RETS/ODCM Radiological Effluent



Thresholds: White > 1.0 Yellow > 3.0

Notes

RETS/ODCM Radiological Effluent	2Q/03	3Q/03	4Q/03	1Q/04	2Q/04	3Q/04	4Q/04	1Q/05
RETS/ODCM occurrences	0	0	0	0	0	0	0	0
Indicator value	0	0	0	0	0	0	0	0

Licensee Comments: none

[Physical Protection](#) information not publicly available.

▲ [Action Matrix Summary](#) | [Inspection Findings Summary](#) | [PI Summary](#) | [Reactor Oversight Process](#)

Last Modified: June 17, 2005