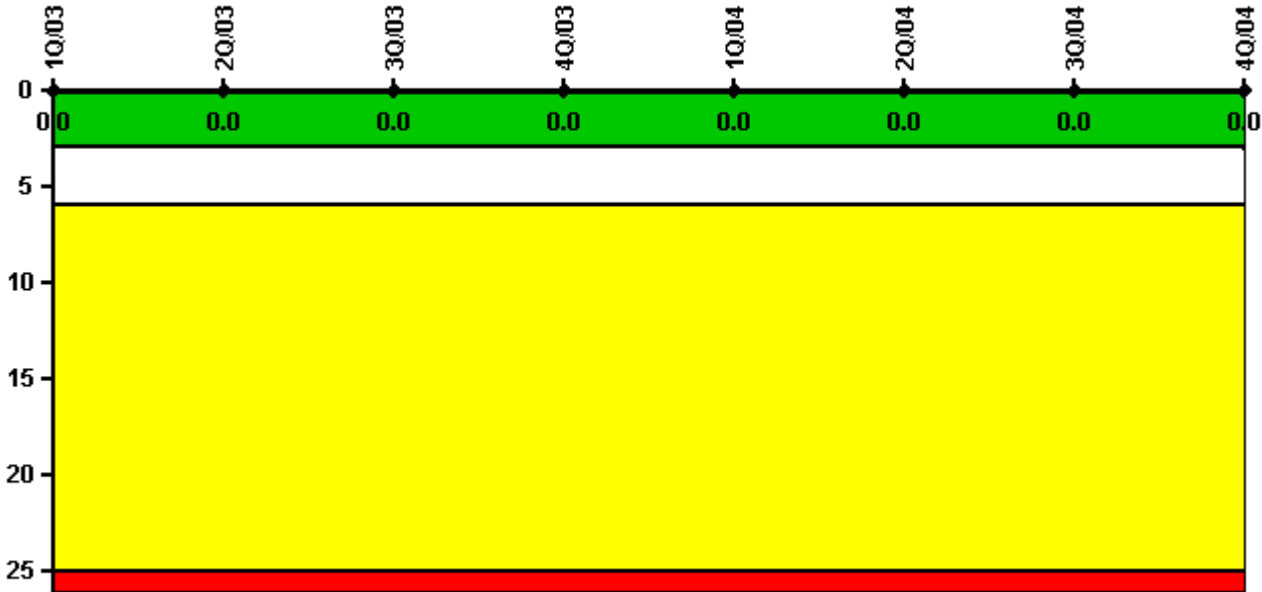


# Hatch 1

## 4Q/2004 Performance Indicators

Licensee's General Comments: none

### Unplanned Scrams per 7000 Critical Hrs



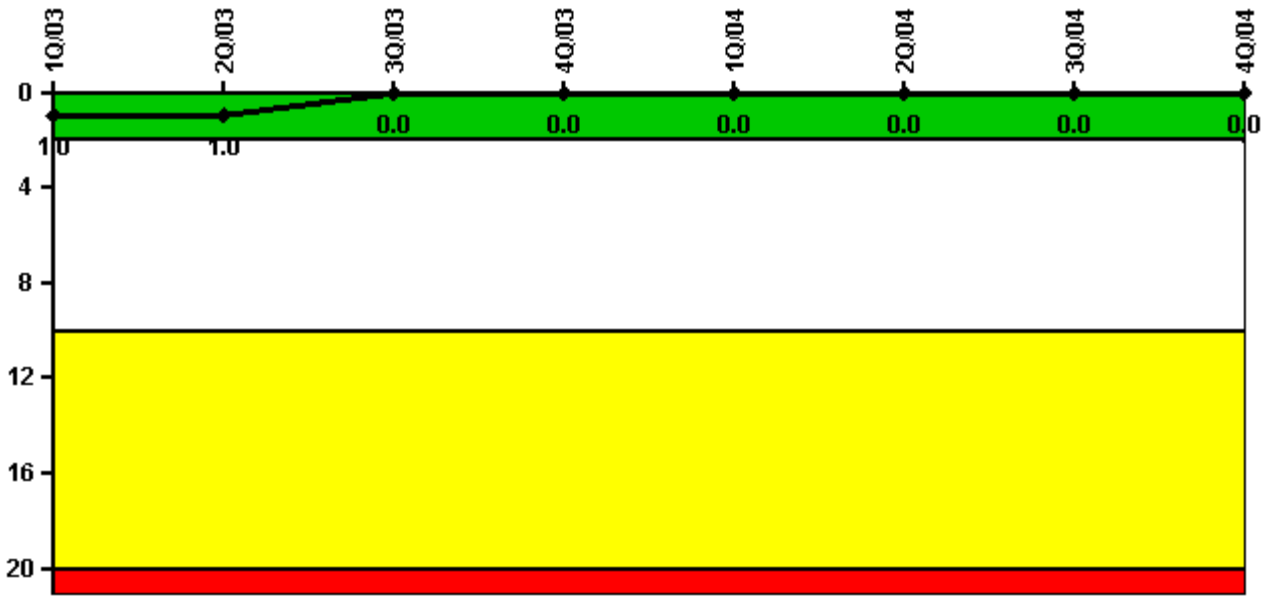
Thresholds: White > 3.0 Yellow > 6.0 Red > 25.0

### Notes

Unplanned Scrams per 7000 Critical Hrs	1Q/03	2Q/03	3Q/03	4Q/03	1Q/04	2Q/04	3Q/04	4Q/04
Unplanned scrams	0	0	0	0	0	0	0	0
Critical hours	2160.0	1877.5	2208.0	2209.0	1519.1	2183.0	2208.0	2209.0
Indicator value	0	0	0	0	0	0	0	0

Licensee Comments: none

### Scrams with Loss of Normal Heat Removal



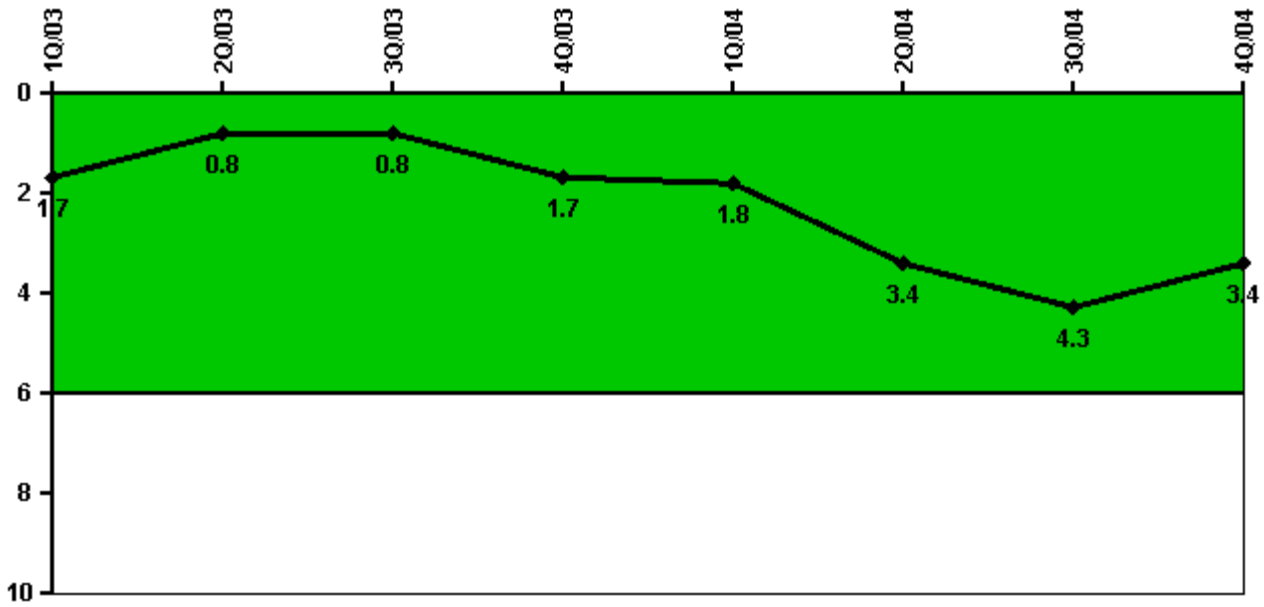
Thresholds: White > 2.0 Yellow > 10.0 Red > 20.0

#### Notes

Scrams with Loss of Normal Heat Removal	1Q/03	2Q/03	3Q/03	4Q/03	1Q/04	2Q/04	3Q/04	4Q/04
Scrams	0	0	0	0	0	0	0	0
Indicator value	1.0	1.0	0	0	0	0	0	0

Licensee Comments: none

### Unplanned Power Changes per 7000 Critical Hrs



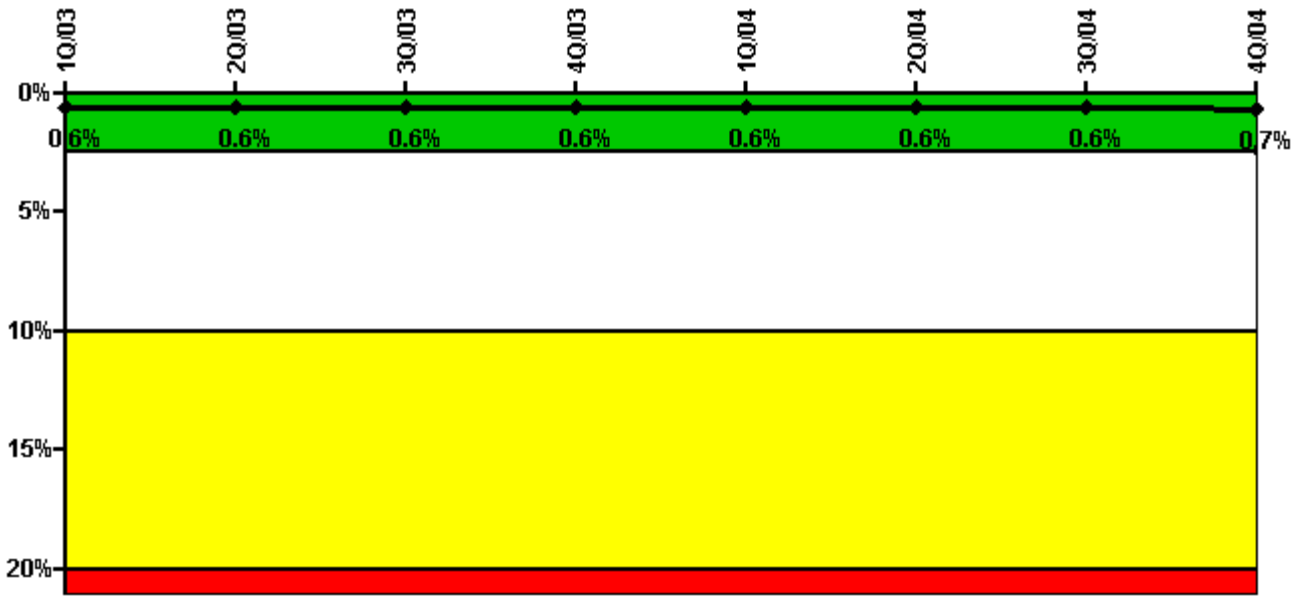
Thresholds: White > 6.0

#### Notes

Unplanned Power Changes per 7000 Critical Hrs	1Q/03	2Q/03	3Q/03	4Q/03	1Q/04	2Q/04	3Q/04	4Q/04
Unplanned power changes	0	1.0	0	1.0	0	3.0	1.0	0
Critical hours	2160.0	1877.5	2208.0	2209.0	1519.1	2183.0	2208.0	2209.0
Indicator value	1.7	0.8	0.8	1.7	1.8	3.4	4.3	3.4

Licensee Comments: none

### Safety System Unavailability, Emergency AC Power, >2EDG



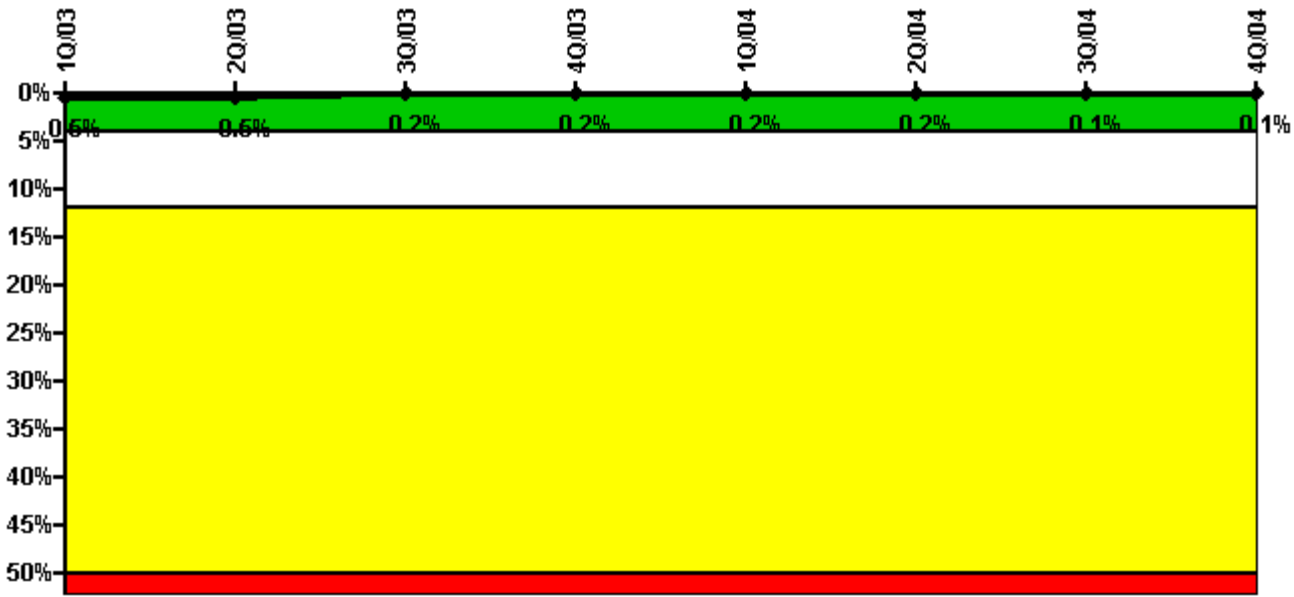
**Thresholds:** White > 2.5% Yellow > 10.0% Red > 20.0%

**Notes**

Safety System Unavailability, Emergency AC Power, >2EDG	1Q/03	2Q/03	3Q/03	4Q/03	1Q/04	2Q/04	3Q/04	4Q/04
<b>Train 1</b>								
Planned unavailable hours	0.25	0	0	0	0	0.43	0	0
Unplanned unavailable hours	44.47	0	0	18.87	0	0	0	0
Fault exposure hours	0	0	0	0	0	0	0	0
Effective Reset hours	0	0	0	0	0	0	0	0
Required hours	2160.00	2183.00	2208.00	2209.00	2184.00	2183.00	2208.00	2209.00
<b>Train 2</b>								
Planned unavailable hours	0.43	0	14.50	15.97	0	0.15	32.75	30.48
Unplanned unavailable hours	0	0	0	0	0	0	0	119.30
Fault exposure hours	0	0	0	0	0	0	0	24.00
Effective Reset hours	0	0	0	0	0	0	0	0
Required hours	2160.00	2183.00	2208.00	2209.00	2184.00	2183.00	2208.00	2209.00
<b>Train 3</b>								
Planned unavailable hours	6.43	39.80	0	0	0	2.06	1.55	33.08
Unplanned unavailable hours	0	0	0	0	0	0	0	0
Fault exposure hours	0	0	0	0	0	0	0	0
Effective Reset hours	0	0	0	0	0	0	0	0
Required hours	2160.00	2183.00	2208.00	2209.00	2184.00	2183.00	2208.00	2209.00
<b>Indicator value</b>	<b>0.6%</b>	<b>0.6%</b>	<b>0.6%</b>	<b>0.6%</b>	<b>0.6%</b>	<b>0.6%</b>	<b>0.6%</b>	<b>0.7%</b>

Licensee Comments: none

### Safety System Unavailability, High Pressure Injection System (HPCI)



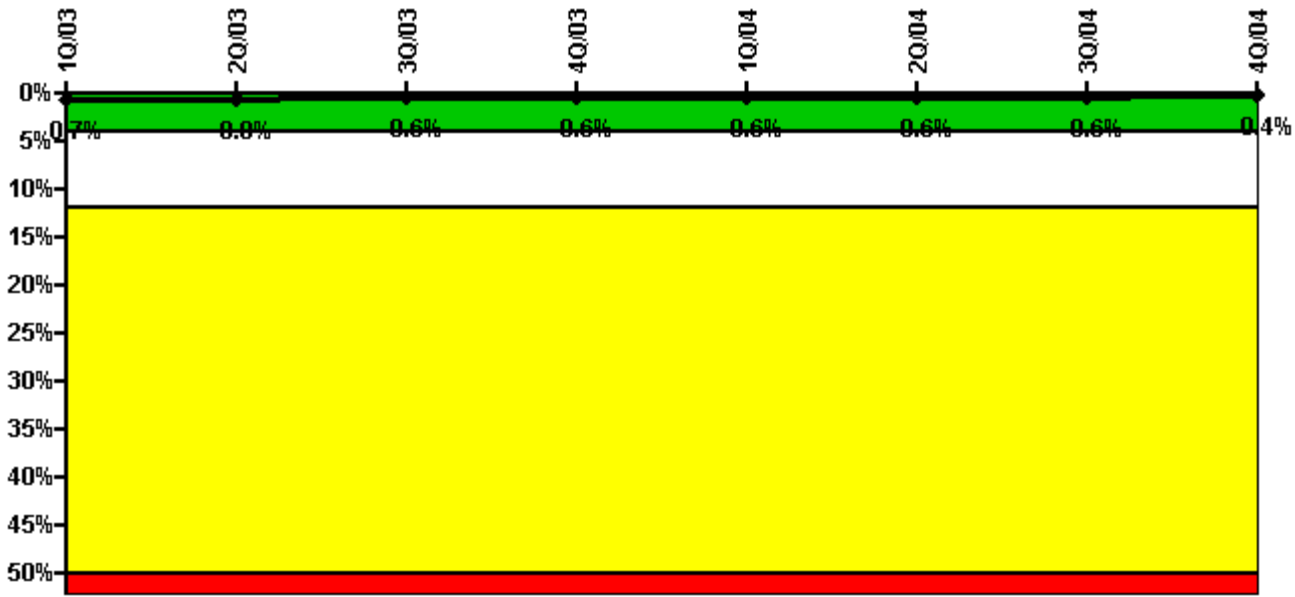
Thresholds: White > 4.0% Yellow > 12.0% Red > 50.0%

#### Notes

Safety System Unavailability, High Pressure Injection System (HPCI)	1Q/03	2Q/03	3Q/03	4Q/03	1Q/04	2Q/04	3Q/04	4Q/04
<b>Train 1</b>								
Planned unavailable hours	0	0	0	0	0	0	0	0
Unplanned unavailable hours	0	0	0	0	0	0	0	0
Fault exposure hours	0	0	0	0	0	0	0	0
Effective Reset hours	0	0	0	0	0	0	0	0
Required hours	2160.00	1877.51	2208.00	2209.00	1519.13	2183.00	2208.00	2209.00
<b>Indicator value</b>	<b>0.5%</b>	<b>0.5%</b>	<b>0.2%</b>	<b>0.2%</b>	<b>0.2%</b>	<b>0.2%</b>	<b>0.1%</b>	<b>0.1%</b>

Licensee Comments: none

### Safety System Unavailability, Heat Removal System (RCIC)



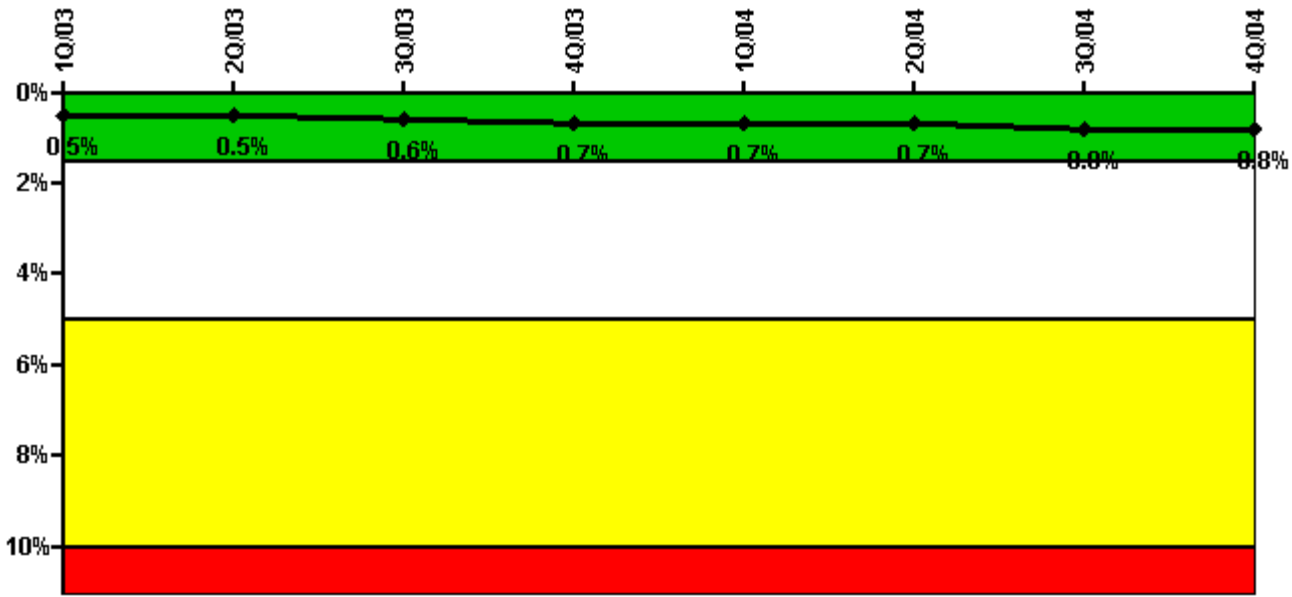
Thresholds: White > 4.0% Yellow > 12.0% Red > 50.0%

#### Notes

Safety System Unavailability, Heat Removal System (RCIC)	1Q/03	2Q/03	3Q/03	4Q/03	1Q/04	2Q/04	3Q/04	4Q/04
<b>Train 1</b>								
Planned unavailable hours	0.42	0.42	0.83	0.42	5.91	3.92	2.50	0.52
Unplanned unavailable hours	57.22	0	0	0	0	0	0	0
Fault exposure hours	0	0	0	0	0	0	0	0
Effective Reset hours	0	0	0	0	0	0	0	0
Required hours	2160.00	1877.51	2208.00	2209.00	1519.13	2183.00	2208.00	2209.00
<b>Indicator value</b>	<b>0.7%</b>	<b>0.8%</b>	<b>0.6%</b>	<b>0.6%</b>	<b>0.6%</b>	<b>0.6%</b>	<b>0.6%</b>	<b>0.4%</b>

Licensee Comments: none

### Safety System Unavailability, Residual Heat Removal System



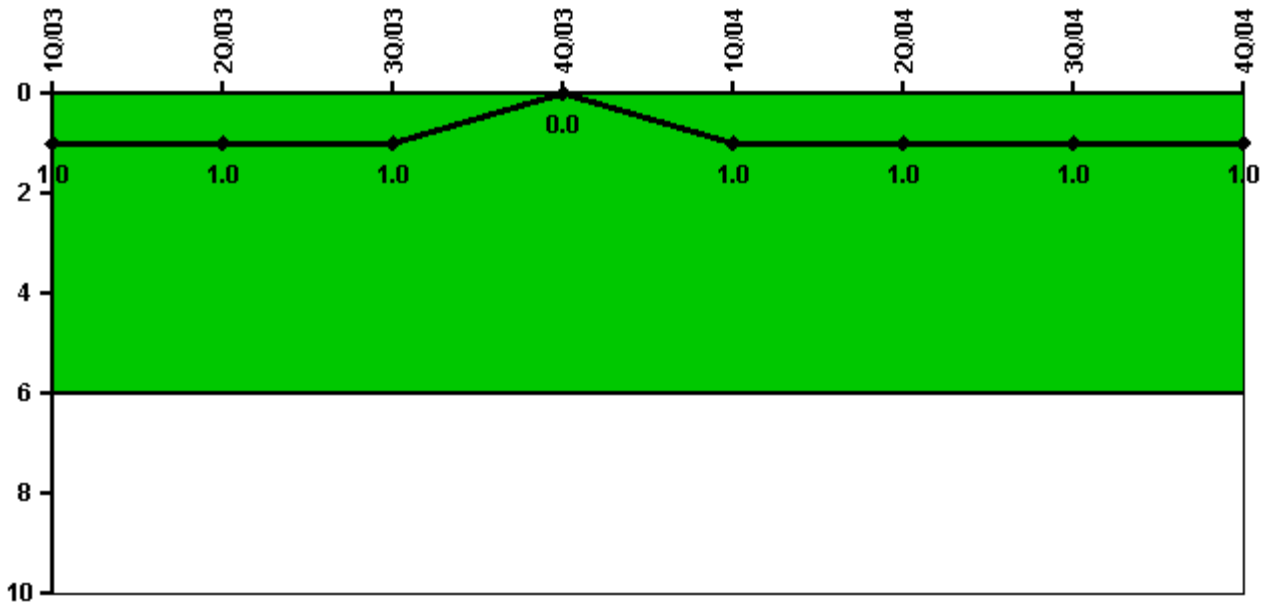
Thresholds: White > 1.5% Yellow > 5.0% Red > 10.0%

**Notes**

Safety System Unavailability, Residual Heat Removal System	1Q/03	2Q/03	3Q/03	4Q/03	1Q/04	2Q/04	3Q/04	4Q/04
<b>Train 1</b>								
Planned unavailable hours	0	0	26.31	3.27	0	0	25.99	0
Unplanned unavailable hours	0	0	0	0	0	0	0	0
Fault exposure hours	0	0	42.60	83.67	0	0	0	0
Effective Reset hours	0	0	0	0	0	0	0	0
Required hours	2160.00	2183.00	2208.00	2209.00	2184.00	2183.00	2208.00	2209.00
<b>Train 2</b>								
Planned unavailable hours	0	7.55	0	45.42	11.66	0	20.37	0
Unplanned unavailable hours	0	0	0	0	0	0	0	0
Fault exposure hours	0	0	0	0	0	0	0	0
Effective Reset hours	0	0	0	0	0	0	0	0
Required hours	2160.00	2183.00	2208.00	2209.00	2184.00	2183.00	2208.00	2209.00
<b>Indicator value</b>	<b>0.5%</b>	<b>0.5%</b>	<b>0.6%</b>	<b>0.7%</b>	<b>0.7%</b>	<b>0.7%</b>	<b>0.8%</b>	<b>0.8%</b>

Licensee Comments: none

### Safety System Functional Failures (BWR)



Thresholds: White > 6.0

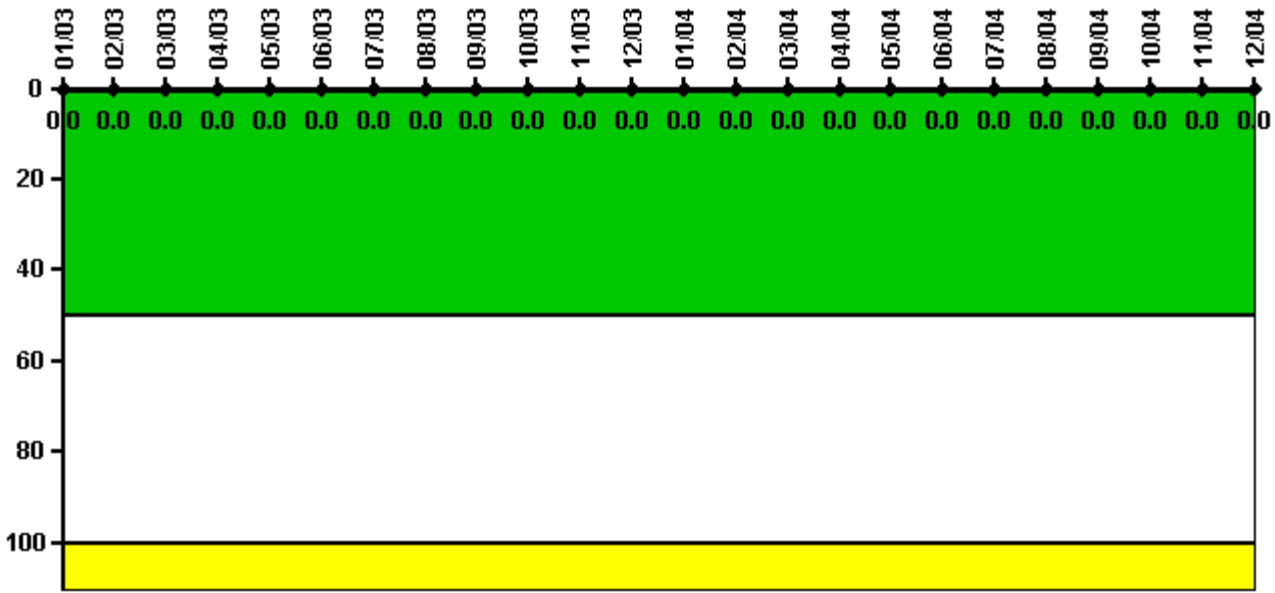
#### Notes

Safety System Functional Failures (BWR)	1Q/03	2Q/03	3Q/03	4Q/03	1Q/04	2Q/04	3Q/04	4Q/04
Safety System Functional Failures	0	0	0	0	1	0	0	0
Indicator value	1	1	1	0	1	1	1	1

Licensee Comments: none



### Reactor Coolant System Activity



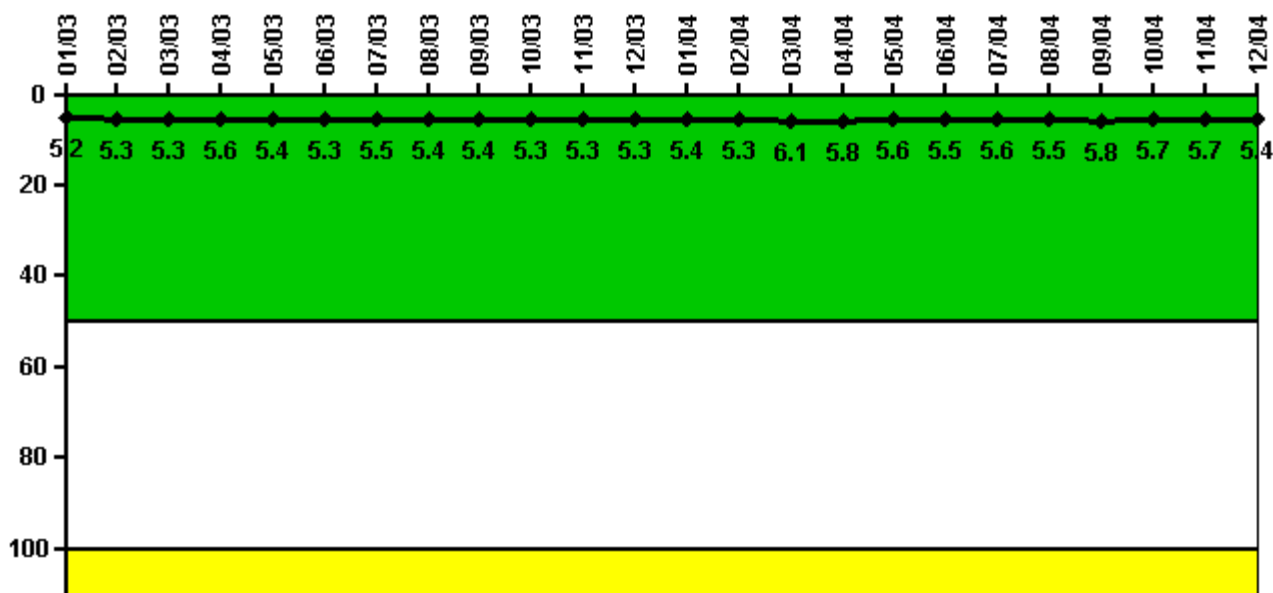
Thresholds: White > 50.0 Yellow > 100.0

#### Notes

Reactor Coolant System Activity	1/03	2/03	3/03	4/03	5/03	6/03	7/03	8/03	9/03	10/03	11/03	12/03
Maximum activity	0.000006	0.000005	0.000007	0.000007	0.000009	0.000004	0.000008	0.000006	0.000010	0.000020	0.000020	0.000010
Technical specification limit	0.2	0.2	0.2	0.2	0.2	0.2	0.2	0.2	0.2	0.2	0.2	0.2
Indicator value	0	0	0	0	0	0	0	0	0	0	0	0
Reactor Coolant System Activity	1/04	2/04	3/04	4/04	5/04	6/04	7/04	8/04	9/04	10/04	11/04	12/04
Maximum activity	0.000010	0.000020	0.000006	0.000005	0.000005	0.000006	0.000006	0.000008	0.000006	0.000008	0.000008	0.000007
Technical specification limit	0.2	0.2	0.2	0.2	0.2	0.2	0.2	0.2	0.2	0.2	0.2	0.2
Indicator value	0	0	0	0	0	0	0	0	0	0	0	0

Licensee Comments: none

### Reactor Coolant System Leakage



Thresholds: White > 50.0 Yellow > 100.0

#### Notes

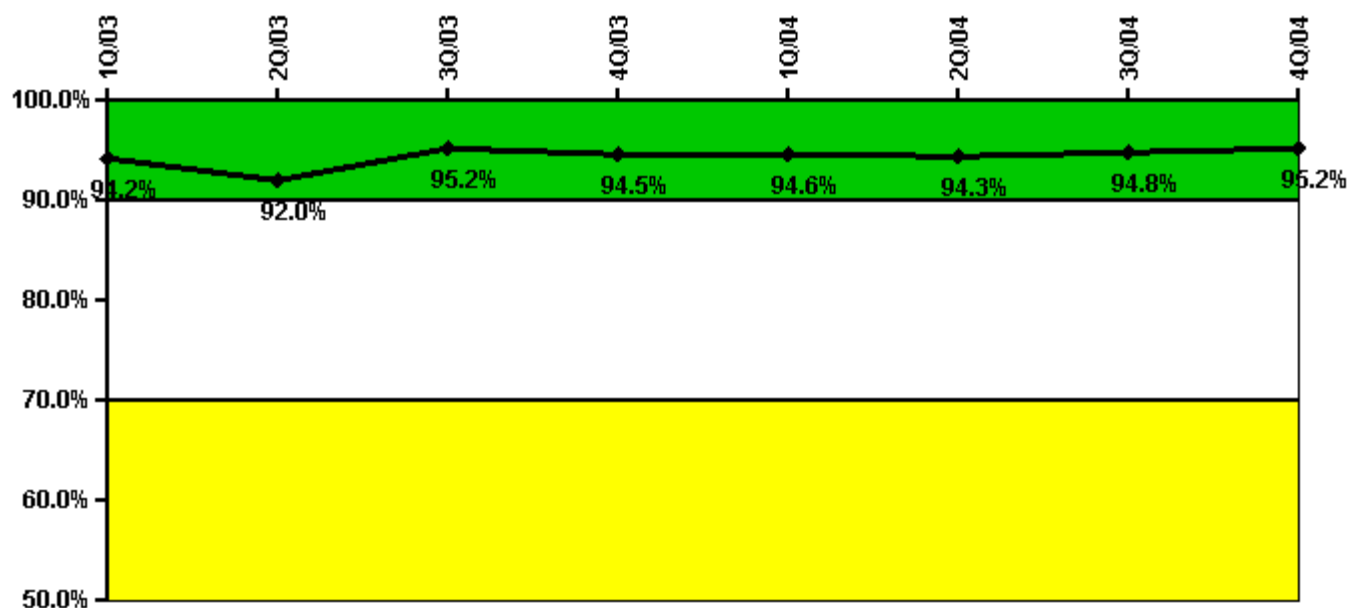
Reactor Coolant System Leakage	1/03	2/03	3/03	4/03	5/03	6/03	7/03	8/03	9/03	10/03	11/03	12/03
Maximum leakage	1.570	1.580	1.580	1.680	1.610	1.600	1.640	1.630	1.630	1.590	1.590	1.590
Technical specification limit	30.0	30.0	30.0	30.0	30.0	30.0	30.0	30.0	30.0	30.0	30.0	30.0
Indicator value	5.2	5.3	5.3	5.6	5.4	5.3	5.5	5.4	5.4	5.3	5.3	5.3

Reactor Coolant System Leakage	1/04	2/04	3/04	4/04	5/04	6/04	7/04	8/04	9/04	10/04	11/04	12/04
Maximum leakage	1.630	1.580	1.820	1.730	1.690	1.660	1.680	1.660	1.730	1.720	1.700	1.630
Technical specification limit	30.0	30.0	30.0	30.0	30.0	30.0	30.0	30.0	30.0	30.0	30.0	30.0
Indicator value	5.4	5.3	6.1	5.8	5.6	5.5	5.6	5.5	5.8	5.7	5.7	5.4

Licensee Comments: none

### Drill/Exercise Performance



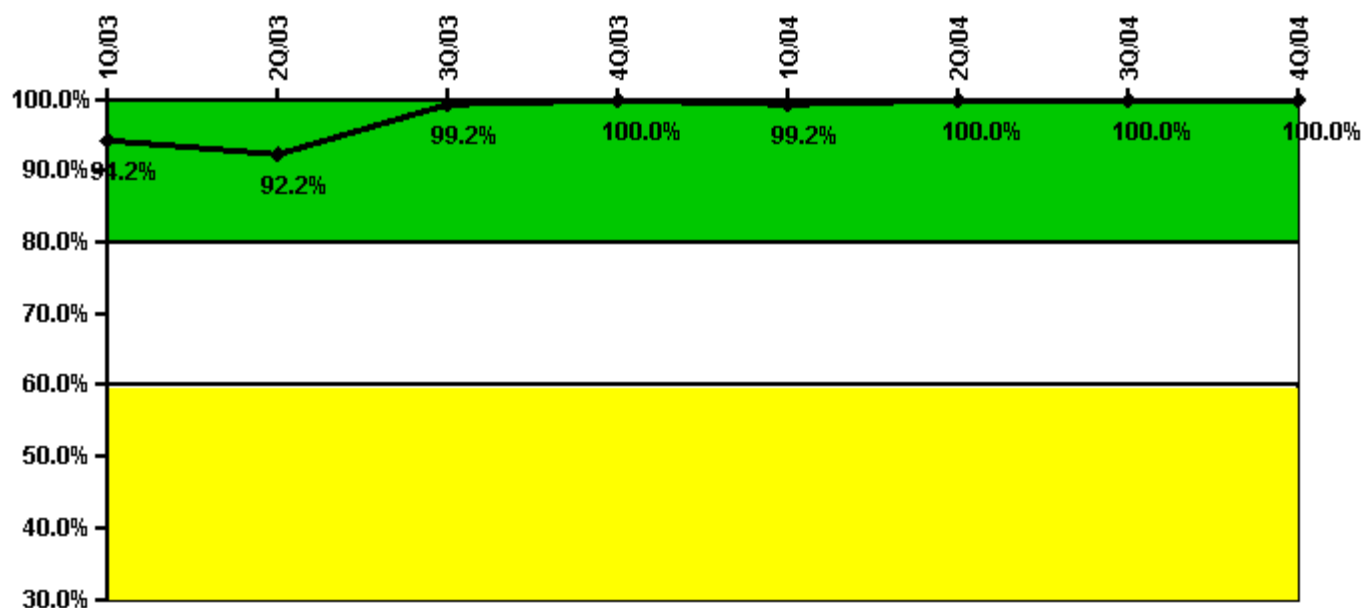
Thresholds: White < 90.0% Yellow < 70.0%

#### Notes

Drill/Exercise Performance	1Q/03	2Q/03	3Q/03	4Q/03	1Q/04	2Q/04	3Q/04	4Q/04
Successful opportunities	6.0	6.0	71.0	5.0	2.0	17.0	34.0	18.0
Total opportunities	8.0	8.0	72.0	6.0	2.0	18.0	34.0	19.0
Indicator value	94.2%	92.0%	95.2%	94.5%	94.6%	94.3%	94.8%	95.2%

Licensee Comments: none

### ERO Drill Participation



Thresholds: White < 80.0% Yellow < 60.0%

#### Notes

ERO Drill Participation	1Q/03	2Q/03	3Q/03	4Q/03	1Q/04	2Q/04	3Q/04	4Q/04
Participating Key personnel	113.0	107.0	130.0	128.0	119.0	116.0	111.0	114.0
Total Key personnel	120.0	116.0	131.0	128.0	120.0	116.0	111.0	114.0
Indicator value	94.2%	92.2%	99.2%	100.0%	99.2%	100.0%	100.0%	100.0%

Licensee Comments: none

## Alert & Notification System

**Not applicable due to  
unique design  
characteristics.  
Performance in this area  
will be assessed through  
focused NRC inspection  
efforts.**

### Notes

Alert & Notification System	1Q/03	2Q/03	3Q/03	4Q/03	1Q/04	2Q/04	3Q/04	4Q/04
Successful siren-tests								
Total sirens-tests								
<b>Indicator value</b>								

Licensee Comments:

4Q/04: Plant Hatch does not use sirens as an emergency notification system.

---

### Occupational Exposure Control Effectiveness



Thresholds: White > 2.0 Yellow > 5.0

**Notes**

Occupational Exposure Control Effectiveness	1Q/03	2Q/03	3Q/03	4Q/03	1Q/04	2Q/04	3Q/04	4Q/04
High radiation area occurrences	0	0	0	0	0	0	0	0
Very high radiation area occurrences	0	0	0	0	0	0	0	0
Unintended exposure occurrences	0	0	0	0	0	0	0	0
<b>Indicator value</b>	<b>0</b>	<b>0</b>	<b>0</b>	<b>0</b>	<b>0</b>	<b>0</b>	<b>0</b>	<b>0</b>

Licensee Comments: none

### RETS/ODCM Radiological Effluent



Thresholds: White > 1.0 Yellow > 3.0

#### Notes

RETS/ODCM Radiological Effluent	1Q/03	2Q/03	3Q/03	4Q/03	1Q/04	2Q/04	3Q/04	4Q/04
RETS/ODCM occurrences	0	0	0	0	0	0	0	0
Indicator value	0	0	0	0	0	0	0	0

Licensee Comments: none

[Physical Protection](#) information not publicly available.

▲ [Action Matrix Summary](#) | [Inspection Findings Summary](#) | [PI Summary](#) | [Reactor Oversight Process](#)

Last Modified: March 9, 2005