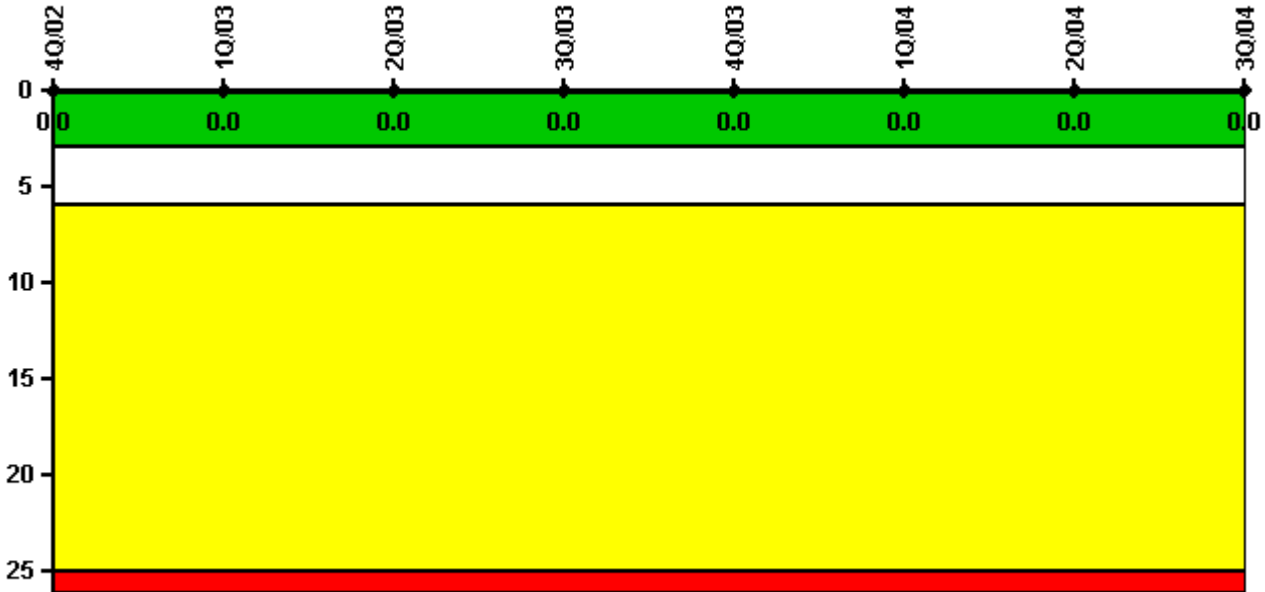


Hatch 1

3Q/2004 Performance Indicators

Licensee's General Comments: none

Unplanned Scrams per 7000 Critical Hrs



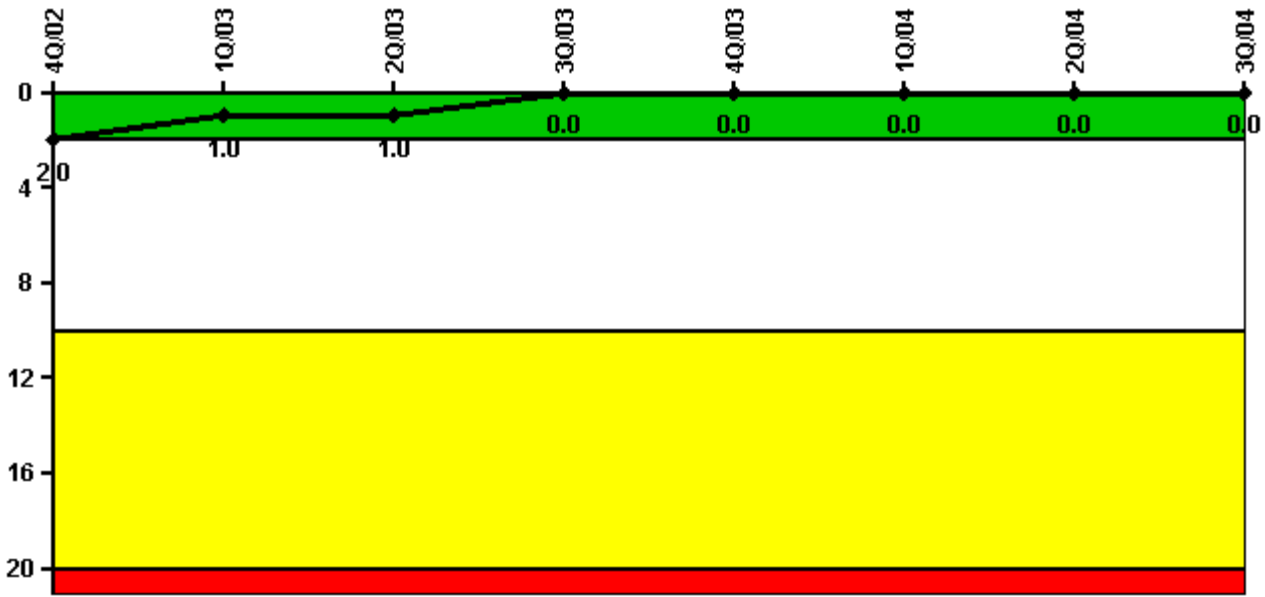
Thresholds: White > 3.0 Yellow > 6.0 Red > 25.0

Notes

Unplanned Scrams per 7000 Critical Hrs	4Q/02	1Q/03	2Q/03	3Q/03	4Q/03	1Q/04	2Q/04	3Q/04
Unplanned scrams	0	0	0	0	0	0	0	0
Critical hours	2126.1	2160.0	1877.5	2208.0	2209.0	1519.1	2183.0	2208.0
Indicator value	0	0	0	0	0	0	0	0

Licensee Comments: none

Scrams with Loss of Normal Heat Removal



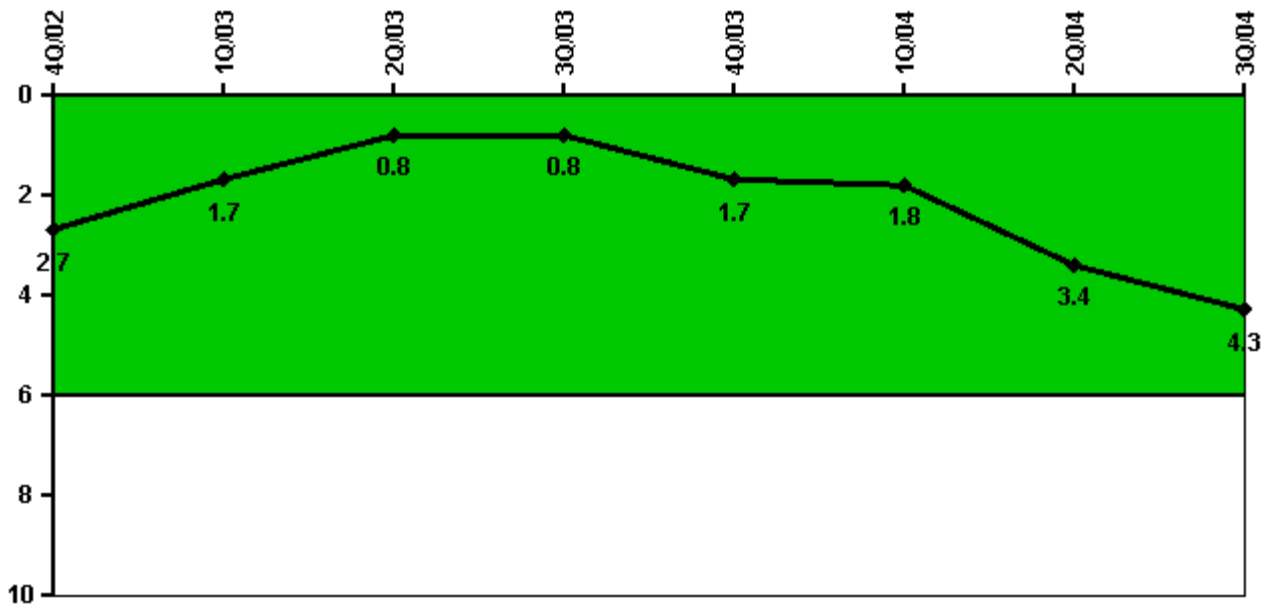
Thresholds: White > 2.0 Yellow > 10.0 Red > 20.0

Notes

Scrams with Loss of Normal Heat Removal	4Q/02	1Q/03	2Q/03	3Q/03	4Q/03	1Q/04	2Q/04	3Q/04
Scrams	0	0	0	0	0	0	0	0
Indicator value	2.0	1.0	1.0	0	0	0	0	0

Licensee Comments: none

Unplanned Power Changes per 7000 Critical Hrs



Thresholds: White > 6.0

Notes

Unplanned Power Changes per 7000 Critical Hrs	4Q/02	1Q/03	2Q/03	3Q/03	4Q/03	1Q/04	2Q/04	3Q/04
Unplanned power changes	0	0	1.0	0	1.0	0	3.0	1.0
Critical hours	2126.1	2160.0	1877.5	2208.0	2209.0	1519.1	2183.0	2208.0
Indicator value	2.7	1.7	0.8	0.8	1.7	1.8	3.4	4.3

Licensee Comments: none

Safety System Unavailability, Emergency AC Power, >2EDG



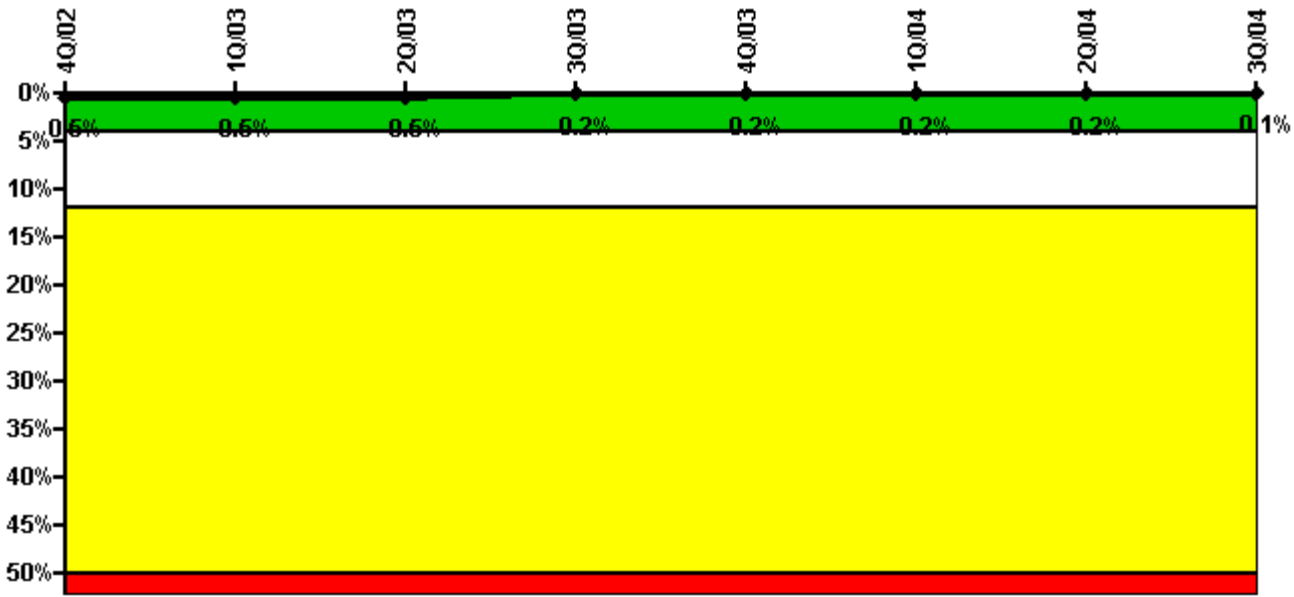
Thresholds: White > 2.5% Yellow > 10.0% Red > 20.0%

Notes

Safety System Unavailability, Emergency AC Power, >2EDG	4Q/02	1Q/03	2Q/03	3Q/03	4Q/03	1Q/04	2Q/04	3Q/04
Train 1								
Planned unavailable hours	0	0.25	0	0	0	0	0.43	0
Unplanned unavailable hours	0	44.47	0	0	18.87	0	0	0
Fault exposure hours	0	0	0	0	0	0	0	0
Effective Reset hours	0	0	0	0	0	0	0	0
Required hours	2209.00	2160.00	2183.00	2208.00	2209.00	2184.00	2183.00	2208.00
Train 2								
Planned unavailable hours	0	0.43	0	14.50	15.97	0	0.15	32.75
Unplanned unavailable hours	0	0	0	0	0	0	0	0
Fault exposure hours	0	0	0	0	0	0	0	0
Effective Reset hours	0	0	0	0	0	0	0	0
Required hours	2209.00	2160.00	2183.00	2208.00	2209.00	2184.00	2183.00	2208.00
Train 3								
Planned unavailable hours	0	6.43	39.80	0	0	0	2.06	1.55
Unplanned unavailable hours	0	0	0	0	0	0	0	0
Fault exposure hours	0	0	0	0	0	0	0	0
Effective Reset hours	0	0	0	0	0	0	0	0
Required hours	2209.00	2160.00	2183.00	2208.00	2209.00	2184.00	2183.00	2208.00
Indicator value	0.5%	0.6%	0.6%	0.6%	0.6%	0.6%	0.6%	0.6%

Licensee Comments: none

Safety System Unavailability, High Pressure Injection System (HPCI)



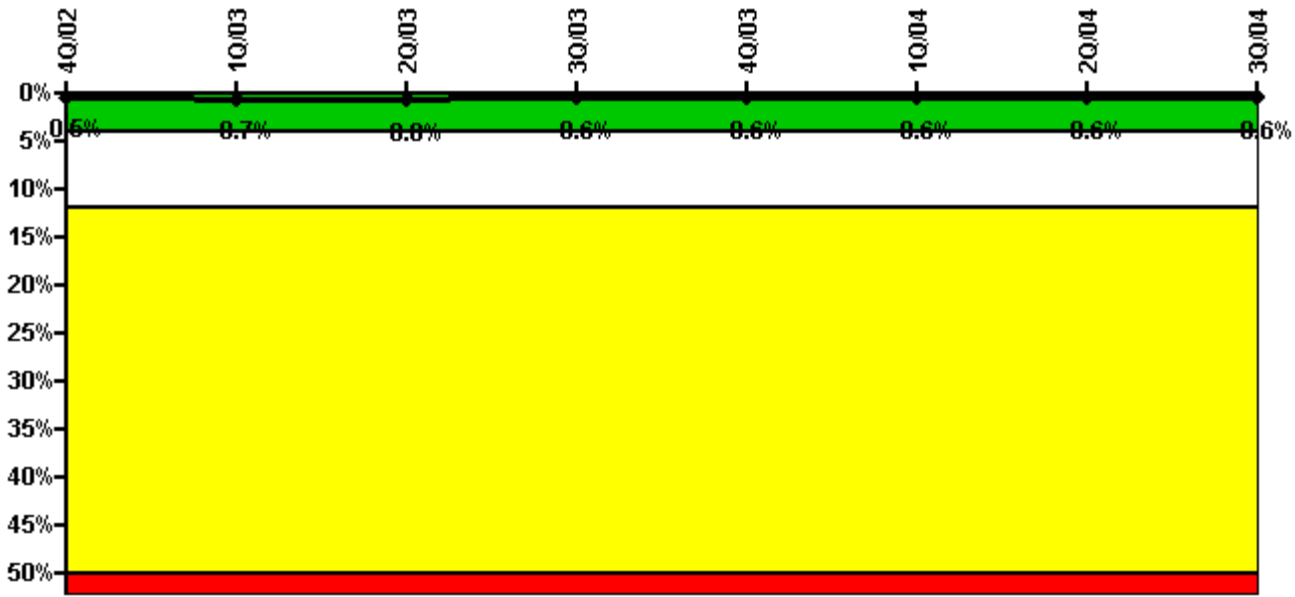
Thresholds: White > 4.0% Yellow > 12.0% Red > 50.0%

Notes

Safety System Unavailability, High Pressure Injection System (HPCI)	4Q/02	1Q/03	2Q/03	3Q/03	4Q/03	1Q/04	2Q/04	3Q/04
Train 1								
Planned unavailable hours	5.03	0	0	0	0	0	0	0
Unplanned unavailable hours	0	0	0	0	0	0	0	0
Fault exposure hours	0	0	0	0	0	0	0	0
Effective Reset hours	0	0	0	0	0	0	0	0
Required hours	2126.12	2160.00	1877.51	2208.00	2209.00	1519.13	2183.00	2208.00
Indicator value	0.5%	0.5%	0.5%	0.2%	0.2%	0.2%	0.2%	0.1%

Licensee Comments: none

Safety System Unavailability, Heat Removal System (RCIC)



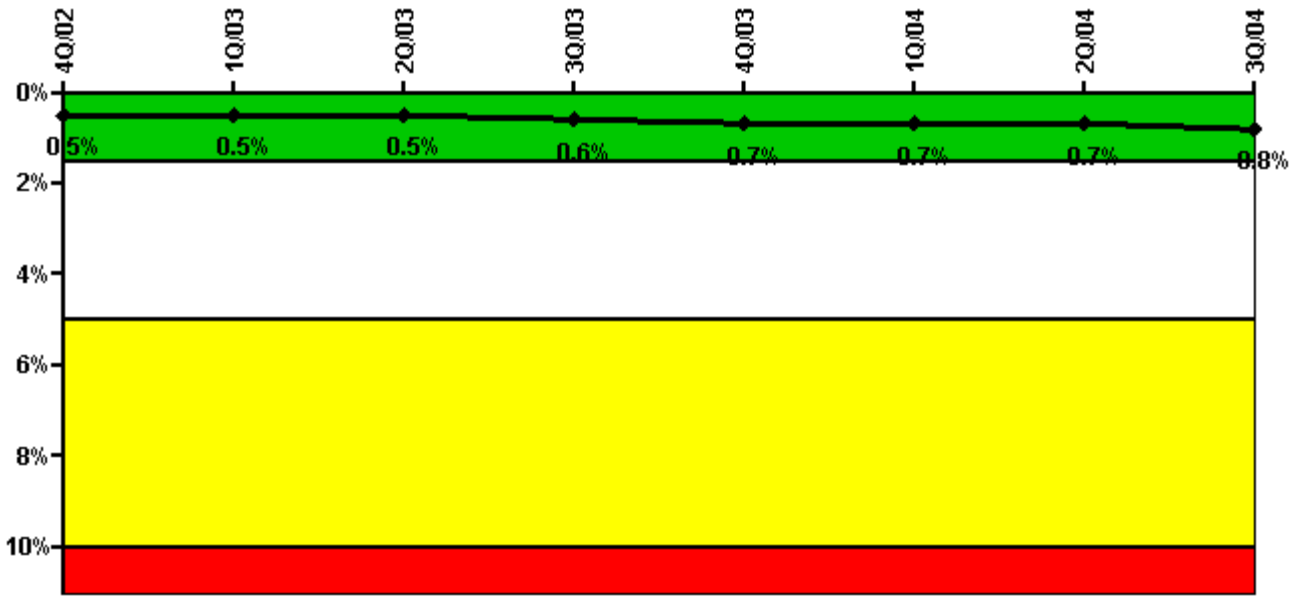
Thresholds: White > 4.0% Yellow > 12.0% Red > 50.0%

Notes

Safety System Unavailability, Heat Removal System (RCIC)	4Q/02	1Q/03	2Q/03	3Q/03	4Q/03	1Q/04	2Q/04	3Q/04
Train 1								
Planned unavailable hours	0.55	0.42	0.42	0.83	0.42	5.91	3.92	2.50
Unplanned unavailable hours	0	57.22	0	0	0	0	0	0
Fault exposure hours	0	0	0	0	0	0	0	0
Effective Reset hours	0	0	0	0	0	0	0	0
Required hours	2126.12	2160.00	1877.51	2208.00	2209.00	1519.13	2183.00	2208.00
Indicator value	0.5%	0.7%	0.8%	0.6%	0.6%	0.6%	0.6%	0.6%

Licensee Comments: none

Safety System Unavailability, Residual Heat Removal System



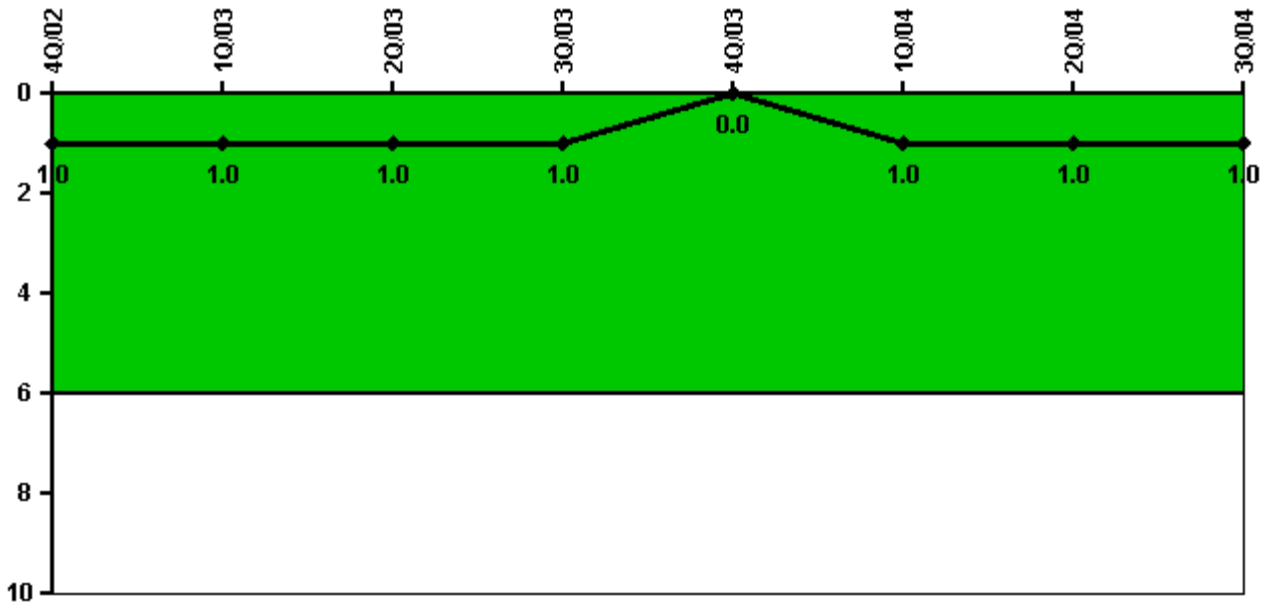
Thresholds: White > 1.5% Yellow > 5.0% Red > 10.0%

Notes

Safety System Unavailability, Residual Heat Removal System	4Q/02	1Q/03	2Q/03	3Q/03	4Q/03	1Q/04	2Q/04	3Q/04
Train 1								
Planned unavailable hours	0	0	0	26.31	3.27	0	0	25.99
Unplanned unavailable hours	0	0	0	0	0	0	0	0
Fault exposure hours	0	0	0	42.60	83.67	0	0	0
Effective Reset hours	0	0	0	0	0	0	0	0
Required hours	2209.00	2160.00	2183.00	2208.00	2209.00	2184.00	2183.00	2208.00
Train 2								
Planned unavailable hours	4.97	0	7.55	0	45.42	11.66	0	20.37
Unplanned unavailable hours	0	0	0	0	0	0	0	0
Fault exposure hours	0	0	0	0	0	0	0	0
Effective Reset hours	0	0	0	0	0	0	0	0
Required hours	2209.00	2160.00	2183.00	2208.00	2209.00	2184.00	2183.00	2208.00
Indicator value	0.5%	0.5%	0.5%	0.6%	0.7%	0.7%	0.7%	0.8%

Licensee Comments: none

Safety System Functional Failures (BWR)



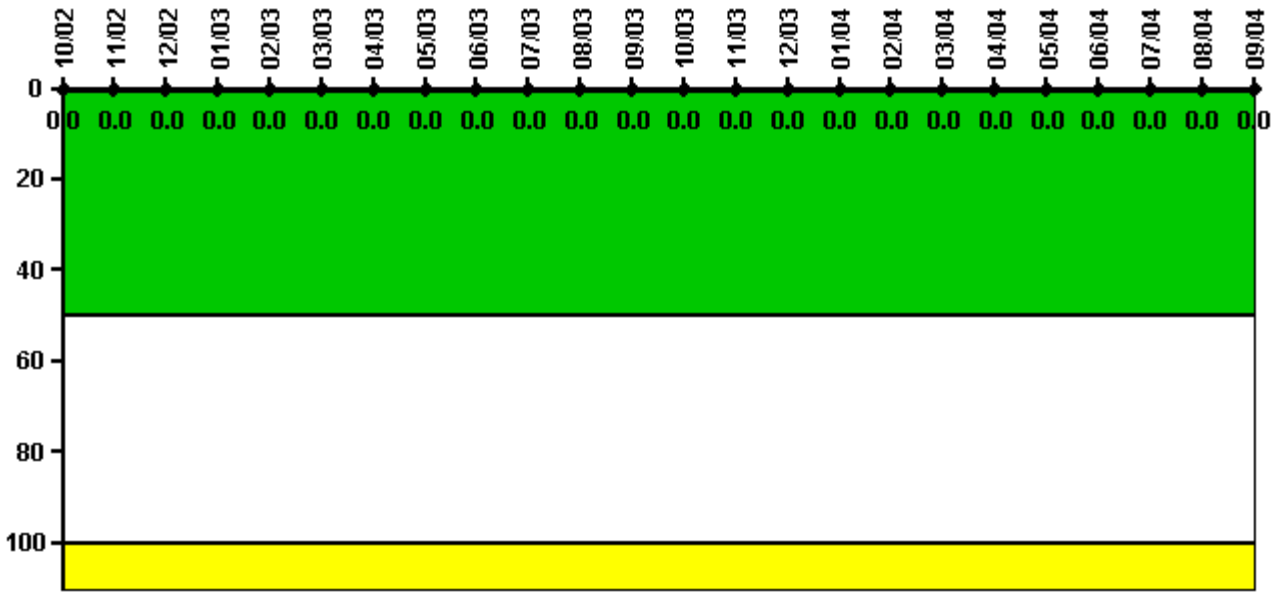
Thresholds: White > 6.0

Notes

Safety System Functional Failures (BWR)	4Q/02	1Q/03	2Q/03	3Q/03	4Q/03	1Q/04	2Q/04	3Q/04
Safety System Functional Failures	1	0	0	0	0	1	0	0
Indicator value	1	1	1	1	0	1	1	1

Licensee Comments: none

Reactor Coolant System Activity



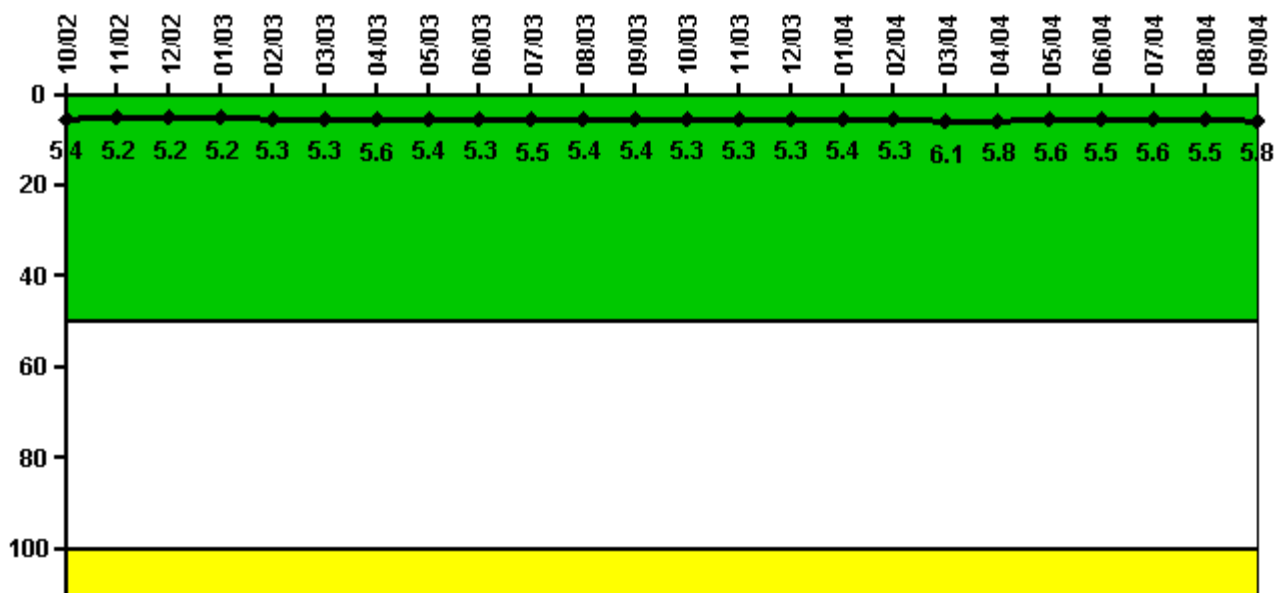
Thresholds: White > 50.0 Yellow > 100.0

Notes

Reactor Coolant System Activity	10/02	11/02	12/02	1/03	2/03	3/03	4/03	5/03	6/03	7/03	8/03	9/03
Maximum activity	0.000004	0.000004	0.000006	0.000006	0.000005	0.000007	0.000007	0.000009	0.000004	0.000008	0.000006	0.000010
Technical specification limit	0.2	0.2	0.2	0.2	0.2	0.2	0.2	0.2	0.2	0.2	0.2	0.2
Indicator value	0	0	0	0	0	0	0	0	0	0	0	0
Reactor Coolant System Activity	10/03	11/03	12/03	1/04	2/04	3/04	4/04	5/04	6/04	7/04	8/04	9/04
Maximum activity	0.000020	0.000020	0.000010	0.000010	0.000020	0.000006	0.000005	0.000005	0.000006	0.000006	0.000008	0.000006
Technical specification limit	0.2	0.2	0.2	0.2	0.2	0.2	0.2	0.2	0.2	0.2	0.2	0.2
Indicator value	0	0	0	0	0	0	0	0	0	0	0	0

Licensee Comments: none

Reactor Coolant System Leakage



Thresholds: White > 50.0 Yellow > 100.0

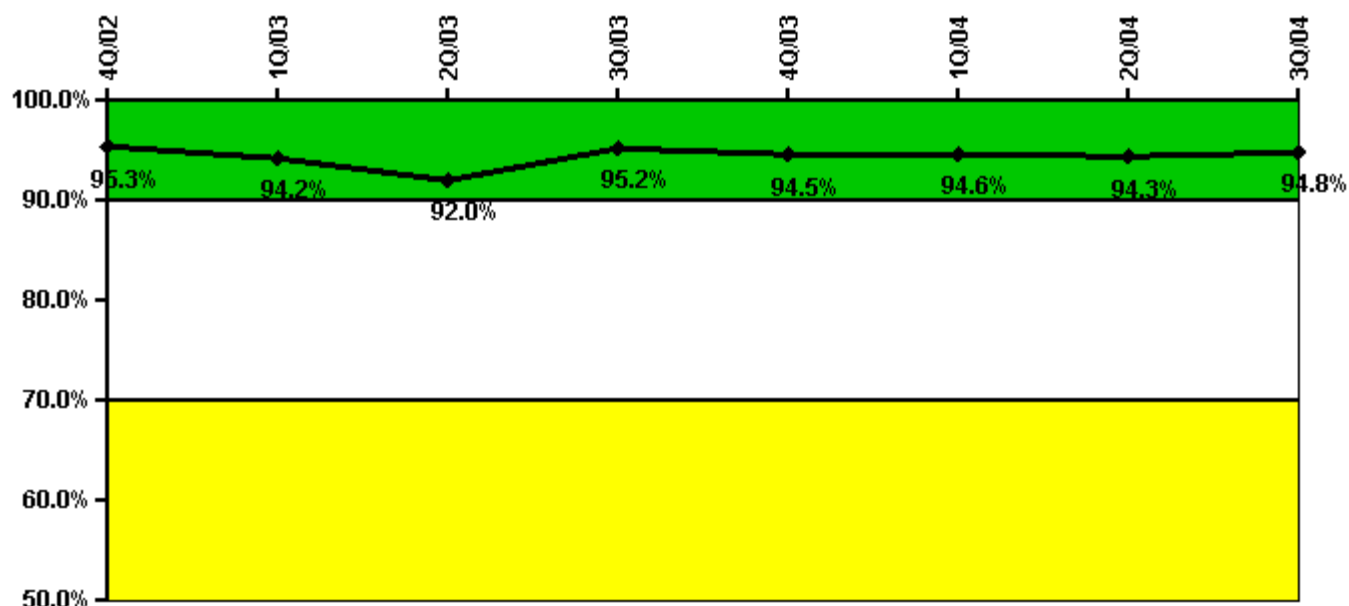
Notes

Reactor Coolant System Leakage	10/02	11/02	12/02	1/03	2/03	3/03	4/03	5/03	6/03	7/03	8/03	9/03
Maximum leakage	1.610	1.560	1.560	1.570	1.580	1.580	1.680	1.610	1.600	1.640	1.630	1.630
Technical specification limit	30.0	30.0	30.0	30.0	30.0	30.0	30.0	30.0	30.0	30.0	30.0	30.0
Indicator value	5.4	5.2	5.2	5.2	5.3	5.3	5.6	5.4	5.3	5.5	5.4	5.4

Reactor Coolant System Leakage	10/03	11/03	12/03	1/04	2/04	3/04	4/04	5/04	6/04	7/04	8/04	9/04
Maximum leakage	1.590	1.590	1.590	1.630	1.580	1.820	1.730	1.690	1.660	1.680	1.660	1.730
Technical specification limit	30.0	30.0	30.0	30.0	30.0	30.0	30.0	30.0	30.0	30.0	30.0	30.0
Indicator value	5.3	5.3	5.3	5.4	5.3	6.1	5.8	5.6	5.5	5.6	5.5	5.8

Licensee Comments: none

Drill/Exercise Performance



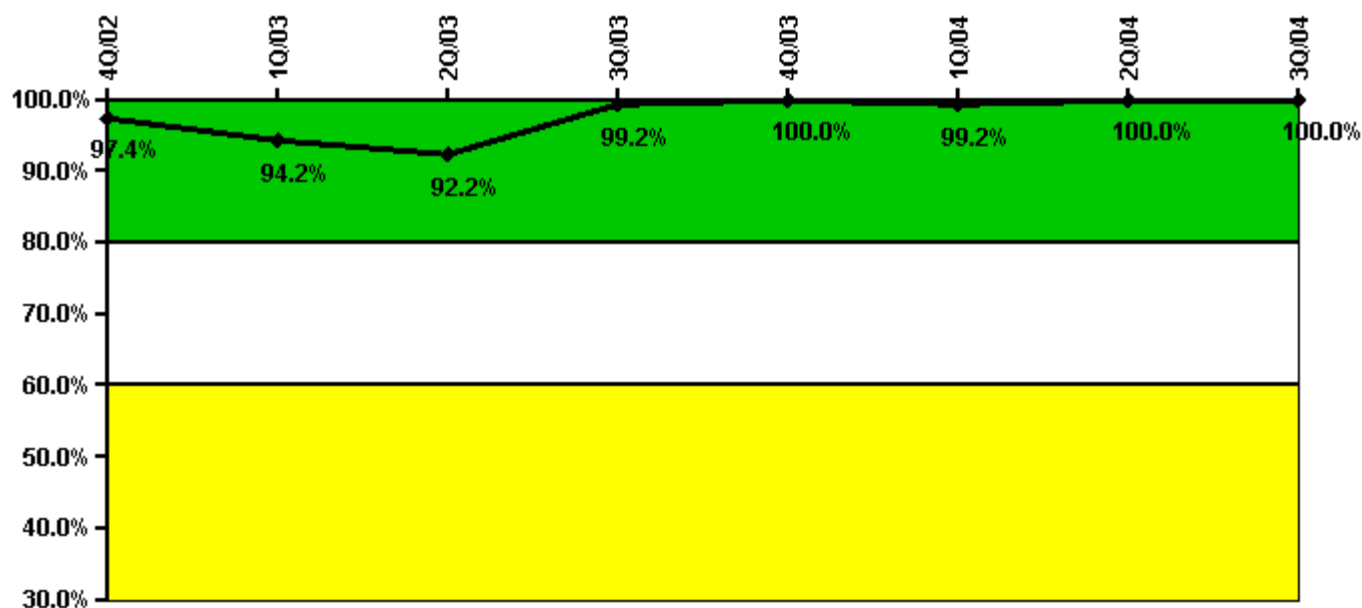
Thresholds: White < 90.0% Yellow < 70.0%

Notes

Drill/Exercise Performance	4Q/02	1Q/03	2Q/03	3Q/03	4Q/03	1Q/04	2Q/04	3Q/04
Successful opportunities	5.0	6.0	6.0	71.0	5.0	2.0	17.0	34.0
Total opportunities	6.0	8.0	8.0	72.0	6.0	2.0	18.0	34.0
Indicator value	95.3%	94.2%	92.0%	95.2%	94.5%	94.6%	94.3%	94.8%

Licensee Comments: none

ERO Drill Participation



Thresholds: White < 80.0% Yellow < 60.0%

Notes

ERO Drill Participation	4Q/02	1Q/03	2Q/03	3Q/03	4Q/03	1Q/04	2Q/04	3Q/04
Participating Key personnel	114.0	113.0	107.0	130.0	128.0	119.0	116.0	111.0
Total Key personnel	117.0	120.0	116.0	131.0	128.0	120.0	116.0	111.0
Indicator value	97.4%	94.2%	92.2%	99.2%	100.0%	99.2%	100.0%	100.0%

Licensee Comments: none

Alert & Notification System

**Not applicable due to
unique design
characteristics.
Performance in this area
will be assessed through
focused NRC inspection
efforts.**

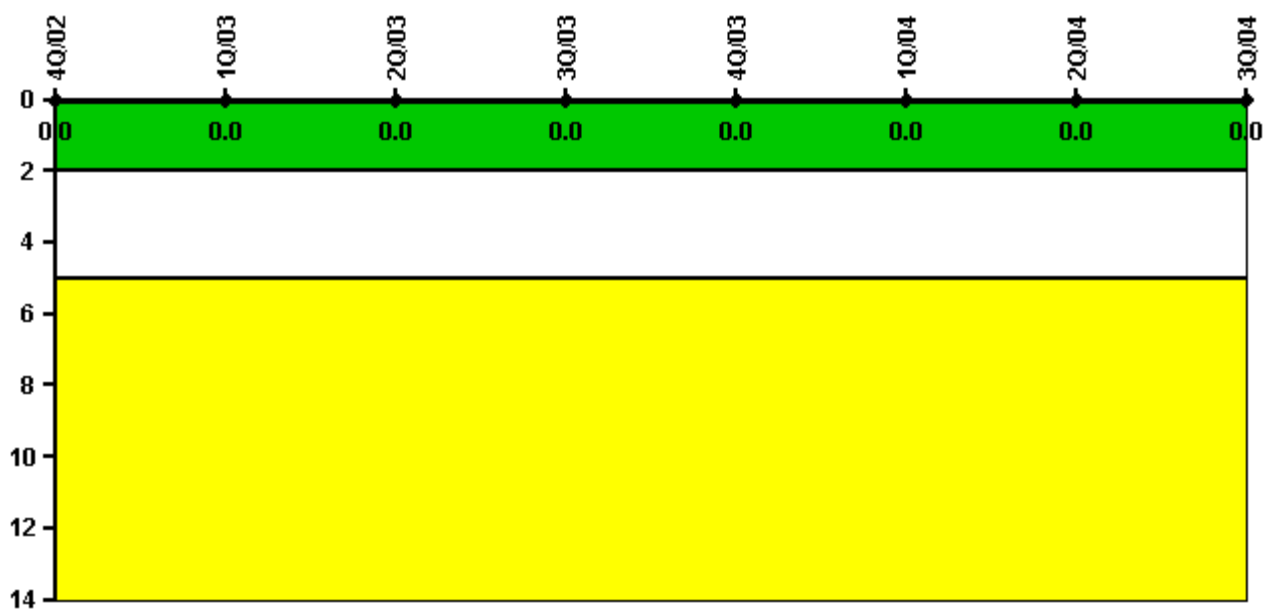
Notes

Alert & Notification System	4Q/02	1Q/03	2Q/03	3Q/03	4Q/03	1Q/04	2Q/04	3Q/04
Successful siren-tests								
Total sirens-tests								
Indicator value								

Licensee Comments:

3Q/04: Plant Hatch does not use sirens as an emergency notification system.

Occupational Exposure Control Effectiveness



Thresholds: White > 2.0 Yellow > 5.0

Notes

Occupational Exposure Control Effectiveness	4Q/02	1Q/03	2Q/03	3Q/03	4Q/03	1Q/04	2Q/04	3Q/04
High radiation area occurrences	0	0	0	0	0	0	0	0
Very high radiation area occurrences	0	0	0	0	0	0	0	0
Unintended exposure occurrences	0	0	0	0	0	0	0	0
Indicator value	0	0	0	0	0	0	0	0

Licensee Comments: none

RETS/ODCM Radiological Effluent



Thresholds: White > 1.0 Yellow > 3.0

Notes

RETS/ODCM Radiological Effluent	4Q/02	1Q/03	2Q/03	3Q/03	4Q/03	1Q/04	2Q/04	3Q/04
RETS/ODCM occurrences	0	0	0	0	0	0	0	0
Indicator value	0	0	0	0	0	0	0	0

Licensee Comments: none

[Physical Protection](#) information not publicly available.

▲ [Action Matrix Summary](#) | [Inspection Findings Summary](#) | [PI Summary](#) | [Reactor Oversight Process](#)

Last Modified: October 25, 2004