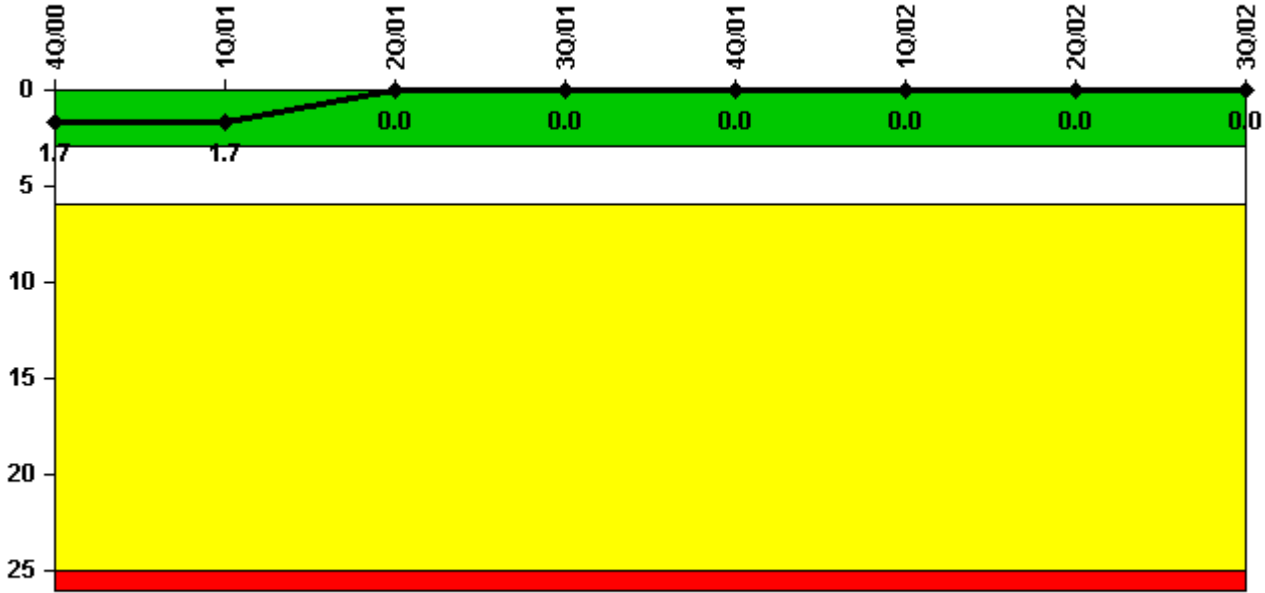


Browns Ferry 3

3Q/2002 Performance Indicators

Licensee's General Comments: none

Unplanned Scrams per 7000 Critical Hrs



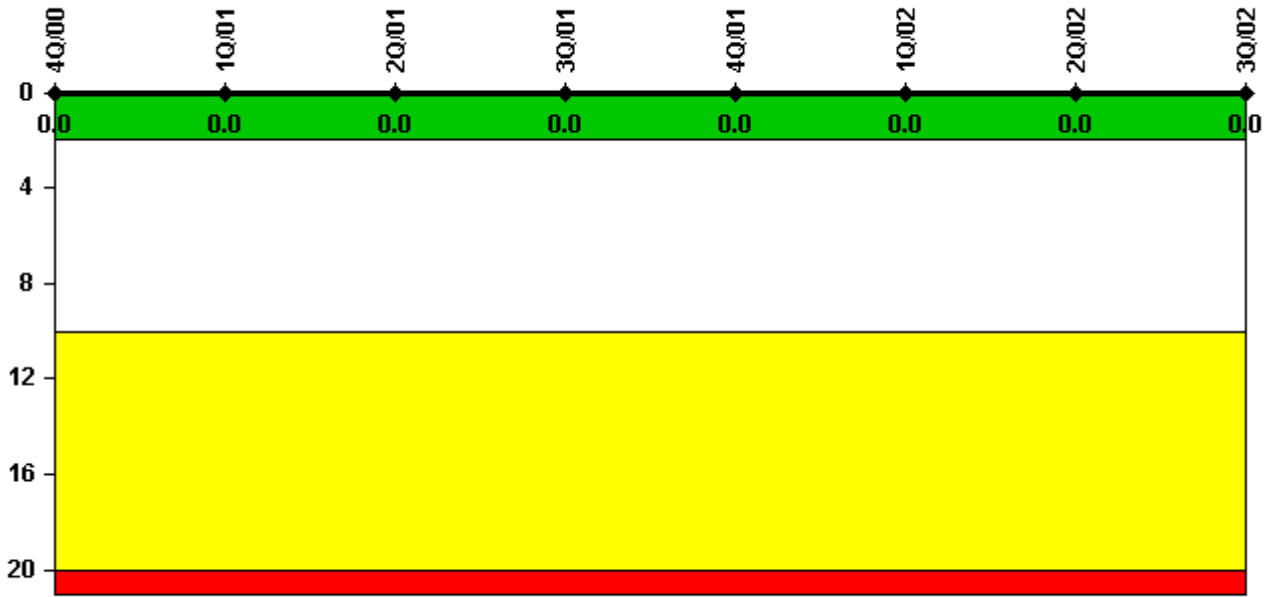
Thresholds: White > 3.0 Yellow > 6.0 Red > 25.0

Notes

Unplanned Scrams per 7000 Critical Hrs	4Q/00	1Q/01	2Q/01	3Q/01	4Q/01	1Q/02	2Q/02	3Q/02
Unplanned scrams	0	0	0	0	0	0	0	0
Critical hours	2209.0	2160.0	2183.0	2208.0	2209.0	2025.0	1975.8	2208.0
Indicator value	1.7	1.7	0	0	0	0	0	0

Licensee Comments: none

Scrams with Loss of Normal Heat Removal



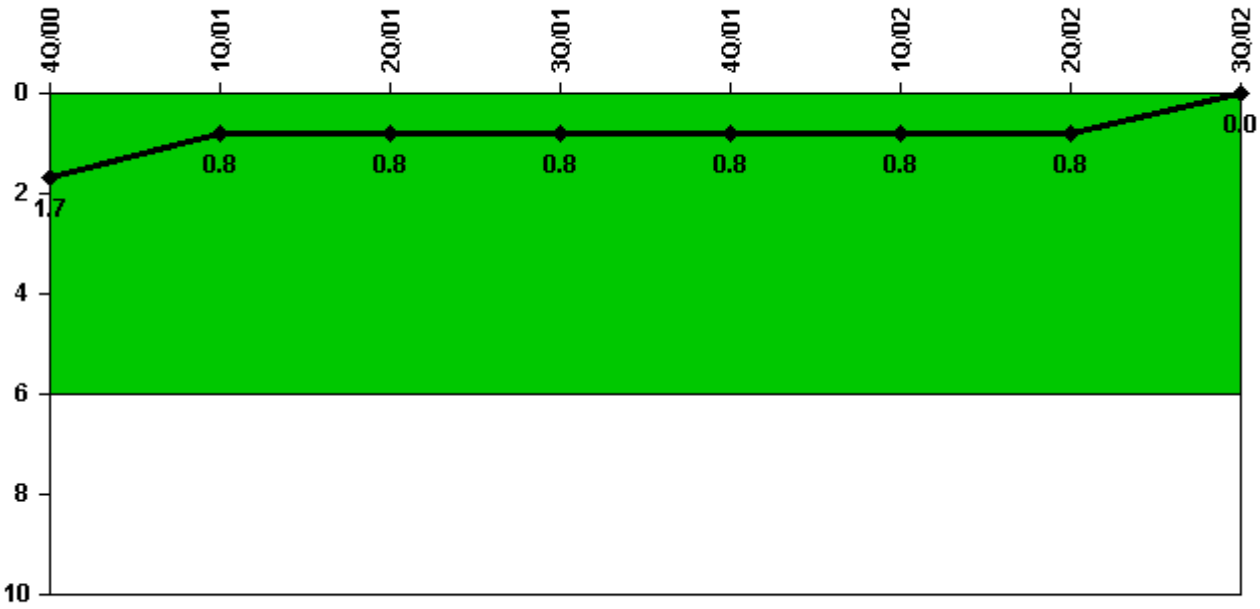
Thresholds: White > 2.0 Yellow > 10.0 Red > 20.0

Notes

Scrams with Loss of Normal Heat Removal	4Q/00	1Q/01	2Q/01	3Q/01	4Q/01	1Q/02	2Q/02	3Q/02
Scrams	0	0	0	0	0	0	0	0
Indicator value	0	0	0	0	0	0	0	0

Licensee Comments: none

Unplanned Power Changes per 7000 Critical Hrs



Thresholds: White > 6.0

Notes

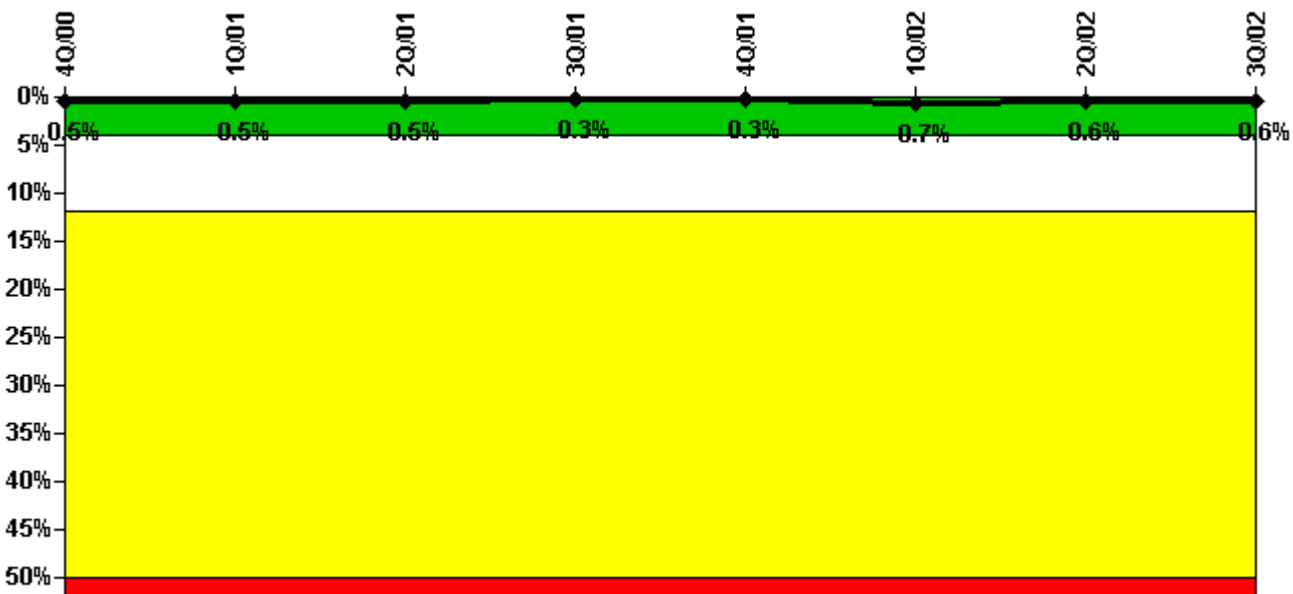
Unplanned Power Changes per 7000 Critical Hrs	4Q/00	1Q/01	2Q/01	3Q/01	4Q/01	1Q/02	2Q/02	3Q/02
Unplanned power changes	0	0	0	1.0	0	0	0	0
Critical hours	2209.0	2160.0	2183.0	2208.0	2209.0	2025.0	1975.8	2208.0
Indicator value	1.7	0.8	0.8	0.8	0.8	0.8	0.8	0

Licensee Comments: none

Effective Reset hours	0	0	0	0	0	0	0	0
Required hours	2209.00	2160.00	2183.00	2208.00	2209.00	2160.00	2183.00	2208.00
Train 6								
Planned unavailable hours	2.49	0.92	0.72	1.34	1.34	1.92	1.46	1.33
Unplanned unavailable hours	0	8.91	0	8.42	0	0	1.25	0
Fault exposure hours	0	0	0	0	0	0	334.42	0
Effective Reset hours	0	0	0	0	0	0	0	0
Required hours	2209.00	2160.00	2183.00	2208.00	2209.00	2160.00	2183.00	2208.00
Train 7								
Planned unavailable hours	1.18	0.95	1.64	0.94	1.15	10.07	41.16	1.27
Unplanned unavailable hours	0	0	13.32	0	0	0	0	0
Fault exposure hours	0	0	0	0	0	0	0	0
Effective Reset hours	0	0	0	0	0	0	0	0
Required hours	2209.00	2160.00	2183.00	2208.00	2209.00	2160.00	2183.00	2208.00
Train 8								
Planned unavailable hours	0.85	0.99	1.02	1.29	14.32	2.45	1.57	1.13
Unplanned unavailable hours	3.85	0	0	0	0	0	0	0
Fault exposure hours	0	0	0	0	0	0	0	0
Effective Reset hours	0	0	0	0	0	0	0	0
Required hours	2209.00	2160.00	2183.00	2208.00	2209.00	2160.00	2183.00	2208.00
Indicator value	0.6%	0.5%	0.5%	0.5%	0.4%	0.4%	0.6%	0.7%

Licensee Comments: none

Safety System Unavailability, High Pressure Injection System (HPCI)



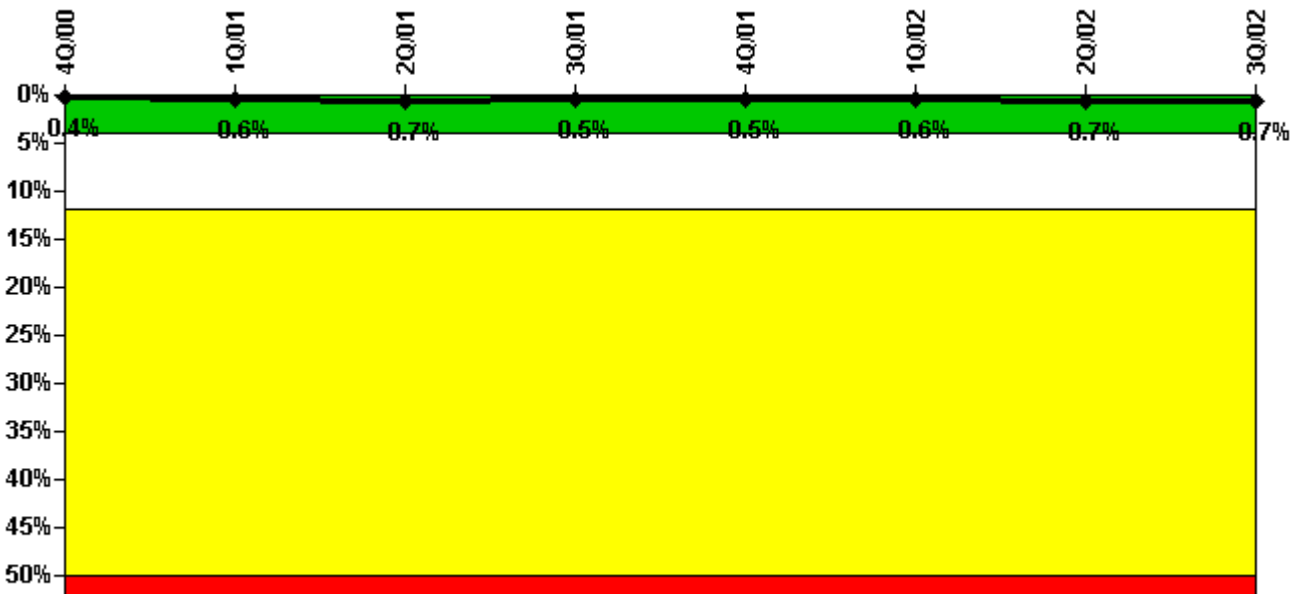
Thresholds: White > 4.0% Yellow > 12.0% Red > 50.0%

Notes

Safety System Unavailability, High Pressure Injection System (HPCI)	4Q/00	1Q/01	2Q/01	3Q/01	4Q/01	1Q/02	2Q/02	3Q/02
Train 1								
Planned unavailable hours	0	8.07	0	0	0	65.45	16.91	0
Unplanned unavailable hours	0	0	0	0	0	49.93	0	0
Fault exposure hours	0	0	0	0	0	0	0	0
Effective Reset hours	0	0	0	0	0	0	0	0
Required hours	2209.00	2160.00	2183.00	2208.00	2209.00	2027.90	1973.30	2208.00
Indicator value	0.5%	0.5%	0.5%	0.3%	0.3%	0.7%	0.6%	0.6%

Licensee Comments: none

Safety System Unavailability, Heat Removal System (RCIC)



Thresholds: White > 4.0% Yellow > 12.0% Red > 50.0%

Notes

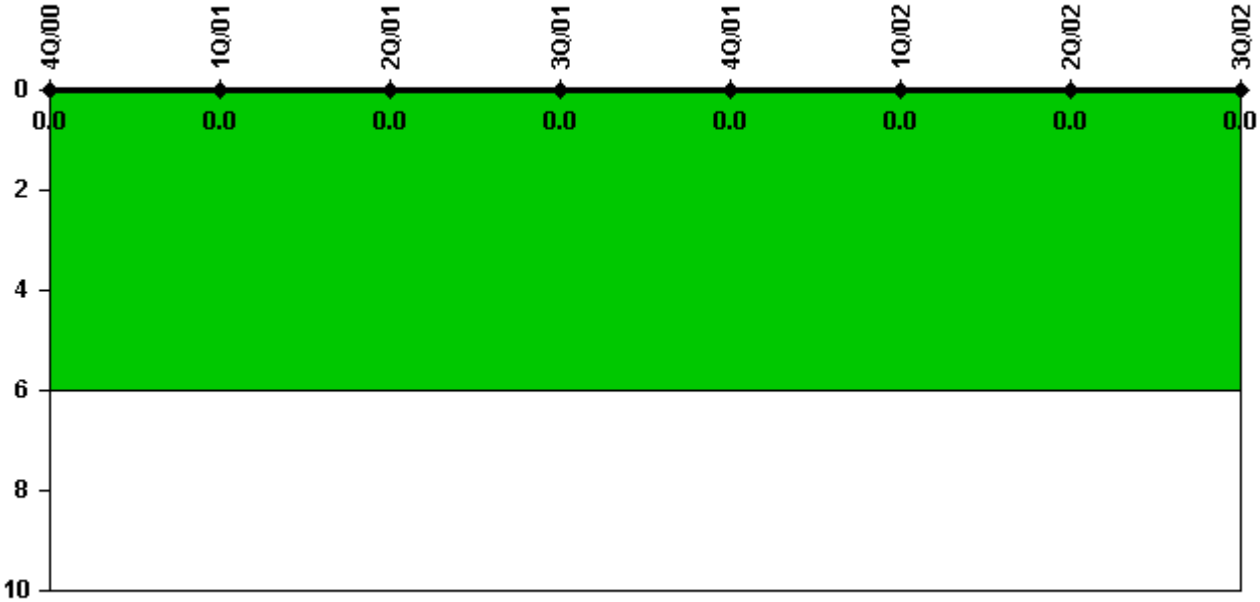
Safety System Unavailability, Heat Removal System (RCIC)	4Q/00	1Q/01	2Q/01	3Q/01	4Q/01	1Q/02	2Q/02	3Q/02
Train 1								
Planned unavailable hours	0.37	36.58	5.78	0.16	0.54	40.23	9.08	0.32
Unplanned unavailable hours	0	13.82	27.17	0	0	3.60	0	0
Fault exposure hours	0	0	0	0	0	0	0	0
Effective Reset hours	0	0	0	0	0	0	0	0
Required hours	2209.00	2160.00	2183.00	2208.00	2209.00	2027.90	1973.30	2208.00
Indicator value	0.4%	0.6%	0.7%	0.5%	0.5%	0.6%	0.7%	0.7%

Licensee Comments: none

Required hours	2209.00	2160.00	2183.00	2208.00	2209.00	2076.00	1998.00	2208.00
Indicator value	0.7%	0.7%	0.7%	0.5%	0.5%	0.5%	0.5%	0.6%

Licensee Comments: none

Safety System Functional Failures (BWR)



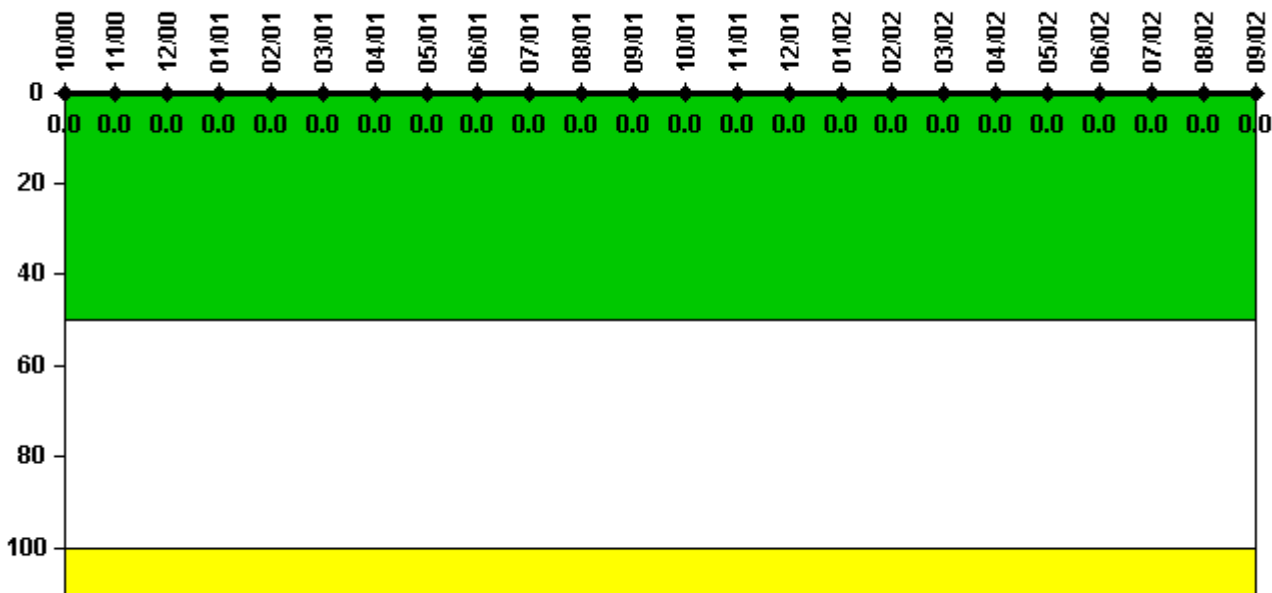
Thresholds: White > 6.0

Notes

Safety System Functional Failures (BWR)	4Q/00	1Q/01	2Q/01	3Q/01	4Q/01	1Q/02	2Q/02	3Q/02
Safety System Functional Failures	0	0	0	0	0	0	0	0
Indicator value	0	0	0	0	0	0	0	0

Licensee Comments: none

Reactor Coolant System Activity



Thresholds: White > 50.0 Yellow > 100.0

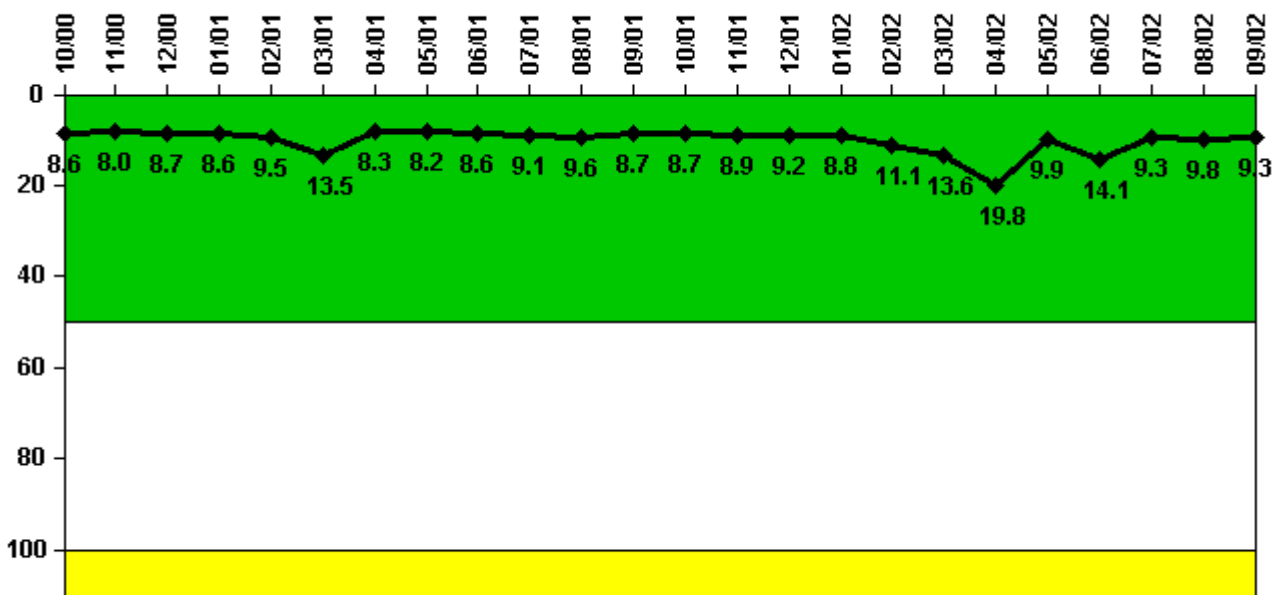
Notes

Reactor Coolant System Activity	10/00	11/00	12/00	1/01	2/01	3/01	4/01	5/01	6/01	7/01	8/01	9/01
Maximum activity	0.000371	0.000337	0.000132	0.000219	0.000325	0.000230	0.000373	0.000596	0.000165	0.000151	0.000212	0.000300
Technical specification limit	3.2	3.2	3.2	3.2	3.2	3.2	3.2	3.2	3.2	3.2	3.2	3.2
Indicator value	0	0	0	0	0	0	0	0	0	0	0	0

Reactor Coolant System Activity	10/01	11/01	12/01	1/02	2/02	3/02	4/02	5/02	6/02	7/02	8/02	9/02
Maximum activity	0.000150	0.000130	0.000172	0.000148	0.000176	0.000119	0.000038	0.000073	0.000078	0.000060	0.000083	0.000192
Technical specification limit	3.2	3.2	3.2	3.2	3.2	3.2	3.2	3.2	3.2	3.2	3.2	3.2
Indicator value	0	0	0	0	0	0	0	0	0	0	0	0

Licensee Comments: none

Reactor Coolant System Leakage



Thresholds: White > 50.0 Yellow > 100.0

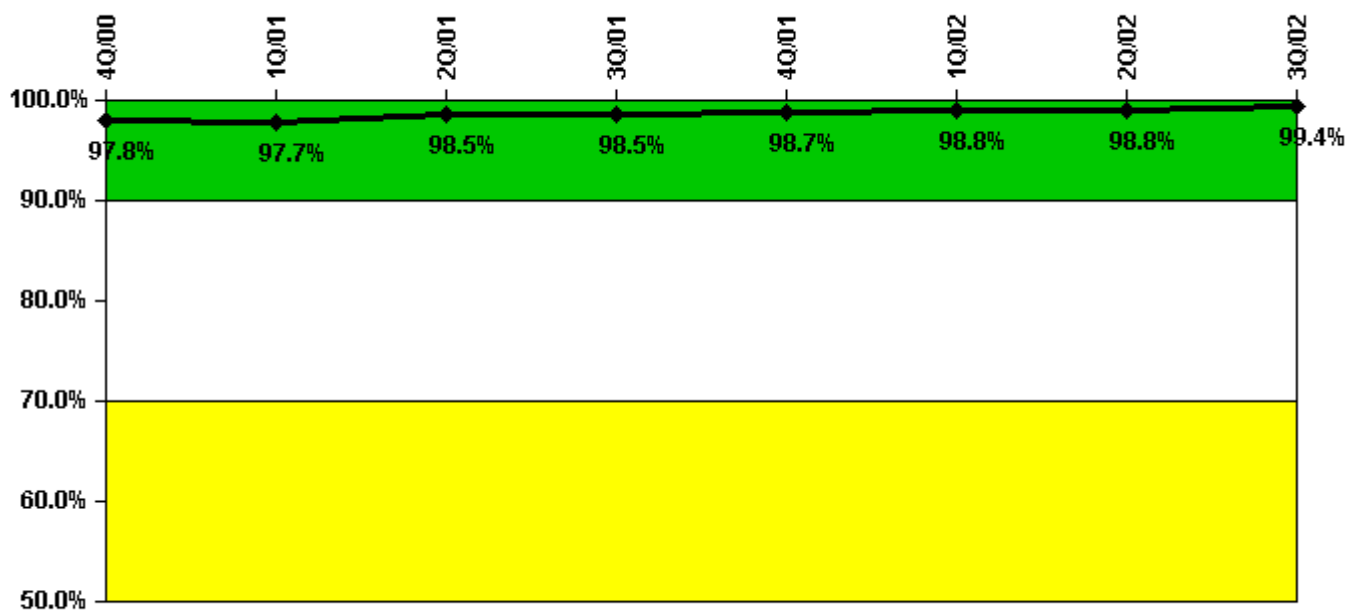
Notes

Reactor Coolant System Leakage	10/00	11/00	12/00	1/01	2/01	3/01	4/01	5/01	6/01	7/01	8/01	9/01
Maximum leakage	2.590	2.410	2.610	2.590	2.840	4.040	2.490	2.460	2.570	2.720	2.890	2.610
Technical specification limit	30.0	30.0	30.0	30.0	30.0	30.0	30.0	30.0	30.0	30.0	30.0	30.0
Indicator value	8.6	8.0	8.7	8.6	9.5	13.5	8.3	8.2	8.6	9.1	9.6	8.7

Reactor Coolant System Leakage	10/01	11/01	12/01	1/02	2/02	3/02	4/02	5/02	6/02	7/02	8/02	9/02
Maximum leakage	2.610	2.660	2.760	2.650	3.320	4.070	5.930	2.970	4.230	2.790	2.930	2.800
Technical specification limit	30.0	30.0	30.0	30.0	30.0	30.0	30.0	30.0	30.0	30.0	30.0	30.0
Indicator value	8.7	8.9	9.2	8.8	11.1	13.6	19.8	9.9	14.1	9.3	9.8	9.3

Licensee Comments: none

Drill/Exercise Performance



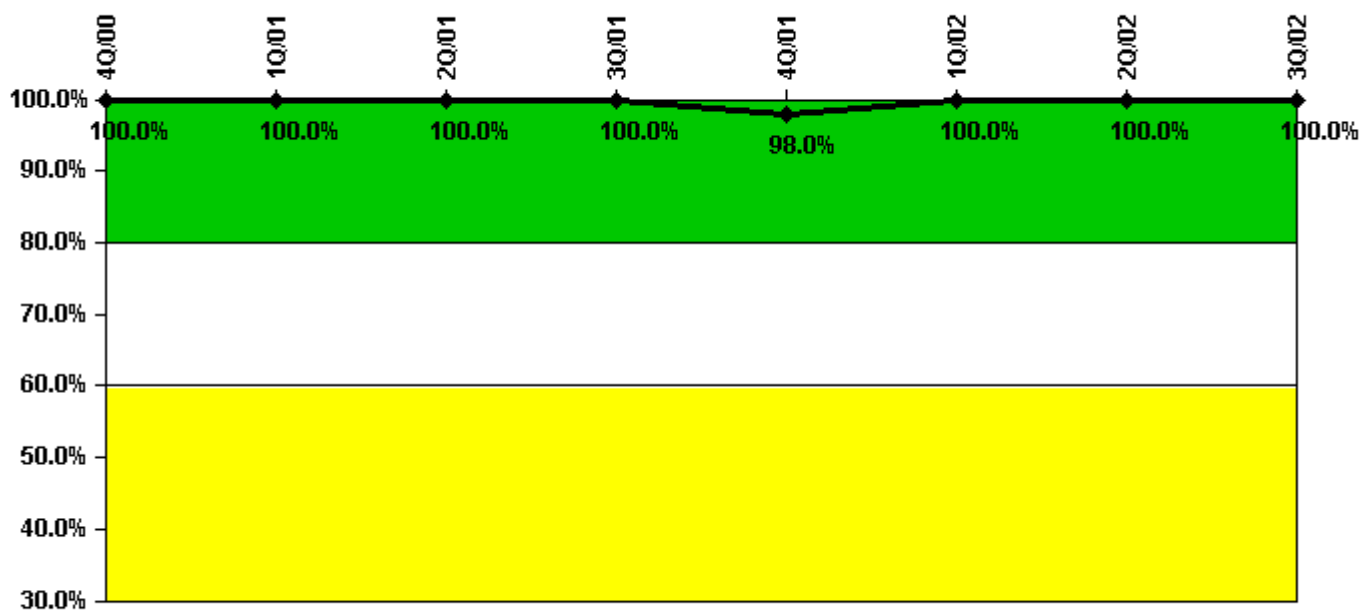
Thresholds: White < 90.0% Yellow < 70.0%

Notes

Drill/Exercise Performance	4Q/00	1Q/01	2Q/01	3Q/01	4Q/01	1Q/02	2Q/02	3Q/02
Successful opportunities	34.0	2.0	16.0	8.0	75.0	2.0	6.0	10.0
Total opportunities	34.0	2.0	16.0	8.0	76.0	2.0	6.0	10.0
Indicator value	97.8%	97.7%	98.5%	98.5%	98.7%	98.8%	98.8%	99.4%

Licensee Comments: none

ERO Drill Participation



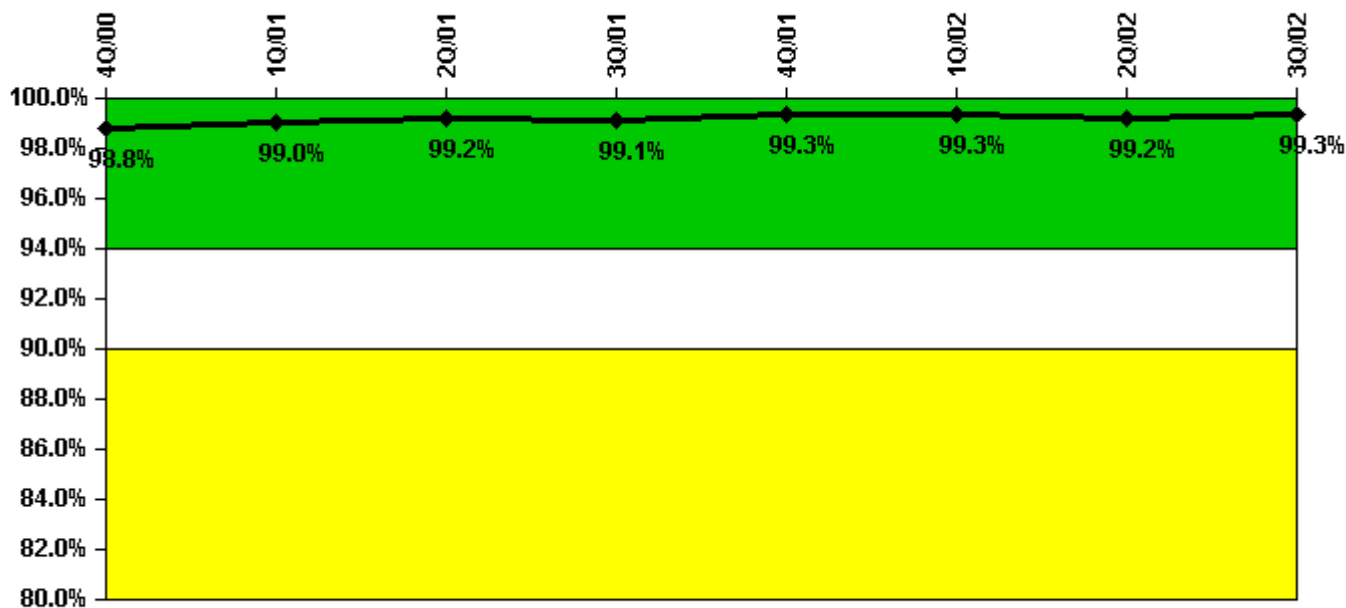
Thresholds: White < 80.0% Yellow < 60.0%

Notes

ERO Drill Participation	4Q/00	1Q/01	2Q/01	3Q/01	4Q/01	1Q/02	2Q/02	3Q/02
Participating Key personnel	37.0	38.0	38.0	39.0	48.0	48.0	48.0	49.0
Total Key personnel	37.0	38.0	38.0	39.0	49.0	48.0	48.0	49.0
Indicator value	100.0%	100.0%	100.0%	100.0%	98.0%	100.0%	100.0%	100.0%

Licensee Comments: none

Alert & Notification System



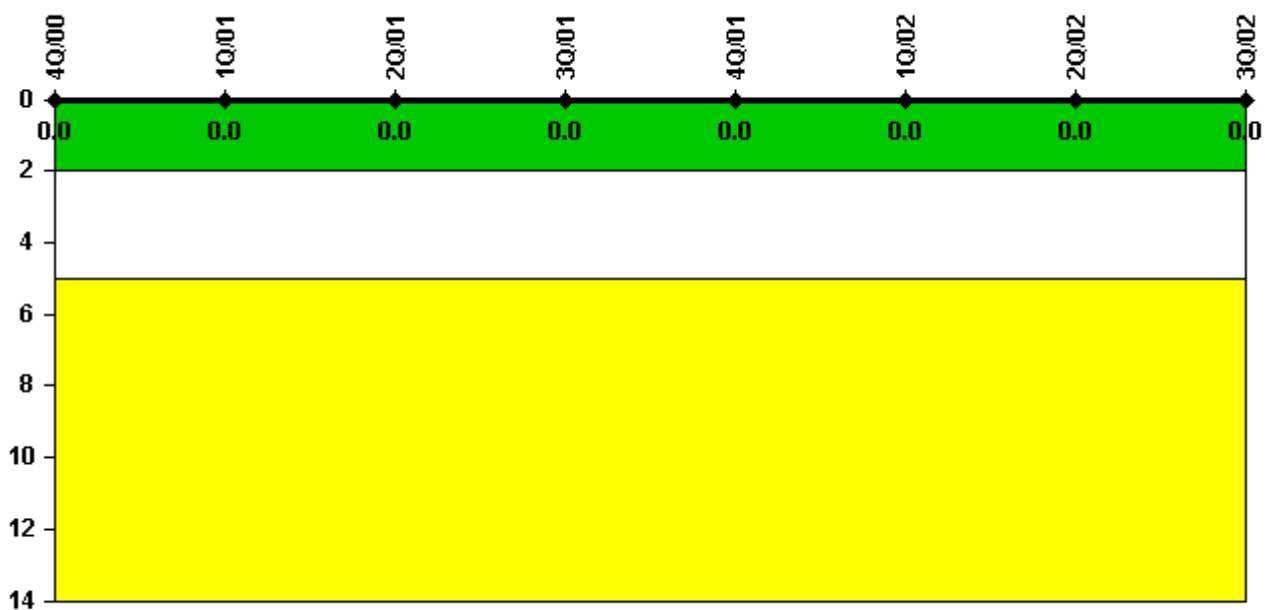
Thresholds: White < 94.0% Yellow < 90.0%

Notes

Alert & Notification System	4Q/00	1Q/01	2Q/01	3Q/01	4Q/01	1Q/02	2Q/02	3Q/02
Successful siren-tests	891	794	796	790	996	595	794	793
Total sirens-tests	900	800	800	800	1000	600	800	800
Indicator value	98.8%	99.0%	99.2%	99.1%	99.3%	99.3%	99.2%	99.3%

Licensee Comments: none

Occupational Exposure Control Effectiveness



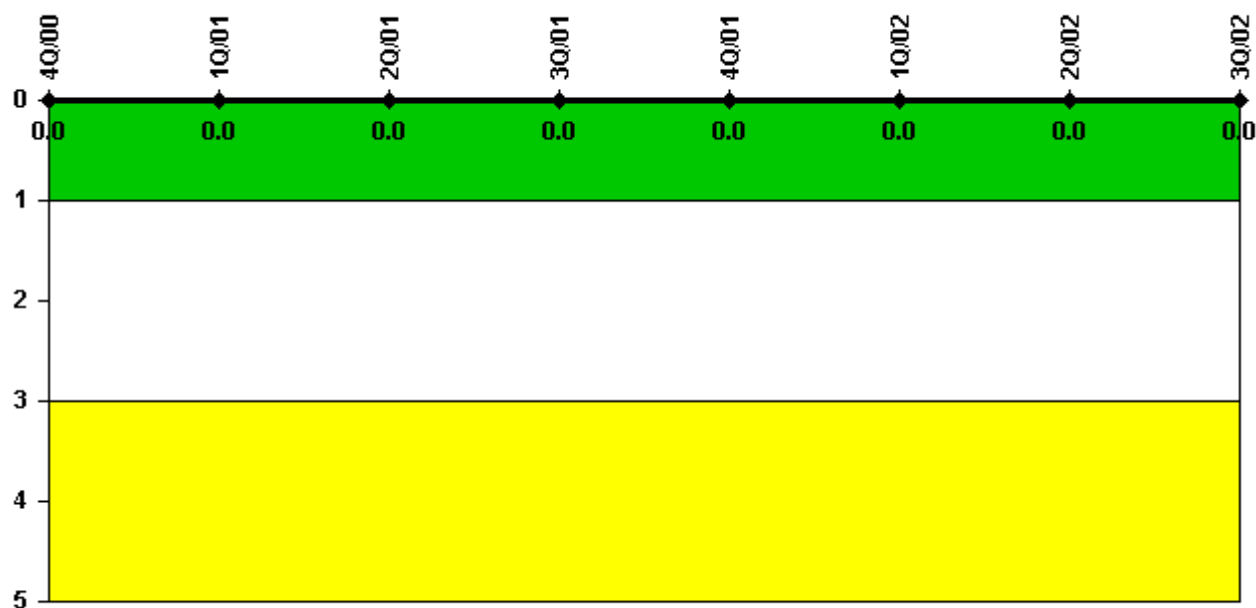
Thresholds: White > 2.0 Yellow > 5.0

Notes

Occupational Exposure Control Effectiveness	4Q/00	1Q/01	2Q/01	3Q/01	4Q/01	1Q/02	2Q/02	3Q/02
High radiation area occurrences	0	0	0	0	0	0	0	0
Very high radiation area occurrences	0	0	0	0	0	0	0	0
Unintended exposure occurrences	0	0	0	0	0	0	0	0
Indicator value	0	0	0	0	0	0	0	0

Licensee Comments: none

RETS/ODCM Radiological Effluent



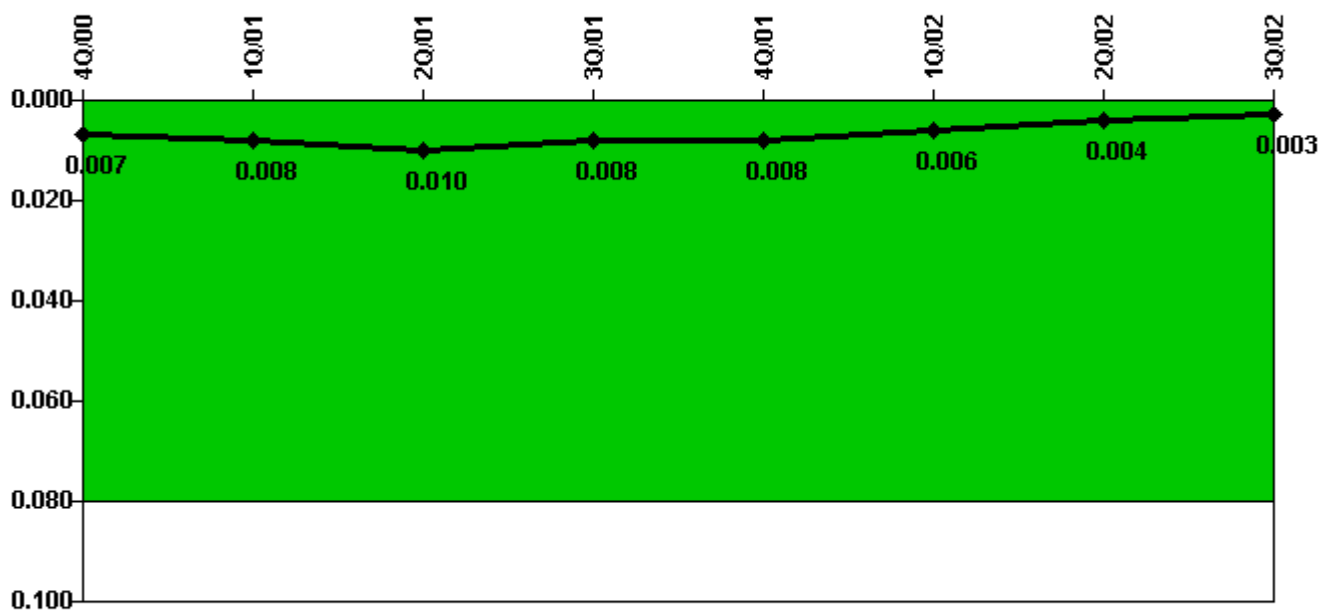
Thresholds: White > 1.0 Yellow > 3.0

Notes

RETS/ODCM Radiological Effluent	4Q/00	1Q/01	2Q/01	3Q/01	4Q/01	1Q/02	2Q/02	3Q/02
RETS/ODCM occurrences	0	0	0	0	0	0	0	0
Indicator value	0	0	0	0	0	0	0	0

Licensee Comments: none

Protected Area Security Performance Index



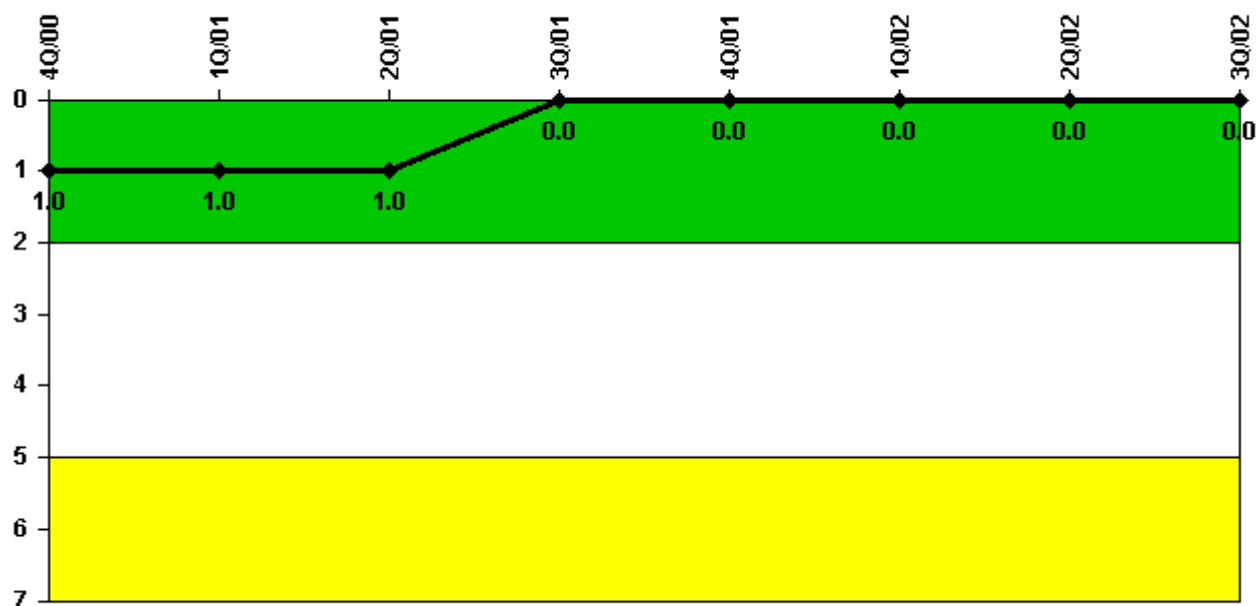
Thresholds: White > 0.080

Notes

Protected Area Security Performance Index	4Q/00	1Q/01	2Q/01	3Q/01	4Q/01	1Q/02	2Q/02	3Q/02
IDS compensatory hours	39.02	84.11	84.04	15.18	56.71	2.25	18.60	7.02
CCTV compensatory hours	27.4	0	0	29.9	0.4	0	8.6	6.9
IDS normalization factor	1.95	1.95	1.95	1.95	1.95	1.95	1.95	1.95
CCTV normalization factor	1.7	1.7	1.7	1.7	1.7	1.7	1.7	1.7
Index Value	0.007	0.008	0.010	0.008	0.008	0.006	0.004	0.003

Licensee Comments: none

Personnel Screening Program



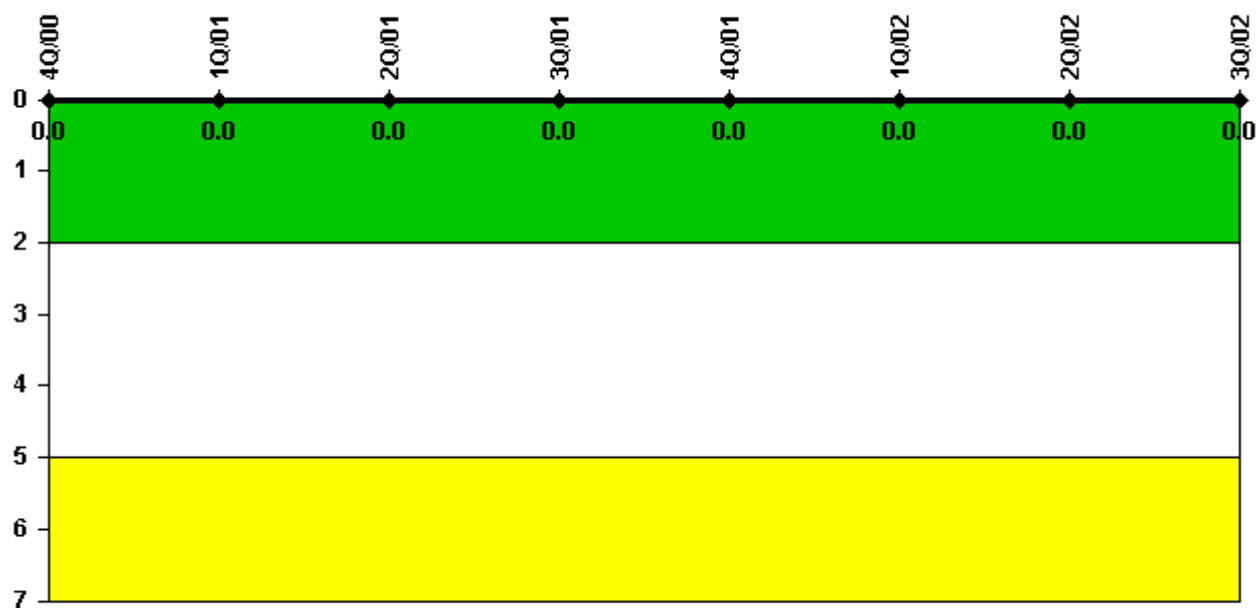
Thresholds: White > 2.0 Yellow > 5.0

Notes

Personnel Screening Program	4Q/00	1Q/01	2Q/01	3Q/01	4Q/01	1Q/02	2Q/02	3Q/02
Program failures	0	0	0	0	0	0	0	0
Indicator value	1	1	1	0	0	0	0	0

Licensee Comments: none

FFD/Personnel Reliability



Thresholds: White > 2.0 Yellow > 5.0

Notes

FFD/Personnel Reliability	4Q/00	1Q/01	2Q/01	3Q/01	4Q/01	1Q/02	2Q/02	3Q/02
Program Failures	0	0	0	0	0	0	0	0
Indicator value	0	0	0	0	0	0	0	0

Licensee Comments: none

▲ [PI Summary](#) | [Inspection Findings Summary](#) | [Reactor Oversight Process](#)

Last Modified: October 22, 2002