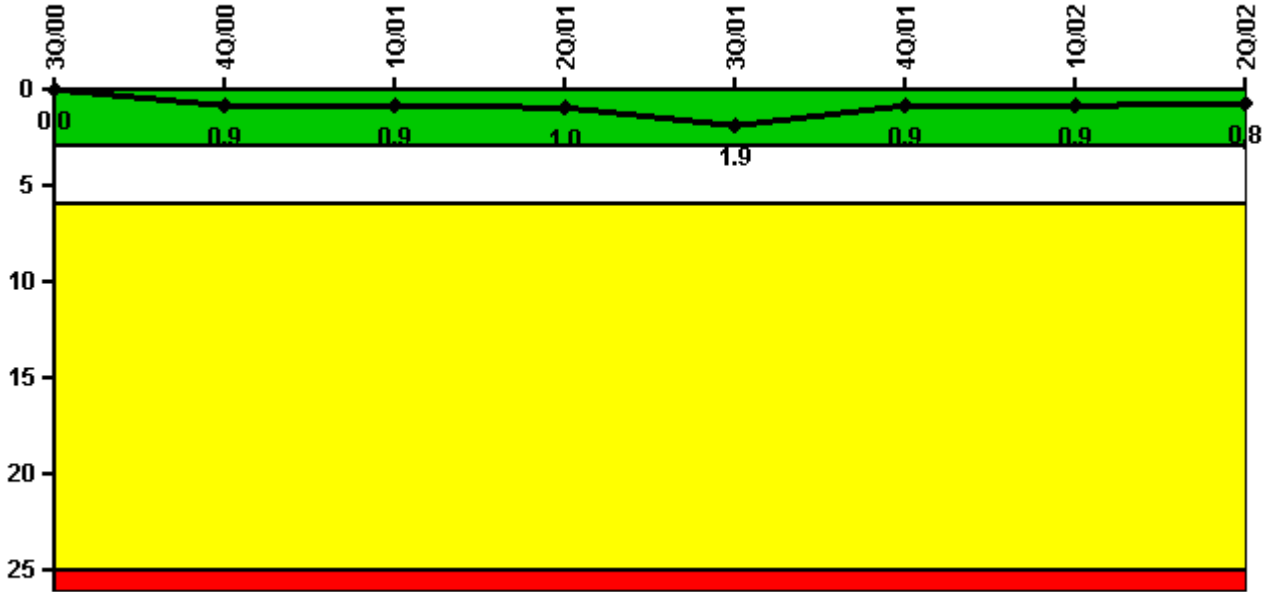


Nine Mile Point 1

2Q/2002 Performance Indicators

Licensee's General Comments: none

Unplanned Scrams per 7000 Critical Hrs



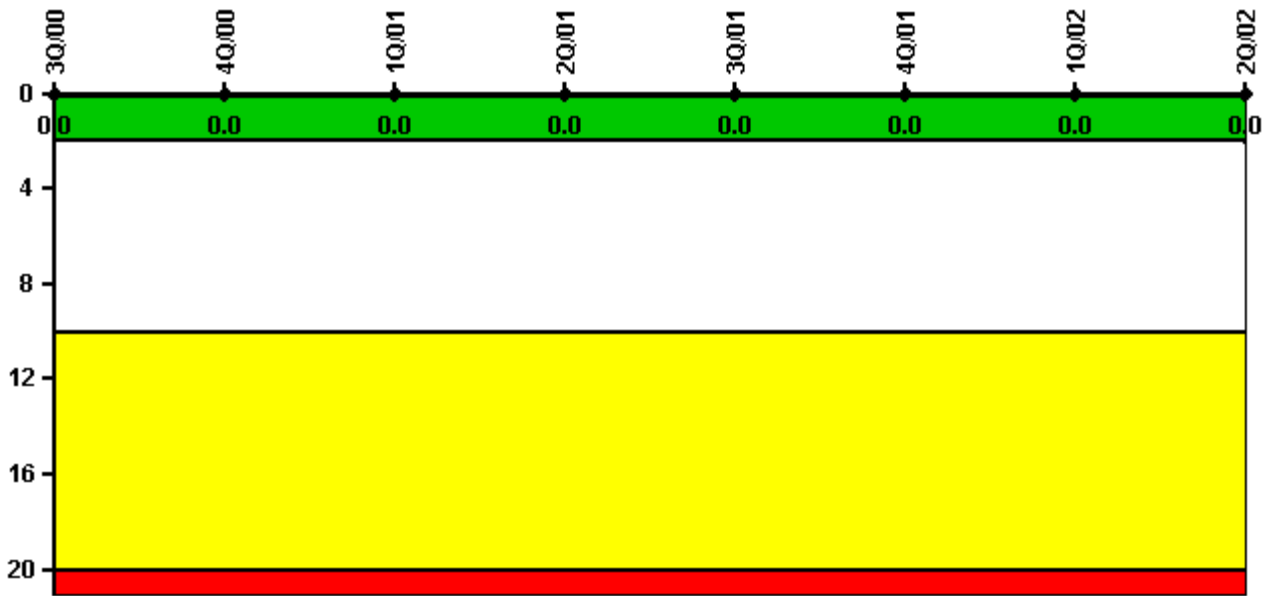
Thresholds: White > 3.0 Yellow > 6.0 Red > 25.0

Notes

Unplanned Scrams per 7000 Critical Hrs	3Q/00	4Q/00	1Q/01	2Q/01	3Q/01	4Q/01	1Q/02	2Q/02
Unplanned scrams	0	1.0	0	0	1.0	0	0	0
Critical hours	2058.5	2007.2	1824.9	1345.5	2082.7	2209.0	2160.0	2112.7
Indicator value	0	0.9	0.9	1.0	1.9	0.9	0.9	0.8

Licensee Comments: none

Scrams with Loss of Normal Heat Removal



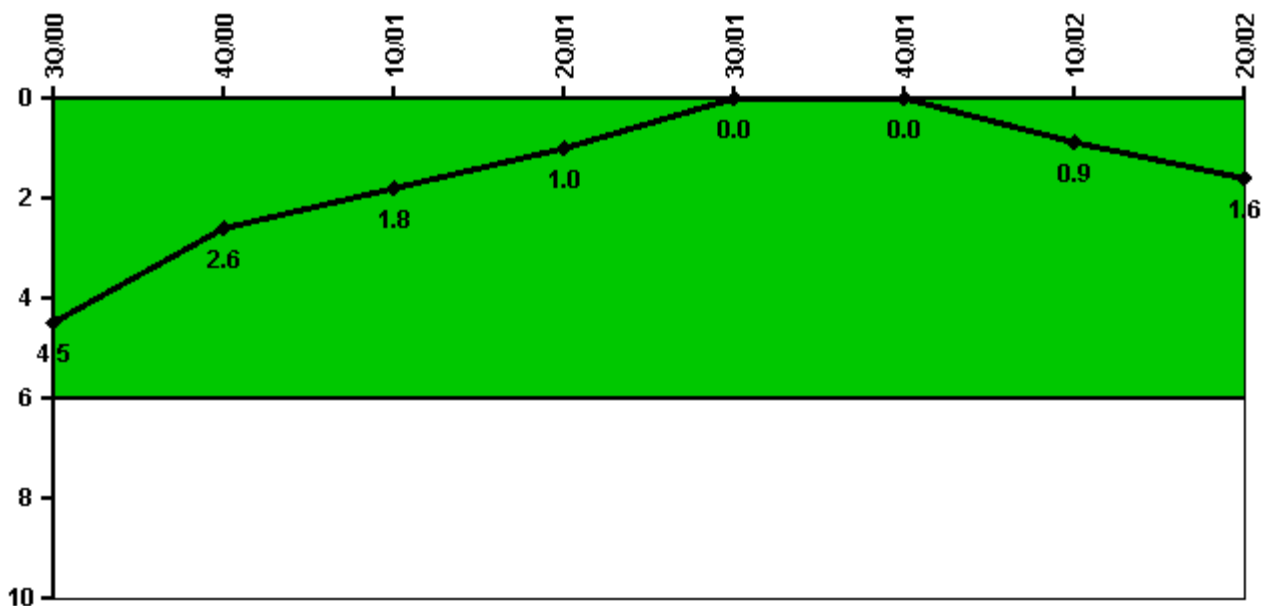
Thresholds: White > 2.0 Yellow > 10.0 Red > 20.0

Notes

Scrams with Loss of Normal Heat Removal	3Q/00	4Q/00	1Q/01	2Q/01	3Q/01	4Q/01	1Q/02	2Q/02
Scrams	0	0	0	0	0	0	0	0
Indicator value	0	0	0	0	0	0	0	0

Licensee Comments: none

Unplanned Power Changes per 7000 Critical Hrs



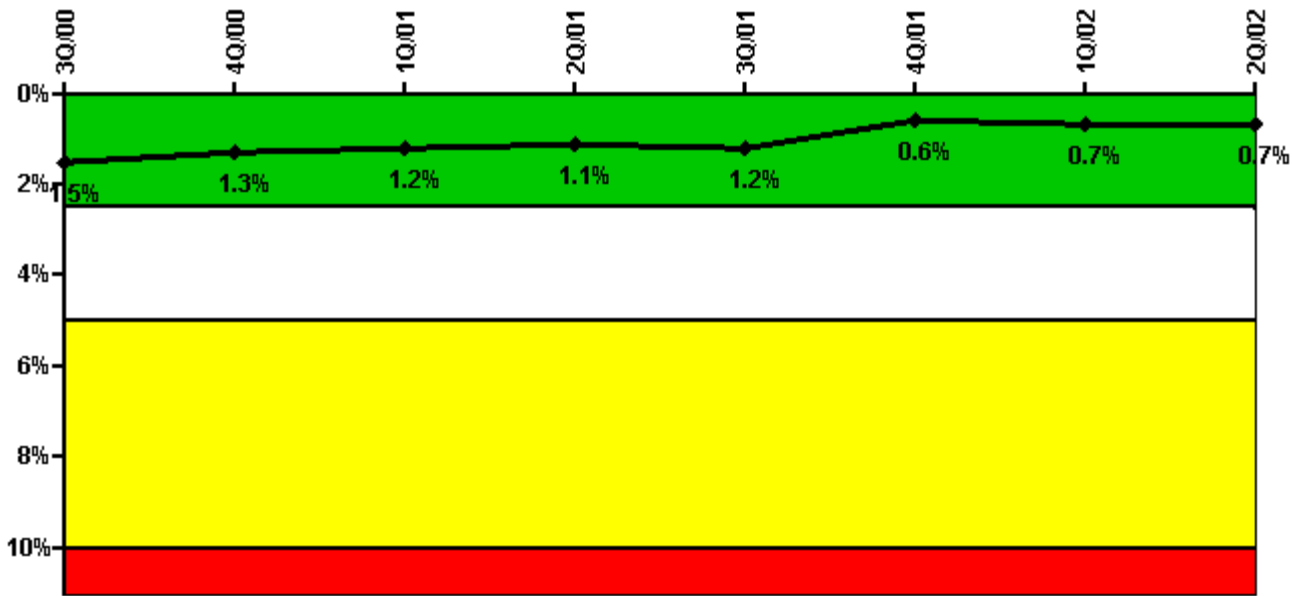
Thresholds: White > 6.0

Notes

Unplanned Power Changes per 7000 Critical Hrs	3Q/00	4Q/00	1Q/01	2Q/01	3Q/01	4Q/01	1Q/02	2Q/02
Unplanned power changes	1.0	0	0	0	0	0	1.0	1.0
Critical hours	2058.5	2007.2	1824.9	1345.5	2082.7	2209.0	2160.0	2112.7
Indicator value	4.5	2.6	1.8	1.0	0	0	0.9	1.6

Licensee Comments: none

Safety System Unavailability, Emergency AC Power



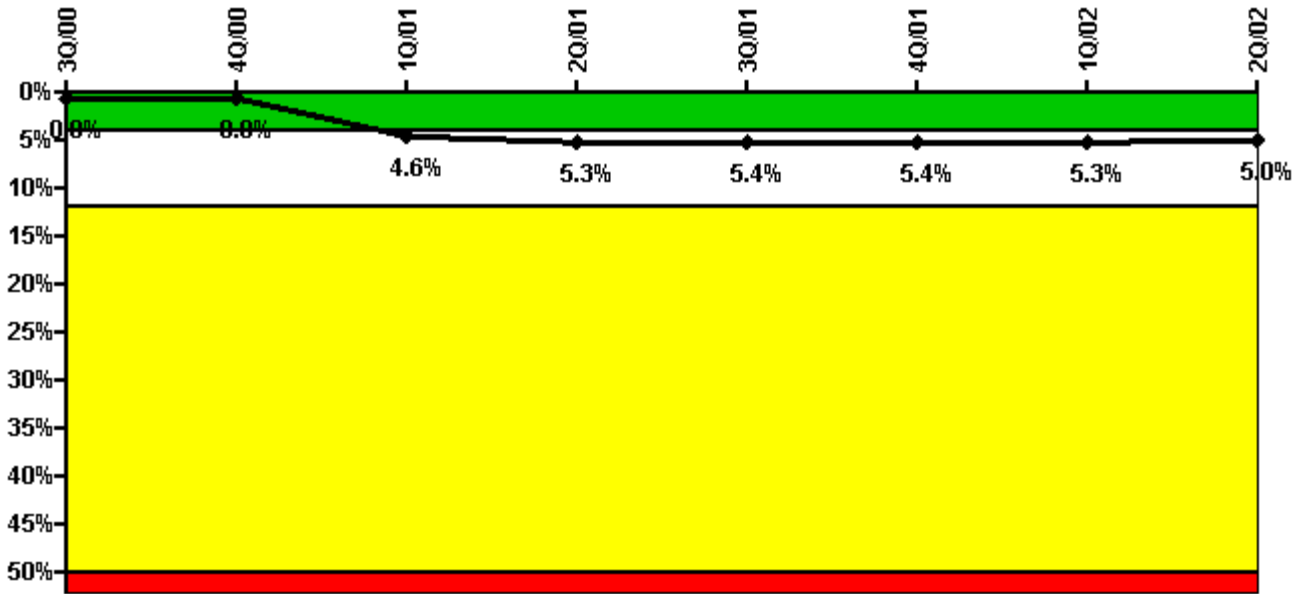
Thresholds: White > 2.5% Yellow > 5.0% Red > 10.0%

Notes

Safety System Unavailability, Emergency AC Power	3Q/00	4Q/00	1Q/01	2Q/01	3Q/01	4Q/01	1Q/02	2Q/02
Train 1								
Planned unavailable hours	1.85	1.55	1.50	1.33	13.90	35.32	57.18	1.84
Unplanned unavailable hours	2.22	0	0	0	0	0	14.83	0
Fault exposure hours	0	0	0	0	0	0	0	0
Effective Reset hours	0	0	0	0	0	0	0	0
Required hours	2208.00	2209.00	2160.00	2183.00	2208.00	2209.00	2160.00	2183.00
Train 2								
Planned unavailable hours	1.65	1.41	17.30	0.35	20.62	2.89	20.26	2.24
Unplanned unavailable hours	0	0	0	0	0	0	0	0
Fault exposure hours	0	0	0	0	0	0	0	0
Effective Reset hours	0	0	0	0	0	0	0	0
Required hours	2208.00	2209.00	2160.00	2183.00	2208.00	2209.00	2160.00	2183.00
Indicator value	1.5%	1.3%	1.2%	1.1%	1.2%	0.6%	0.7%	0.7%

Licensee Comments: none

Safety System Unavailability, High Pressure Injection System (HPCI)



Thresholds: White > 4.0% Yellow > 12.0% Red > 50.0%

Notes

Safety System Unavailability, High Pressure Injection System (HPCI)	3Q/00	4Q/00	1Q/01	2Q/01	3Q/01	4Q/01	1Q/02	2Q/02
Train 1								
Planned unavailable hours	5.17	23.47	0	0	15.32	0	1.53	12.15
Unplanned unavailable hours	0	0	0	292.23	0	0	25.65	0
Fault exposure hours	0	0	1664.64	9.42	0	0	0	0
Effective Reset hours	0	0	0	0	0	0	0	0
Required hours	2058.50	2007.20	1824.90	1345.50	2082.70	2209.00	2160.00	2112.72
Train 2								
Planned unavailable hours	0	15.20	0	0	31.28	0	0	2.87
Unplanned unavailable hours	0	0	0	0	0	0	0	0
Fault exposure hours	0	0	0	0	0	0	0	0
Effective Reset hours	0	0	0	0	0	0	0	0
Required hours	2058.50	2007.20	1824.90	1345.50	2082.70	2209.00	2160.00	2112.72
Indicator value	0.8%	0.8%	4.6%	5.3%	5.4%	5.4%	5.3%	5.0%

Licensee Comments: none

Safety System Unavailability, Heat Removal System

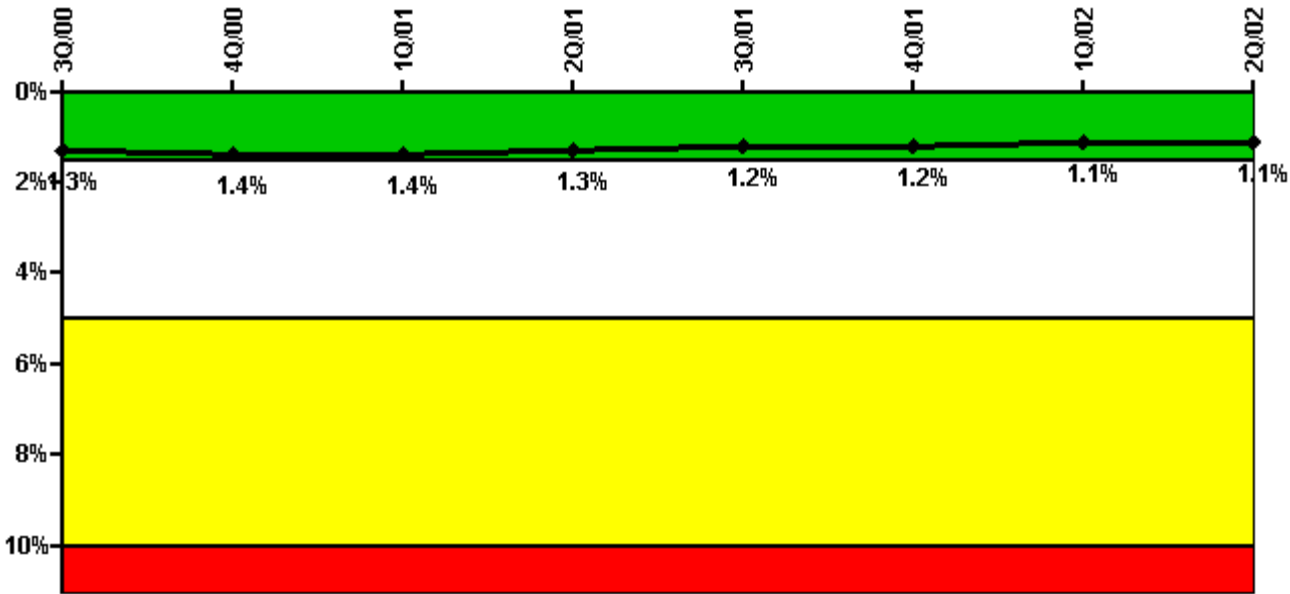
Thresholds under development / review

Notes

Safety System Unavailability, Heat Removal System	3Q/00	4Q/00	1Q/01	2Q/01	3Q/01	4Q/01	1Q/02	2Q/02
Train 1								
Planned unavailable hours								
Unplanned unavailable hours								
Fault exposure hours								
Effective Reset hours	0	0	0	0	0	0	0	0
Required hours								
Train 2								
Planned unavailable hours								
Unplanned unavailable hours								
Fault exposure hours								
Effective Reset hours	0	0	0	0	0	0	0	0
Required hours								
Indicator value								

Licensee Comments: none

Safety System Unavailability, Residual Heat Removal System



Thresholds: White > 1.5% Yellow > 5.0% Red > 10.0%

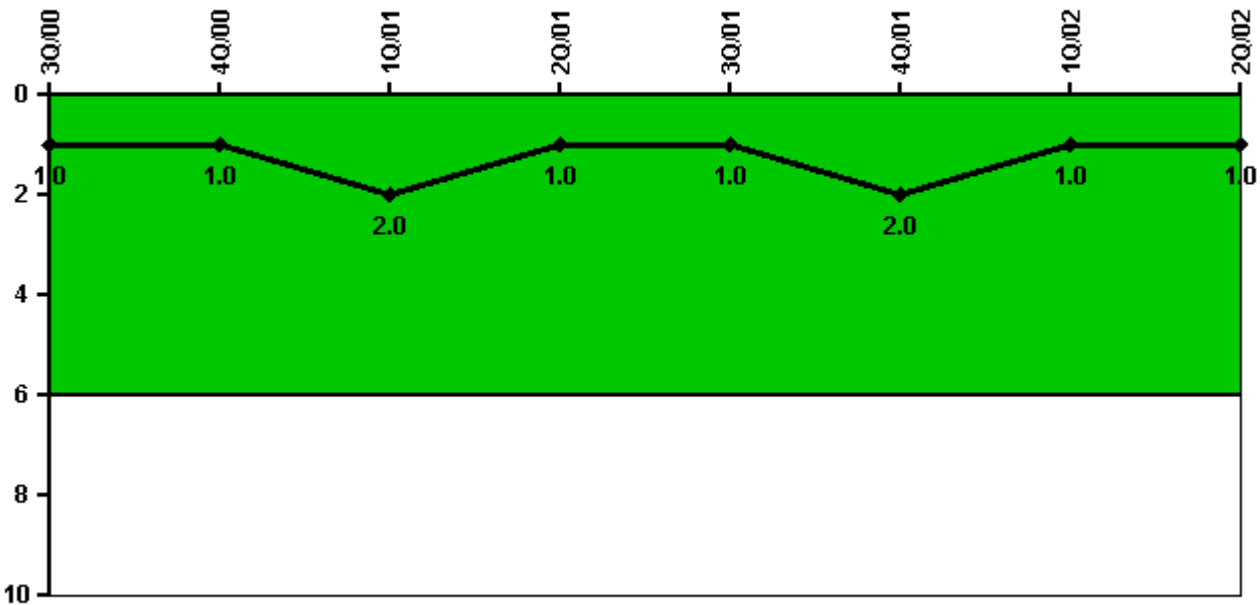
Notes

Safety System Unavailability, Residual Heat Removal System	3Q/00	4Q/00	1Q/01	2Q/01	3Q/01	4Q/01	1Q/02	2Q/02
Train 1								
Planned unavailable hours	29.62	22.05	0	12.38	1.82	27.12	14.73	33.60
Unplanned unavailable hours	0	0	0	0	0	0	0	0
Fault exposure hours	0	0	0	0	0	0	0	0
Effective Reset hours	0	0	0	0	0	0	0	0
Required hours	2208.00	2209.00	2160.00	2183.00	2208.00	2209.00	2160.00	2183.00
Train 2								
Planned unavailable hours	13.31	7.33	11.75	12.79	2.75	1.67	2.87	2.02
Unplanned unavailable hours	0	208.83	0	0	0	0	0	0
Fault exposure hours	0	132.31	0	0	0	0	0	0
Effective Reset hours	0	0	0	0	0	0	0	0
Required hours	2208.00	2209.00	2160.00	2183.00	2208.00	2209.00	2160.00	2183.00
Train 3								
Planned unavailable hours	8.53	5.92	105.48	5.43	15.38	4.18	3.67	3.73
Unplanned unavailable hours	0	0	0	0	0	0	0	0
Fault exposure hours	0	0	0	0	0	0	0	0
Effective Reset hours	0	0	0	0	0	0	0	0
Required hours	2208.00	2209.00	2160.00	2183.00	2208.00	2209.00	2160.00	2183.00
Train 4								
Planned unavailable hours	12.63	11.82	3.50	19.30	22.31	75.33	27.80	3.38
Unplanned unavailable hours	15.07	0	0	0	0	0	0	0
Fault exposure hours	558.07	0	0	0	0	0	0	0
Effective Reset hours	0	0	0	0	0	0	0	0
Required hours	2208.00	2209.00	2160.00	2183.00	2208.00	2209.00	2160.00	2183.00

Train 5								
Planned unavailable hours	0	0	0	34.03	0	0	17.02	0
Unplanned unavailable hours	0	0	0	0	0	0	0	13.37
Fault exposure hours	0	0	0	0	0	0	0	0
Effective Reset hours	0	0	0	0	0	0	0	0
Required hours	2208.00	2209.00	2160.00	2183.00	2208.00	2209.00	2160.00	2183.00
Train 6								
Planned unavailable hours	0	0	0	34.03	0	0	1.33	9.33
Unplanned unavailable hours	0	0	0	0	0	0	0	0
Fault exposure hours	0	0	0	0	0	0	0	0
Effective Reset hours	0	0	0	0	0	0	0	0
Required hours	2208.00	2209.00	2160.00	2183.00	2208.00	2209.00	2160.00	2183.00
Train 7								
Planned unavailable hours	5.17	0	0	33.88	0	0	13.12	0
Unplanned unavailable hours	0	0	10.58	0	0	0	0	0
Fault exposure hours	0	0	0	0	0	0	0	0
Effective Reset hours	0	0	0	0	0	0	0	0
Required hours	2208.00	2209.00	2160.00	2183.00	2208.00	2209.00	2160.00	2183.00
Indicator value	1.3%	1.4%	1.4%	1.3%	1.2%	1.2%	1.1%	1.1%

Licensee Comments: none

Safety System Functional Failures (BWR)



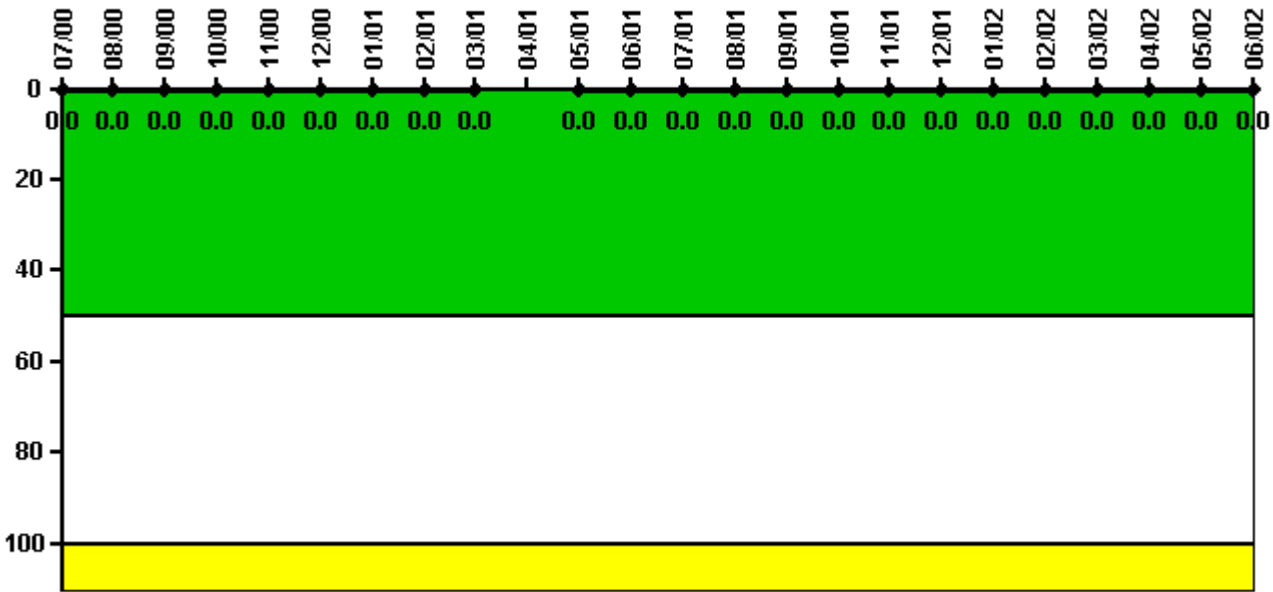
Thresholds: White > 6.0

Notes

Safety System Functional Failures (BWR)	3Q/00	4Q/00	1Q/01	2Q/01	3Q/01	4Q/01	1Q/02	2Q/02
Safety System Functional Failures	0	0	1	0	0	1	0	0
Indicator value	1	1	2	1	1	2	1	1

Licensee Comments: none

Reactor Coolant System Activity



Thresholds: White > 50.0 Yellow > 100.0

Notes


Reactor Coolant System Activity	7/00	8/00	9/00	10/00	11/00	12/00	1/01	2/01	3/01	4/01	5/01	6/01
Maximum activity	0.000556	0.000619	0.000772	0.001480	0.001130	0.000663	0.000515	0.000420	0.000450	N/A	0.000288	0.000455
Technical specification limit	9.5	9.5	9.5	9.5	9.5	9.5	9.5	9.5	9.5	9.5	9.5	9.5
Indicator value	0	0	0	0	0	0	0	0	0	N/A	0	0

Reactor Coolant System Activity	7/01	8/01	9/01	10/01	11/01	12/01	1/02	2/02	3/02	4/02	5/02	6/02
Maximum activity	0.000407	0.000459	0.000471	0.000633	0.001010	0.000521	0.000355	0.000303	0.000230	0.000221	0.000571	0.000472
Technical specification limit	9.5	9.5	9.5	9.5	9.5	9.5	9.5	9.5	9.5	9.5	9.5	9.5

Indicator value	0	0	0	0	0	0	0	0	0	0	0	0
-----------------	---	---	---	---	---	---	---	---	---	---	---	---

Licensee Comments: none

Reactor Coolant System Leakage



Thresholds: White > 50.0 Yellow > 100.0

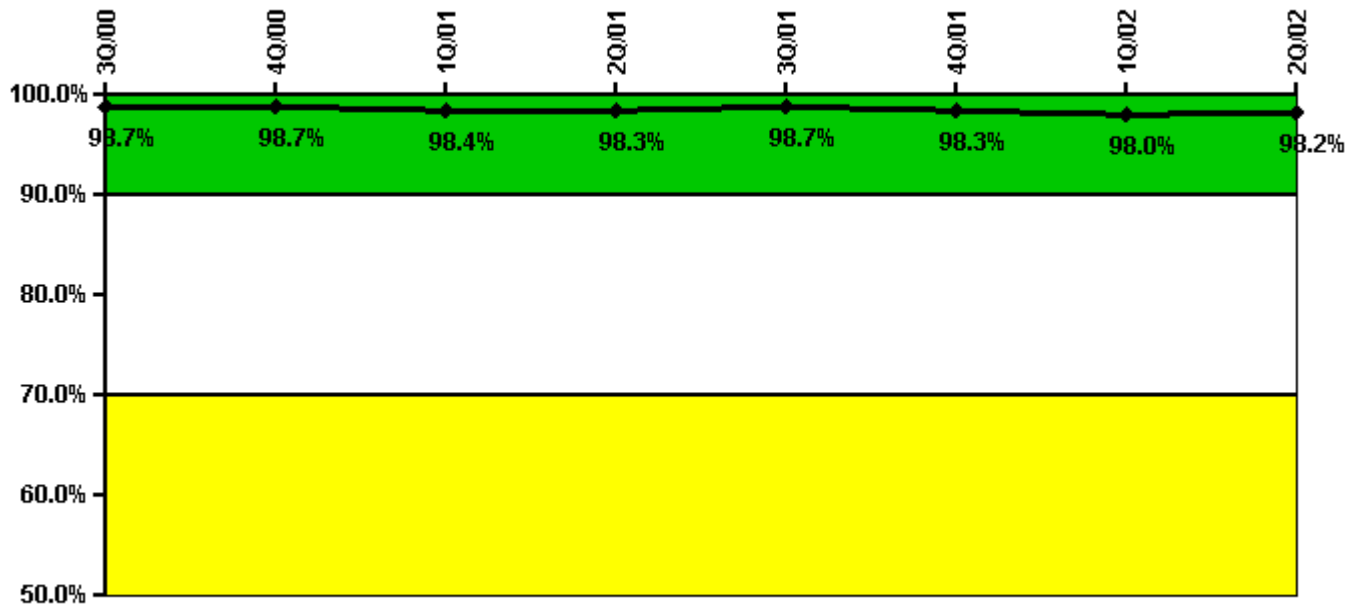
Notes

Reactor Coolant System Leakage	7/00	8/00	9/00	10/00	11/00	12/00	1/01	2/01	3/01	4/01	5/01	6/01
Maximum leakage	3.660	3.720	3.920	4.100	3.840	3.900	3.940	3.940	3.650	N/A	4.970	3.890
Technical specification limit	25.0	25.0	25.0	25.0	25.0	25.0	25.0	25.0	25.0	25.0	25.0	25.0
Indicator value	14.6	14.9	15.7	16.4	15.4	15.6	15.8	15.8	14.6	N/A	19.9	15.6

Reactor Coolant System Leakage	7/01	8/01	9/01	10/01	11/01	12/01	1/02	2/02	3/02	4/02	5/02	6/02
Maximum leakage	3.800	3.900	3.800	4.000	3.900	4.300	4.270	4.640	4.720	5.070	5.340	4.290
Technical specification limit	25.0	25.0	25.0	25.0	25.0	25.0	25.0	25.0	25.0	25.0	25.0	25.0
Indicator value	15.2	15.6	15.2	16.0	15.6	17.2	17.1	18.6	18.9	20.3	21.4	17.2

Licensee Comments: none

Drill/Exercise Performance



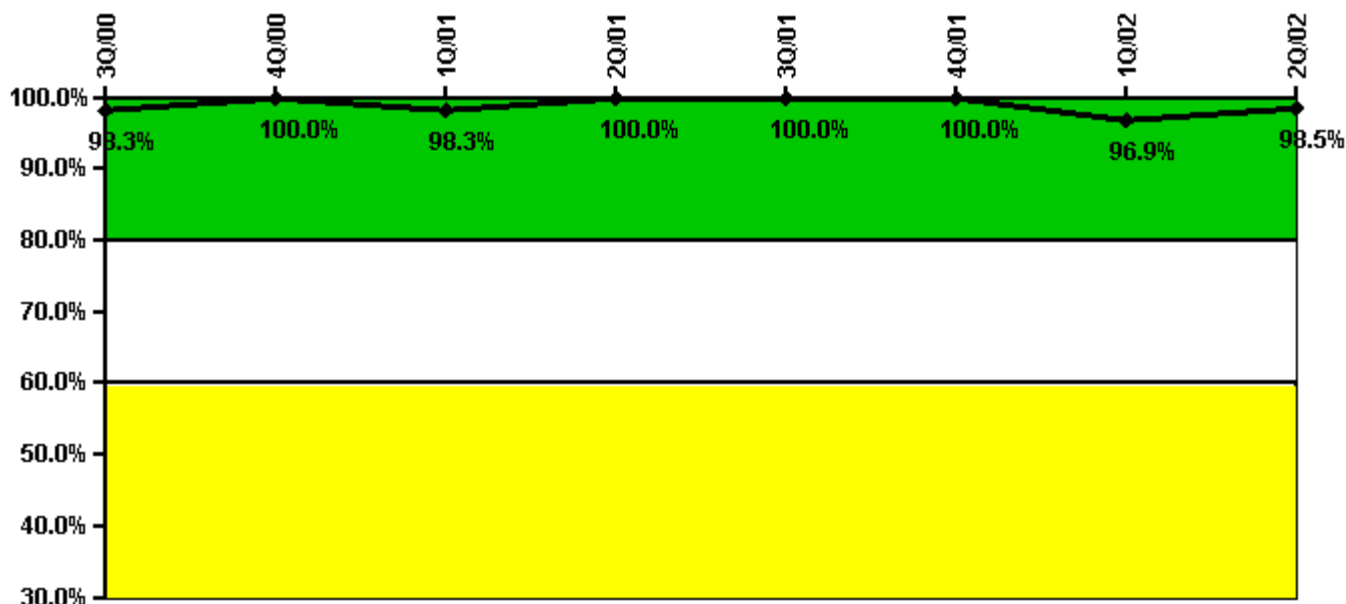
Thresholds: White < 90.0% Yellow < 70.0%

Notes

Drill/Exercise Performance	3Q/00	4Q/00	1Q/01	2Q/01	3Q/01	4Q/01	1Q/02	2Q/02
Successful opportunities	71.0	15.0	3.0	45.0	56.0	29.0	17.0	87.0
Total opportunities	72.0	15.0	4.0	46.0	56.0	30.0	18.0	88.0
Indicator value	98.7%	98.7%	98.4%	98.3%	98.7%	98.3%	98.0%	98.2%

Licensee Comments: none

ERO Drill Participation



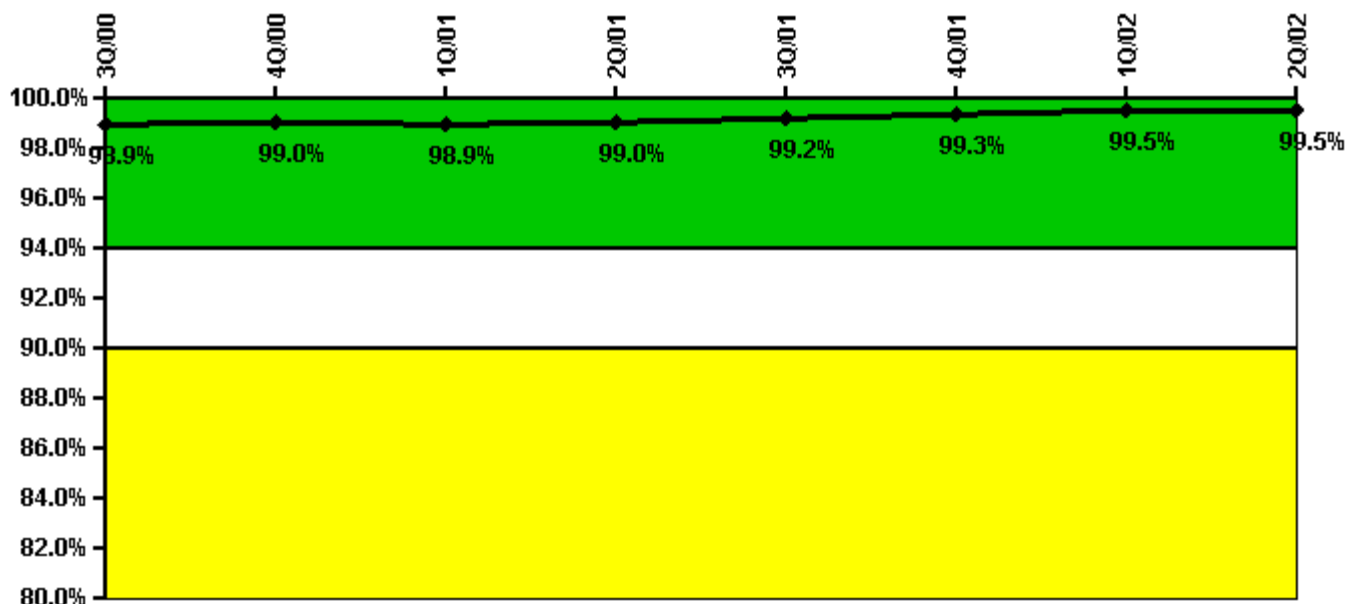
Thresholds: White < 80.0% Yellow < 60.0%

Notes

ERO Drill Participation	3Q/00	4Q/00	1Q/01	2Q/01	3Q/01	4Q/01	1Q/02	2Q/02
Participating Key personnel	57.0	60.0	57.0	58.0	60.0	62.0	63.0	66.0
Total Key personnel	58.0	60.0	58.0	58.0	60.0	62.0	65.0	67.0
Indicator value	98.3%	100.0%	98.3%	100.0%	100.0%	100.0%	96.9%	98.5%

Licensee Comments: none

Alert & Notification System



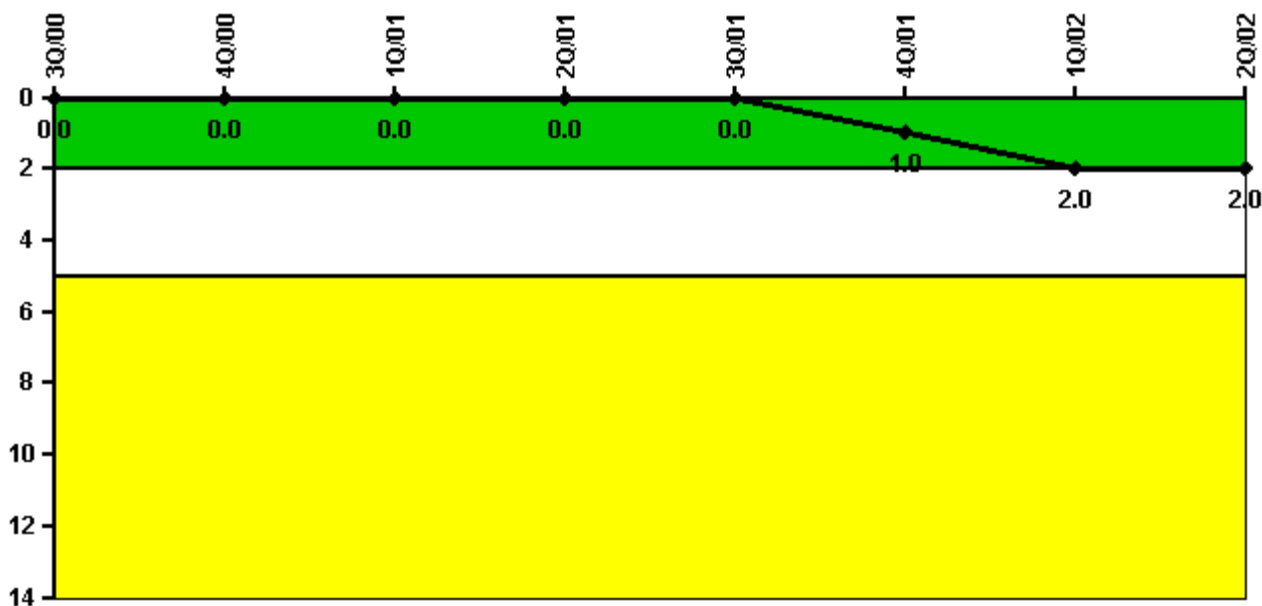
Thresholds: White < 94.0% Yellow < 90.0%

Notes

Alert & Notification System	3Q/00	4Q/00	1Q/01	2Q/01	3Q/01	4Q/01	1Q/02	2Q/02
Successful siren-tests	622	771	621	660	516	555	515	512
Total sirens-tests	629	777	629	666	518	555	518	518
Indicator value	98.9%	99.0%	98.9%	99.0%	99.2%	99.3%	99.5%	99.5%

Licensee Comments: none

Occupational Exposure Control Effectiveness



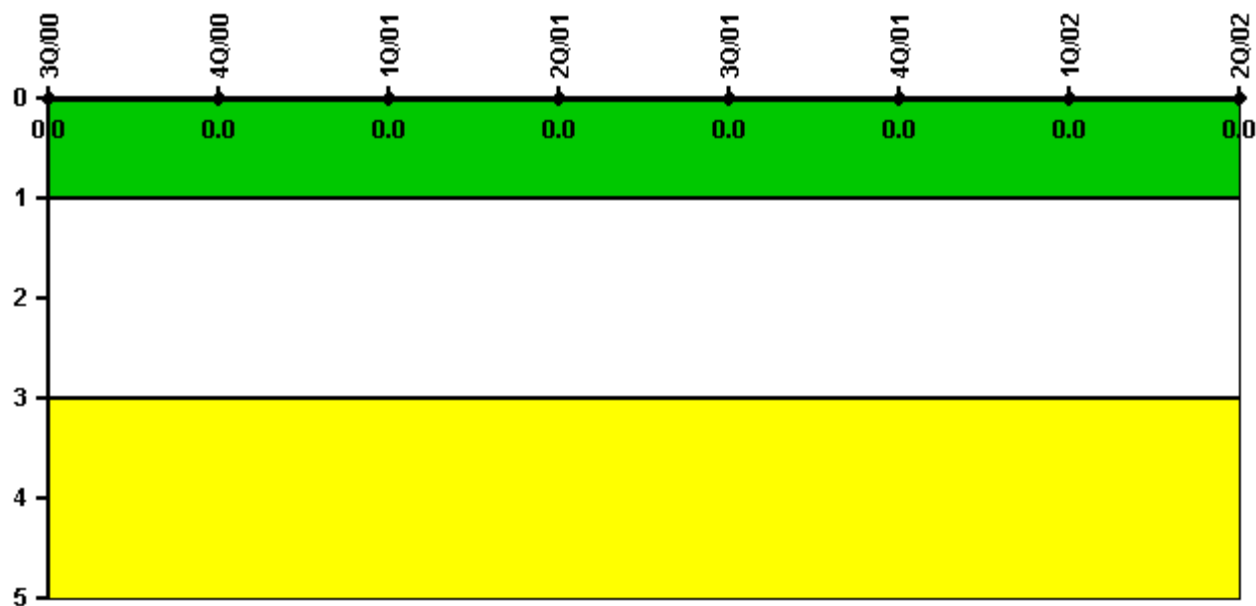
Thresholds: White > 2.0 Yellow > 5.0

Notes

Occupational Exposure Control Effectiveness	3Q/00	4Q/00	1Q/01	2Q/01	3Q/01	4Q/01	1Q/02	2Q/02
High radiation area occurrences	0	0	0	0	0	1	0	0
Very high radiation area occurrences	0	0	0	0	0	0	0	0
Unintended exposure occurrences	0	0	0	0	0	0	1	0
Indicator value	0	0	0	0	0	1	2	2

Licensee Comments: none

RETS/ODCM Radiological Effluent



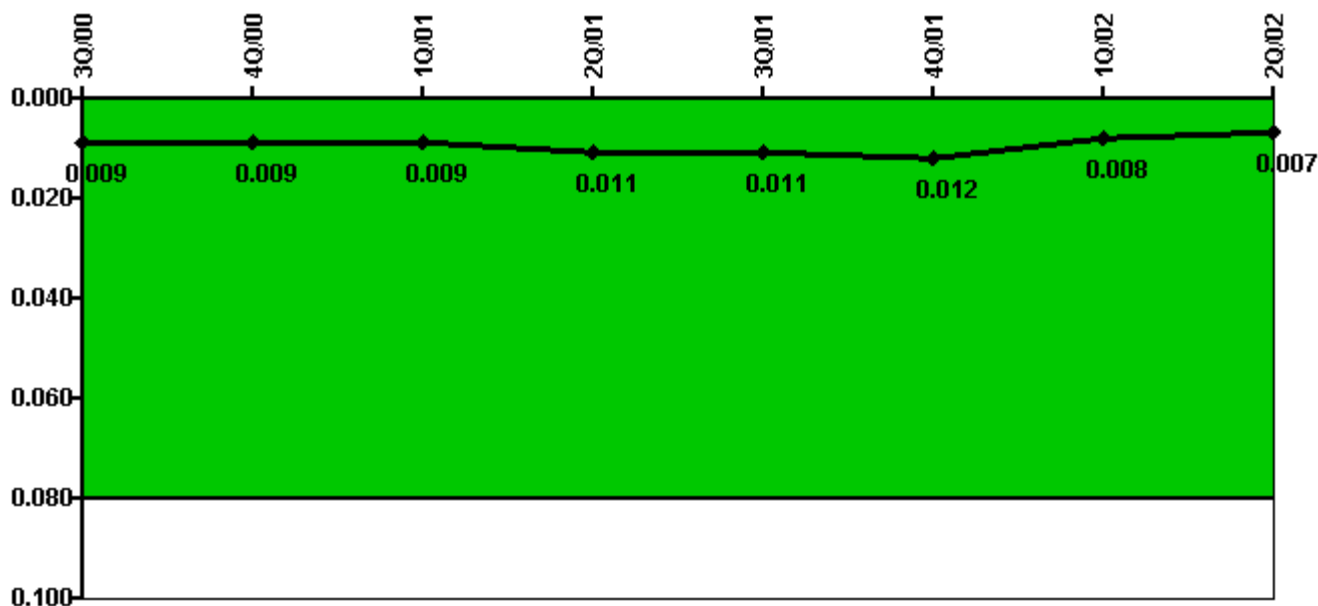
Thresholds: White > 1.0 Yellow > 3.0

Notes

RETS/ODCM Radiological Effluent	3Q/00	4Q/00	1Q/01	2Q/01	3Q/01	4Q/01	1Q/02	2Q/02
RETS/ODCM occurrences	0	0	0	0	0	0	0	0
Indicator value	0	0	0	0	0	0	0	0

Licensee Comments: none

Protected Area Security Performance Index



Thresholds: White > 0.080

Notes

Protected Area Security Performance Index	3Q/00	4Q/00	1Q/01	2Q/01	3Q/01	4Q/01	1Q/02	2Q/02
IDS compensatory hours	1.30	22.20	149.50	133.20	12.40	50.20	43.40	96.30
CCTV compensatory hours	2.4	0	0	8.1	0	0.5	0	0
IDS normalization factor	1.70	1.70	1.70	1.70	1.70	1.70	1.70	1.70
CCTV normalization factor	1.3	1.3	1.3	1.3	1.3	1.3	1.3	1.3
Index Value	0.009	0.009	0.009	0.011	0.011	0.012	0.008	0.007

Licensee Comments: none

Personnel Screening Program



Thresholds: White > 2.0 Yellow > 5.0

Notes

Personnel Screening Program	3Q/00	4Q/00	1Q/01	2Q/01	3Q/01	4Q/01	1Q/02	2Q/02
Program failures	0	0	0	0	0	0	0	0
Indicator value	0	0	0	0	0	0	0	0

Licensee Comments: none

FFD/Personnel Reliability



Thresholds: White > 2.0 Yellow > 5.0

Notes

FFD/Personnel Reliability	3Q/00	4Q/00	1Q/01	2Q/01	3Q/01	4Q/01	1Q/02	2Q/02
Program Failures	0	0	0	0	0	0	0	0
Indicator value	0	0	0	0	0	0	0	0

Licensee Comments: none

▲ [PI Summary](#) | [Inspection Findings Summary](#) | [Reactor Oversight Process](#)

Last Modified: July 31, 2002