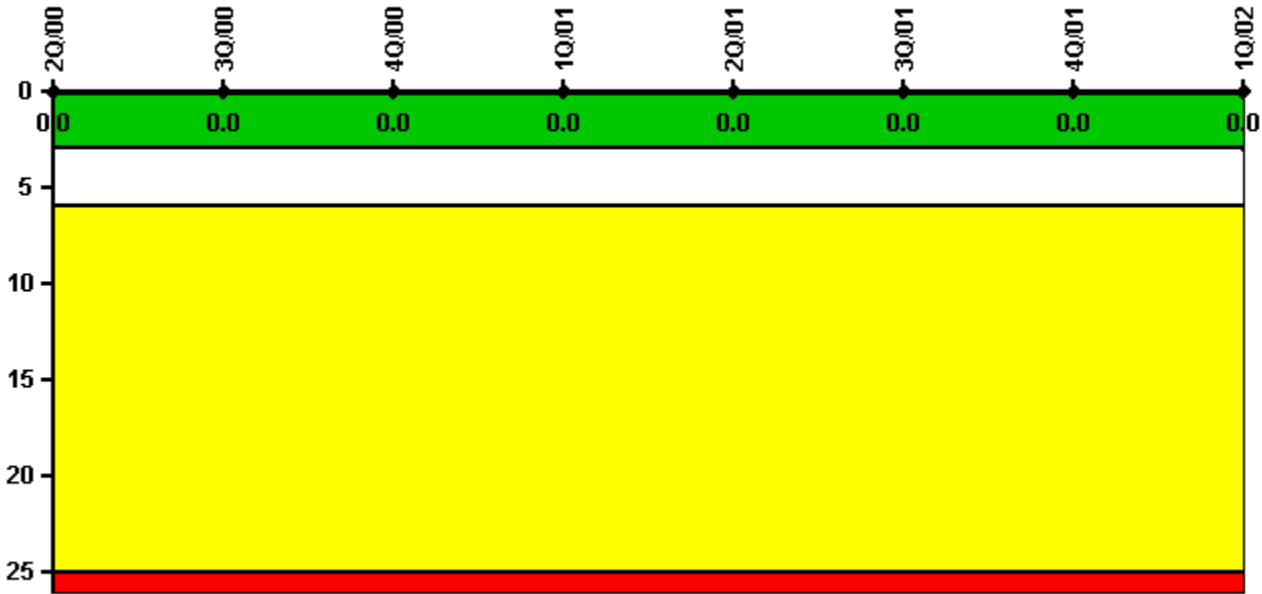


Davis-Besse

1Q/2002 Performance Indicators

Licensee's General Comments: none

Unplanned Scrams per 7000 Critical Hrs



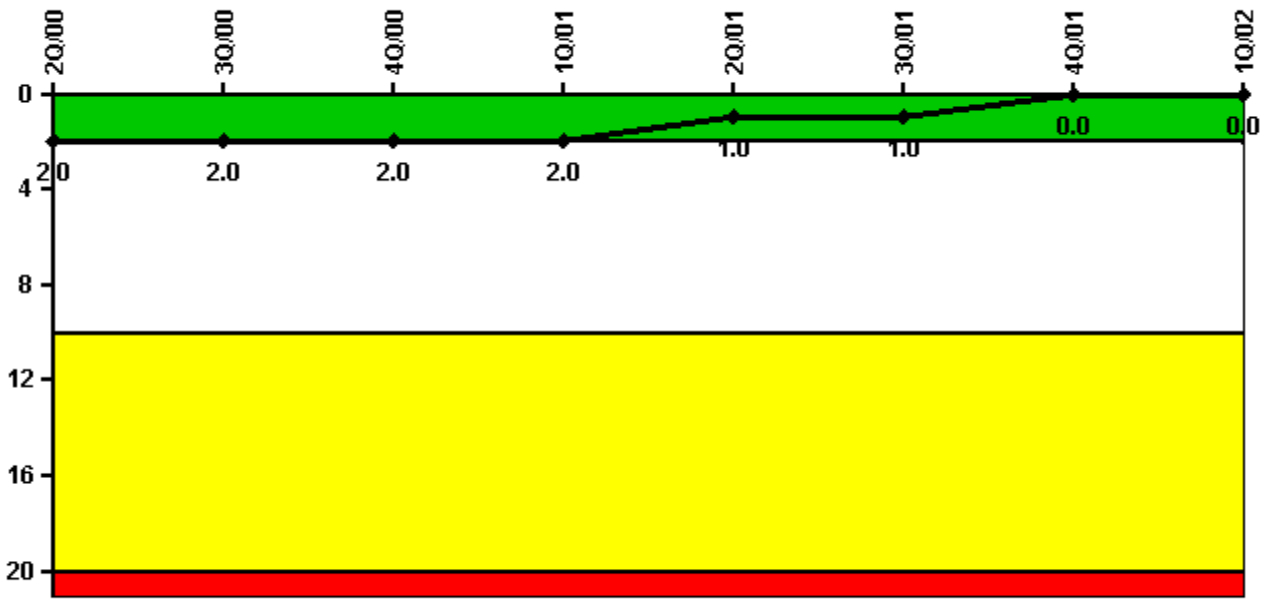
Thresholds: White > 3.0 Yellow > 6.0 Red > 25.0

Notes

Unplanned Scrams per 7000 Critical Hrs	2Q/00	3Q/00	4Q/00	1Q/01	2Q/01	3Q/01	4Q/01	1Q/02
Unplanned scrams	0	0	0	0	0	0	0	0
Critical hours	1067.6	2208.0	2209.0	2160.0	2183.0	2208.0	2209.0	1107.6
Indicator value	0	0	0	0	0	0	0	0

Licensee Comments: none

Scrams with Loss of Normal Heat Removal



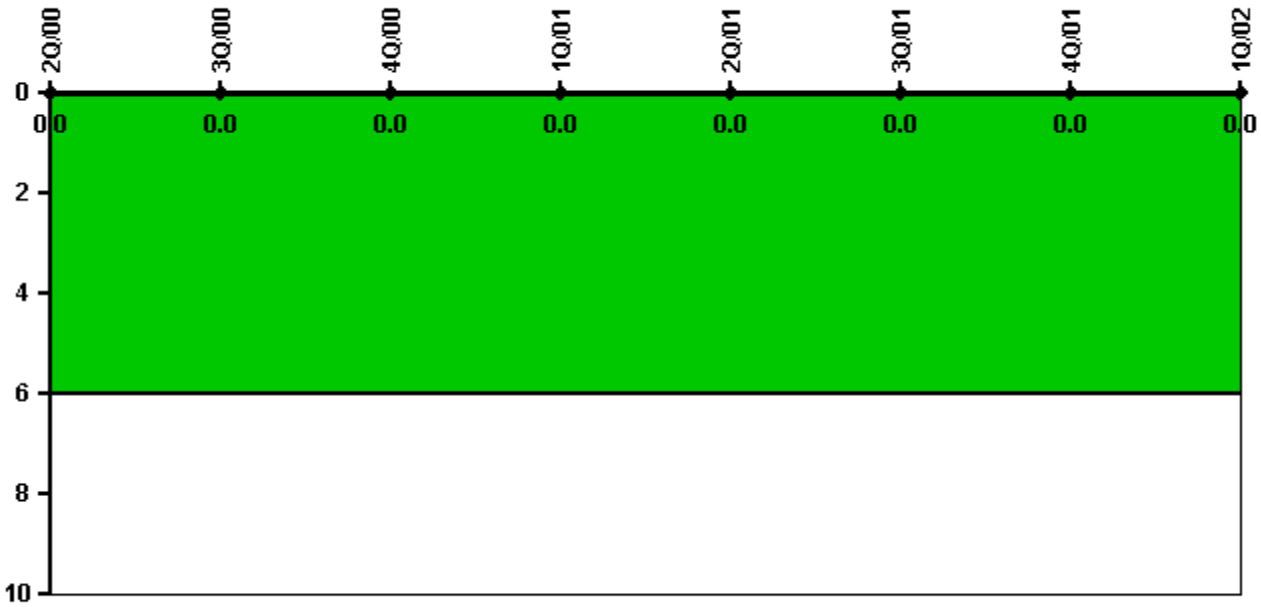
Thresholds: White > 2.0 Yellow > 10.0 Red > 20.0

Notes

Scrams with Loss of Normal Heat Removal	2Q/00	3Q/00	4Q/00	1Q/01	2Q/01	3Q/01	4Q/01	1Q/02
Scrams	0	0	0	0	0	0	0	0
Indicator value	2.0	2.0	2.0	2.0	1.0	1.0	0	0

Licensee Comments: none

Unplanned Power Changes per 7000 Critical Hrs



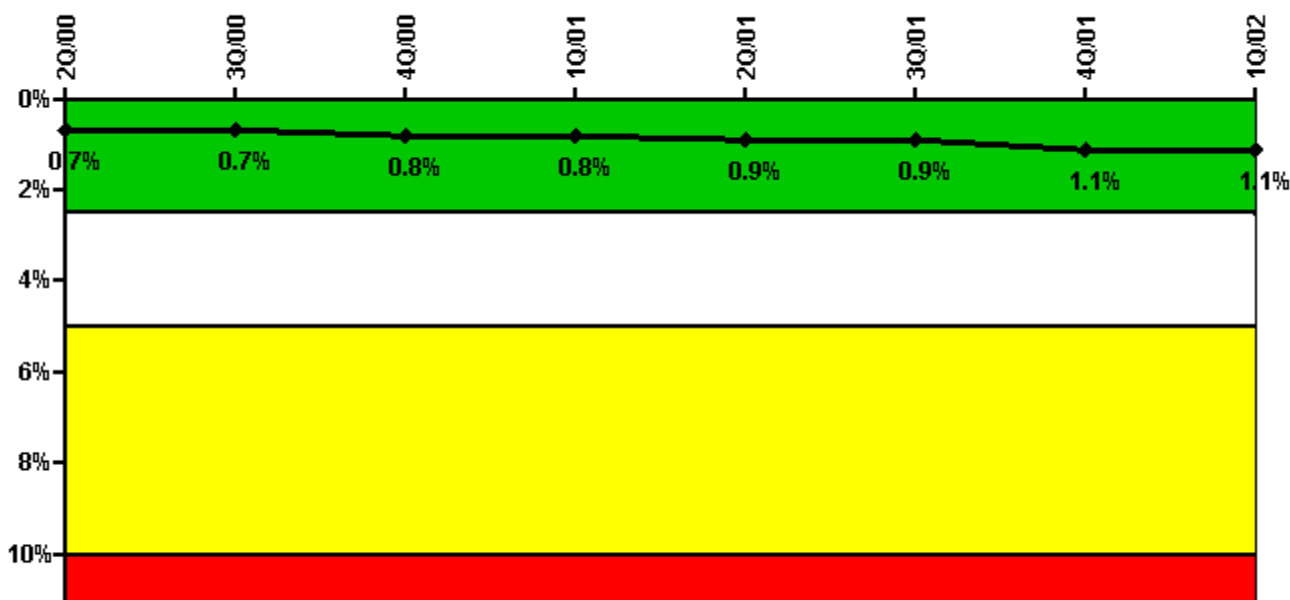
Thresholds: White > 6.0

Notes

Unplanned Power Changes per 7000 Critical Hrs	2Q/00	3Q/00	4Q/00	1Q/01	2Q/01	3Q/01	4Q/01	1Q/02
Unplanned power changes	0	0	0	0	0	0	0	0
Critical hours	1067.6	2208.0	2209.0	2160.0	2183.0	2208.0	2209.0	1107.6
Indicator value	0	0	0	0	0	0	0	0

Licensee Comments: none

Safety System Unavailability, Emergency AC Power



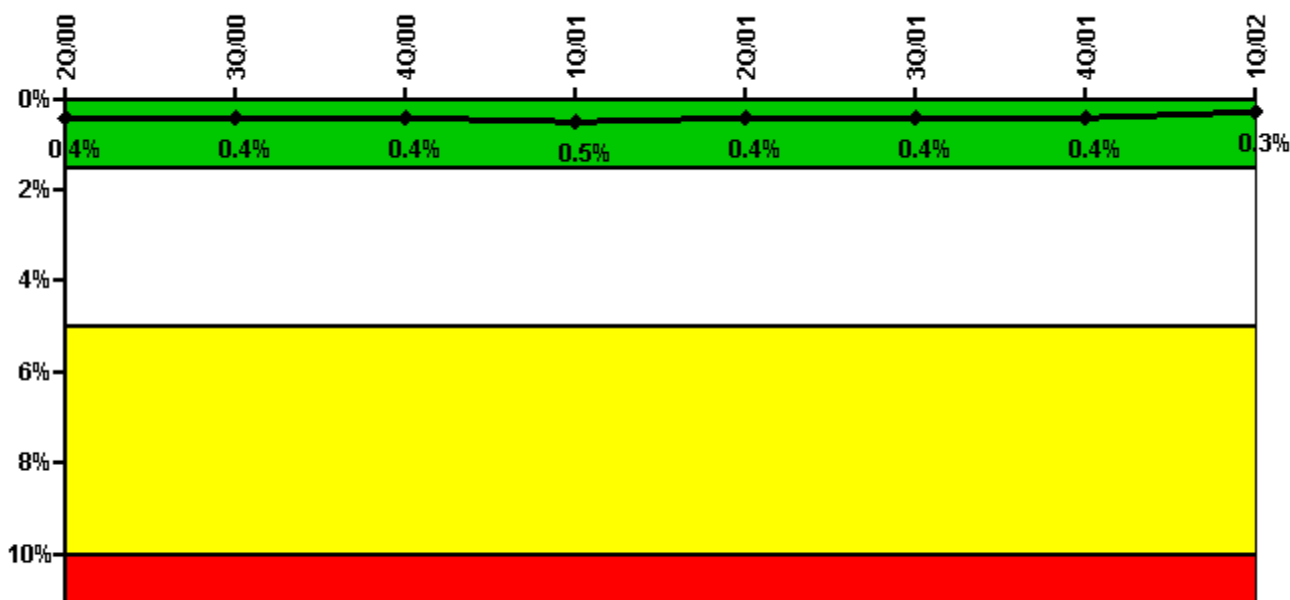
Thresholds: White > 2.5% Yellow > 5.0% Red > 10.0%

Notes

Safety System Unavailability, Emergency AC Power	2Q/00	3Q/00	4Q/00	1Q/01	2Q/01	3Q/01	4Q/01	1Q/02
Train 1								
Planned unavailable hours	2.95	17.65	4.75	8.30	6.80	48.80	6.20	5.40
Unplanned unavailable hours	0	0	0	0	15.75	0.40	0	0
Fault exposure hours	0	0	0	0	1.13	3.10	0	0
Effective Reset hours	0	0	0	0	0	0	0	0
Required hours	1490.20	2208.00	2209.00	2160.00	2183.00	2208.00	2209.00	1698.40
Train 2								
Planned unavailable hours	2.85	6.62	58.50	4.70	30.56	9.90	106.90	3.60
Unplanned unavailable hours	0	0	0	0	1.28	0	0	0
Fault exposure hours	0	0	0	0	0.30	0	0	0
Effective Reset hours	0	0	0	0	0	0	0	0
Required hours	1591.70	2208.00	2209.00	2160.00	2183.00	2208.00	2209.00	1600.30
Indicator value	0.7%	0.7%	0.8%	0.8%	0.9%	0.9%	1.1%	1.1%

Licensee Comments: none

Safety System Unavailability, High Pressure Injection System (HPSI)



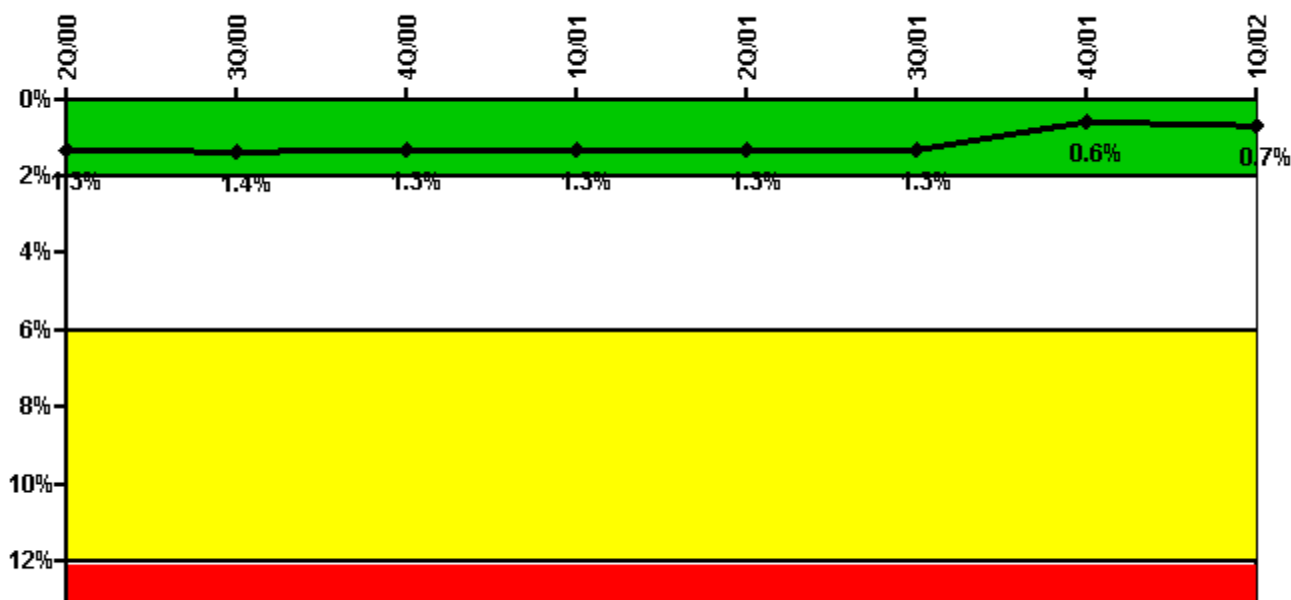
Thresholds: White > 1.5% Yellow > 5.0% Red > 10.0%

Notes

Safety System Unavailability, High Pressure Injection System (HPSI)	2Q/00	3Q/00	4Q/00	1Q/01	2Q/01	3Q/01	4Q/01	1Q/02
Train 1								
Planned unavailable hours	7.13	0	0	14.00	0	0.50	2.30	21.50
Unplanned unavailable hours	0	0	0	0	0	0	3.50	0
Fault exposure hours	0	0	0	0	0	0	0	0
Effective Reset hours	0	0	0	0	0	0	0	0
Required hours	1159.47	2208.00	2209.00	2160.00	2183.00	2208.00	2209.00	1550.10
Train 2								
Planned unavailable hours	12.05	5.45	0	14.30	0	9.30	0	0.40
Unplanned unavailable hours	0	0	0	0	0	0	0	0
Fault exposure hours	0	0	0	0	0	0	0	0
Effective Reset hours	0	0	0	0	0	0	0	0
Required hours	1159.47	2208.00	2209.00	2160.00	2183.00	2208.00	2209.00	1537.40
Indicator value	0.4%	0.4%	0.4%	0.5%	0.4%	0.4%	0.4%	0.3%

Licensee Comments: none

Safety System Unavailability, Heat Removal System (AFW)



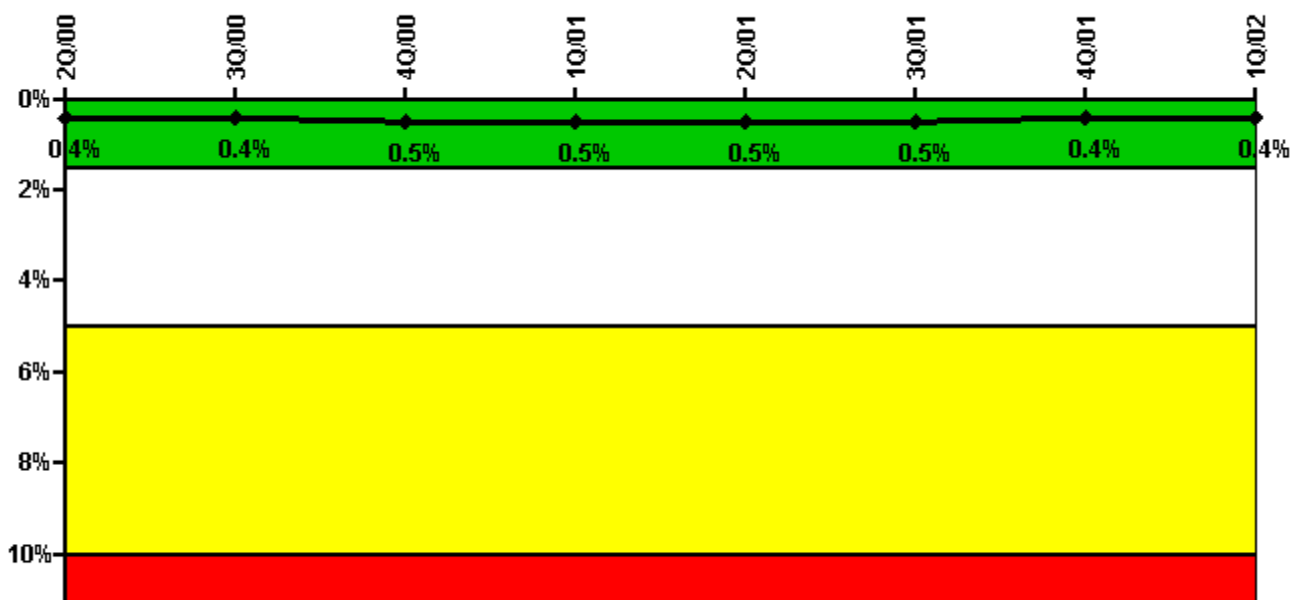
Thresholds: White > 2.0% Yellow > 6.0% Red > 12.0%

Notes

Safety System Unavailability, Heat Removal System (AFW)	2Q/00	3Q/00	4Q/00	1Q/01	2Q/01	3Q/01	4Q/01	1Q/02
Train 1								
Planned unavailable hours	10.60	1.00	5.01	1.10	29.25	0.90	9.20	3.30
Unplanned unavailable hours	0	0	0	0	5.63	0	4.00	0
Fault exposure hours	168.00	0	0	0	0	0	84.50	0
Effective Reset hours	0	0	0	0	0	0	0	0
Required hours	1159.58	2208.00	2209.00	2160.00	2183.00	2208.00	2209.00	1134.80
Train 2								
Planned unavailable hours	0	13.95	9.55	2.70	8.53	17.60	3.20	0.20
Unplanned unavailable hours	3.10	0.17	0	0	0	1.80	0	0
Fault exposure hours	0	0	0	0	0	0	0	0
Effective Reset hours	0	0	0	0	0	0	0	0
Required hours	1159.58	2208.00	2209.00	2160.00	2183.00	2208.00	2209.00	1134.80
Train 3								
Planned unavailable hours	1.50	0	0	0	9.05	0	0	2.30
Unplanned unavailable hours	0	0	0	0	0	0	0	0
Fault exposure hours	0	0	0	0	0	0	0	0
Effective Reset hours	0	0	0	0	0	0	0	0
Required hours	1159.58	2208.00	2209.00	2160.00	2183.00	2208.00	2209.00	1134.80
Indicator value	1.3%	1.4%	1.3%	1.3%	1.3%	1.3%	0.6%	0.7%

Licensee Comments: none

Safety System Unavailability, Residual Heat Removal System



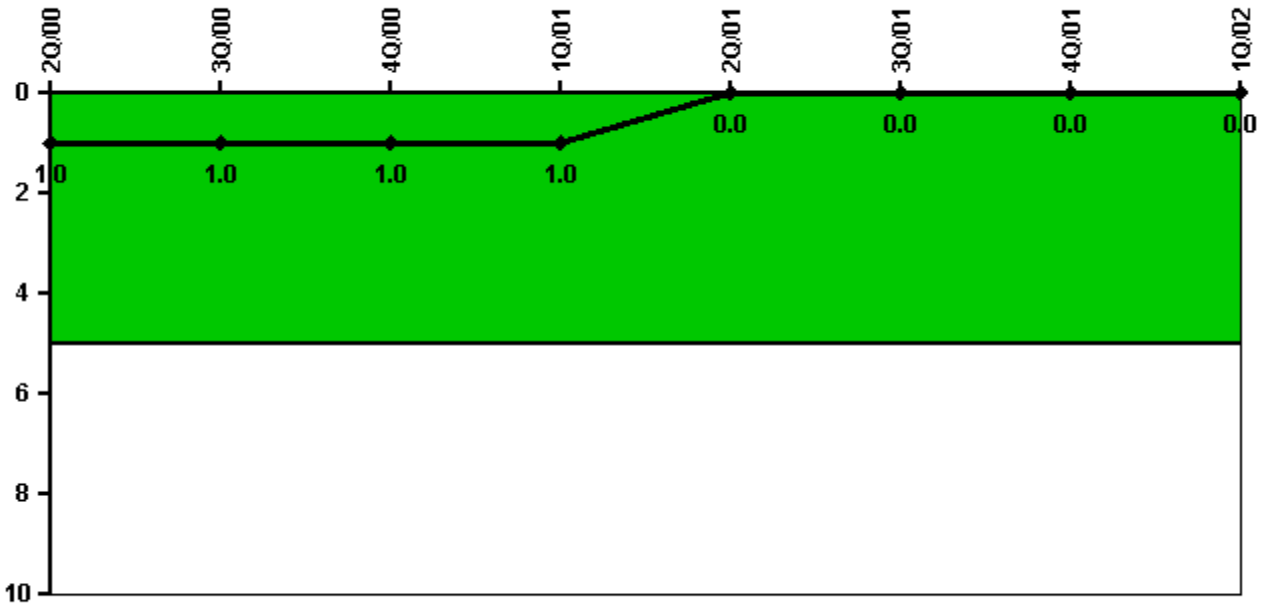
Thresholds: White > 1.5% Yellow > 5.0% Red > 10.0%

Notes

Safety System Unavailability, Residual Heat Removal System	2Q/00	3Q/00	4Q/00	1Q/01	2Q/01	3Q/01	4Q/01	1Q/02
Train 1								
Planned unavailable hours	2.67	4.92	10.90	1.20	0.78	24.50	1.30	1.00
Unplanned unavailable hours	0	0	0	0	0	0	0	0
Fault exposure hours	0	0	0	0	0	0	0	0
Effective Reset hours	0	0	0	0	0	0	0	0
Required hours	1892.50	2208.00	2209.00	2160.00	2183.00	2208.00	2209.00	1749.30
Train 2								
Planned unavailable hours	6.77	18.17	10.73	5.60	0.83	17.30	1.50	0
Unplanned unavailable hours	0	0	0	0	0	0	0	0
Fault exposure hours	0	0	0	0	0	0	0	0
Effective Reset hours	0	0	0	0	0	0	0	0
Required hours	1892.50	2208.00	2209.00	2160.00	2183.00	2208.00	2209.00	1710.50
Indicator value	0.4%	0.4%	0.5%	0.5%	0.5%	0.5%	0.4%	0.4%

Licensee Comments: none

Safety System Functional Failures (PWR)



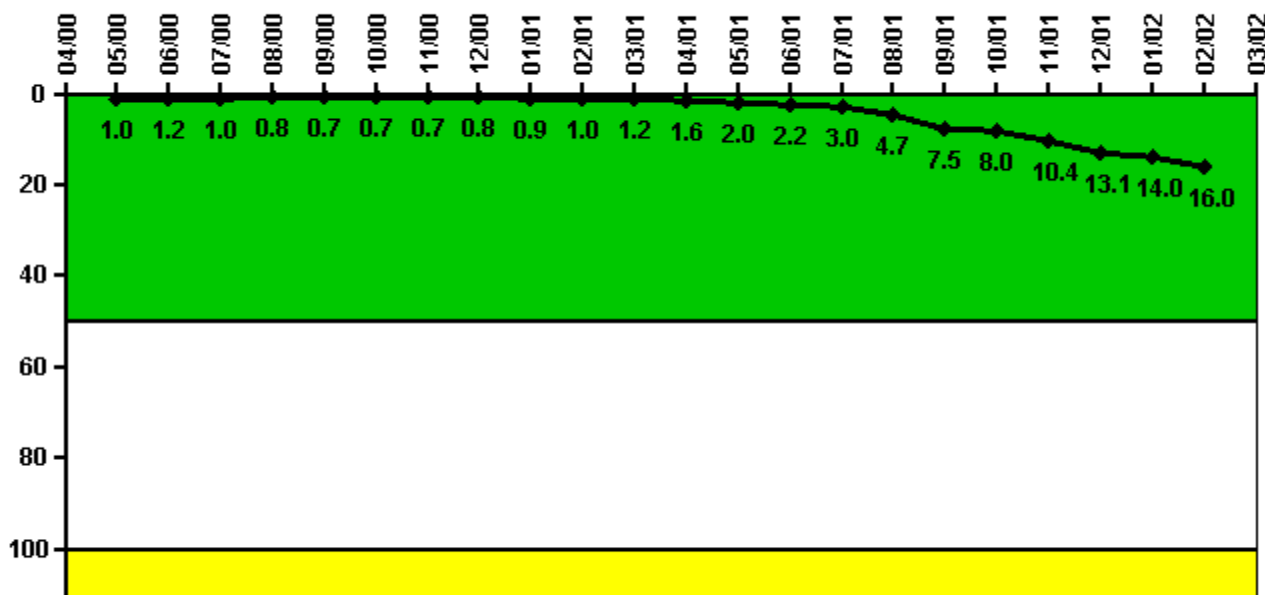
Thresholds: White > 5.0

Notes

Safety System Functional Failures (PWR)	2Q/00	3Q/00	4Q/00	1Q/01	2Q/01	3Q/01	4Q/01	1Q/02
Safety System Functional Failures	1	0	0	0	0	0	0	0
Indicator value	1	1	1	1	0	0	0	0

Licensee Comments: none

Reactor Coolant System Activity



Thresholds: White > 50.0 Yellow > 100.0

Notes


Reactor Coolant System Activity	4/00	5/00	6/00	7/00	8/00	9/00	10/00	11/00	12/00	1/01	2/01	3/01
Maximum activity	N/A	0.010100	0.011700	0.009930	0.008120	0.006870	0.006620	0.006780	0.008050	0.009100	0.009800	0.011500
Technical specification limit	1.0	1.0	1.0	1.0	1.0	1.0	1.0	1.0	1.0	1.0	1.0	1.0
Indicator value	N/A	1.0	1.2	1.0	0.8	0.7	0.7	0.7	0.8	0.9	1.0	1.2

Reactor Coolant System Activity	4/01	5/01	6/01	7/01	8/01	9/01	10/01	11/01	12/01	1/02	2/02	3/02
Maximum activity	0.015800	0.020400	0.021700	0.030000	0.046800	0.075200	0.079600	0.104000	0.131000	0.140000	0.160000	N/A
Technical specification limit	1.0	1.0	1.0	1.0	1.0	1.0	1.0	1.0	1.0	1.0	1.0	1.0
Indicator value	1.6	2.0	2.2	3.0	4.7	7.5	8.0	10.4	13.1	14.0	16.0	N/A

Licensee Comments:

3/02: No data for 3/2002 due to refueling outage.

Reactor Coolant System Leakage



Thresholds: White > 50.0 Yellow > 100.0

Notes

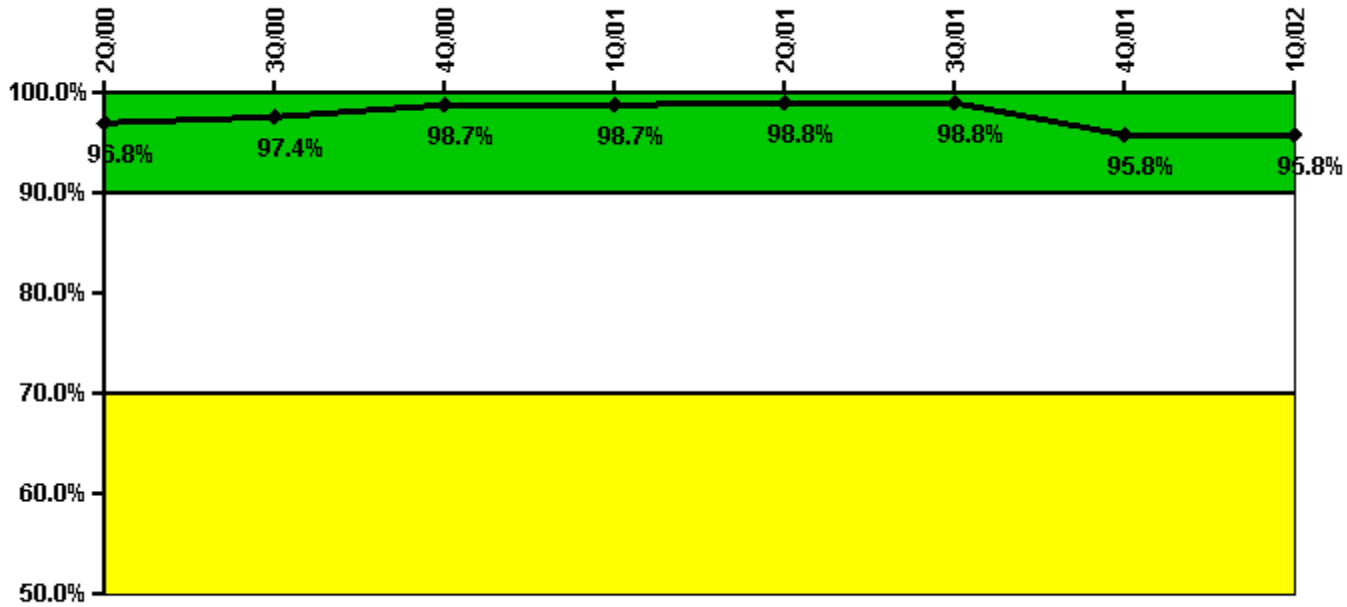
Reactor Coolant System Leakage	4/00	5/00	6/00	7/00	8/00	9/00	10/00	11/00	12/00	1/01	2/01	3/01
Maximum leakage	N/A	0.146	0.150	0.120	0.130	0.190	0.105	0.118	0.103	0.120	0.120	0.110
Technical specification limit	10.0	10.0	10.0	10.0	10.0	10.0	10.0	10.0	10.0	10.0	10.0	10.0
Indicator value	N/A	1.5	1.5	1.2	1.3	1.9	1.1	1.2	1.0	1.2	1.2	1.1

Reactor Coolant System Leakage	4/01	5/01	6/01	7/01	8/01	9/01	10/01	11/01	12/01	1/02	2/02	3/02
Maximum leakage	0.100	0.100	0.090	0.120	0.110	0.110	0.100	0.110	0.100	0.120	0.100	N/A
Technical specification limit	10.0	10.0	10.0	10.0	10.0	10.0	10.0	10.0	10.0	10.0	10.0	10.0
Indicator value	1.0	1.0	0.9	1.2	1.1	1.1	1.0	1.1	1.0	1.2	1.0	N/A

Licensee Comments:

3/02: No data for 3/2002 due to refueling outage.

Drill/Exercise Performance



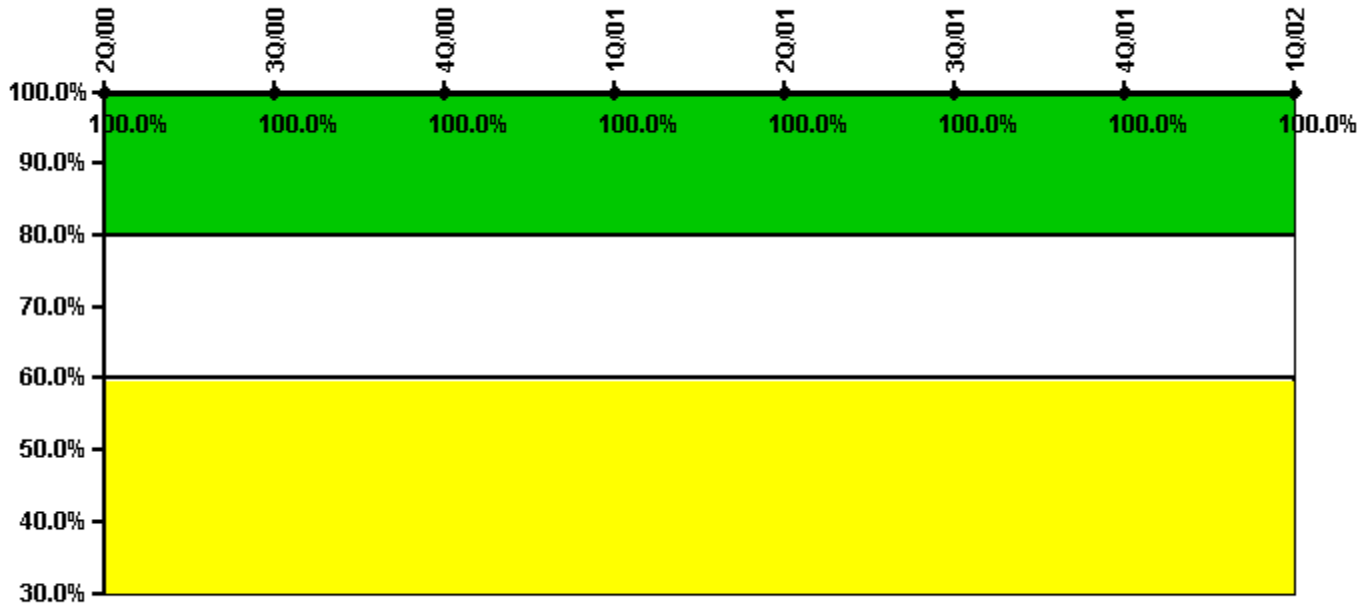
Thresholds: White < 90.0% Yellow < 70.0%

Notes

Drill/Exercise Performance	2Q/00	3Q/00	4Q/00	1Q/01	2Q/01	3Q/01	4Q/01	1Q/02
Successful opportunities	2.0	23.0	55.0	4.0	28.0	10.0	59.0	0
Total opportunities	2.0	23.0	56.0	4.0	28.0	10.0	66.0	0
Indicator value	96.8%	97.4%	98.7%	98.7%	98.8%	98.8%	95.8%	95.8%

Licensee Comments: none

ERO Drill Participation



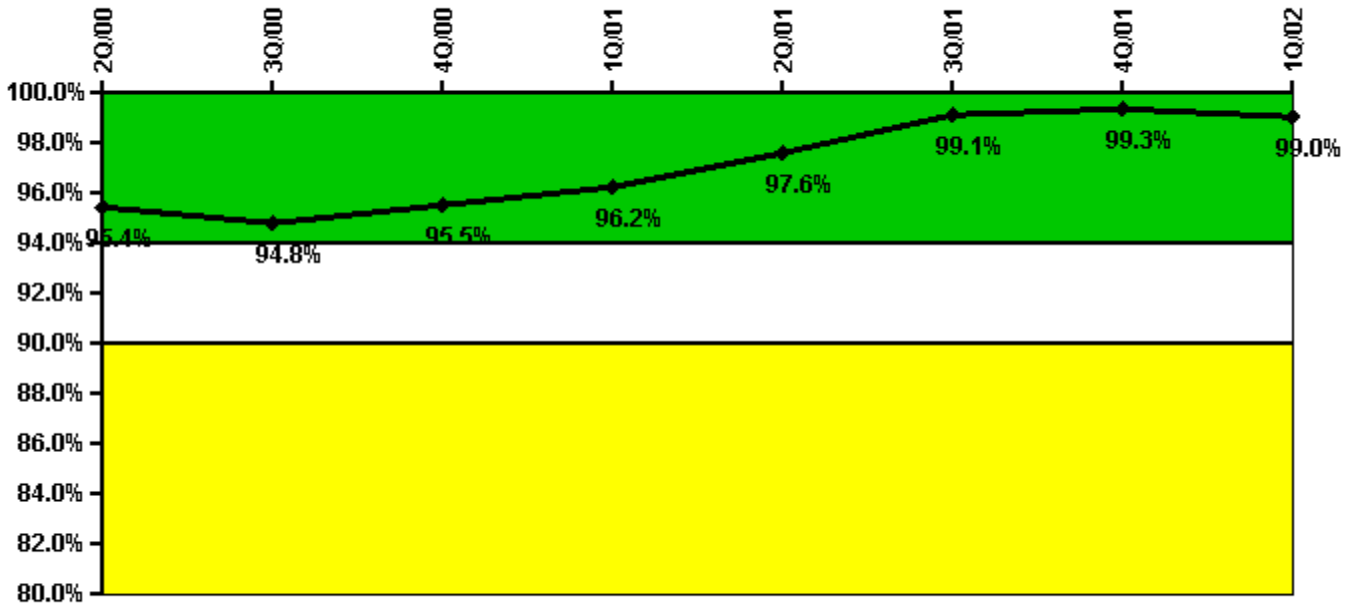
Thresholds: White < 80.0% Yellow < 60.0%

Notes

ERO Drill Participation	2Q/00	3Q/00	4Q/00	1Q/01	2Q/01	3Q/01	4Q/01	1Q/02
Participating Key personnel	69.0	70.0	67.0	69.0	70.0	70.0	70.0	72.0
Total Key personnel	69.0	70.0	67.0	69.0	70.0	70.0	70.0	72.0
Indicator value	100.0%	100.0%	100.0%	100.0%	100.0%	100.0%	100.0%	100.0%

Licensee Comments: none

Alert & Notification System



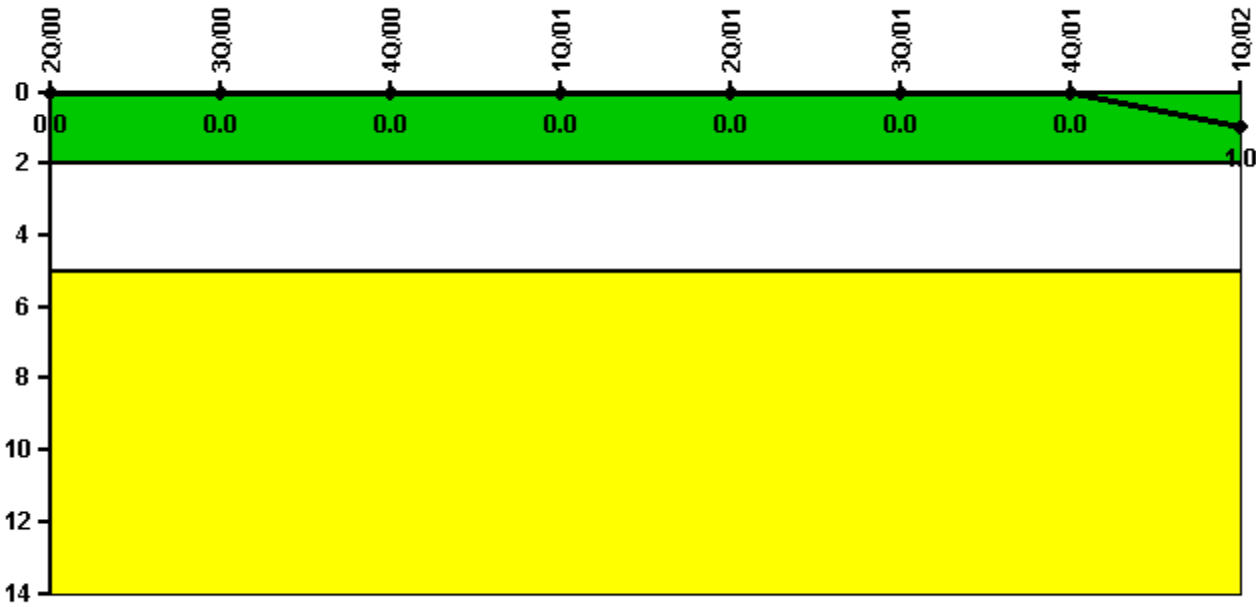
Thresholds: White < 94.0% Yellow < 90.0%

Notes

Alert & Notification System	2Q/00	3Q/00	4Q/00	1Q/01	2Q/01	3Q/01	4Q/01	1Q/02
Successful siren-tests	150	150	160	215	160	161	161	213
Total sirens-tests	162	162	162	216	162	162	162	216
Indicator value	95.4%	94.8%	95.5%	96.2%	97.6%	99.1%	99.3%	99.0%

Licensee Comments: none

Occupational Exposure Control Effectiveness



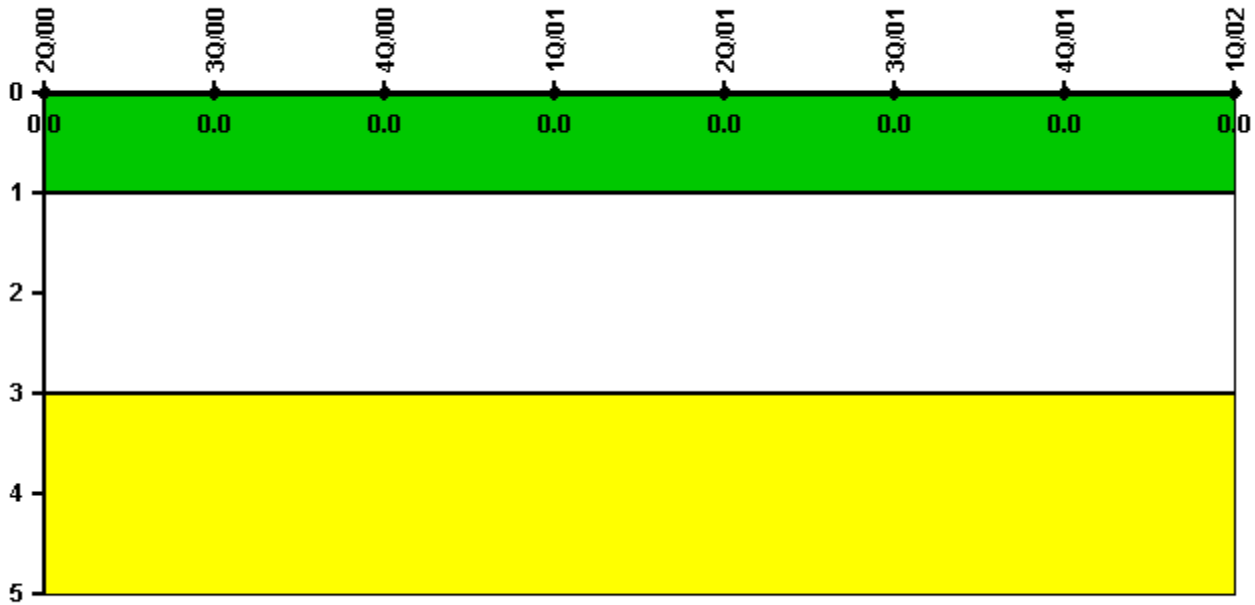
Thresholds: White > 2.0 Yellow > 5.0

Notes

Occupational Exposure Control Effectiveness	2Q/00	3Q/00	4Q/00	1Q/01	2Q/01	3Q/01	4Q/01	1Q/02
High radiation area occurrences	0	0	0	0	0	0	0	1
Very high radiation area occurrences	0	0	0	0	0	0	0	0
Unintended exposure occurrences	0	0	0	0	0	0	0	0
Indicator value	0	0	0	0	0	0	0	1

Licensee Comments: none

RETS/ODCM Radiological Effluent



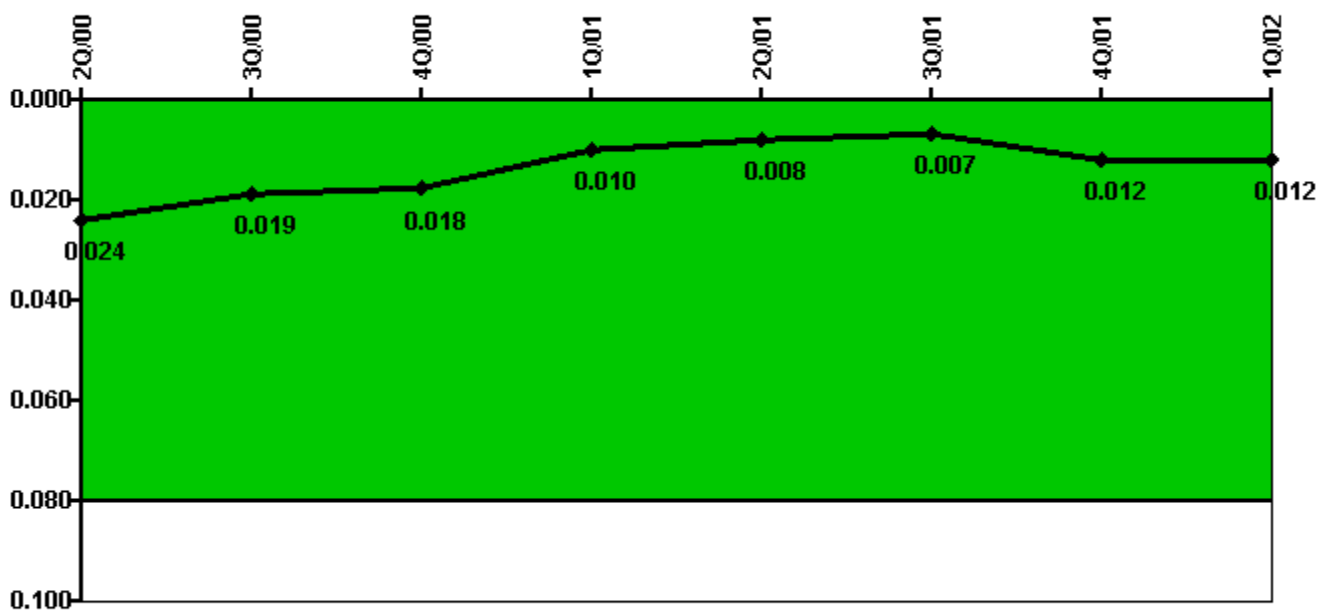
Thresholds: White > 1.0 Yellow > 3.0

Notes

RETS/ODCM Radiological Effluent	2Q/00	3Q/00	4Q/00	1Q/01	2Q/01	3Q/01	4Q/01	1Q/02
RETS/ODCM occurrences	0	0	0	0	0	0	0	0
Indicator value	0	0	0	0	0	0	0	0

Licensee Comments: none

Protected Area Security Performance Index



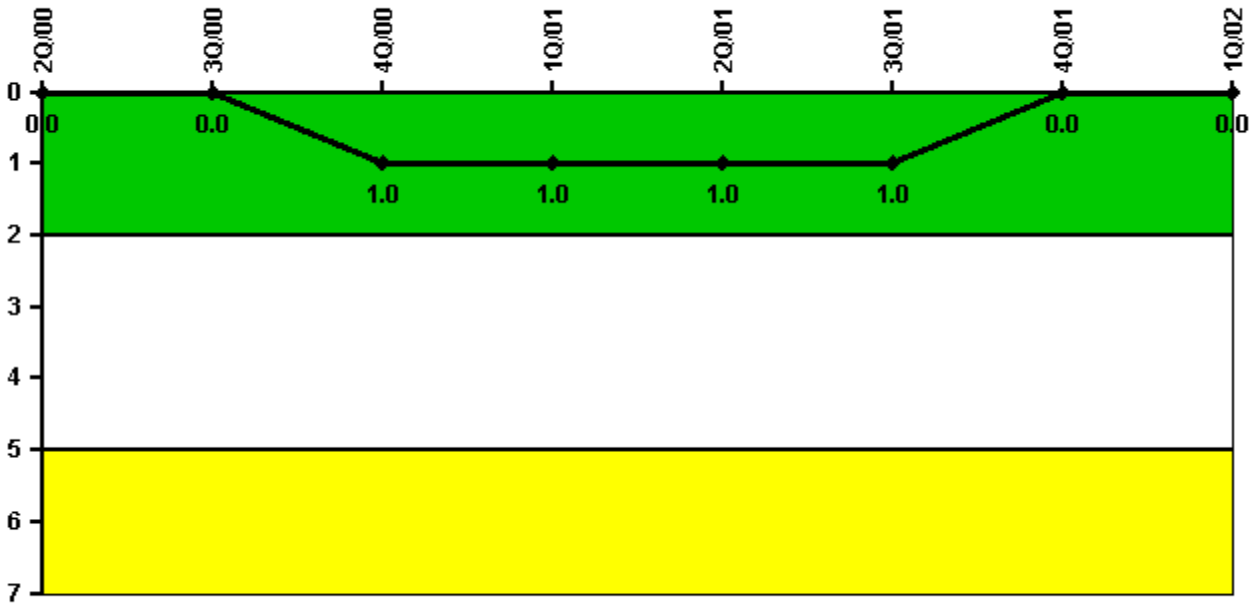
Thresholds: White > 0.080

Notes

Protected Area Security Performance Index	2Q/00	3Q/00	4Q/00	1Q/01	2Q/01	3Q/01	4Q/01	1Q/02
IDS compensatory hours	61.00	61.60	27.00	20.60	34.10	41.40	99.20	37.30
CCTV compensatory hours	4.8	0	0	2.3	0	0	7.0	0
IDS normalization factor	1.00	1.00	1.00	1.00	1.00	1.00	1.00	1.00
CCTV normalization factor	1.0	1.0	1.0	1.0	1.0	1.0	1.0	1.0
Index Value	0.024	0.019	0.018	0.010	0.008	0.007	0.012	0.012

Licensee Comments: none

Personnel Screening Program



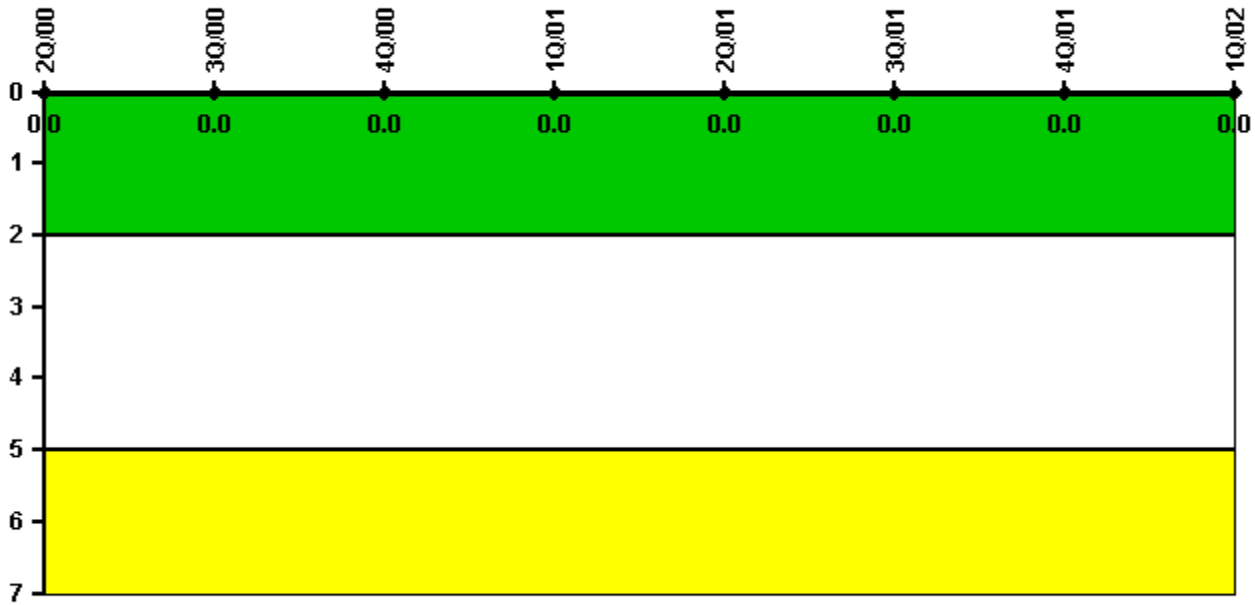
Thresholds: White > 2.0 Yellow > 5.0

Notes

Personnel Screening Program	2Q/00	3Q/00	4Q/00	1Q/01	2Q/01	3Q/01	4Q/01	1Q/02
Program failures	0	0	1	0	0	0	0	0
Indicator value	0	0	1	1	1	1	0	0

Licensee Comments: none

FFD/Personnel Reliability



Thresholds: White > 2.0 Yellow > 5.0

Notes

FFD/Personnel Reliability	2Q/00	3Q/00	4Q/00	1Q/01	2Q/01	3Q/01	4Q/01	1Q/02
Program Failures	0	0	0	0	0	0	0	0
Indicator value	0	0	0	0	0	0	0	0

Licensee Comments: none

▲ [PI Summary](#) | [Inspection Findings Summary](#) | [Reactor Oversight Process](#)

Last Modified: May 1, 2002