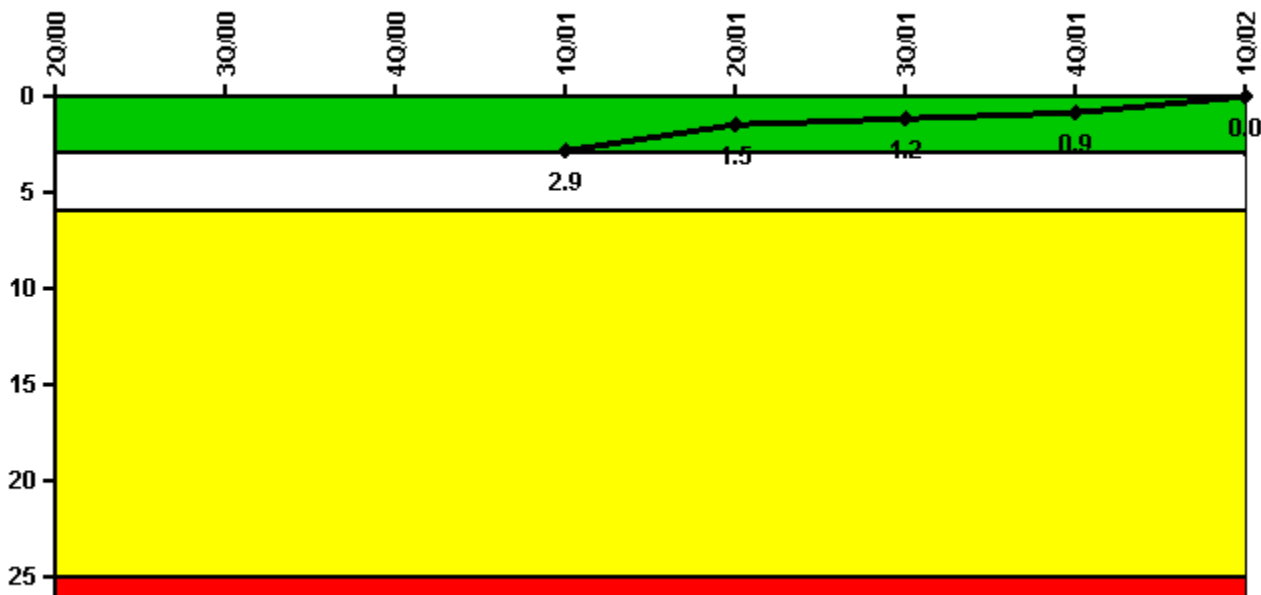


# D.C. Cook 1

## 1Q/2002 Performance Indicators

Licensee's General Comments: none

### Unplanned Scrams per 7000 Critical Hrs



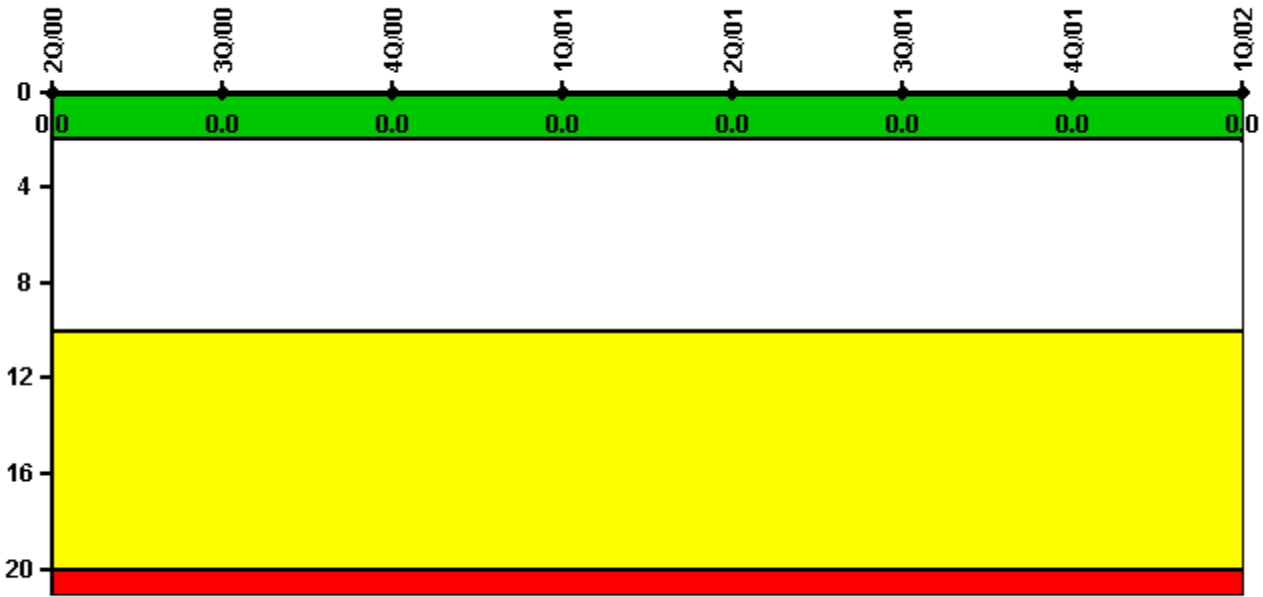
Thresholds: White > 3.0 Yellow > 6.0 Red > 25.0

### Notes

Unplanned Scrams per 7000 Critical Hrs	2Q/00	3Q/00	4Q/00	1Q/01	2Q/01	3Q/01	4Q/01	1Q/02
Unplanned scrams	0	0	0	1.0	0	0	0	0
Critical hours	0	0	331.0	2080.5	2183.0	1432.0	2209.0	2160.0
Indicator value	N/A	N/A	N/A	2.9	1.5	1.2	0.9	0

Licensee Comments: none

### Scrams with Loss of Normal Heat Removal



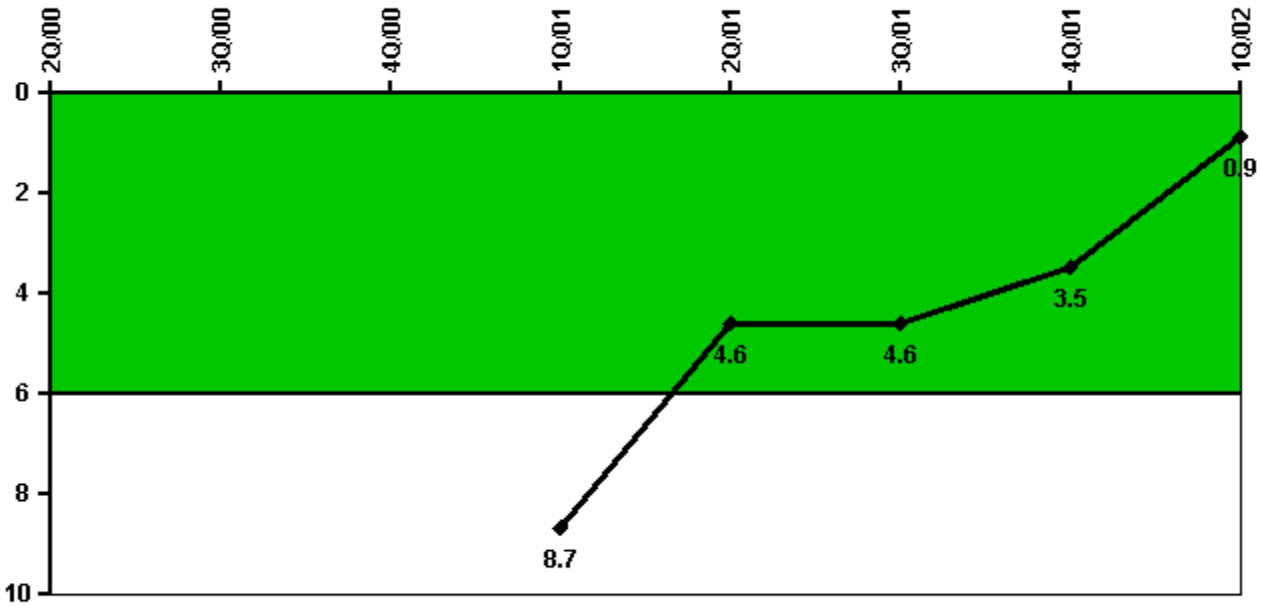
Thresholds: White > 2.0 Yellow > 10.0 Red > 20.0

#### Notes

Scrams with Loss of Normal Heat Removal	2Q/00	3Q/00	4Q/00	1Q/01	2Q/01	3Q/01	4Q/01	1Q/02
Scrams	0	0	0	0	0	0	0	0
Indicator value	0	0	0	0	0	0	0	0

Licensee Comments: none

### Unplanned Power Changes per 7000 Critical Hrs



Thresholds: White > 6.0

#### Notes

Unplanned Power Changes per 7000 Critical Hrs	2Q/00	3Q/00	4Q/00	1Q/01	2Q/01	3Q/01	4Q/01	1Q/02
Unplanned power changes	0	0	0	3.0	0	1.0	0	0
Critical hours	0	0	331.0	2080.5	2183.0	1432.0	2209.0	2160.0
Indicator value	N/A	N/A	N/A	8.7	4.6	4.6	3.5	0.9

Licensee Comments: none

### Safety System Unavailability, Emergency AC Power



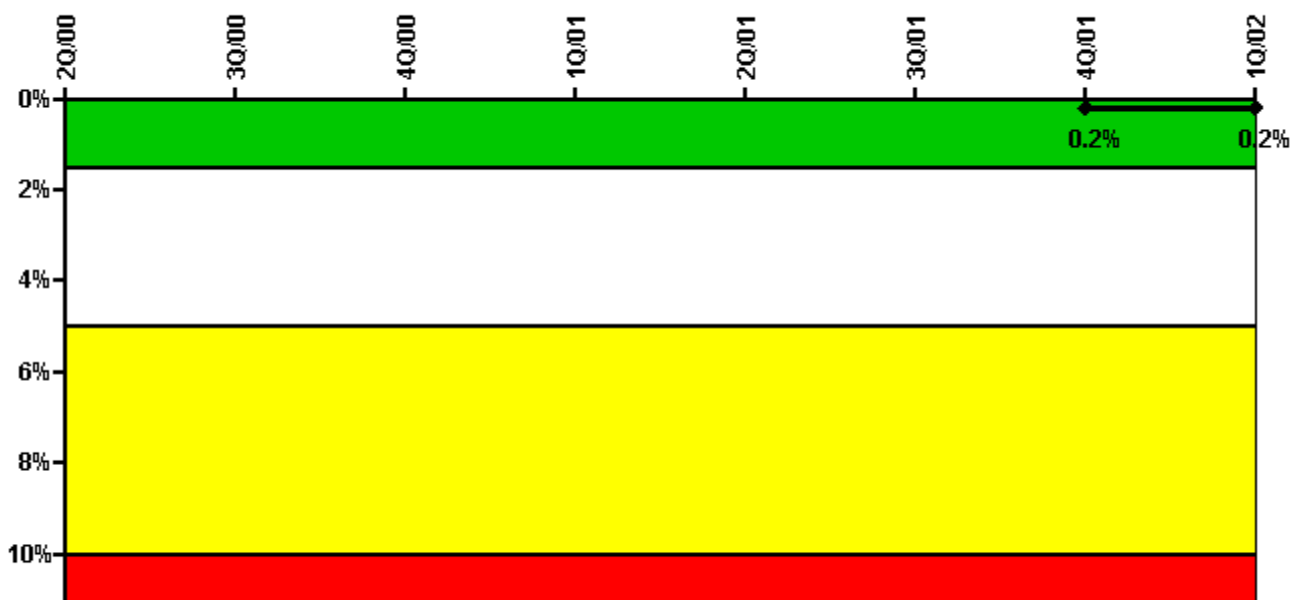
Thresholds: White > 2.5% Yellow > 5.0% Red > 10.0%

#### Notes

Safety System Unavailability, Emergency AC Power	2Q/00	3Q/00	4Q/00	1Q/01	2Q/01	3Q/01	4Q/01	1Q/02
<b>Train 1</b>								
Planned unavailable hours	0	0	0	0.40	0.81	22.42	33.85	15.90
Unplanned unavailable hours	0	0	0	0	0	1.75	0	0
Fault exposure hours	0	0	0	0	0	0	0	0
Effective Reset hours	0	0	0	0	0	0	0	0
Required hours	2184.00	1046.95	1475.42	2160.00	2183.00	2208.00	2209.00	2160.00
<b>Train 2</b>								
Planned unavailable hours	0	0	0	8.67	16.20	0.35	25.70	14.55
Unplanned unavailable hours	0	0	0	0	0	0	0	0
Fault exposure hours	0	0	0	0	0	0	0	0
Effective Reset hours	0	0	0	0	0	0	0	0
Required hours	2184.00	1590.33	1940.53	2160.00	2183.00	1526.12	2209.00	2160.00
Indicator value							0.4%	0.4%

Licensee Comments: none

### Safety System Unavailability, High Pressure Injection System (HPSI)



Thresholds: White > 1.5% Yellow > 5.0% Red > 10.0%

#### Notes

Safety System Unavailability, High Pressure Injection System (HPSI)	2Q/00	3Q/00	4Q/00	1Q/01	2Q/01	3Q/01	4Q/01	1Q/02
<b>Train 1</b>								
Planned unavailable hours	0	0	0	12.05	0	10.12	14.07	0
Unplanned unavailable hours	0	0	0	0	0	25.95	0	0
Fault exposure hours	0	0	0	0	0	0	0	0
Effective Reset hours	0	0	0	0	0	0	0	0
Required hours	0	0	593.02	2160.00	2183.00	1512.36	2209.00	2160.00
<b>Train 2</b>								
Planned unavailable hours	0	0	0	0	14.20	0	0	0
Unplanned unavailable hours	0	0	0	0	0	0	0	0
Fault exposure hours	0	0	0	0	0	0	0	0
Effective Reset hours	0	0	0	0	0	0	0	0
Required hours	0	0	593.02	2160.00	2183.00	1507.20	2209.00	2160.00
<b>Train 3</b>								
Planned unavailable hours	0	0	0	0	0.63	0	0	0
Unplanned unavailable hours	0	0	0	0	0	0	0	0
Fault exposure hours	0	0	0	0	0	0	0	0
Effective Reset hours	0	0	0	0	0	0	0	0
Required hours	0	0	463.25	2160.00	2183.00	1512.36	2209.00	2160.00
<b>Train 4</b>								
Planned unavailable hours	0	0	0	0	0	0.53	0	11.75
Unplanned unavailable hours	0	0	0	0	0	0	0	0
Fault exposure hours	0	0	0	0	0	0	0	0
Effective Reset hours	0	0	0	0	0	0	0	0
Required hours	0	0	463.25	2160.00	2183.00	1507.20	2209.00	2160.00
Indicator value							0.2%	0.2%

Licensee Comments: none

### Safety System Unavailability, Heat Removal System (AFW)



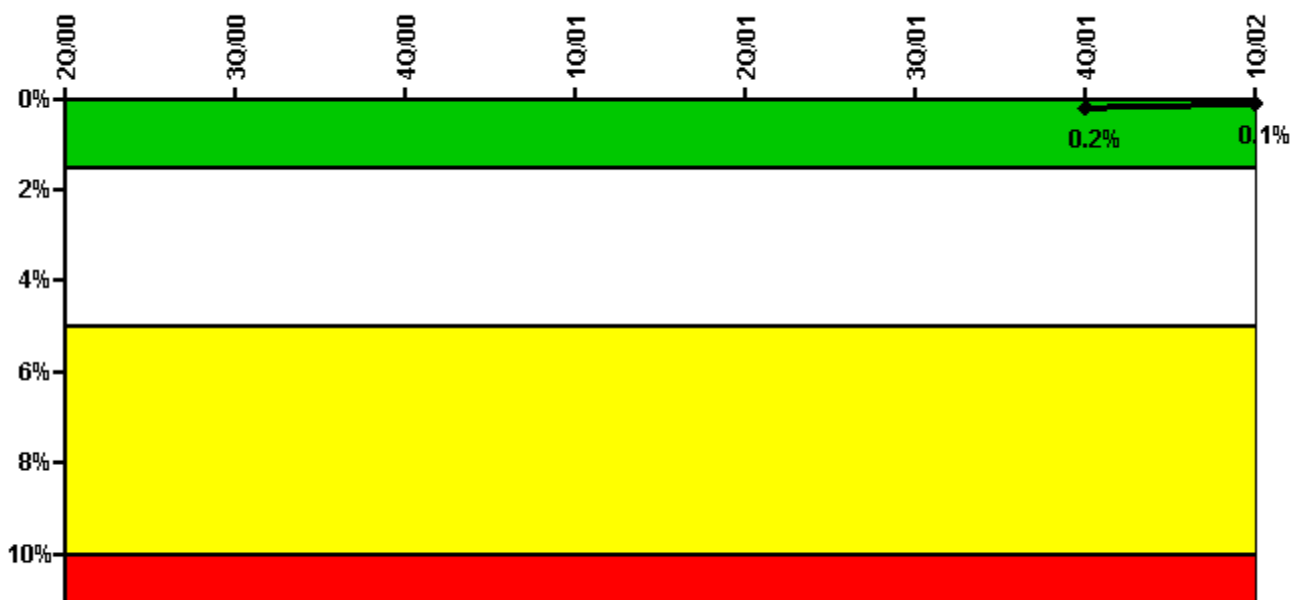
Thresholds: White > 2.0% Yellow > 6.0% Red > 12.0%

#### Notes

Safety System Unavailability, Heat Removal System (AFW)	2Q/00	3Q/00	4Q/00	1Q/01	2Q/01	3Q/01	4Q/01	1Q/02
<b>Train 1</b>								
Planned unavailable hours	0	0	0	0	0	1.80	6.98	0
Unplanned unavailable hours	0	0	0	0	0	0	0	0
Fault exposure hours	0	0	0	0	0	0	0	0
Effective Reset hours	0	0	0	0	0	0	0	0
Required hours	0	0	456.00	2160.00	2183.00	1507.55	2209.00	2160.00
<b>Train 2</b>								
Planned unavailable hours	0	0	0	0	0	7.94	0	5.95
Unplanned unavailable hours	0	0	0	18.15	0	0	0	0
Fault exposure hours	0	0	0	0	0	0	0	0
Effective Reset hours	0	0	0	0	0	0	0	0
Required hours	0	0	456.00	2160.00	2183.00	1507.55	2209.00	2160.00
<b>Train 3</b>								
Planned unavailable hours	0	0	0	0	6.00	0.70	0	3.08
Unplanned unavailable hours	0	0	7.08	0	0	5.97	1.25	0
Fault exposure hours	0	0	0	0	0	0	0	0
Effective Reset hours	0	0	0	0	0	0	0	0
Required hours	0	0	456.00	2160.00	2183.00	1507.55	2209.00	2160.00
Indicator value							0.2%	0.2%

Licensee Comments: none

### Safety System Unavailability, Residual Heat Removal System



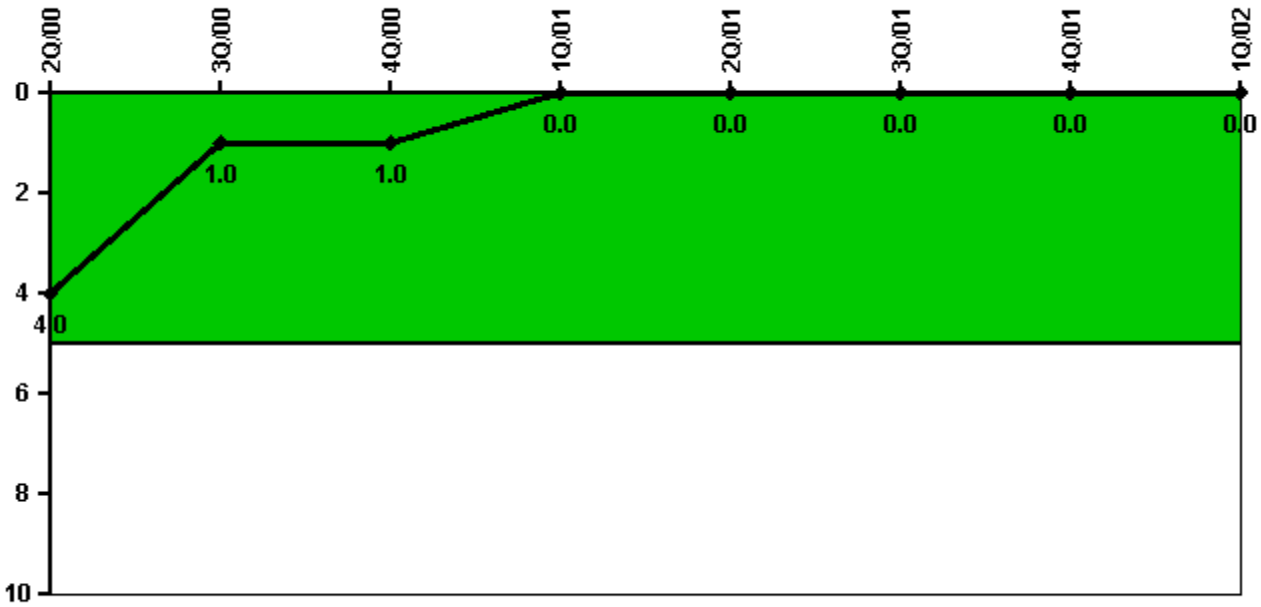
Thresholds: White > 1.5% Yellow > 5.0% Red > 10.0%

#### Notes

Safety System Unavailability, Residual Heat Removal System	2Q/00	3Q/00	4Q/00	1Q/01	2Q/01	3Q/01	4Q/01	1Q/02
<b>Train 1</b>								
Planned unavailable hours	0	0	0	0	4.50	0	9.72	0
Unplanned unavailable hours	0	0	0	0	0	0	0	0
Fault exposure hours	0	0	0	0	0	0	0	0
Effective Reset hours	0	0	0	0	0	0	0	0
Required hours	0	0	1339.02	2160.00	2183.00	2208.00	2209.00	2160.00
<b>Train 2</b>								
Planned unavailable hours	0	0	0	0	11.30	0	4.98	0
Unplanned unavailable hours	0	0	0	0	0	0	0	0
Fault exposure hours	0	0	0	0	0	0	0	0
Effective Reset hours	0	0	0	0	0	0	0	0
Required hours	0	0	1339.02	2160.00	2183.00	2208.00	2209.00	2160.00
Indicator value							0.2%	0.1%

Licensee Comments: none

### Safety System Functional Failures (PWR)



Thresholds: White > 5.0

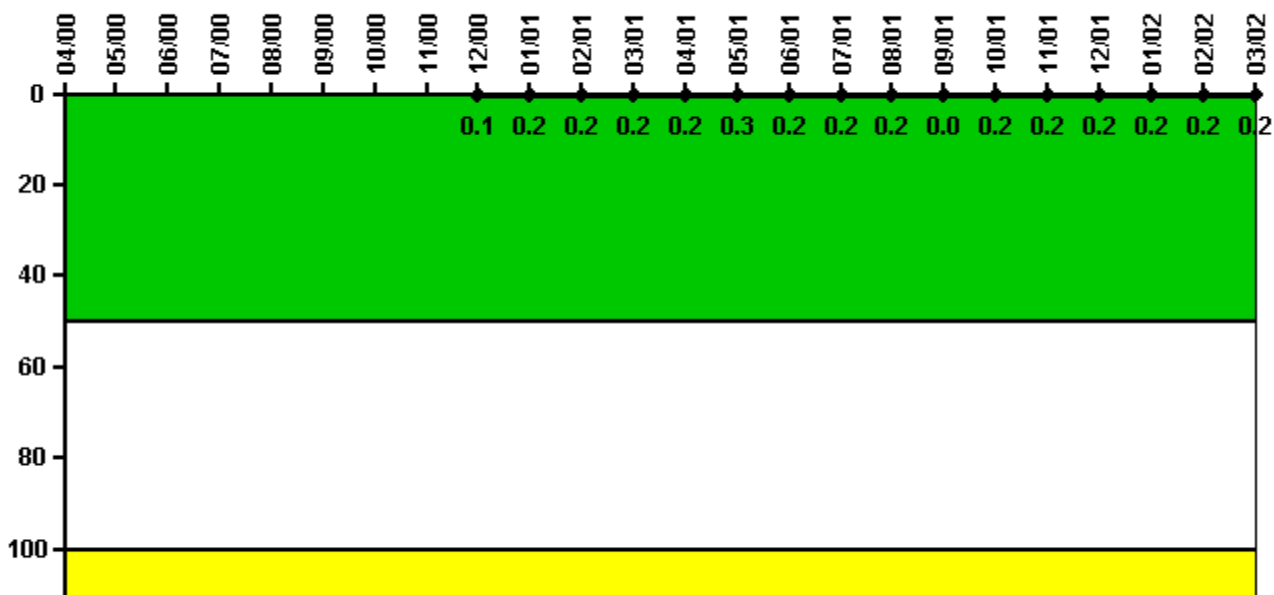
#### Notes

Safety System Functional Failures (PWR)	2Q/00	3Q/00	4Q/00	1Q/01	2Q/01	3Q/01	4Q/01	1Q/02
Safety System Functional Failures	0	0	0	0	0	0	0	0
Indicator value	4	1	1	0	0	0	0	0

Licensee Comments: none



### Reactor Coolant System Activity



Thresholds: White > 50.0 Yellow > 100.0

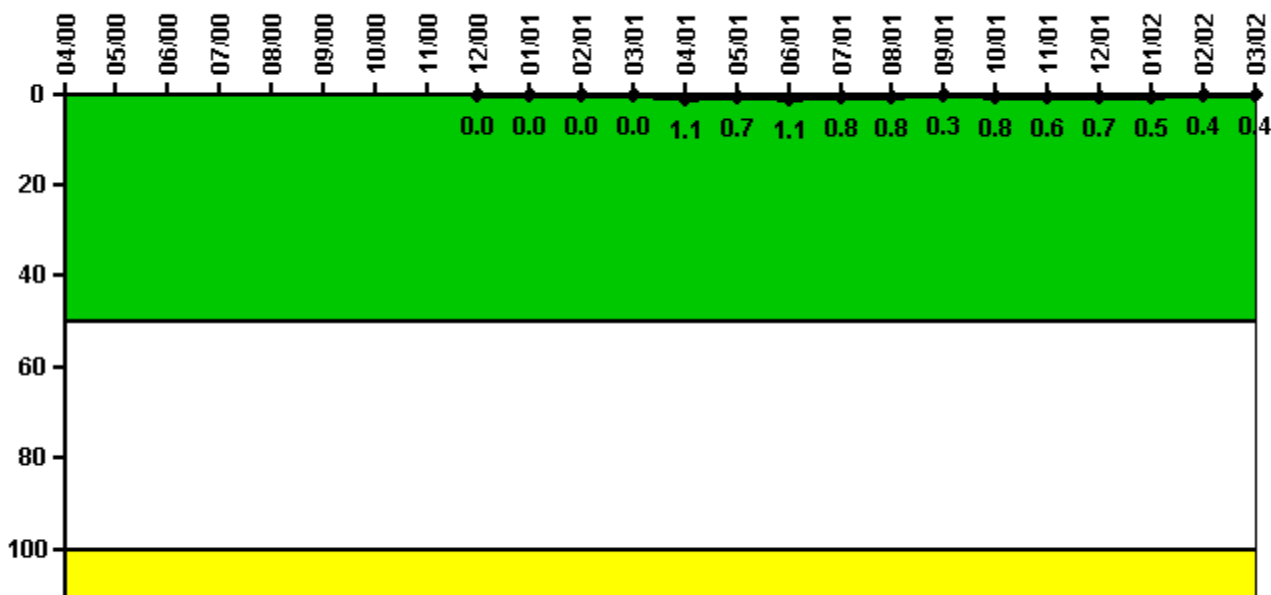
#### Notes

Reactor Coolant System Activity	4/00	5/00	6/00	7/00	8/00	9/00	10/00	11/00	12/00	1/01	2/01	3/01
Maximum activity	N/A	N/A	N/A	N/A	N/A	N/A	N/A	N/A	0.001000	0.001510	0.001530	0.001650
Technical specification limit	1.0	1.0	1.0	1.0	1.0	1.0	1.0	1.0	1.0	1.0	1.0	1.0
Indicator value	N/A	N/A	N/A	N/A	N/A	N/A	N/A	N/A	0.1	0.2	0.2	0.2

Reactor Coolant System Activity	4/01	5/01	6/01	7/01	8/01	9/01	10/01	11/01	12/01	1/02	2/02	3/02
Maximum activity	0.002050	0.002860	0.001740	0.002050	0.001830	0.000006	0.002210	0.002040	0.002170	0.002390	0.002390	0.002260
Technical specification limit	1.0	1.0	1.0	1.0	1.0	1.0	1.0	1.0	1.0	1.0	1.0	1.0
Indicator value	0.2	0.3	0.2	0.2	0.2	0	0.2	0.2	0.2	0.2	0.2	0.2

Licensee Comments: none

### Reactor Coolant System Leakage



Thresholds: White > 50.0 Yellow > 100.0

#### Notes

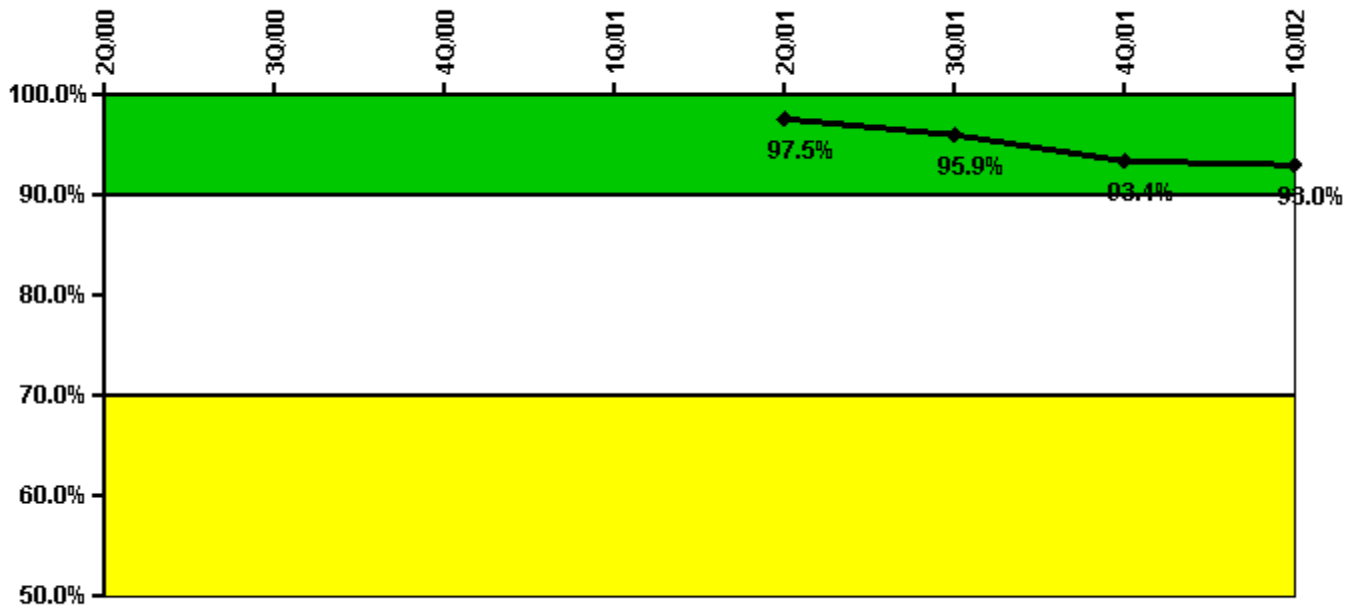
Reactor Coolant System Leakage	4/00	5/00	6/00	7/00	8/00	9/00	10/00	11/00	12/00	1/01	2/01	3/01
Maximum leakage	N/A	N/A	N/A	N/A	N/A	N/A	N/A	N/A	0	0	0	0
Technical specification limit	10.0	10.0	10.0	10.0	10.0	10.0	10.0	10.0	10.0	10.0	10.0	10.0
Indicator value	N/A	N/A	N/A	N/A	N/A	N/A	N/A	N/A	0	0	0	0

Reactor Coolant System Leakage	4/01	5/01	6/01	7/01	8/01	9/01	10/01	11/01	12/01	1/02	2/02	3/02
Maximum leakage	0.120	0.073	0.120	0.090	0.090	0.030	0.090	0.066	0.077	0.050	0.040	0.042
Technical specification limit	11.0	11.0	11.0	11.0	11.0	11.0	11.0	11.0	11.0	11.0	11.0	11.0
Indicator value	1.1	0.7	1.1	0.8	0.8	0.3	0.8	0.6	0.7	0.5	0.4	0.4

Licensee Comments: none

### Drill/Exercise Performance



Thresholds: White < 90.0% Yellow < 70.0%

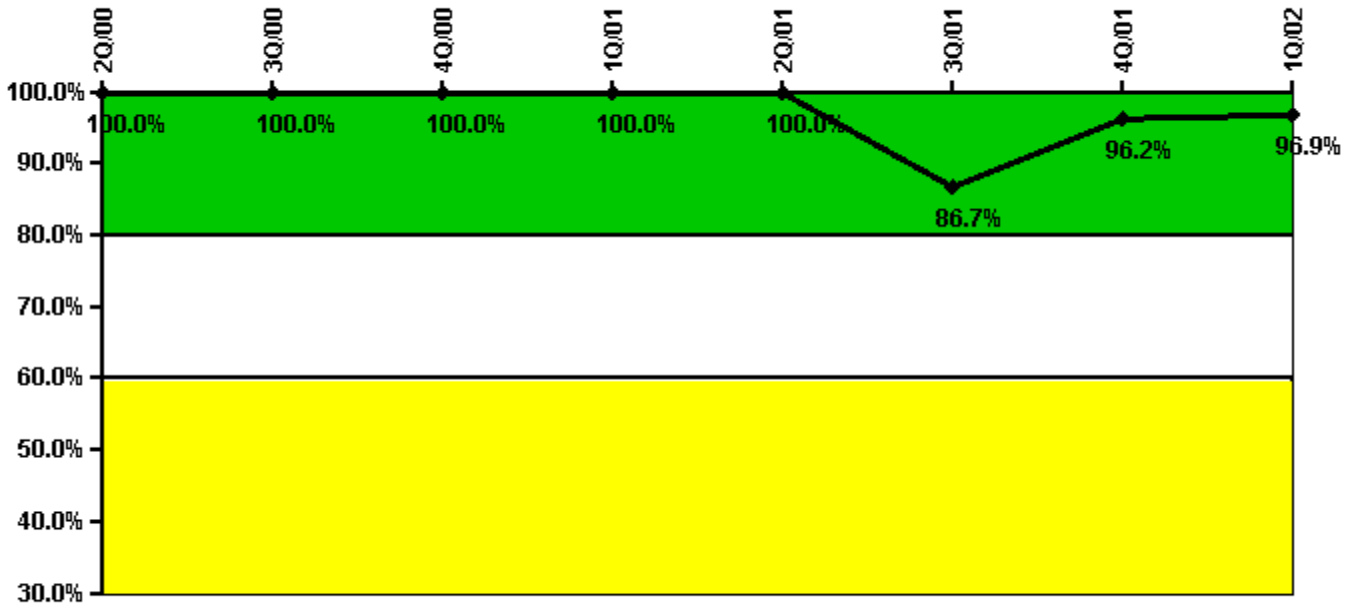
#### Notes

Drill/Exercise Performance	2Q/00	3Q/00	4Q/00	1Q/01	2Q/01	3Q/01	4Q/01	1Q/02
Successful opportunities	56.0	54.0	24.0	44.0	35.0	69.0	90.0	43.0
Total opportunities	59.0	55.0	26.0	44.0	36.0	76.0	104.0	46.0
Indicator value					97.5%	95.9%	93.4%	93.0%

Licensee Comments:

4Q/01: Change report submitted to include a classification and opportunity that was not previously reported.

### ERO Drill Participation



Thresholds: White < 80.0% Yellow < 60.0%

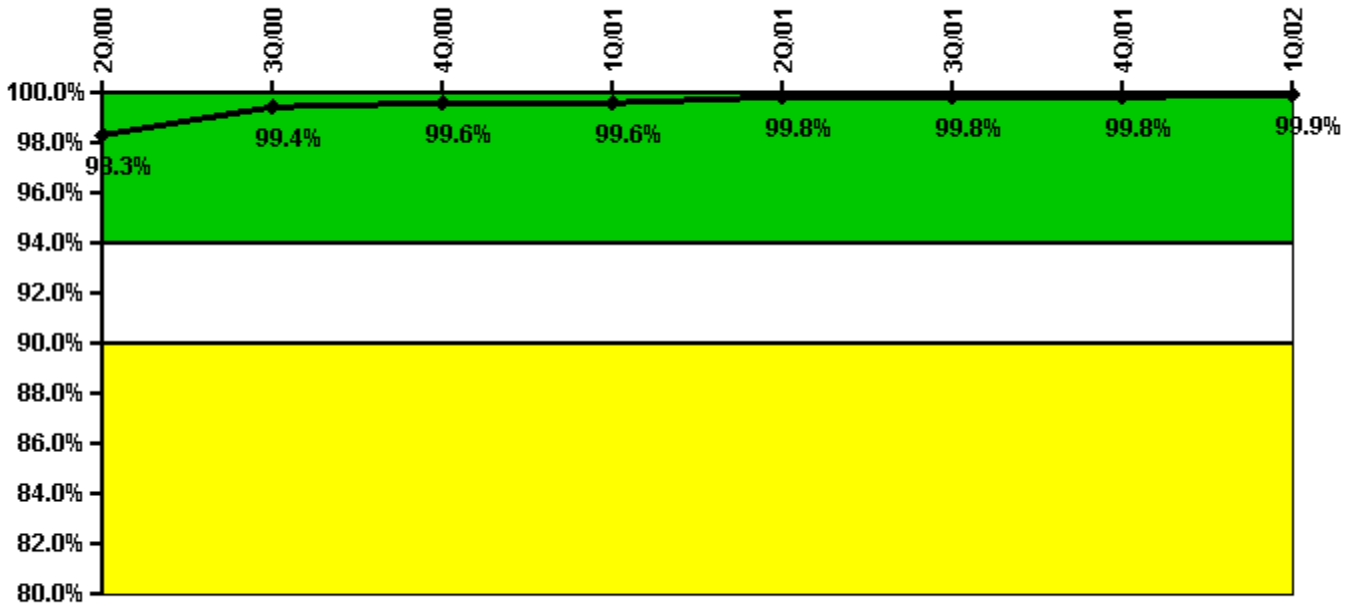
#### Notes

ERO Drill Participation	2Q/00	3Q/00	4Q/00	1Q/01	2Q/01	3Q/01	4Q/01	1Q/02
Participating Key personnel	46.0	48.0	50.0	54.0	55.0	111.0	125.0	127.0
Total Key personnel	46.0	48.0	50.0	54.0	55.0	128.0	130.0	131.0
Indicator value	100.0%	100.0%	100.0%	100.0%	100.0%	86.7%	96.2%	96.9%

Licensee Comments:

4Q/01: Change report submitted to include 2 individuals participation that was not previously reported.

### Alert & Notification System



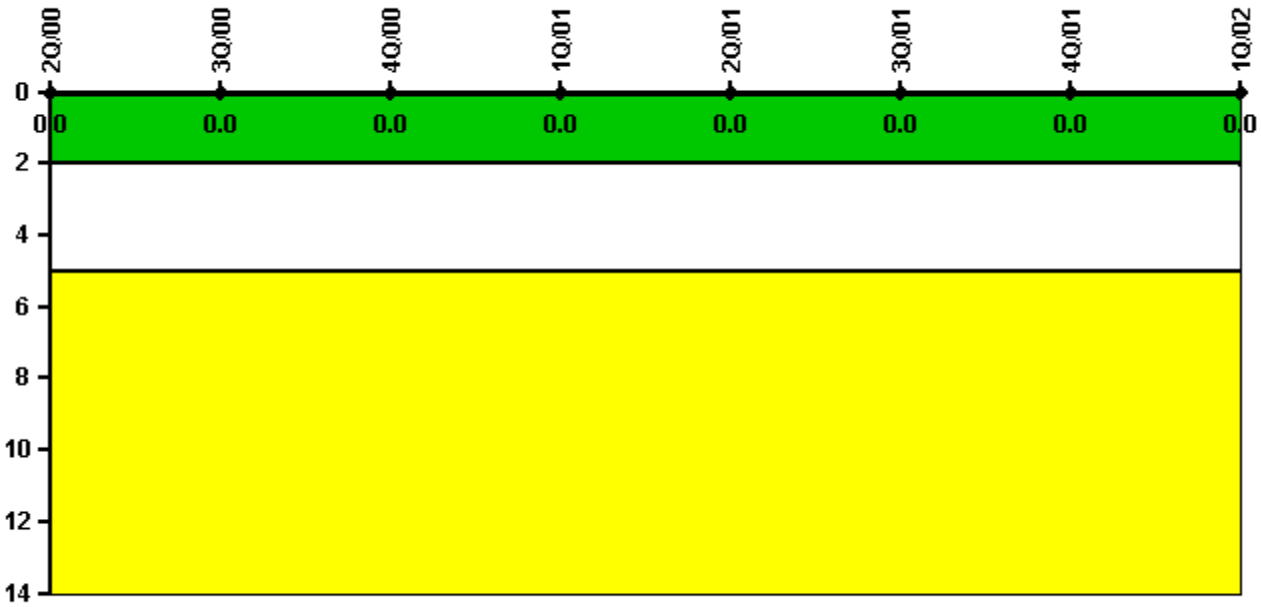
Thresholds: White < 94.0% Yellow < 90.0%

#### Notes

Alert & Notification System	2Q/00	3Q/00	4Q/00	1Q/01	2Q/01	3Q/01	4Q/01	1Q/02
Successful siren-tests	209	210	209	209	210	210	209	210
Total sirens-tests	210	210	210	210	210	210	210	210
Indicator value	98.3%	99.4%	99.6%	99.6%	99.8%	99.8%	99.8%	99.9%

Licensee Comments: none

### Occupational Exposure Control Effectiveness



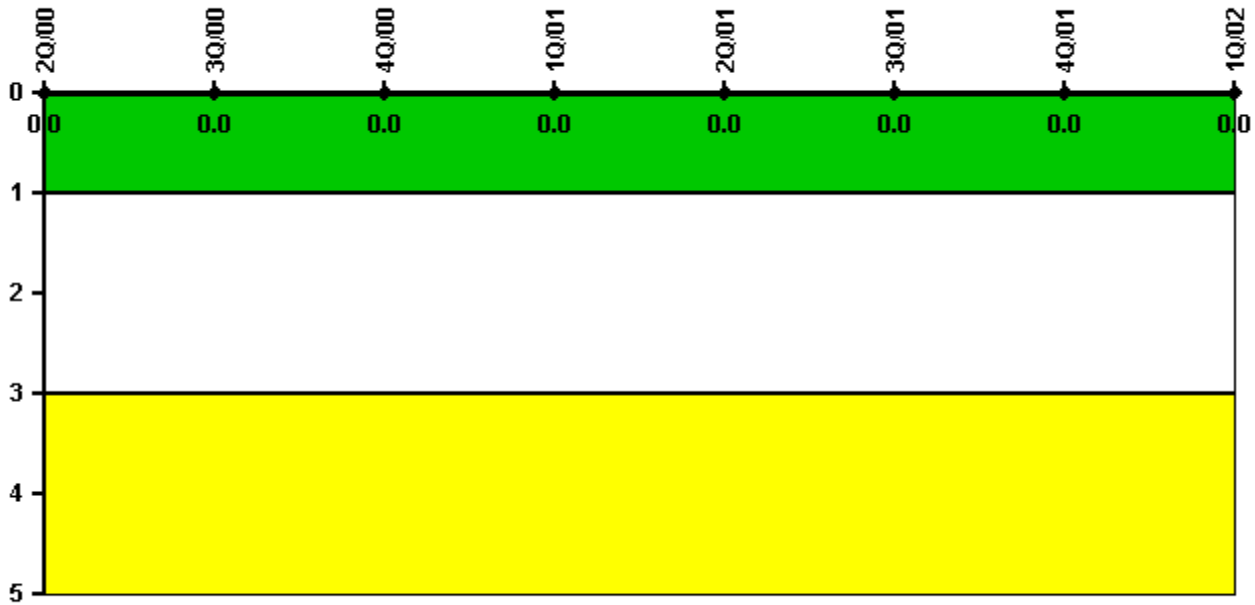
Thresholds: White > 2.0 Yellow > 5.0

#### Notes

Occupational Exposure Control Effectiveness	2Q/00	3Q/00	4Q/00	1Q/01	2Q/01	3Q/01	4Q/01	1Q/02
High radiation area occurrences	0	0	0	0	0	0	0	0
Very high radiation area occurrences	0	0	0	0	0	0	0	0
Unintended exposure occurrences	0	0	0	0	0	0	0	0
Indicator value	0	0	0	0	0	0	0	0

Licensee Comments: none

### RETS/ODCM Radiological Effluent



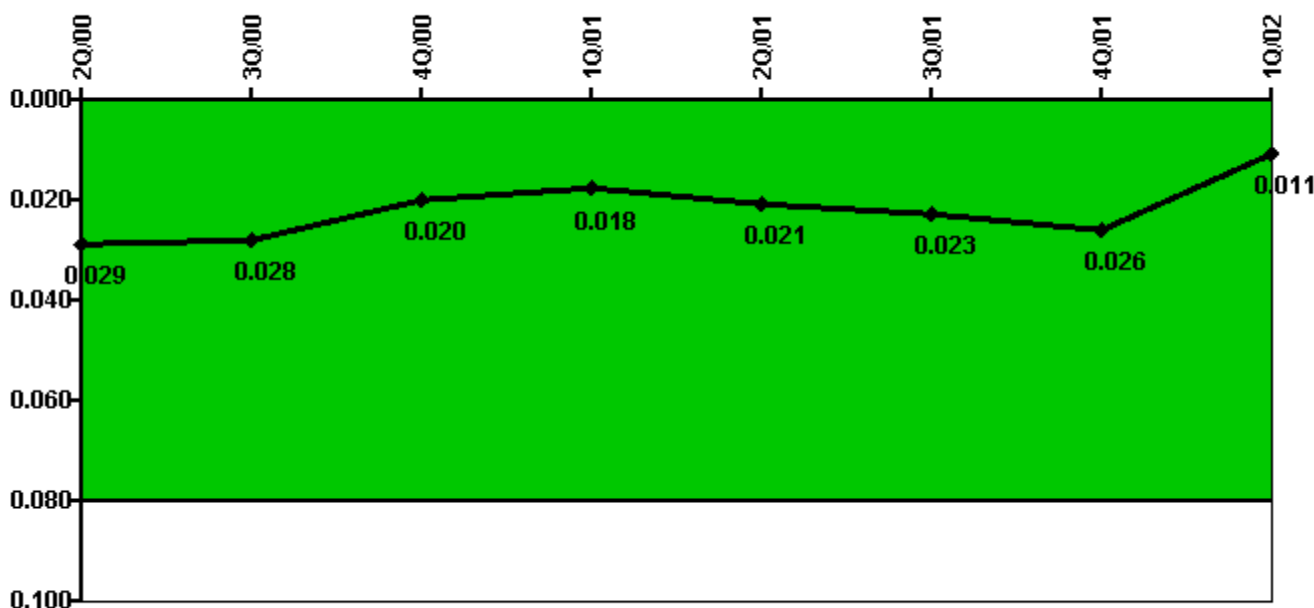
**Thresholds: White > 1.0 Yellow > 3.0**

#### Notes

RETS/ODCM Radiological Effluent	2Q/00	3Q/00	4Q/00	1Q/01	2Q/01	3Q/01	4Q/01	1Q/02
RETS/ODCM occurrences	0	0	0	0	0	0	0	0
Indicator value	0	0	0	0	0	0	0	0

Licensee Comments: none

### Protected Area Security Performance Index



Thresholds: White > 0.080

#### Notes

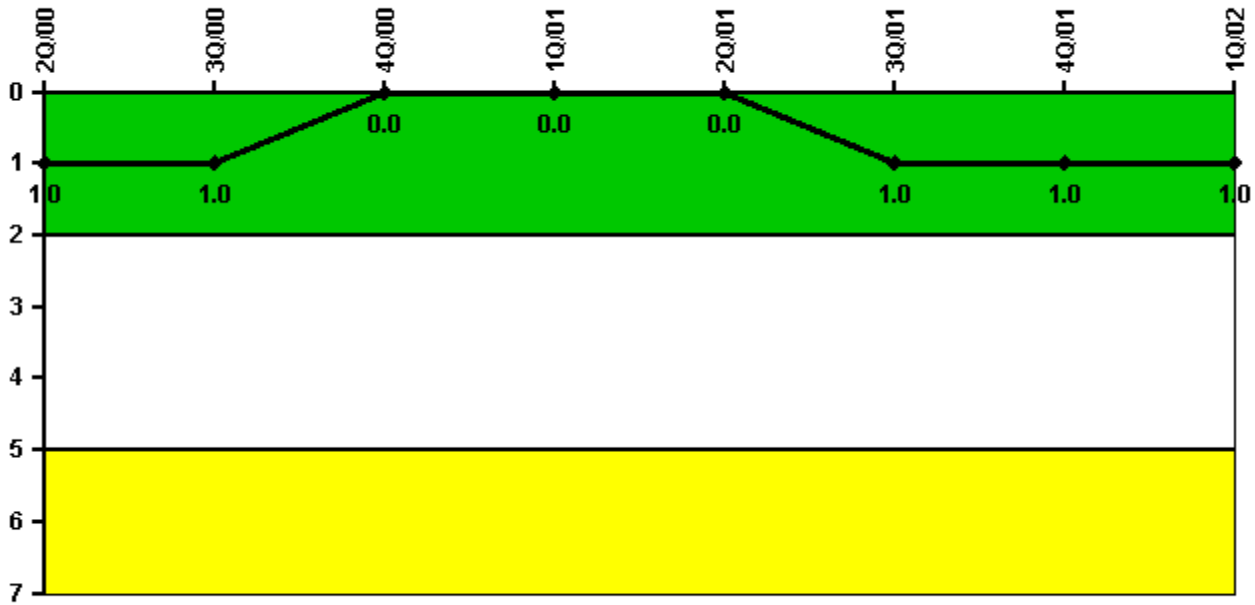
Protected Area Security Performance Index	2Q/00	3Q/00	4Q/00	1Q/01	2Q/01	3Q/01	4Q/01	1Q/02
IDS compensatory hours	31.80	4.05	40.38	376.40	97.80	49.50	103.70	28.20
CCTV compensatory hours	0	0.1	0	0	0.3	0	0	0
IDS normalization factor	1.40	1.40	1.40	1.40	1.40	1.40	1.40	1.40
CCTV normalization factor	1.0	1.0	1.0	1.0	1.0	1.0	1.0	1.0
<b>Index Value</b>	<b>0.029</b>	<b>0.028</b>	<b>0.020</b>	<b>0.018</b>	<b>0.021</b>	<b>0.023</b>	<b>0.026</b>	<b>0.011</b>

Licensee Comments:

1Q/02: In accordance with NEI 99-02, compensatory hours associated with scheduled equipment upgrades that are being performed and those compensatory hours for configuration issues associated with the equipment upgrades are excluded.



### Personnel Screening Program



Thresholds: White > 2.0 Yellow > 5.0

#### Notes

Personnel Screening Program	2Q/00	3Q/00	4Q/00	1Q/01	2Q/01	3Q/01	4Q/01	1Q/02
Program failures	0	0	0	0	0	1	0	0
Indicator value	1	1	0	0	0	1	1	1

Licensee Comments: none

### FFD/Personnel Reliability



Thresholds: White > 2.0 Yellow > 5.0

#### Notes

FFD/Personnel Reliability	2Q/00	3Q/00	4Q/00	1Q/01	2Q/01	3Q/01	4Q/01	1Q/02
Program Failures	0	0	0	0	0	0	0	0
Indicator value	0	0	0	0	0	0	0	0

Licensee Comments: none

▲ [PI Summary](#) | [Inspection Findings Summary](#) | [Reactor Oversight Process](#)

Last Modified: May 1, 2002