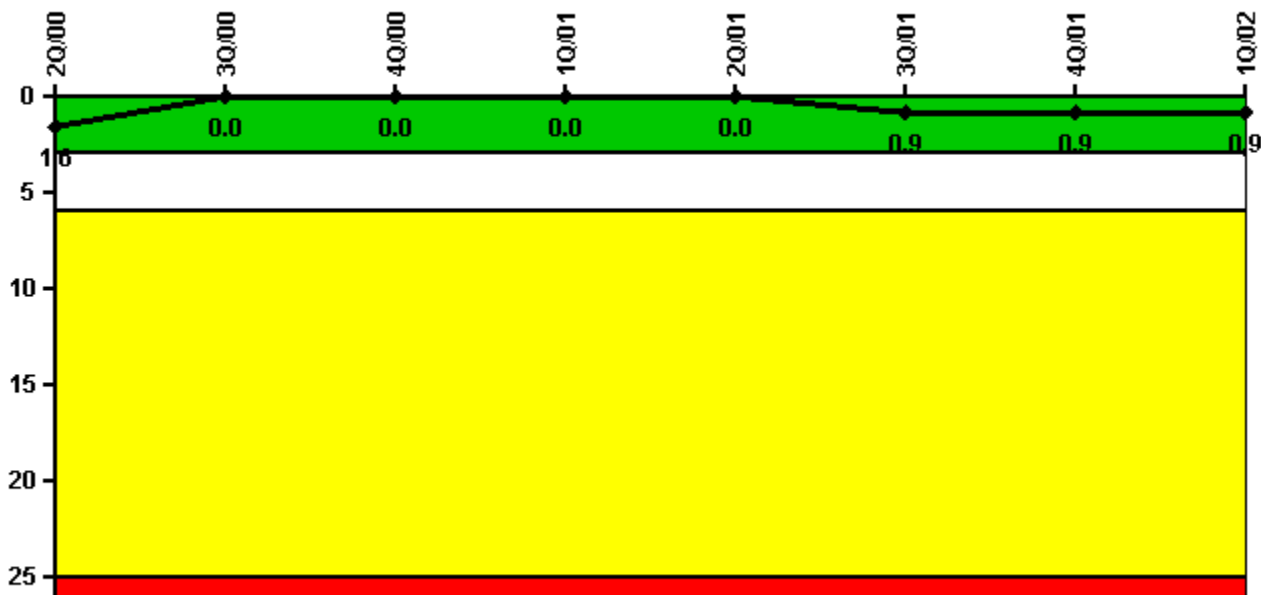


Browns Ferry 2

1Q/2002 Performance Indicators

Licensee's General Comments: none

Unplanned Scrams per 7000 Critical Hrs



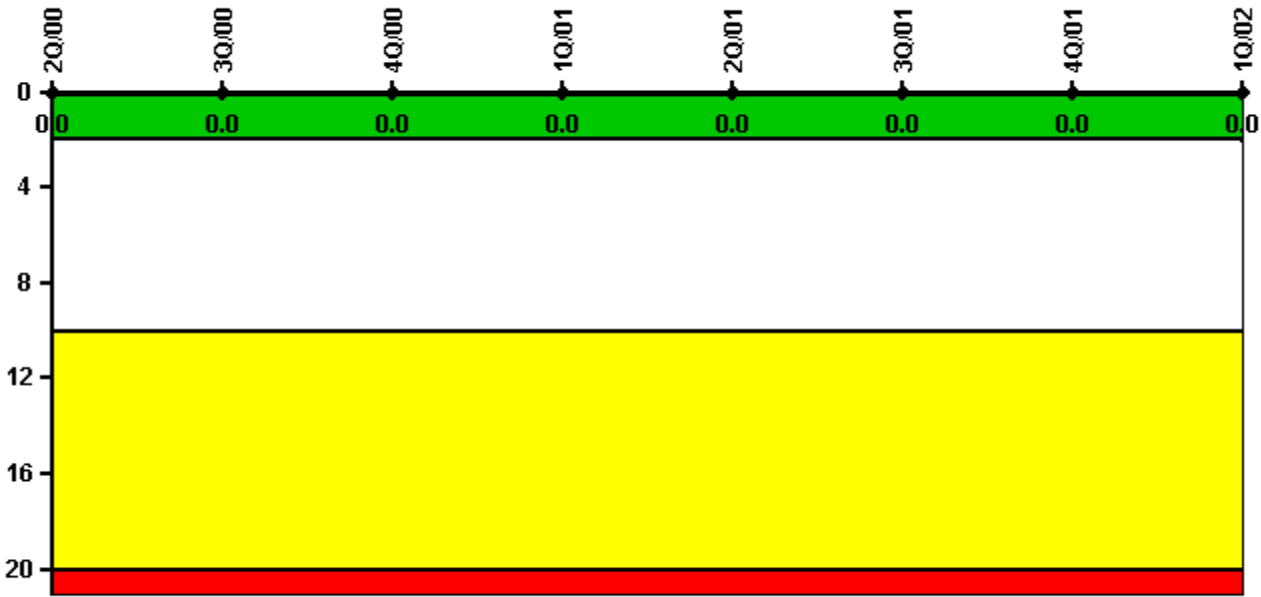
Thresholds: White > 3.0 Yellow > 6.0 Red > 25.0

Notes

Unplanned Scrams per 7000 Critical Hrs	2Q/00	3Q/00	4Q/00	1Q/01	2Q/01	3Q/01	4Q/01	1Q/02
Unplanned scrams	0	0	0	0	0	1.0	0	0
Critical hours	2151.0	2189.0	2209.0	1833.0	1665.8	2175.9	2124.7	2160.0
Indicator value	1.6	0	0	0	0	0.9	0.9	0.9

Licensee Comments: none

Scrams with Loss of Normal Heat Removal



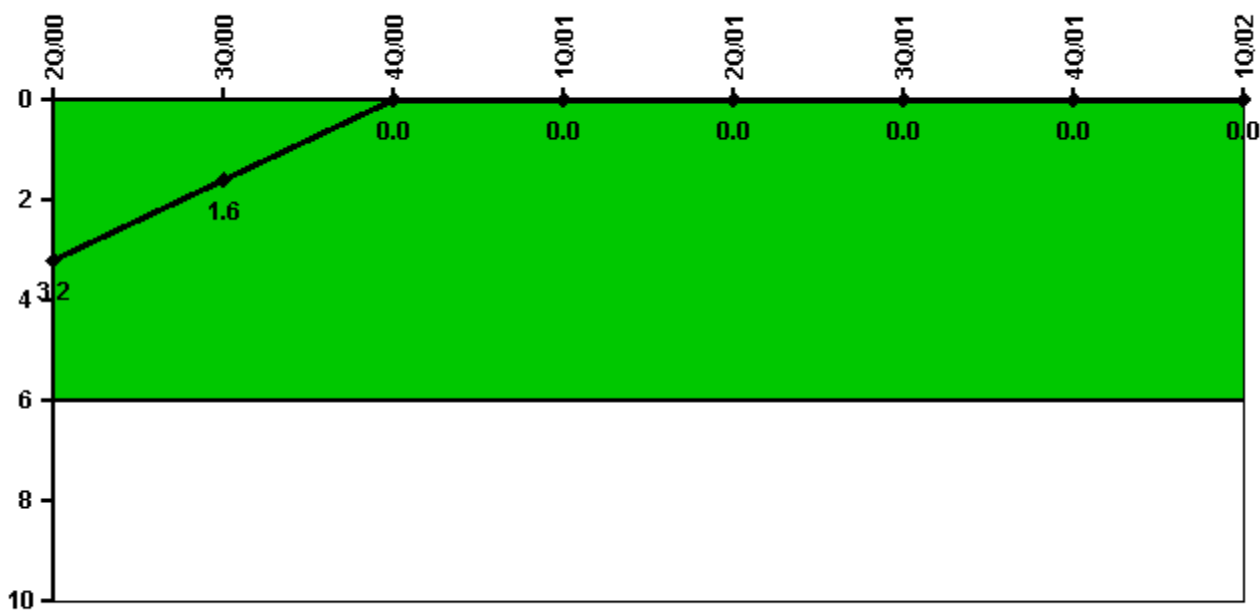
Thresholds: White > 2.0 Yellow > 10.0 Red > 20.0

Notes

Scrams with Loss of Normal Heat Removal	2Q/00	3Q/00	4Q/00	1Q/01	2Q/01	3Q/01	4Q/01	1Q/02
Scrams	0	0	0	0	0	0	0	0
Indicator value	0	0	0	0	0	0	0	0

Licensee Comments: none

Unplanned Power Changes per 7000 Critical Hrs



Thresholds: White > 6.0

Notes

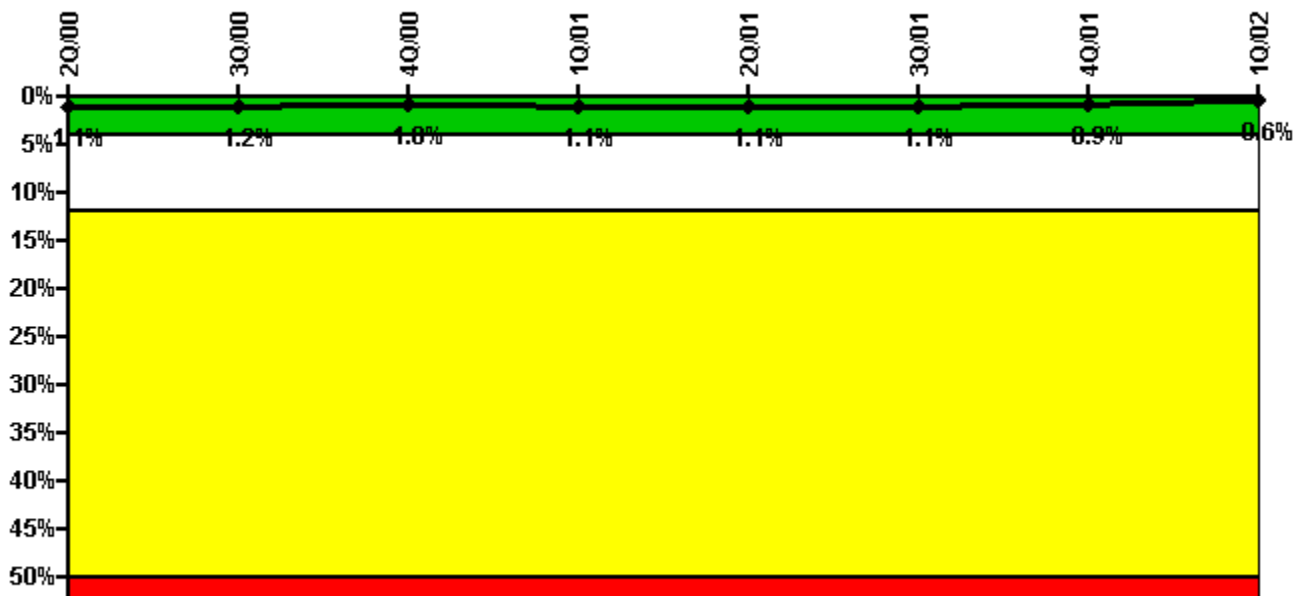
Unplanned Power Changes per 7000 Critical Hrs	2Q/00	3Q/00	4Q/00	1Q/01	2Q/01	3Q/01	4Q/01	1Q/02
Unplanned power changes	0	0	0	0	0	0	0	0
Critical hours	2151.0	2189.0	2209.0	1833.0	1665.8	2175.9	2124.7	2160.0
Indicator value	3.2	1.6	0	0	0	0	0	0

Licensee Comments: none

Effective Reset hours	0	0	0	0	0	0	0	0
Required hours	2183.00	2208.00	2209.00	1837.40	1657.97	2208.00	2133.80	2160.00
Indicator value	1.0%	1.0%	0.8%	0.8%	0.9%	0.8%	1.0%	0.9%

Licensee Comments: none

Safety System Unavailability, Heat Removal System (RCIC)



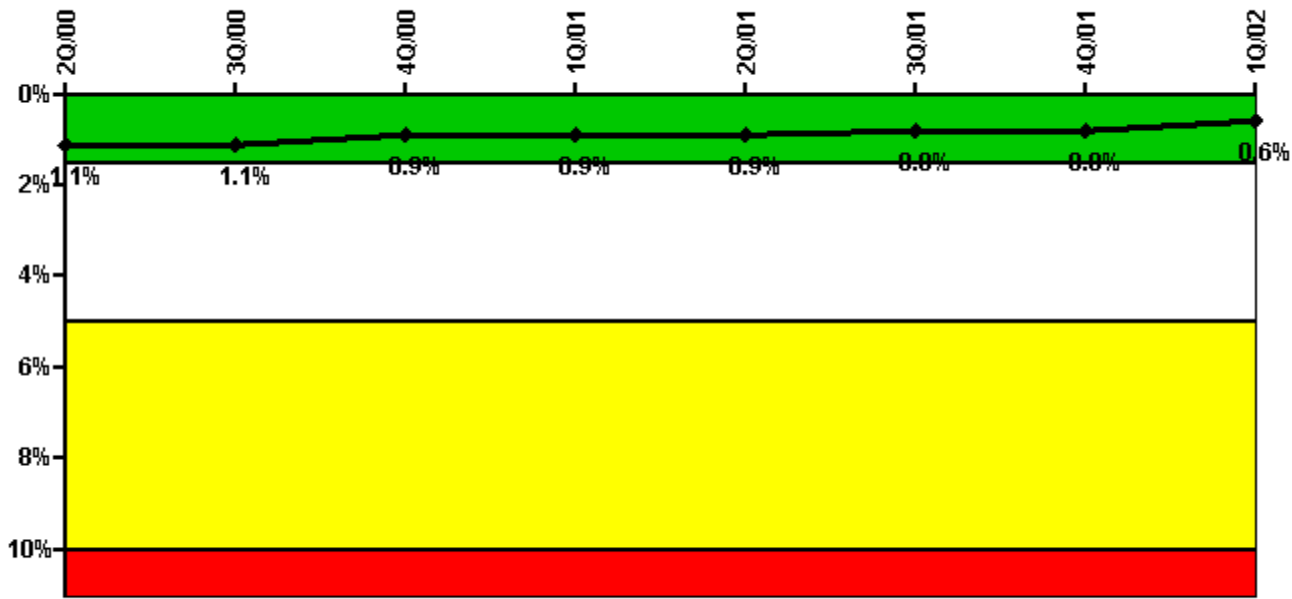
Thresholds: White > 4.0% Yellow > 12.0% Red > 50.0%

Notes

Safety System Unavailability, Heat Removal System (RCIC)	2Q/00	3Q/00	4Q/00	1Q/01	2Q/01	3Q/01	4Q/01	1Q/02
Train 1								
Planned unavailable hours	1.57	24.33	0.30	23.88	0.28	0.23	0.22	0.32
Unplanned unavailable hours	0	0	0	0	12.23	0	0	0
Fault exposure hours	0	0	0	0	0	0	0	0
Effective Reset hours	0	0	0	0	0	0	0	0
Required hours	2183.00	2208.00	2209.00	1837.40	1657.97	2208.00	2133.80	2160.00
Indicator value	1.1%	1.2%	1.0%	1.1%	1.1%	1.1%	0.9%	0.6%

Licensee Comments: none

Safety System Unavailability, Residual Heat Removal System



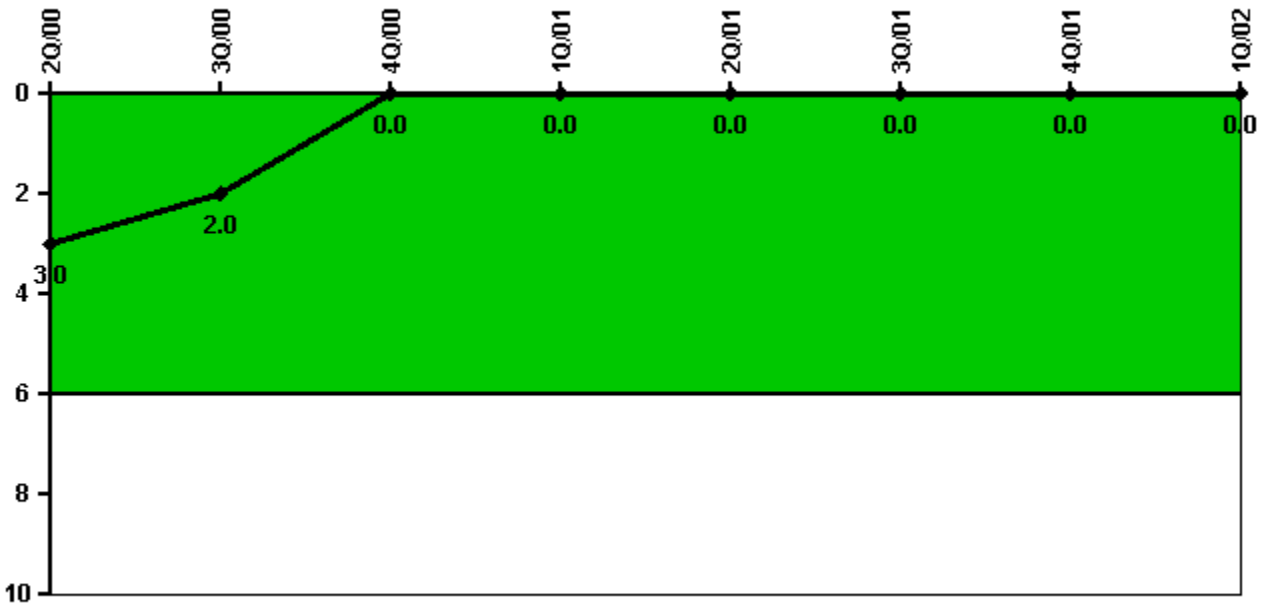
Thresholds: White > 1.5% Yellow > 5.0% Red > 10.0%

Notes

Safety System Unavailability, Residual Heat Removal System	2Q/00	3Q/00	4Q/00	1Q/01	2Q/01	3Q/01	4Q/01	1Q/02
Train 1								
Planned unavailable hours	23.05	15.07	0.57	7.48	3.10	0.70	0.35	0.97
Unplanned unavailable hours	0	0	0	0	0	0	0	0
Fault exposure hours	0	0	0	0	0	0	0	0
Effective Reset hours	0	0	0	0	0	0	0	0
Required hours	2183.00	2208.00	2209.00	1935.00	1932.00	2208.00	2209.00	2160.00
Train 2								
Planned unavailable hours	16.76	11.10	0.38	14.93	71.94	0.37	0.48	0
Unplanned unavailable hours	0	0	0	0	0	0	0	0
Fault exposure hours	0	0	0	0	0	0	0	0
Effective Reset hours	0	0	0	0	0	0	0	0
Required hours	2183.00	2208.00	2209.00	1935.00	1670.00	2208.00	2209.00	2160.00
Train 3								
Planned unavailable hours	0.45	16.70	0.57	7.48	3.10	0.70	0.35	0
Unplanned unavailable hours	0	0	0	0	0	0	0	0
Fault exposure hours	0	0	0	0	0	0	0	0
Effective Reset hours	0	0	0	0	0	0	0	0
Required hours	2183.00	2208.00	2209.00	1935.00	1932.00	2208.00	2209.00	2160.00
Train 4								
Planned unavailable hours	0.30	11.10	0.38	10.40	3.45	0.37	0.48	0
Unplanned unavailable hours	0	0	0	0	0	0	0	0
Fault exposure hours	0	0	0	0	0	0	0	0
Effective Reset hours	0	0	0	0	0	0	0	0
Required hours	2183.00	2208.00	2209.00	1935.00	1670.00	2208.00	2209.00	2160.00
Indicator value	1.1%	1.1%	0.9%	0.9%	0.9%	0.8%	0.8%	0.6%

Licensee Comments: none

Safety System Functional Failures (BWR)



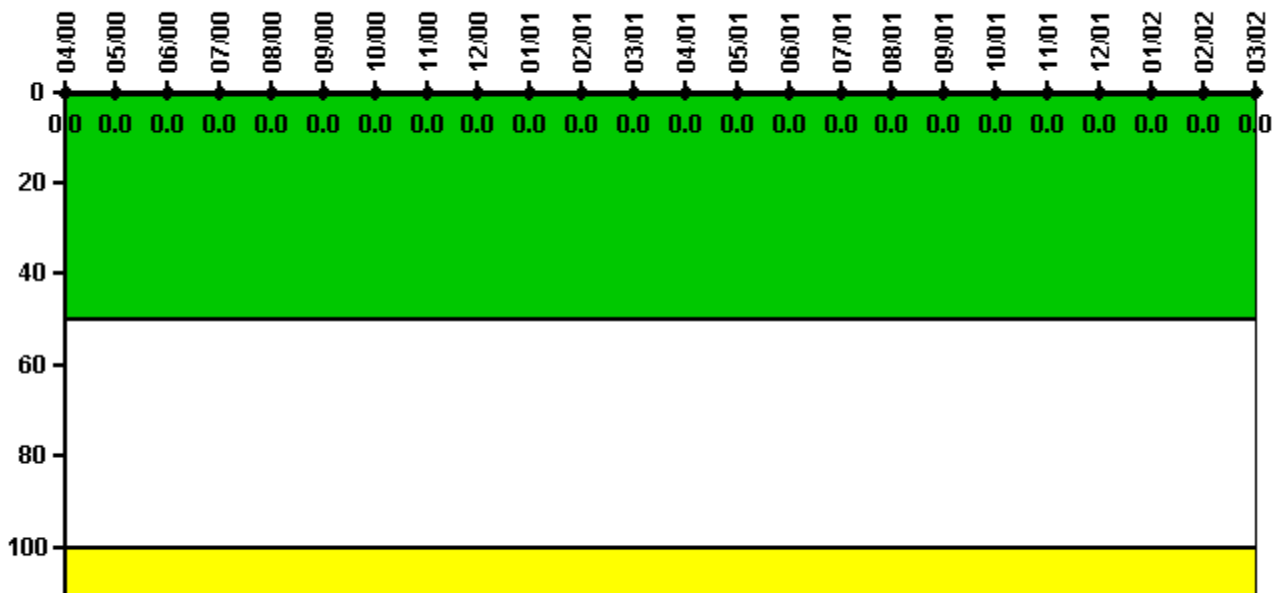
Thresholds: White > 6.0

Notes

Safety System Functional Failures (BWR)	2Q/00	3Q/00	4Q/00	1Q/01	2Q/01	3Q/01	4Q/01	1Q/02
Safety System Functional Failures	0	0	0	0	0	0	0	0
Indicator value	3	2	0	0	0	0	0	0

Licensee Comments: none

Reactor Coolant System Activity



Thresholds: White > 50.0 Yellow > 100.0

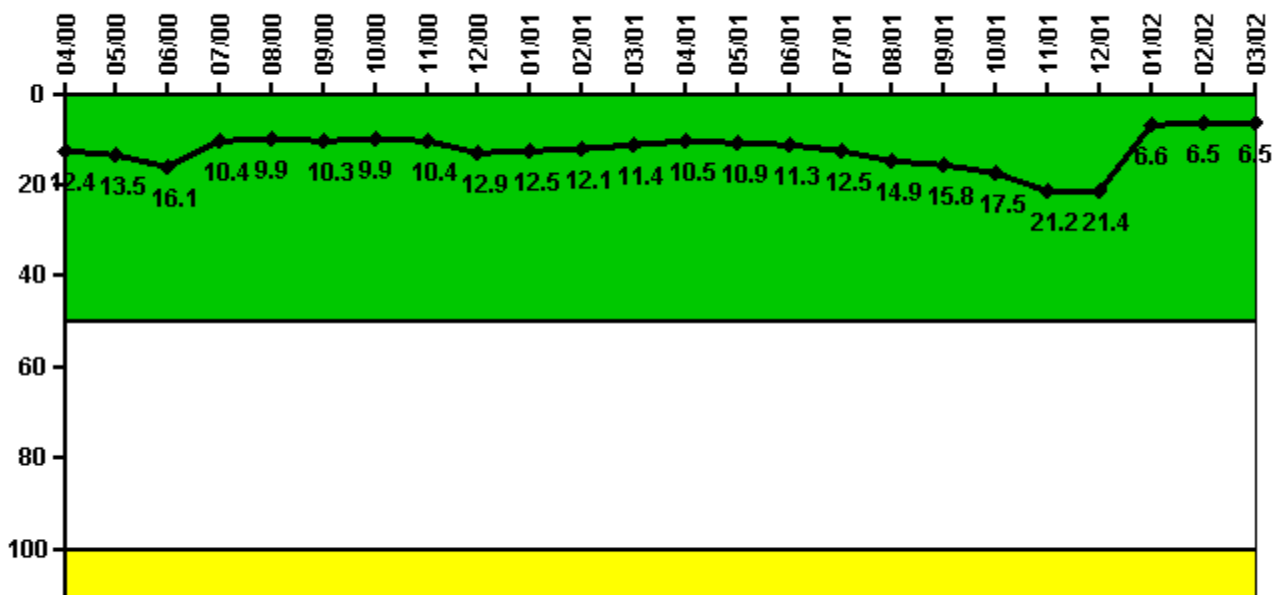
Notes

Reactor Coolant System Activity	4/00	5/00	6/00	7/00	8/00	9/00	10/00	11/00	12/00	1/01	2/01	3/01
Maximum activity	0.000039	0.000025	0.000040	0.000034	0.000038	0.000029	0.000026	0.000039	0.000028	0.000033	0.000028	0.000037
Technical specification limit	3.2	3.2	3.2	3.2	3.2	3.2	3.2	3.2	3.2	3.2	3.2	3.2
Indicator value	0	0	0	0	0	0	0	0	0	0	0	0

Reactor Coolant System Activity	4/01	5/01	6/01	7/01	8/01	9/01	10/01	11/01	12/01	1/02	2/02	3/02
Maximum activity	0	0.000024	0.000021	0.000011	0.000014	0.000010	0.000010	0.000020	0.000010	0.000009	0.000012	0.000022
Technical specification limit	3.2	3.2	3.2	3.2	3.2	3.2	3.2	3.2	3.2	3.2	3.2	3.2
Indicator value	0	0	0	0	0	0	0	0	0	0	0	0

Licensee Comments: none

Reactor Coolant System Leakage



Thresholds: White > 50.0 Yellow > 100.0

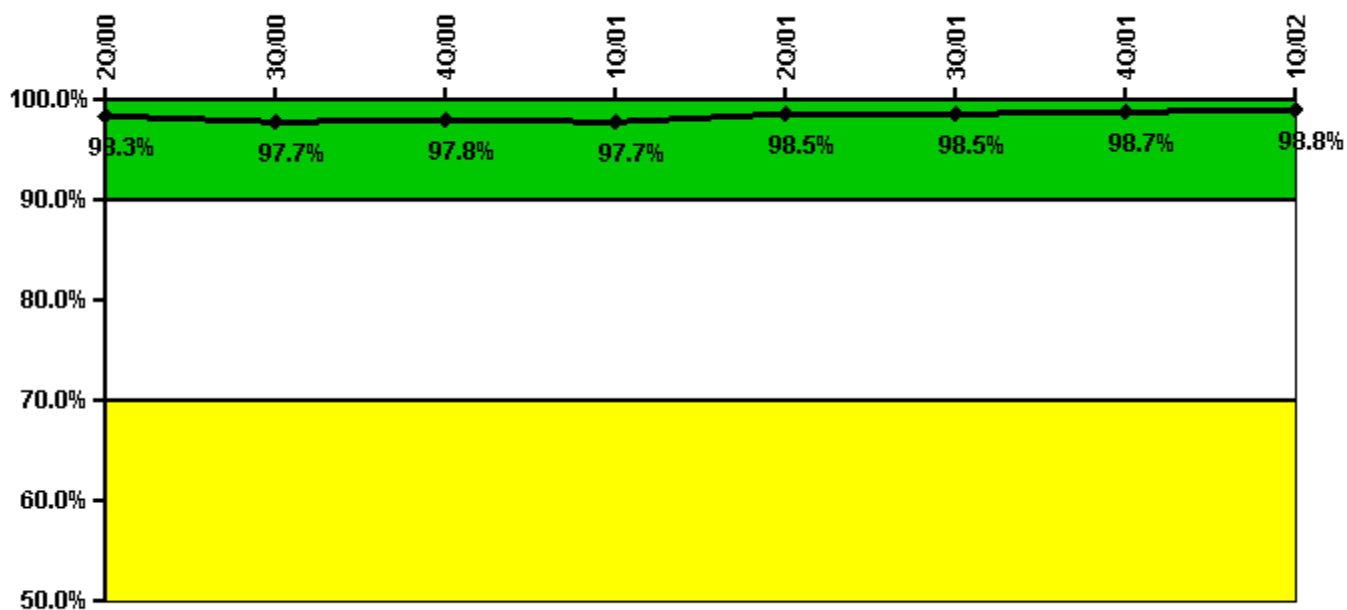
Notes

Reactor Coolant System Leakage	4/00	5/00	6/00	7/00	8/00	9/00	10/00	11/00	12/00	1/01	2/01	3/01
Maximum leakage	3.730	4.040	4.830	3.120	2.960	3.100	2.960	3.120	3.870	3.750	3.620	3.430
Technical specification limit	30.0	30.0	30.0	30.0	30.0	30.0	30.0	30.0	30.0	30.0	30.0	30.0
Indicator value	12.4	13.5	16.1	10.4	9.9	10.3	9.9	10.4	12.9	12.5	12.1	11.4

Reactor Coolant System Leakage	4/01	5/01	6/01	7/01	8/01	9/01	10/01	11/01	12/01	1/02	2/02	3/02
Maximum leakage	3.160	3.260	3.380	3.740	4.460	4.740	5.260	6.350	6.410	1.990	1.940	1.950
Technical specification limit	30.0	30.0	30.0	30.0	30.0	30.0	30.0	30.0	30.0	30.0	30.0	30.0
Indicator value	10.5	10.9	11.3	12.5	14.9	15.8	17.5	21.2	21.4	6.6	6.5	6.5

Licensee Comments: none

Drill/Exercise Performance



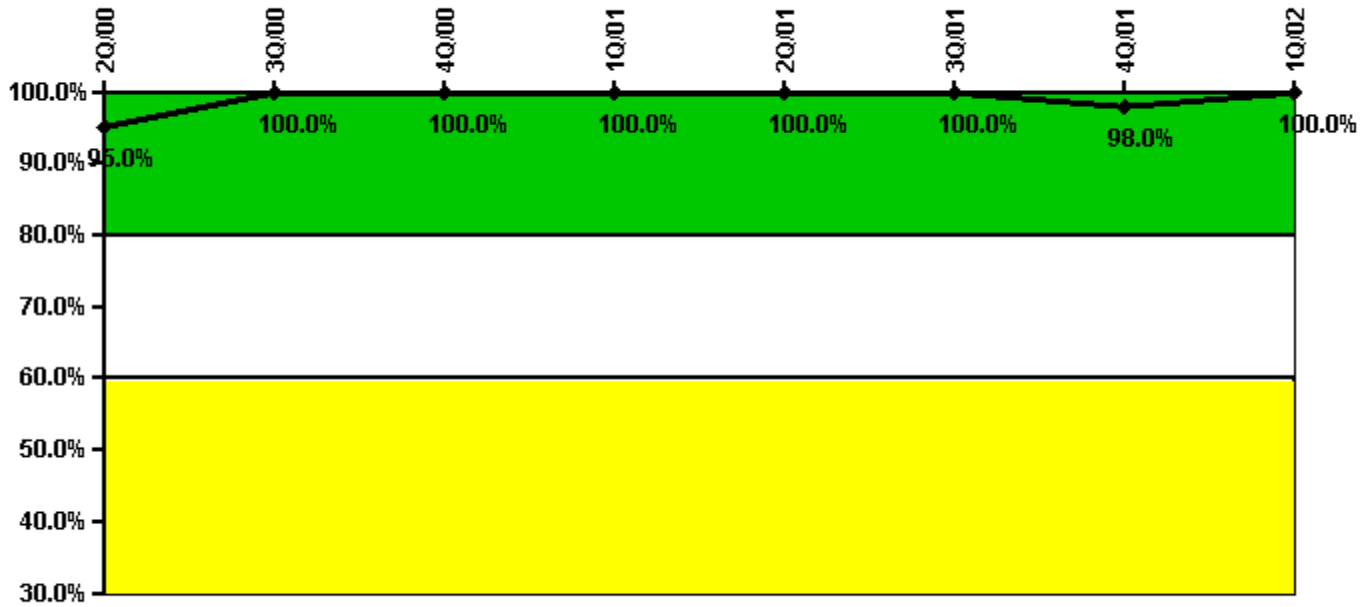
Thresholds: White < 90.0% Yellow < 70.0%

Notes

Drill/Exercise Performance	2Q/00	3Q/00	4Q/00	1Q/01	2Q/01	3Q/01	4Q/01	1Q/02
Successful opportunities	4.0	17.0	34.0	2.0	16.0	8.0	75.0	2.0
Total opportunities	4.0	18.0	34.0	2.0	16.0	8.0	76.0	2.0
Indicator value	98.3%	97.7%	97.8%	97.7%	98.5%	98.5%	98.7%	98.8%

Licensee Comments: none

ERO Drill Participation



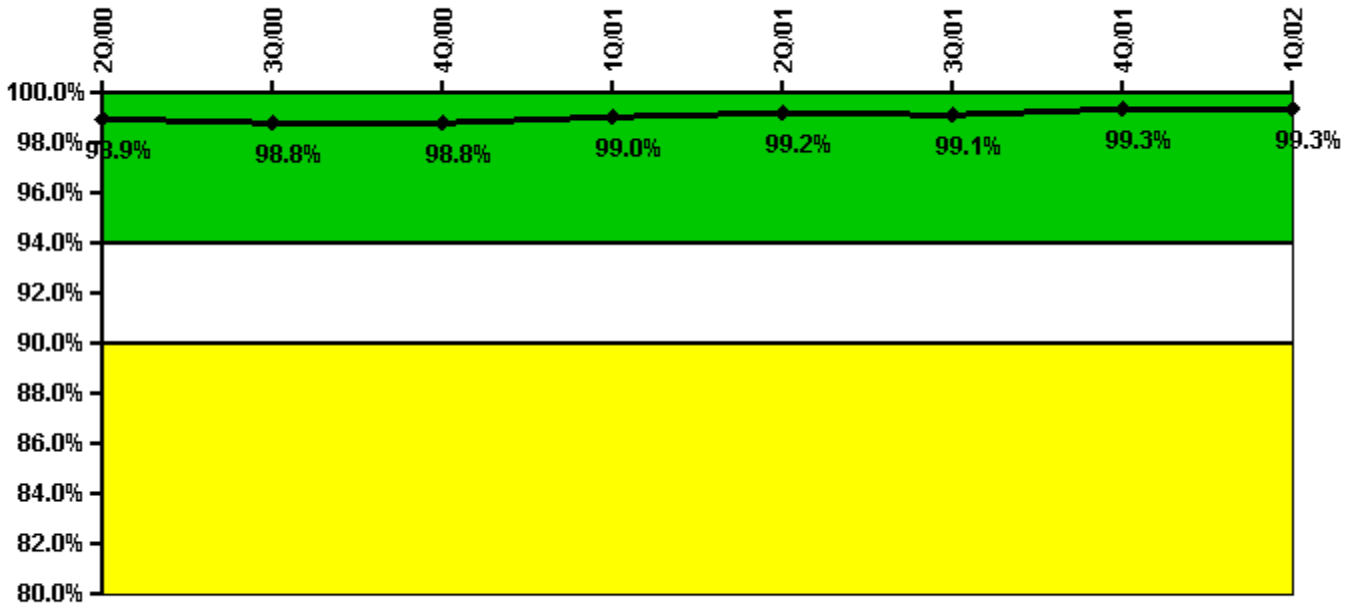
Thresholds: White < 80.0% Yellow < 60.0%

Notes

ERO Drill Participation	2Q/00	3Q/00	4Q/00	1Q/01	2Q/01	3Q/01	4Q/01	1Q/02
Participating Key personnel	38.0	41.0	37.0	38.0	38.0	39.0	48.0	48.0
Total Key personnel	40.0	41.0	37.0	38.0	38.0	39.0	49.0	48.0
Indicator value	95.0%	100.0%	100.0%	100.0%	100.0%	100.0%	98.0%	100.0%

Licensee Comments: none

Alert & Notification System



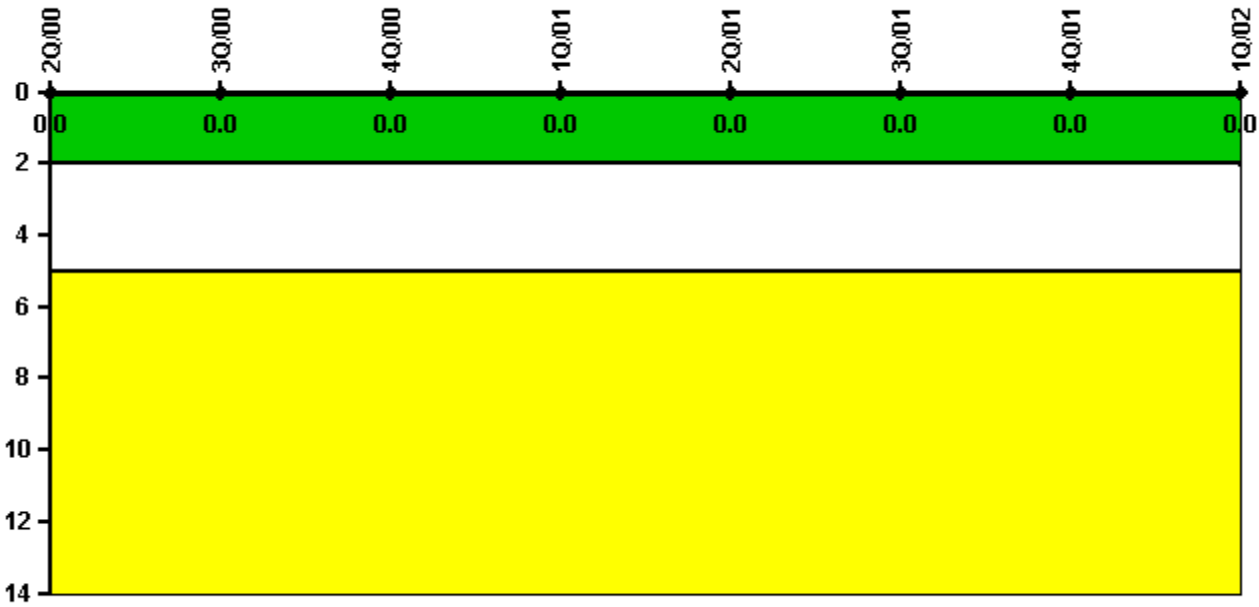
Thresholds: White < 94.0% Yellow < 90.0%

Notes

Alert & Notification System	2Q/00	3Q/00	4Q/00	1Q/01	2Q/01	3Q/01	4Q/01	1Q/02
Successful siren-tests	693	791	891	794	796	790	996	595
Total sirens-tests	700	800	900	800	800	800	1000	600
Indicator value	98.9%	98.8%	98.8%	99.0%	99.2%	99.1%	99.3%	99.3%

Licensee Comments: none

Occupational Exposure Control Effectiveness



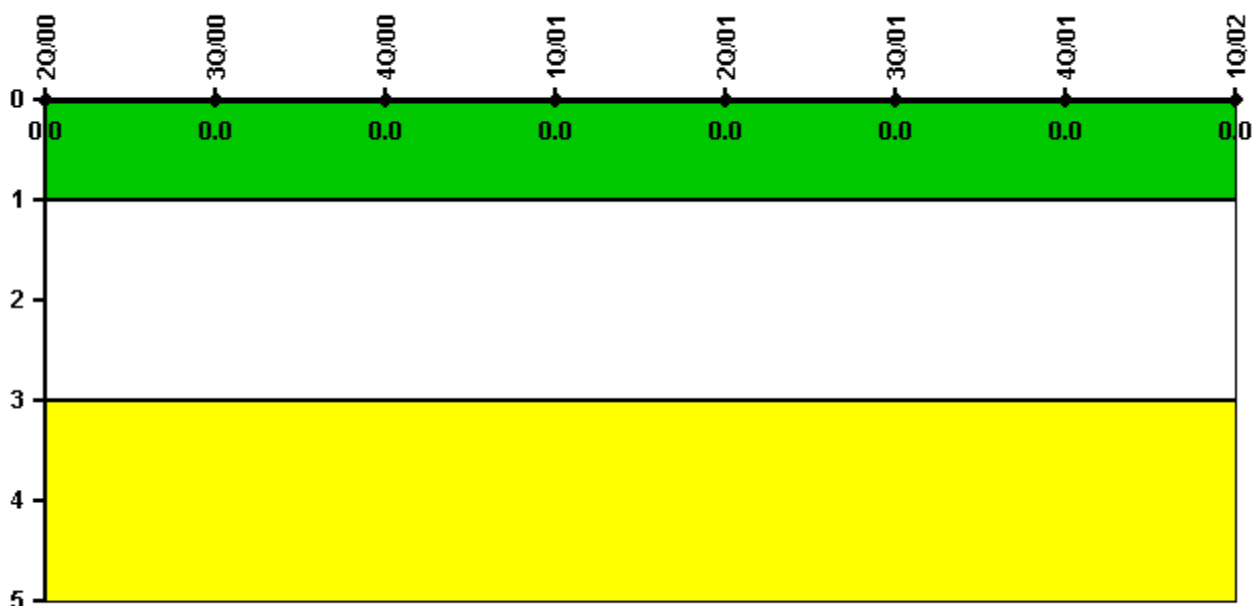
Thresholds: White > 2.0 Yellow > 5.0

Notes

Occupational Exposure Control Effectiveness	2Q/00	3Q/00	4Q/00	1Q/01	2Q/01	3Q/01	4Q/01	1Q/02
High radiation area occurrences	0	0	0	0	0	0	0	0
Very high radiation area occurrences	0	0	0	0	0	0	0	0
Unintended exposure occurrences	0	0	0	0	0	0	0	0
Indicator value	0	0	0	0	0	0	0	0

Licensee Comments: none

RETS/ODCM Radiological Effluent



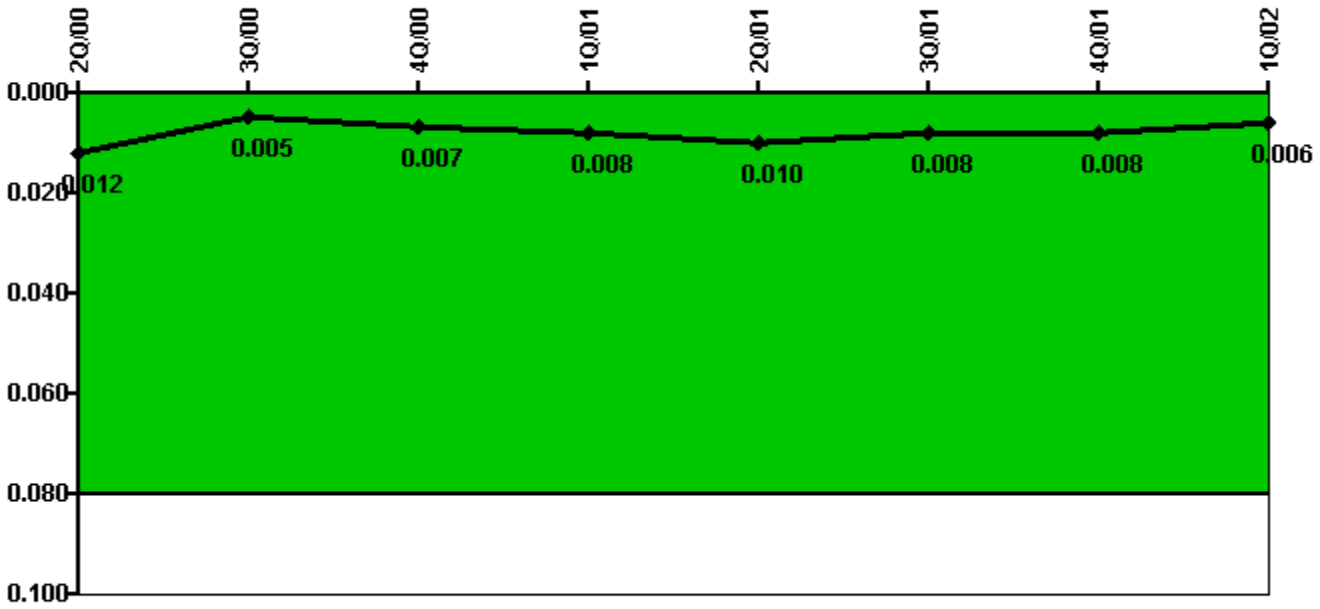
Thresholds: White > 1.0 Yellow > 3.0

Notes

RETS/ODCM Radiological Effluent	2Q/00	3Q/00	4Q/00	1Q/01	2Q/01	3Q/01	4Q/01	1Q/02
RETS/ODCM occurrences	0	0	0	0	0	0	0	0
Indicator value	0	0	0	0	0	0	0	0

Licensee Comments: none

Protected Area Security Performance Index



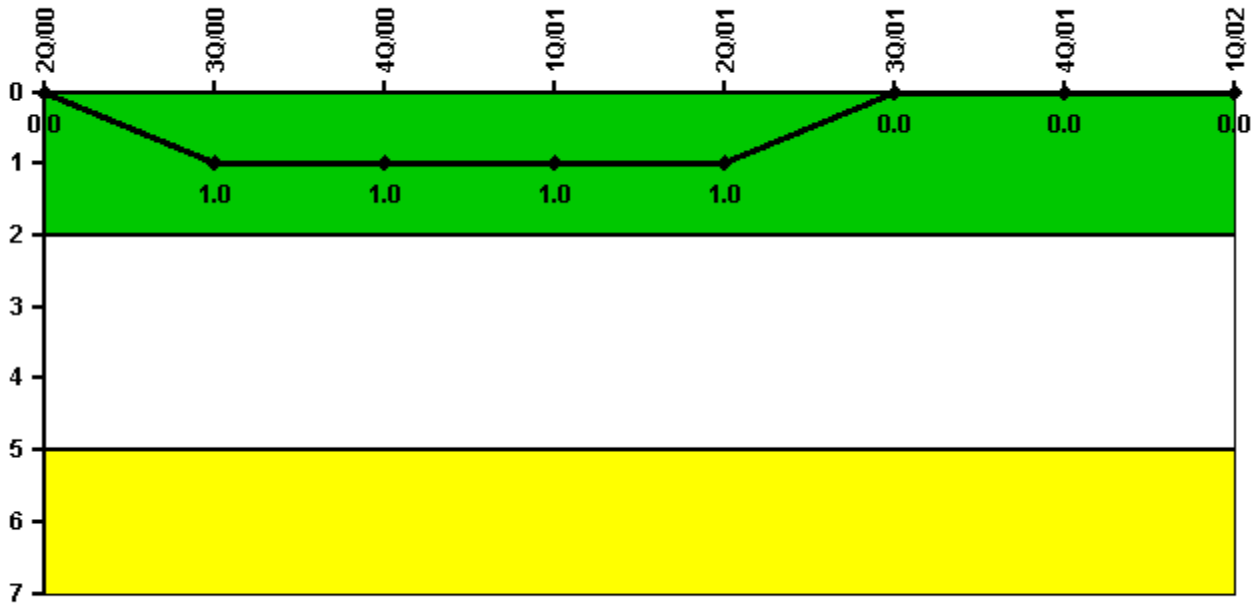
Thresholds: White > 0.080

Notes

Protected Area Security Performance Index	2Q/00	3Q/00	4Q/00	1Q/01	2Q/01	3Q/01	4Q/01	1Q/02
IDS compensatory hours	34.54	65.80	39.02	84.11	84.04	15.18	56.71	2.25
CCTV compensatory hours	2.9	26.6	27.4	0	0	29.9	0.4	0
IDS normalization factor	1.95	1.95	1.95	1.95	1.95	1.95	1.95	1.95
CCTV normalization factor	1.7	1.7	1.7	1.7	1.7	1.7	1.7	1.7
Index Value	0.012	0.005	0.007	0.008	0.010	0.008	0.008	0.006

Licensee Comments: none

Personnel Screening Program



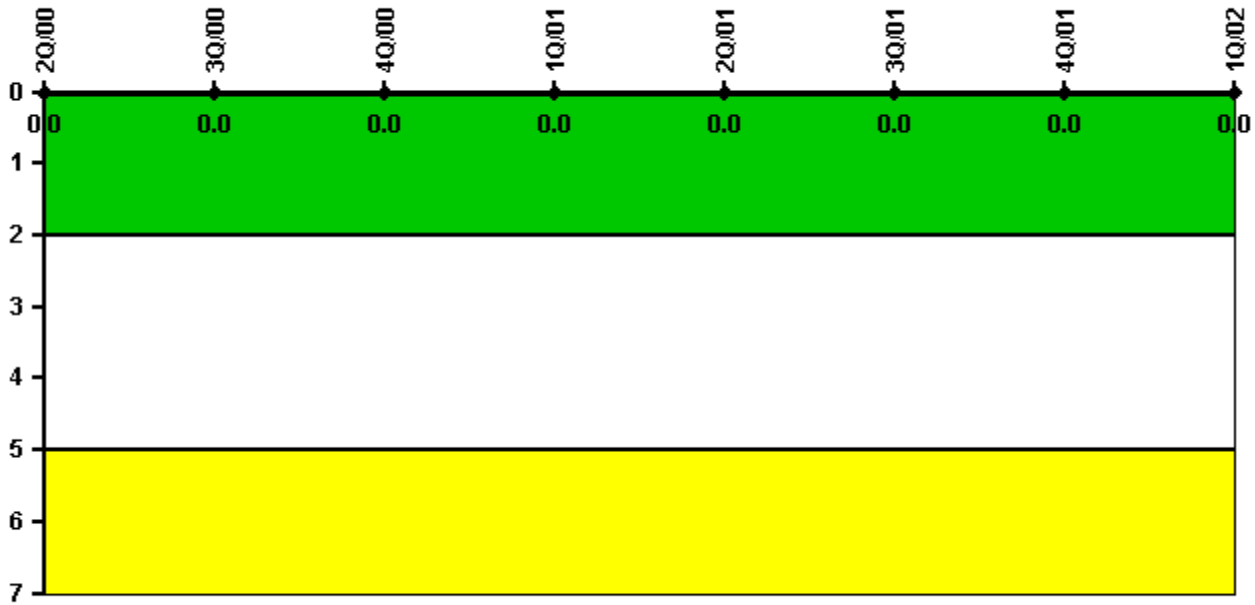
Thresholds: White > 2.0 Yellow > 5.0

Notes

Personnel Screening Program	2Q/00	3Q/00	4Q/00	1Q/01	2Q/01	3Q/01	4Q/01	1Q/02
Program failures	0	1	0	0	0	0	0	0
Indicator value	0	1	1	1	1	0	0	0

Licensee Comments: none

FFD/Personnel Reliability



Thresholds: White > 2.0 Yellow > 5.0

Notes

FFD/Personnel Reliability	2Q/00	3Q/00	4Q/00	1Q/01	2Q/01	3Q/01	4Q/01	1Q/02
Program Failures	0	0	0	0	0	0	0	0
Indicator value	0	0	0	0	0	0	0	0

Licensee Comments: none

▲ [PI Summary](#) | [Inspection Findings Summary](#) | [Reactor Oversight Process](#)

Last Modified: May 1, 2002