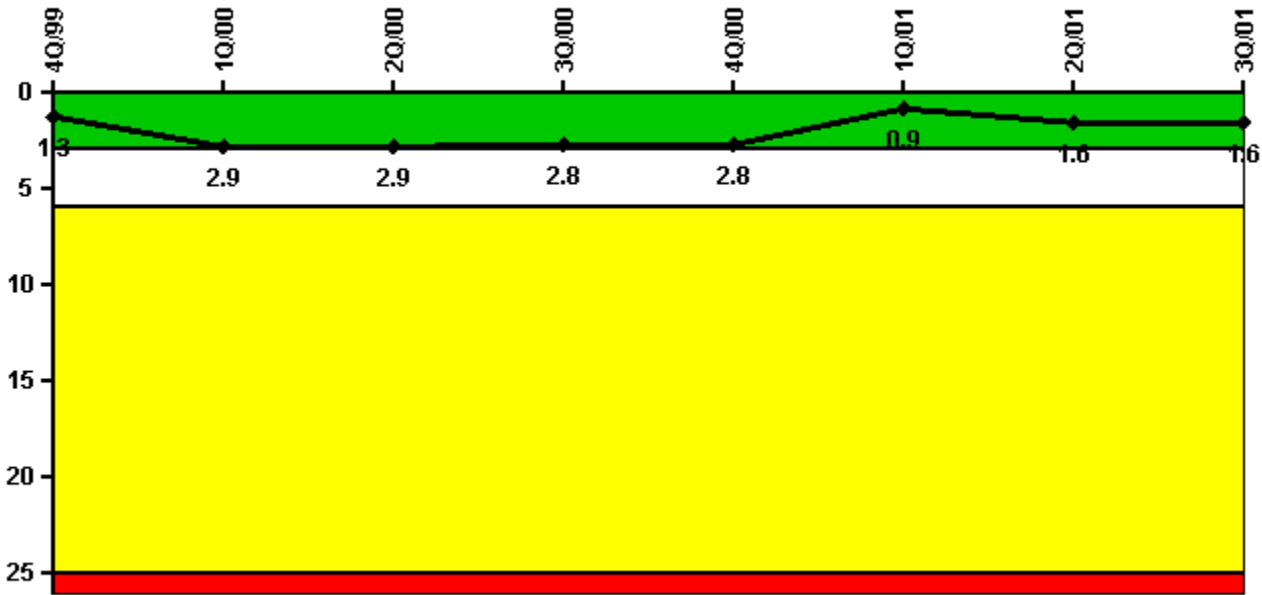


Millstone 2

3Q/2001 Performance Indicators

Licensee's General Comments: none

Unplanned Scrams per 7000 Critical Hrs



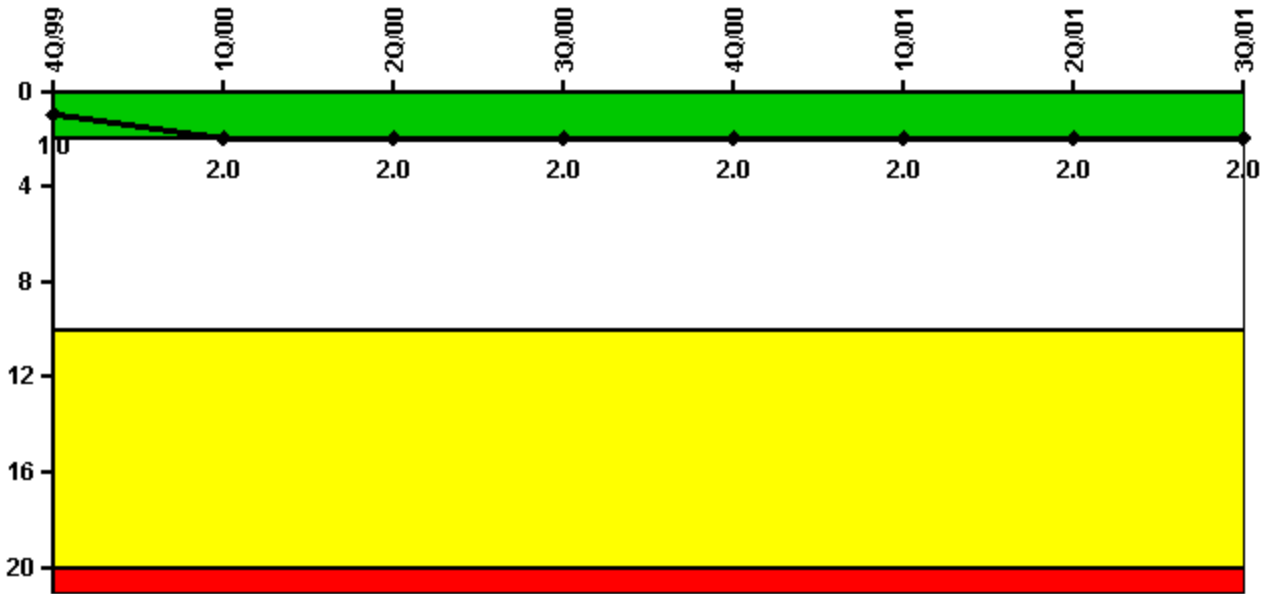
Thresholds: White > 3.0 Yellow > 6.0 Red > 25.0

Notes

Unplanned Scrams per 7000 Critical Hrs	4Q/99	1Q/00	2Q/00	3Q/00	4Q/00	1Q/01	2Q/01	3Q/01
Unplanned scrams	0	2.0	1.0	0	0	0	2.0	0
Critical hours	2209.0	1772.0	1264.3	2208.0	2209.0	2160.0	2079.2	2208.0
Indicator value	1.3	2.9	2.9	2.8	2.8	0.9	1.6	1.6

Licensee Comments: none

Scrams with Loss of Normal Heat Removal



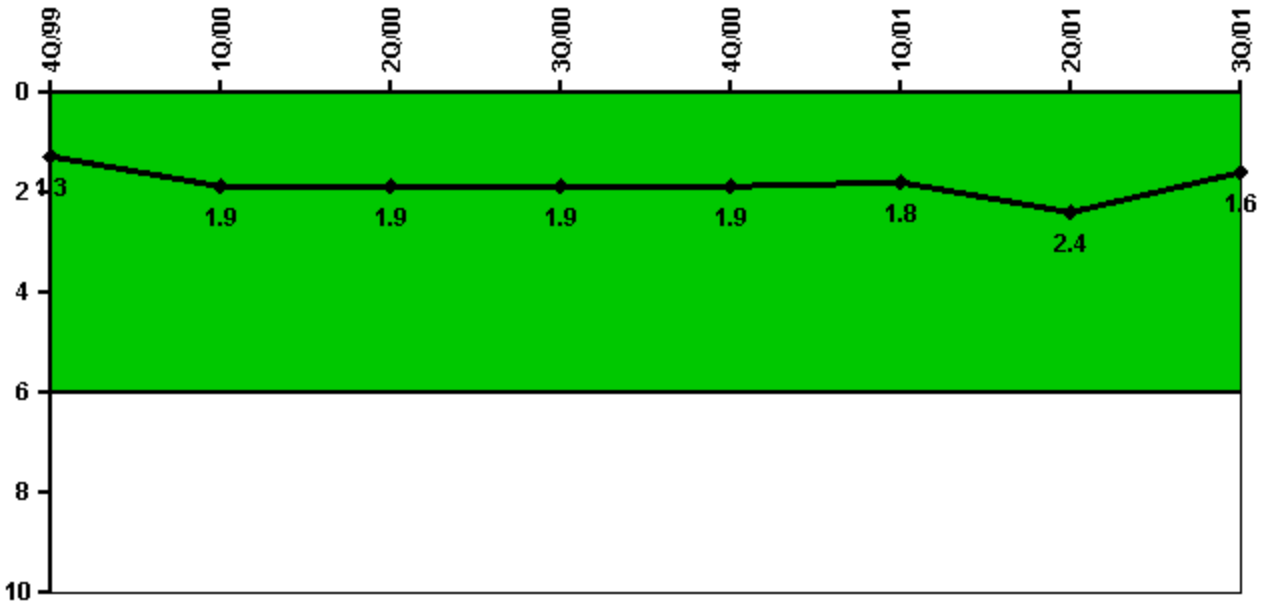
Thresholds: White > 2.0 Yellow > 10.0 Red > 20.0

Notes

Scrams with Loss of Normal Heat Removal	4Q/99	1Q/00	2Q/00	3Q/00	4Q/00	1Q/01	2Q/01	3Q/01
Scrams	0	1.0	0	0	0	0	0	0
Indicator value	1.0	2.0	2.0	2.0	2.0	2.0	2.0	2.0

Licensee Comments: none

Unplanned Power Changes per 7000 Critical Hrs



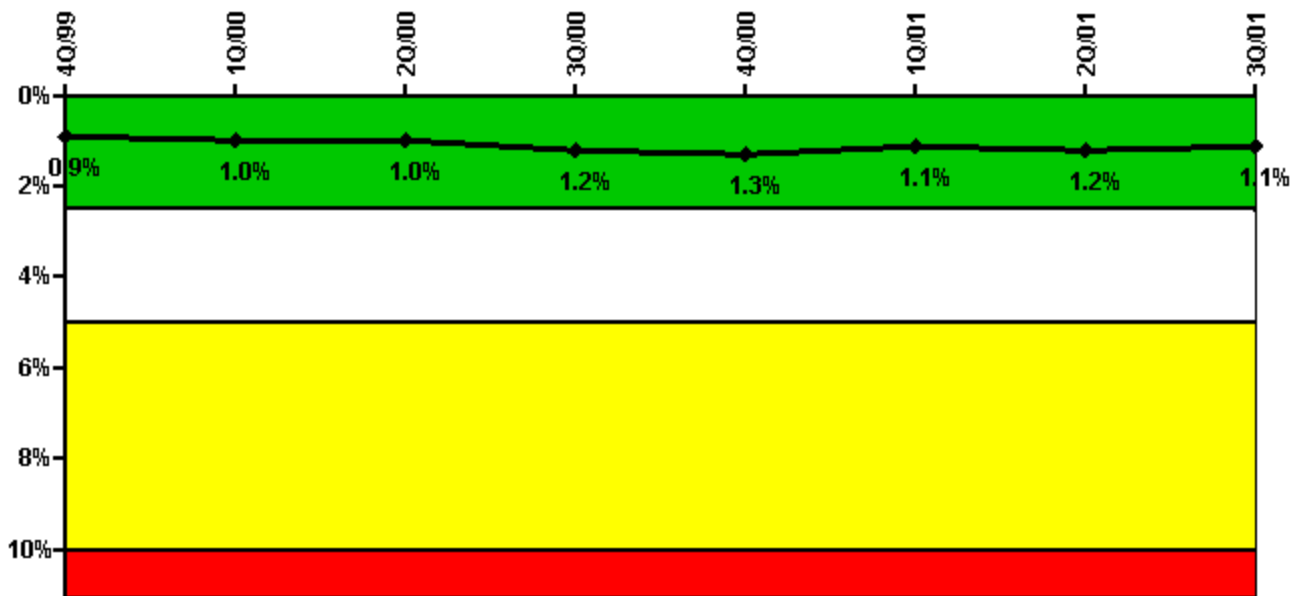
Thresholds: White > 6.0

Notes

Unplanned Power Changes per 7000 Critical Hrs	4Q/99	1Q/00	2Q/00	3Q/00	4Q/00	1Q/01	2Q/01	3Q/01
Unplanned power changes	0	1.0	0	1.0	0	1.0	1.0	0
Critical hours	2209.0	1772.0	1264.3	2208.0	2209.0	2160.0	2079.2	2208.0
Indicator value	1.3	1.9	1.9	1.9	1.9	1.8	2.4	1.6

Licensee Comments: none

Safety System Unavailability, Emergency AC Power



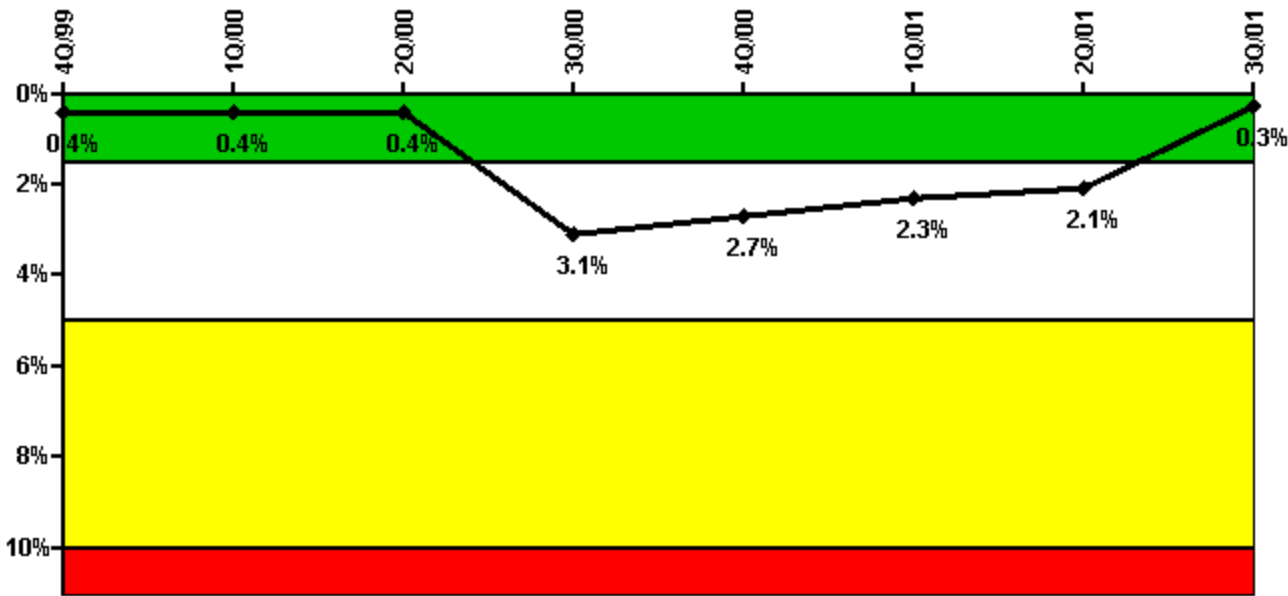
Thresholds: White > 2.5% Yellow > 5.0% Red > 10.0%

Notes

Safety System Unavailability, Emergency AC Power	4Q/99	1Q/00	2Q/00	3Q/00	4Q/00	1Q/01	2Q/01	3Q/01
Train 1								
Planned unavailable hours	32.12	37.00	6.93	29.75	19.88	8.39	16.60	1.57
Unplanned unavailable hours	0	0	0	0	6.57	1.02	8.49	2.57
Fault exposure hours	0	0	0	0	0	0	0	0
Effective Reset hours	0	0	0	0	0	0	0	0
Required hours	2209.00	2184.00	2183.00	2208.00	2209.00	2160.00	2183.00	2208.00
Train 2								
Planned unavailable hours	37.98	40.20	10.54	43.27	17.75	8.39	7.63	13.78
Unplanned unavailable hours	0	0	0.02	0	0	0	0	5.22
Fault exposure hours	0	0	0	0	0	0	0	0
Effective Reset hours	0	0	0	0	0	0	0	0
Required hours	2209.00	2184.00	2183.00	2208.00	2209.00	2160.00	2183.00	2208.00
Indicator value	0.9%	1.0%	1.0%	1.2%	1.3%	1.1%	1.2%	1.1%

Licensee Comments: none

Safety System Unavailability, High Pressure Injection System (HPSI)



Thresholds: White > 1.5% Yellow > 5.0% Red > 10.0%

Notes

Safety System Unavailability, High Pressure Injection System (HPSI)	4Q/99	1Q/00	2Q/00	3Q/00	4Q/00	1Q/01	2Q/01	3Q/01
Train 1								
Planned unavailable hours	6.81	11.32	7.01	3.74	3.62	0.06	7.68	1.93
Unplanned unavailable hours	0	0	0	0	0	0	0	0
Fault exposure hours	0	0	0	0	0	0	0	0
Effective Reset hours	0	0	0	0	0	0	0	0
Required hours	2209.00	1913.50	1648.40	2208.00	2209.00	2160.00	2183.00	2208.00
Train 2								
Planned unavailable hours	10.33	14.29	4.46	5.33	1.75	1.11	2.96	7.58
Unplanned unavailable hours	0	0	0	0	0	0	0	0
Fault exposure hours	0	0	0	654.20	0	0	0	0
Effective Reset hours	0	0	0	0	0	0	0	648.28
Required hours	2209.00	1913.50	1648.40	2208.00	2209.00	2160.00	2183.00	2208.00
Indicator value	0.4%	0.4%	0.4%	3.1%	2.7%	2.3%	2.1%	0.3%

Licensee Comments:

2Q/01: Minor corrections were made to system unavailable hours due to misinterpretation of the guide lines associated with taking credit for operator actions during valve stroking. Additionally, the hours the system is required were revised to be the actual hours the system is required by Tech Specs vs. the default hours (critical hours). These changes do not result in crossing the GREEN/WHITE threshold.

1Q/01: Minor corrections were made to system unavailable hours due to misinterpretation of the guide lines associated with taking credit for operator actions during valve stroking. This change does not result in crossing the GREEN/WHITE threshold.

4Q/00: Minor corrections were made to system unavailable hours due to misinterpretation of the guide lines associated with taking credit for operator actions during valve stroking. This change does not result in crossing the GREEN/WHITE threshold.

3Q/00: In accordance with the requirements of NEI 99-02 revision 2, the fault exposure hours were added back in to accommodate the fault exposure hour resetting process.

3Q/00: In accordance with the guidance in NEI 99-02 Fault Exposure Hours for the months of July and August 2000 were removed. Additionally, minor corrections were made to system unavailable hours due to misinterpretation of the guide lines associated with taking credit for operator actions during valve stroking. The removal of the Fault Exposure Hours returned the indicator to the GREEN performance band.

2Q/00: Minor corrections were made to system unavailable hours due to misinterpretation of the guide lines associated with taking credit for operator actions during valve stroking. Additionally, the hours the system is required were revised to be the actual hours the system is required by Tech Specs vs. the default hours (critical hours). These changes do not result in crossing the GREEN/WHITE threshold.

1Q/00: Minor corrections were made to system unavailable hours due to misinterpretation of the guide lines associated with taking credit for operator actions during valve stroking. Additionally, the hours the system is required were revised to be the actual hours the system is required by Tech Specs vs. the default hours (critical hours). These changes do not result in crossing the GREEN/WHITE threshold.

4Q/99: Minor corrections were made to system unavailable hours due to misinterpretation of the guide lines associated with taking credit for operator actions during valve stroking. This change does not result in crossing the GREEN/WHITE threshold.

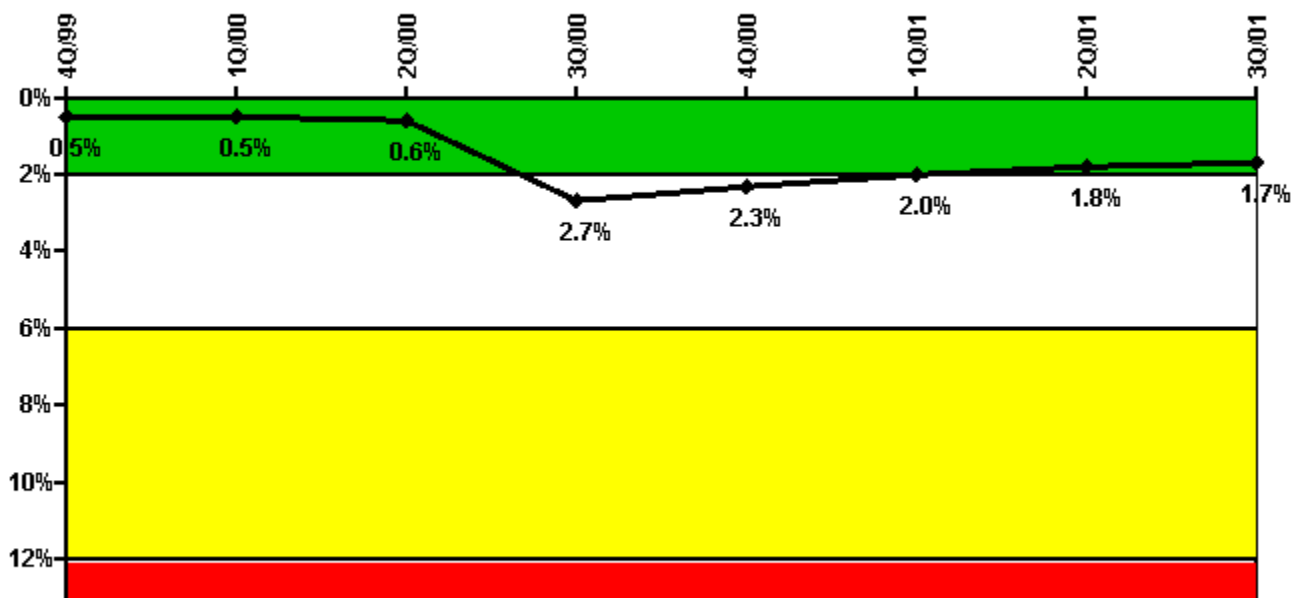
3Q/99: Minor corrections were made to system unavailable hours due to misinterpretation of the guide lines associated with taking credit for operator actions during valve stroking. This change does not result in crossing the GREEN/WHITE threshold.

2Q/99: Minor corrections were made to system unavailable hours due to misinterpretation of the guide lines associated with taking credit for operator actions during valve stroking. Additionally, the hours the system is required were revised to be the actual hours the system is required by Tech Specs vs. the default hours (critical hours). These changes do not result in crossing the GREEN/WHITE threshold.

Effective Reset Comments:

3Q/01: In accordance with the requirements of NEI 99-02 revision 2, the fault exposure hours were reset and the unplanned unavailable hours were added back in.

Safety System Unavailability, Heat Removal System (AFW)



Thresholds: White > 2.0% Yellow > 6.0% Red > 12.0%

Notes

Safety System Unavailability, Heat Removal System (AFW)	4Q/99	1Q/00	2Q/00	3Q/00	4Q/00	1Q/01	2Q/01	3Q/01
---	-------	-------	-------	-------	-------	-------	-------	-------

Safety System Unavailability, Residual Heat Removal System	4Q/99	1Q/00	2Q/00	3Q/00	4Q/00	1Q/01	2Q/01	3Q/01
Train 1								
Planned unavailable hours	3.84	29.35	23.18	8.01	4.38	5.31	12.68	7.46
Unplanned unavailable hours	0	0	0	0	0	0	0	0
Fault exposure hours	0	0	0	0	0	0	0	0
Effective Reset hours	0	0	0	0	0	0	0	0
Required hours	2209.00	1913.50	1333.00	2208.00	2209.00	2160.00	2183.00	2208.00
Train 2								
Planned unavailable hours	17.62	21.29	3.92	6.33	7.61	5.06	4.46	5.91
Unplanned unavailable hours	0	11.06	0	0	0	0	0	0
Fault exposure hours	0	0	0	0	0	0	0	0
Effective Reset hours	0	0	0	0	0	0	0	0
Required hours	2209.00	1913.50	1333.00	2208.00	2209.00	2160.00	2183.00	2208.00
Train 3								
Planned unavailable hours	3.84	0	0	0	0	0	0	0
Unplanned unavailable hours	0	0	0	0	0	0	0	0
Fault exposure hours	0	0	0	0	0	0	0	0
Effective Reset hours	0	0	0	0	0	0	0	0
Required hours	2209.00	269.00	826.00	0	0	0	0	0
Train 4								
Planned unavailable hours	17.62	0	0	0	0	0	0	0
Unplanned unavailable hours	0	0	0	0	0	0	0	0
Fault exposure hours	0	0	0	0	0	0	0	0
Effective Reset hours	0	0	0	0	0	0	0	0
Required hours	2209.00	269.00	826.00	0	0	0	0	0
Indicator value	0.1%	0.2%	0.2%	0.2%	0.3%	0.3%	0.3%	0.3%

Licensee Comments:

2Q/01: Corrections were made to system unavailable hours due to misinterpretation of the guide lines associated with the hours the system is required. The required hours were revised to be the actual hours the system is required by Tech Specs vs. the default hours (critical hours). Minor corrections were made to system unavailable hours due to misinterpretation of the guide lines associated with taking credit for operator actions during valve stroking. This change does not result in crossing the GREEN/WHITE threshold.

1Q/01: Minor corrections were made to system unavailable hours due to misinterpretation of the guide lines associated with taking credit for operator actions during valve stroking. This change does not result in crossing the GREEN/WHITE threshold.

4Q/00: Minor corrections were made to system unavailable hours due to misinterpretation of the guide lines associated with taking credit for operator actions during valve stroking. This change does not result in crossing the GREEN/WHITE threshold.

3Q/00: Minor corrections were made to system unavailable hours due to misinterpretation of the guide lines associated with taking credit for operator actions during valve stroking. This change does not result in crossing the GREEN/WHITE threshold.

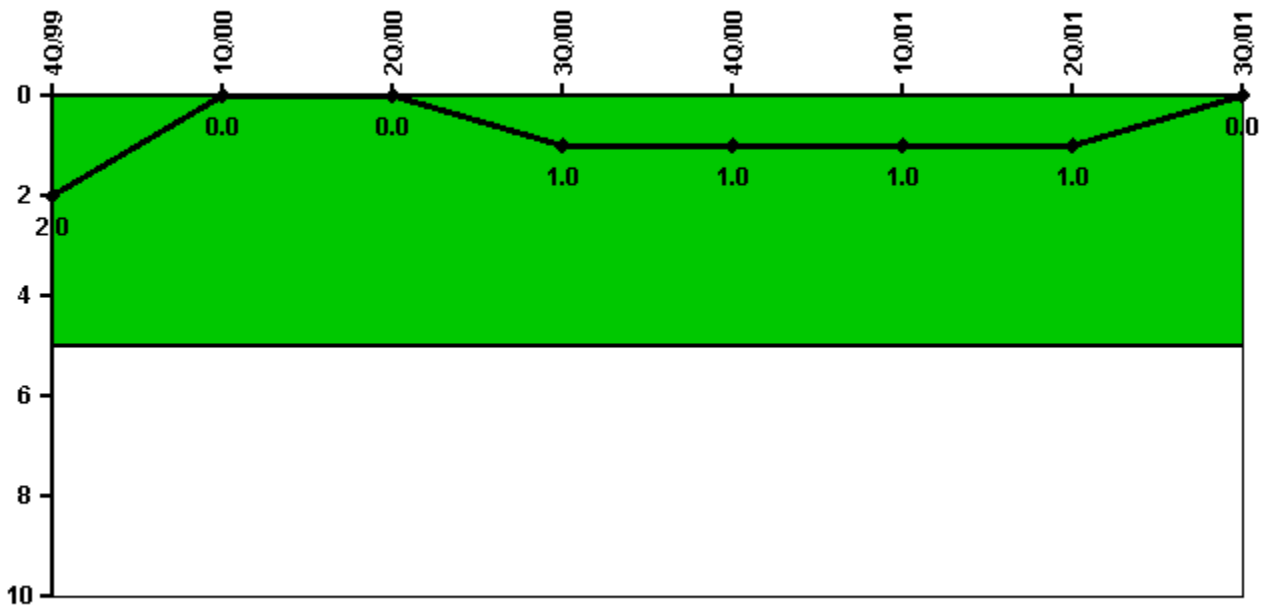
2Q/00: Corrections were made to system unavailable hours due to misinterpretation of the guide lines associated with the hours the system is required. The required hours were revised to be the actual hours the system is required by Tech Specs vs. the default hours (critical hours). Minor corrections were made to system unavailable hours due to misinterpretation of the guide lines associated with taking credit for operator actions during valve stroking. This change does not result in crossing the GREEN/WHITE threshold.

1Q/00: Corrections were made to system unavailable hours due to misinterpretation of the guide lines associated with the hours the system is required. The required hours were revised to be the actual hours the system is required by Tech Specs vs. the default hours (critical hours). Minor corrections were made to system unavailable hours due to misinterpretation of the guide lines associated with taking credit for operator actions during valve stroking. This change does not result in crossing the GREEN/WHITE threshold.

3Q/99: Minor corrections were made to system unavailable hours due to misinterpretation of the guide lines associated with taking credit for operator actions during valve stroking. This change does not result in crossing the GREEN/WHITE threshold.

2Q/99: Minor corrections were made to system unavailable hours due to misinterpretation of the guide lines associated with taking credit for operator actions during valve stroking. This change does not result in crossing the GREEN/WHITE threshold.

Safety System Functional Failures (PWR)



Thresholds: White > 5.0

Notes

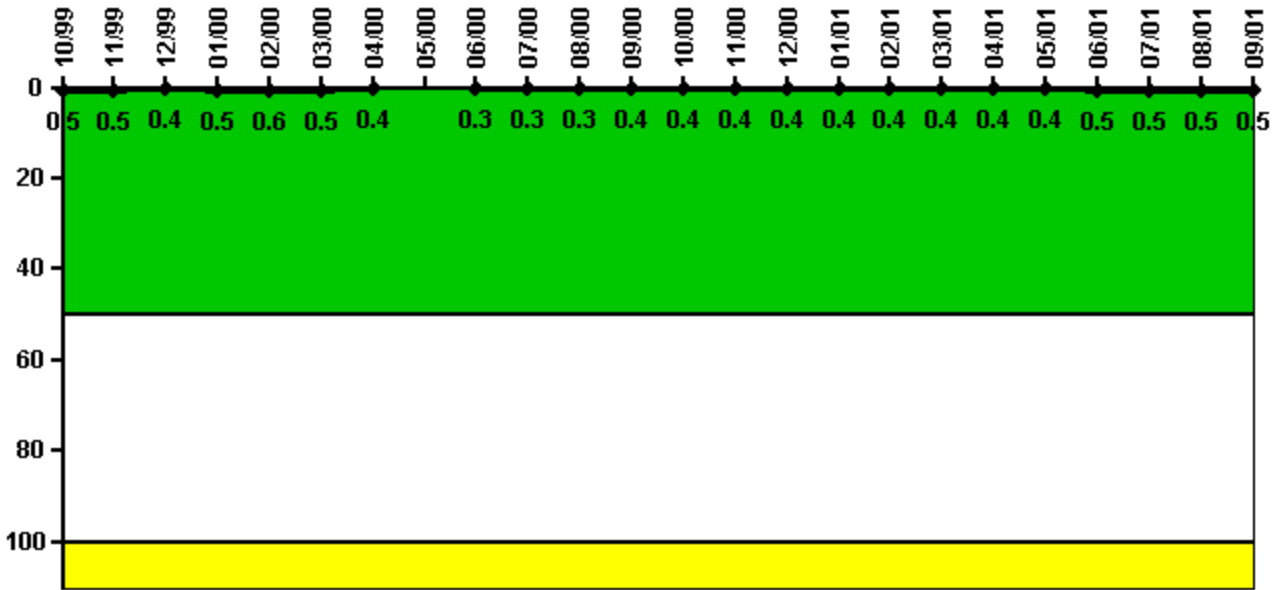
Safety System Functional Failures (PWR)	4Q/99	1Q/00	2Q/00	3Q/00	4Q/00	1Q/01	2Q/01	3Q/01
Safety System Functional Failures	0	0	0	1	0	0	0	0
Indicator value	2	0	0	1	1	1	1	0

Licensee Comments:

3Q/00: The data point for April 2000 was moved to August 2000. This change conforms with the NEI guideline which requires events to be counted in the month that they were reported. Event was previously counted in the month it occurred. This change does not result in crossing the GREEN/WHITE threshold.

2Q/00: The data point for April 2000 was moved to August 2000. This change conforms with the NEI guideline which requires events to be counted in the month that they were reported. Event was previously counted in the month it occurred. This change does not result in crossing the GREEN/WHITE threshold.

Reactor Coolant System Activity



Thresholds: White > 50.0 Yellow > 100.0

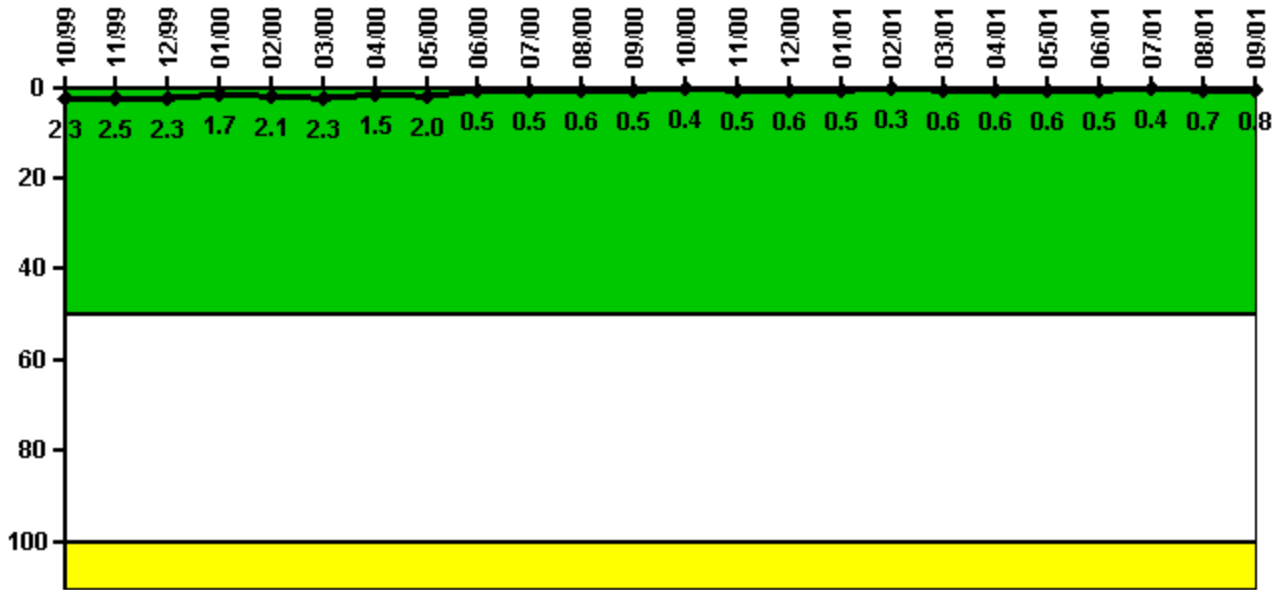
Notes

Reactor Coolant System Activity	10/99	11/99	12/99	1/00	2/00	3/00	4/00	5/00	6/00	7/00	8/00	9/00
Maximum activity	0.004580	0.004580	0.004460	0.005470	0.005510	0.005260	0.003990	N/A	0.002960	0.003260	0.003190	0.003530
Technical specification limit	1.0	1.0	1.0	1.0	1.0	1.0	1.0	1.0	1.0	1.0	1.0	1.0
Indicator value	0.5	0.5	0.4	0.5	0.6	0.5	0.4	N/A	0.3	0.3	0.3	0.4

Reactor Coolant System Activity	10/00	11/00	12/00	1/01	2/01	3/01	4/01	5/01	6/01	7/01	8/01	9/01
Maximum activity	0.003800	0.003700	0.004310	0.003910	0.004290	0.004000	0.004110	0.004440	0.004520	0.004500	0.004680	0.004890
Technical specification limit	1.0	1.0	1.0	1.0	1.0	1.0	1.0	1.0	1.0	1.0	1.0	1.0
Indicator value	0.4	0.4	0.4	0.4	0.4	0.4	0.4	0.4	0.5	0.5	0.5	0.5

Licensee Comments: none

Reactor Coolant System Leakage



Thresholds: White > 50.0 Yellow > 100.0

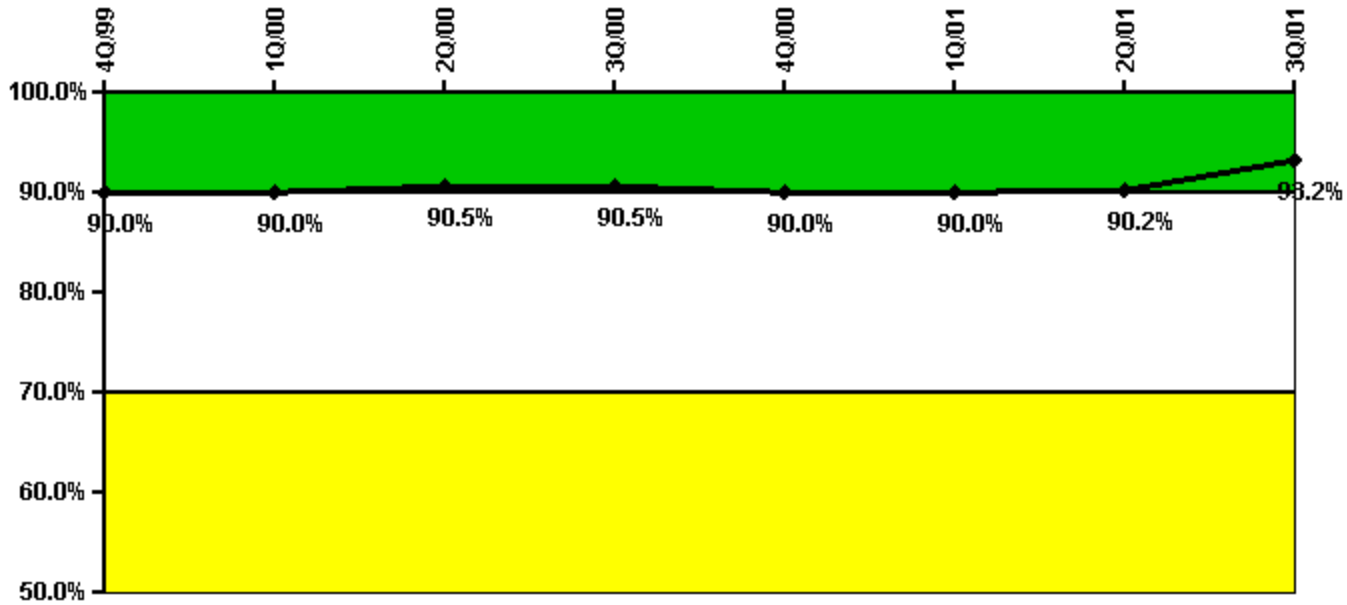
Notes

Reactor Coolant System Leakage	10/99	11/99	12/99	1/00	2/00	3/00	4/00	5/00	6/00	7/00	8/00	9/00
Maximum leakage	0.230	0.250	0.230	0.170	0.210	0.230	0.150	0.198	0.051	0.050	0.059	0.047
Technical specification limit	10.0	10.0	10.0	10.0	10.0	10.0	10.0	10.0	10.0	10.0	10.0	10.0
Indicator value	2.3	2.5	2.3	1.7	2.1	2.3	1.5	2.0	0.5	0.5	0.6	0.5

Reactor Coolant System Leakage	10/00	11/00	12/00	1/01	2/01	3/01	4/01	5/01	6/01	7/01	8/01	9/01
Maximum leakage	0.040	0.053	0.055	0.048	0.025	0.062	0.060	0.056	0.050	0.035	0.068	0.077
Technical specification limit	10.0	10.0	10.0	10.0	10.0	10.0	10.0	10.0	10.0	10.0	10.0	10.0
Indicator value	0.4	0.5	0.6	0.5	0.3	0.6	0.6	0.6	0.5	0.4	0.7	0.8

Licensee Comments: none

Drill/Exercise Performance



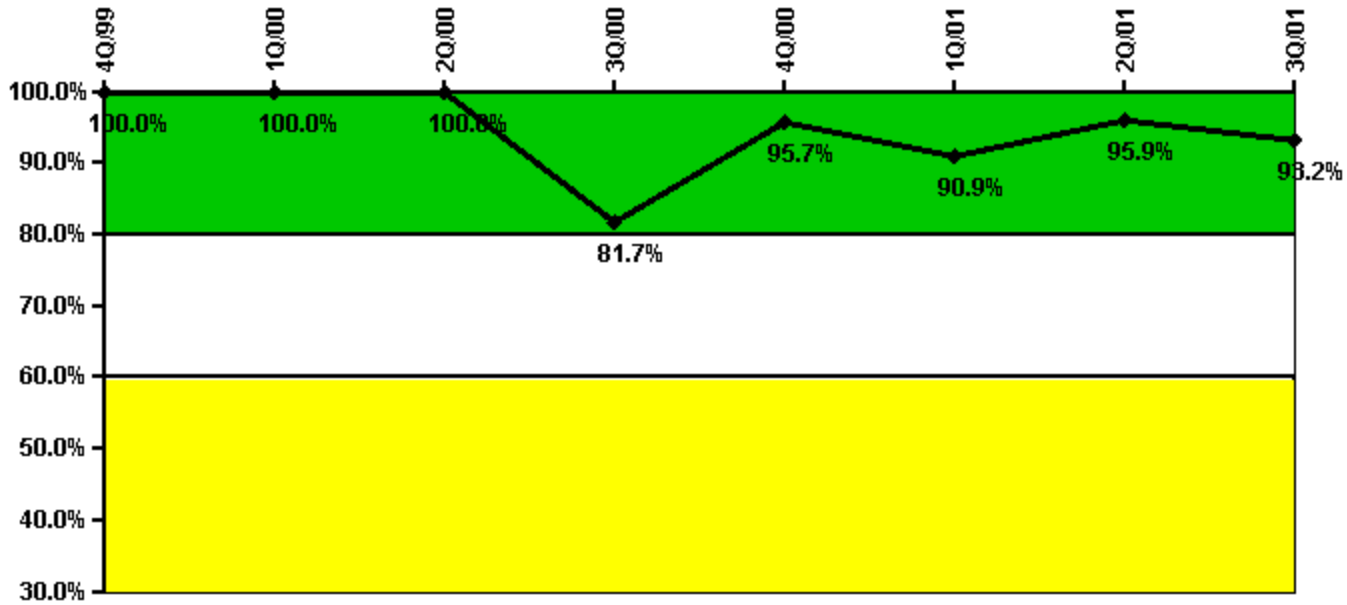
Thresholds: White < 90.0% Yellow < 70.0%

Notes

Drill/Exercise Performance	4Q/99	1Q/00	2Q/00	3Q/00	4Q/00	1Q/01	2Q/01	3Q/01
Successful opportunities	12.0	27.0	14.0	0	11.0	0	41.0	18.0
Total opportunities	14.0	28.0	14.0	0	12.0	0	45.0	19.0
Indicator value	90.0%	90.0%	90.5%	90.5%	90.0%	90.0%	90.2%	93.2%

Licensee Comments: none

ERO Drill Participation



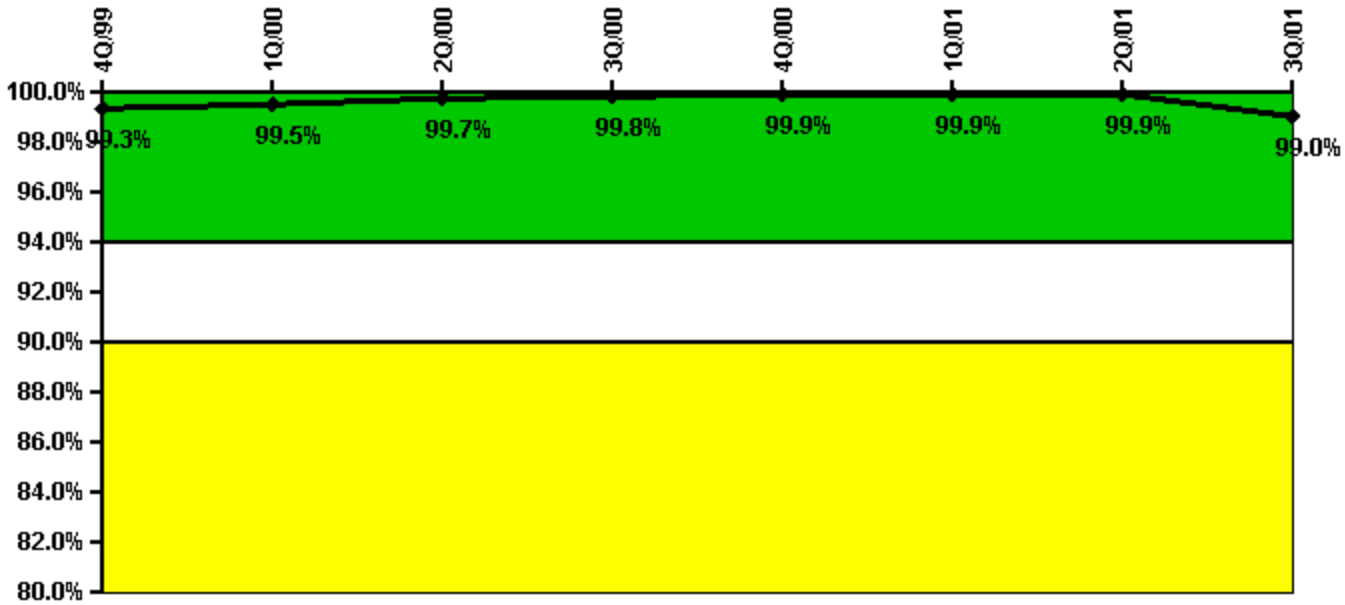
Thresholds: White < 80.0% Yellow < 60.0%

Notes

ERO Drill Participation	4Q/99	1Q/00	2Q/00	3Q/00	4Q/00	1Q/01	2Q/01	3Q/01
Participating Key personnel	74.0	76.0	55.0	58.0	66.0	60.0	71.0	68.0
Total Key personnel	74.0	76.0	55.0	71.0	69.0	66.0	74.0	73.0
Indicator value	100.0%	100.0%	100.0%	81.7%	95.7%	90.9%	95.9%	93.2%

Licensee Comments: none

Alert & Notification System



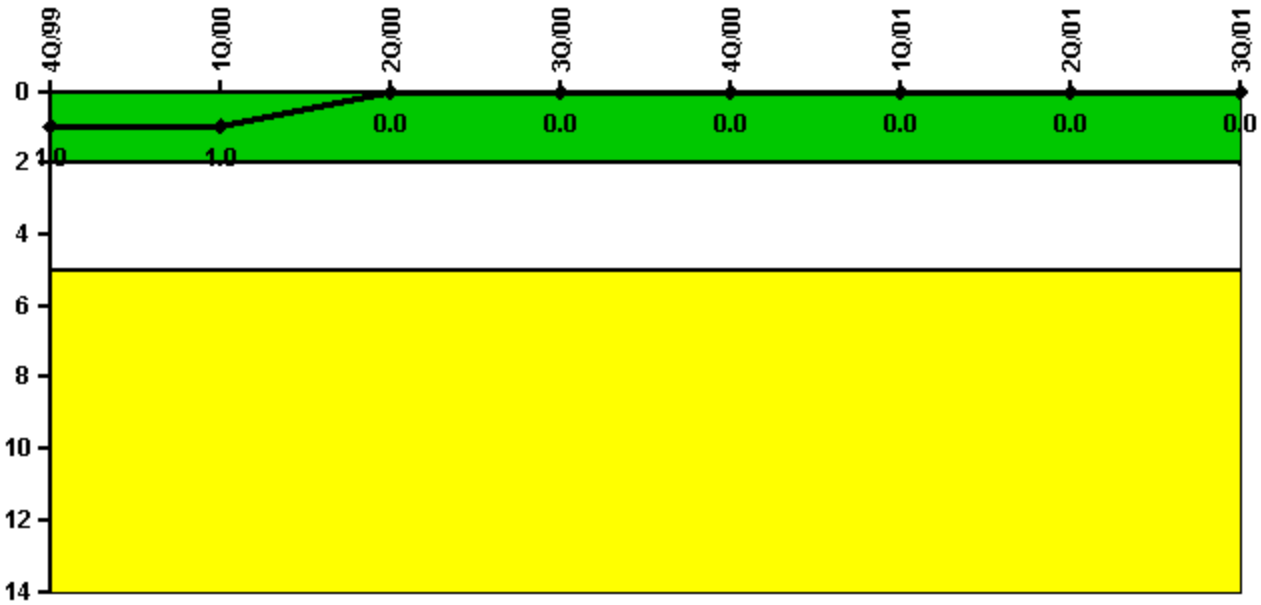
Thresholds: White < 94.0% Yellow < 90.0%

Notes

Alert & Notification System	4Q/99	1Q/00	2Q/00	3Q/00	4Q/00	1Q/01	2Q/01	3Q/01
Successful siren-tests	335	304	308	308	474	314	316	463
Total sirens-tests	336	306	308	308	474	316	316	477
Indicator value	99.3%	99.5%	99.7%	99.8%	99.9%	99.9%	99.9%	99.0%

Licensee Comments: none

Occupational Exposure Control Effectiveness



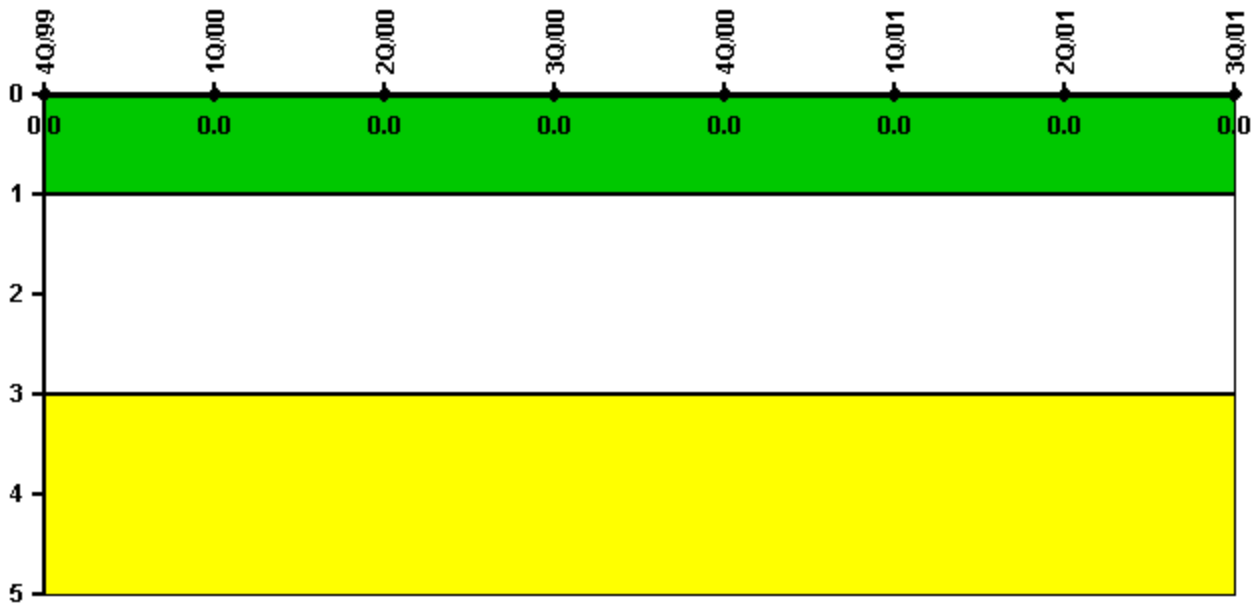
Thresholds: White > 2.0 Yellow > 5.0

Notes

Occupational Exposure Control Effectiveness	4Q/99	1Q/00	2Q/00	3Q/00	4Q/00	1Q/01	2Q/01	3Q/01
High radiation area occurrences	0	0	0	0	0	0	0	0
Very high radiation area occurrences	0	0	0	0	0	0	0	0
Unintended exposure occurrences	0	0	0	0	0	0	0	0
Indicator value	1	1	0	0	0	0	0	0

Licensee Comments: none

RETS/ODCM Radiological Effluent



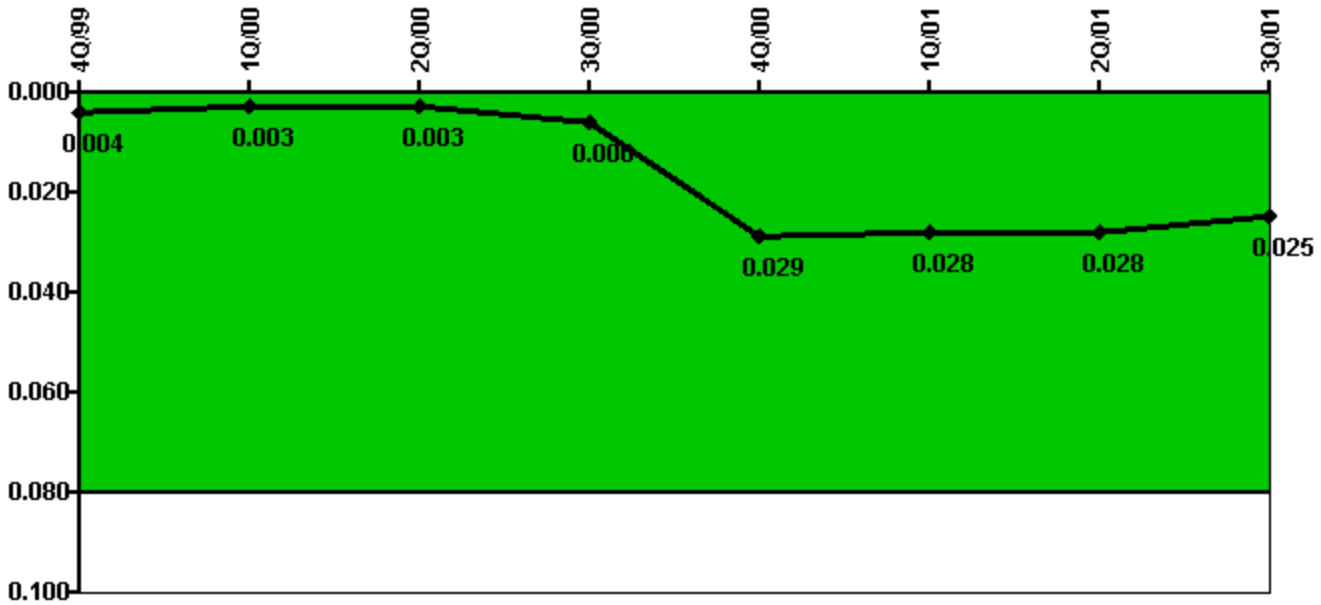
Thresholds: White > 1.0 Yellow > 3.0

Notes

RETS/ODCM Radiological Effluent	4Q/99	1Q/00	2Q/00	3Q/00	4Q/00	1Q/01	2Q/01	3Q/01
RETS/ODCM occurrences	0	0	0	0	0	0	0	0
Indicator value	0	0	0	0	0	0	0	0

Licensee Comments: none

Protected Area Security Performance Index



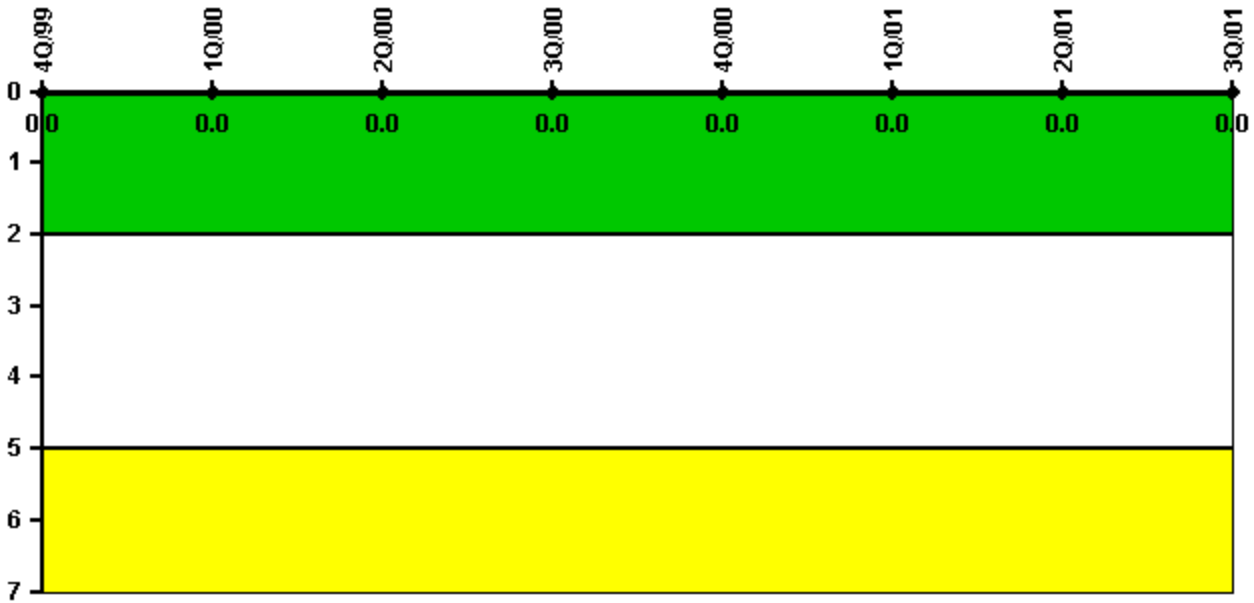
Thresholds: White > 0.080

Notes

Protected Area Security Performance Index	4Q/99	1Q/00	2Q/00	3Q/00	4Q/00	1Q/01	2Q/01	3Q/01
IDS compensatory hours	17.70	29.10	15.10	134.00	1037.00	0	28.70	1.50
CCTV compensatory hours	0.5	0	29.1	12.9	0	10.5	0	0
IDS normalization factor	2.55	2.55	2.50	2.50	2.50	2.50	2.50	2.50
CCTV normalization factor	2.1	2.1	2.1	2.1	2.1	2.1	2.1	2.1
Index Value	0.004	0.003	0.003	0.006	0.029	0.028	0.028	0.025

Licensee Comments: none

Personnel Screening Program



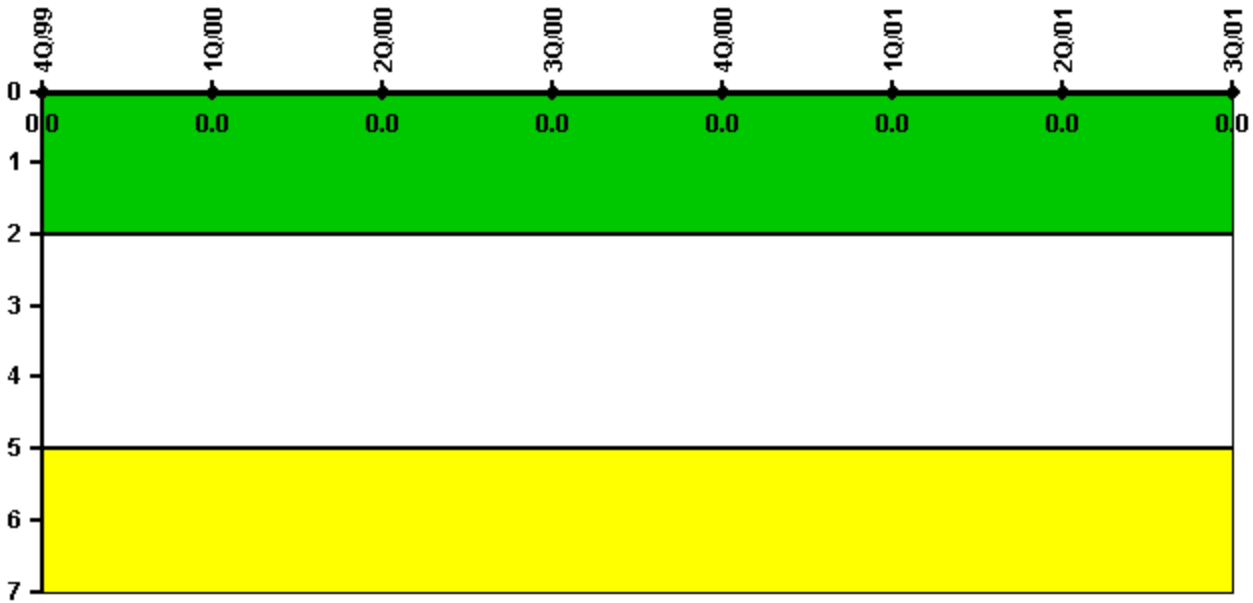
Thresholds: White > 2.0 Yellow > 5.0

Notes

Personnel Screening Program	4Q/99	1Q/00	2Q/00	3Q/00	4Q/00	1Q/01	2Q/01	3Q/01
Program failures	0	0	0	0	0	0	0	0
Indicator value	0	0	0	0	0	0	0	0

Licensee Comments: none

FFD/Personnel Reliability



Thresholds: White > 2.0 Yellow > 5.0

Notes

FFD/Personnel Reliability	4Q/99	1Q/00	2Q/00	3Q/00	4Q/00	1Q/01	2Q/01	3Q/01
Program Failures	0	0	0	0	0	0	0	0
Indicator value	0	0	0	0	0	0	0	0

Licensee Comments: none

▲ [PI Summary](#) | [Inspection Findings Summary](#) | [Action Matrix Summary](#) | [Reactor Oversight Process](#)

Last Modified: March 26, 2002