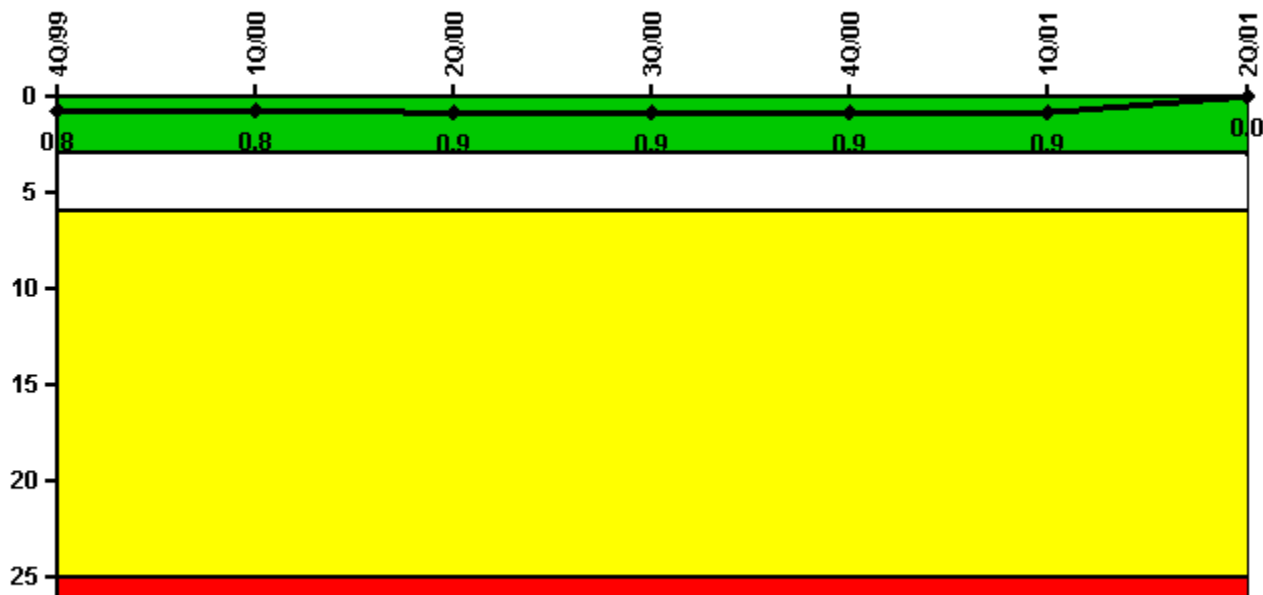


Fermi 2

2Q/2001 Performance Indicators

Licensee's General Comments: none

Unplanned Scrams per 7000 Critical Hrs



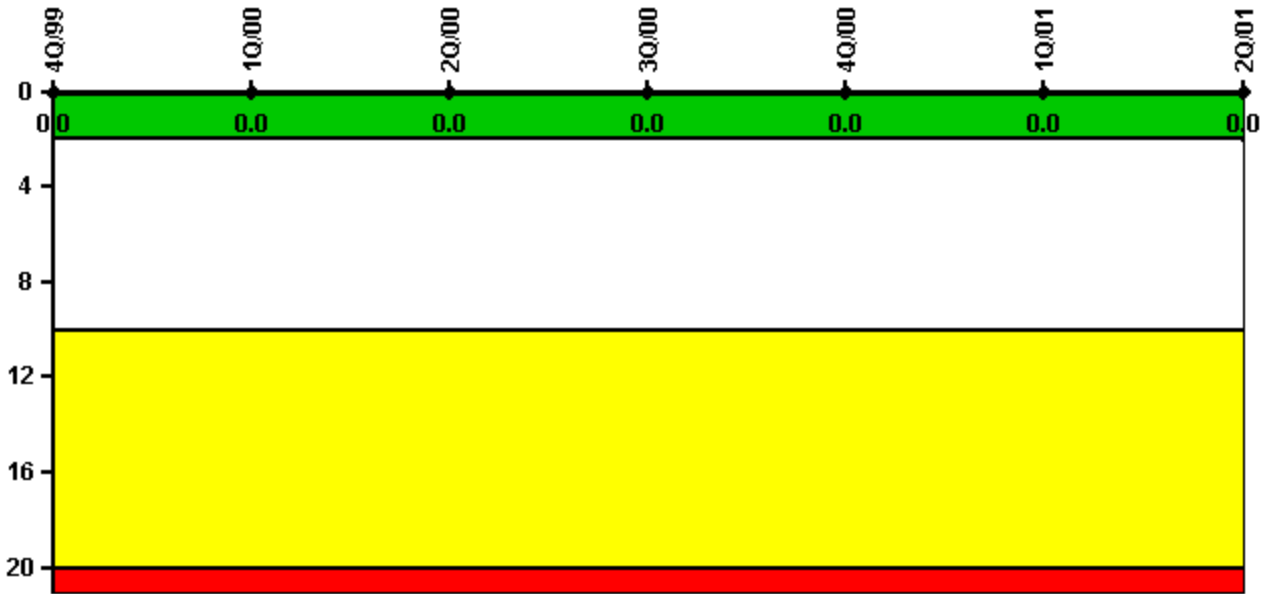
Thresholds: White > 3.0 Yellow > 6.0 Red > 25.0

Notes

Unplanned Scrams per 7000 Critical Hrs	4Q/99	1Q/00	2Q/00	3Q/00	4Q/00	1Q/01	2Q/01
Unplanned scrams	0	0	1.0	0	0	0	0
Critical hours	2209.0	2184.0	1095.6	2208.0	2209.0	2160.0	2152.4
Indicator value	0.8	0.8	0.9	0.9	0.9	0.9	0

Licensee Comments: none

Scrams with Loss of Normal Heat Removal



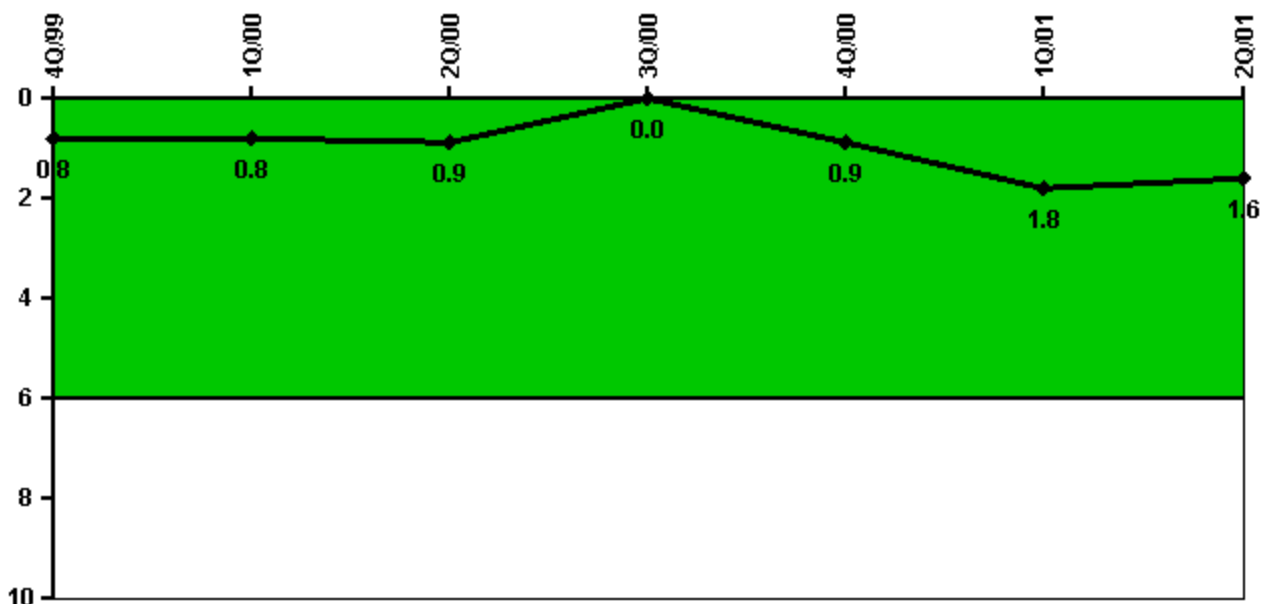
Thresholds: White > 2.0 Yellow > 10.0 Red > 20.0

Notes

Scrams with Loss of Normal Heat Removal	4Q/99	1Q/00	2Q/00	3Q/00	4Q/00	1Q/01	2Q/01
Scrams	0	0	0	0	0	0	0
Indicator value	0	0	0	0	0	0	0

Licensee Comments: none

Unplanned Power Changes per 7000 Critical Hrs



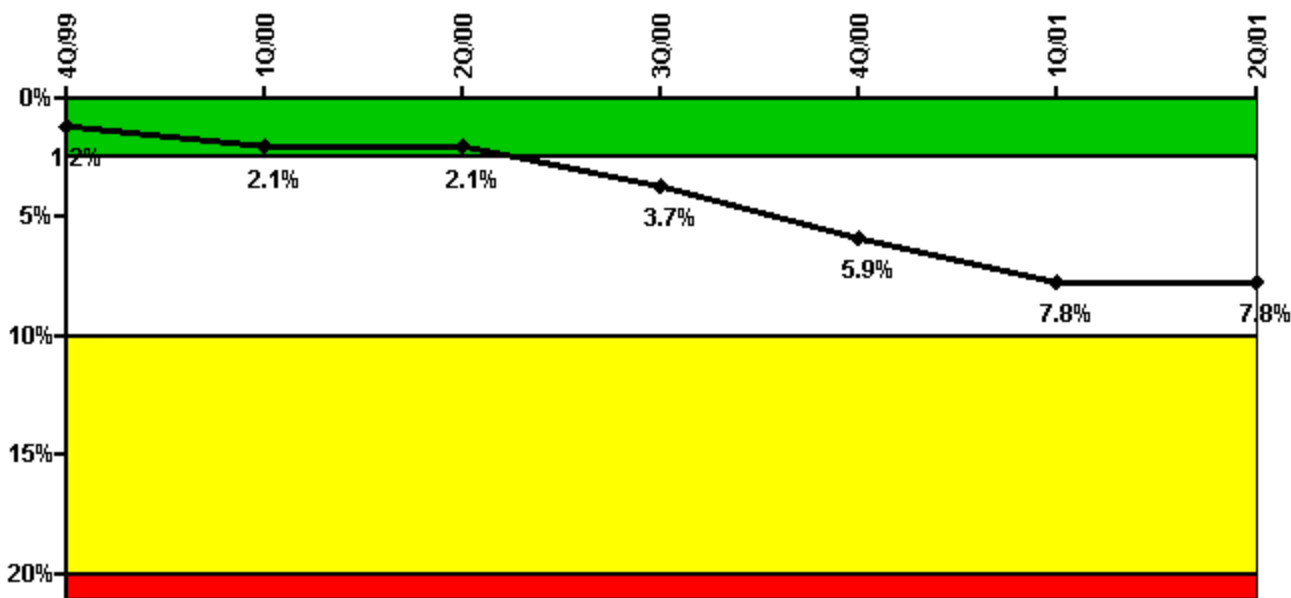
Thresholds: White > 6.0

Notes

Unplanned Power Changes per 7000 Critical Hrs	4Q/99	1Q/00	2Q/00	3Q/00	4Q/00	1Q/01	2Q/01
Unplanned power changes	0	0	0	0	1.0	1.0	0
Critical hours	2209.0	2184.0	1095.6	2208.0	2209.0	2160.0	2152.4
Indicator value	0.8	0.8	0.9	0	0.9	1.8	1.6

Licensee Comments: none

Safety System Unavailability, Emergency AC Power, >2EDG



Thresholds: White > 2.5% Yellow > 10.0% Red > 20.0%

Notes

Safety System Unavailability, Emergency AC Power, >2EDG	4Q/99	1Q/00	2Q/00	3Q/00	4Q/00	1Q/01	2Q/01
Train 1							
Planned unavailable hours	8.51	63.03	3.43	9.79	42.19	3.47	7.86
Unplanned unavailable hours	0	0	0	0	0	0	0.82
Fault exposure hours	0	667.88	32.88	0	0	0	0
Effective Reset hours	0	0	0	0	0	0	0
Required hours	2209.00	2184.00	2183.00	2208.00	2209.00	2160.00	2183.00
Train 2							
Planned unavailable hours	10.85	60.73	1.08	5.05	52.24	4.40	11.38
Unplanned unavailable hours	0	4.80	0	0	0	0	0.57
Fault exposure hours	0	0	0	0	0	0	0
Effective Reset hours	0	0	0	0	0	0	0
Required hours	2209.00	2184.00	2183.00	2208.00	2209.00	2160.00	2183.00
Train 3							
Planned unavailable hours	5.91	87.41	5.58	6.49	42.56	4.46	3.32
Unplanned unavailable hours	0	0	0	0	0	0	10.60
Fault exposure hours	0	0	0	0	0	0	0
Effective Reset hours	0	0	0	0	0	0	0
Required hours	2209.00	2184.00	2183.00	2208.00	2209.00	2160.00	2183.00
Train 4							
Planned unavailable hours	6.33	84.73	9.03	0	0	0	10.78
Unplanned unavailable hours	14.12	0	0	0	0	192.50	20.70
Fault exposure hours	0	0	0	2057.85	2209.00	1918.15	0
Effective Reset hours	0	0	0	378.10	0	0	0
Required hours	2209.00	2184.00	2183.00	2208.00	2209.00	2160.00	2183.00
Indicator value	1.2%	2.1%	2.1%	3.7%	5.9%	7.8%	7.8%

Licensee Comments:

2Q/01: June 2000 Train 4 required hours changed from 719 to 720 to correct minor discrepancy noted during data audit. The change does not affect the value of the Performance Indicator.

2Q/00: 2Q2000-Emergency Diesel Generator 11 {Train 1} Fault Exposure Hours added due to generator bearing oil viscosity found out of tolerance on 4/11/2000. Condition existed since 3/4/2000, 1Q2000 data also revised. Changes did not result in a threshold color change.

1Q/98: WANO Performance Indicator Program data submitted in accordance with NEI 99-02 Draft Rev. D

Effective Reset Comments:

3Q/00: Previously reset fault exposure hours reset under process defined in RIS 2001-23 and NEI 99-02 Revision 2.

Safety System Unavailability, High Pressure Injection System (HPCI)



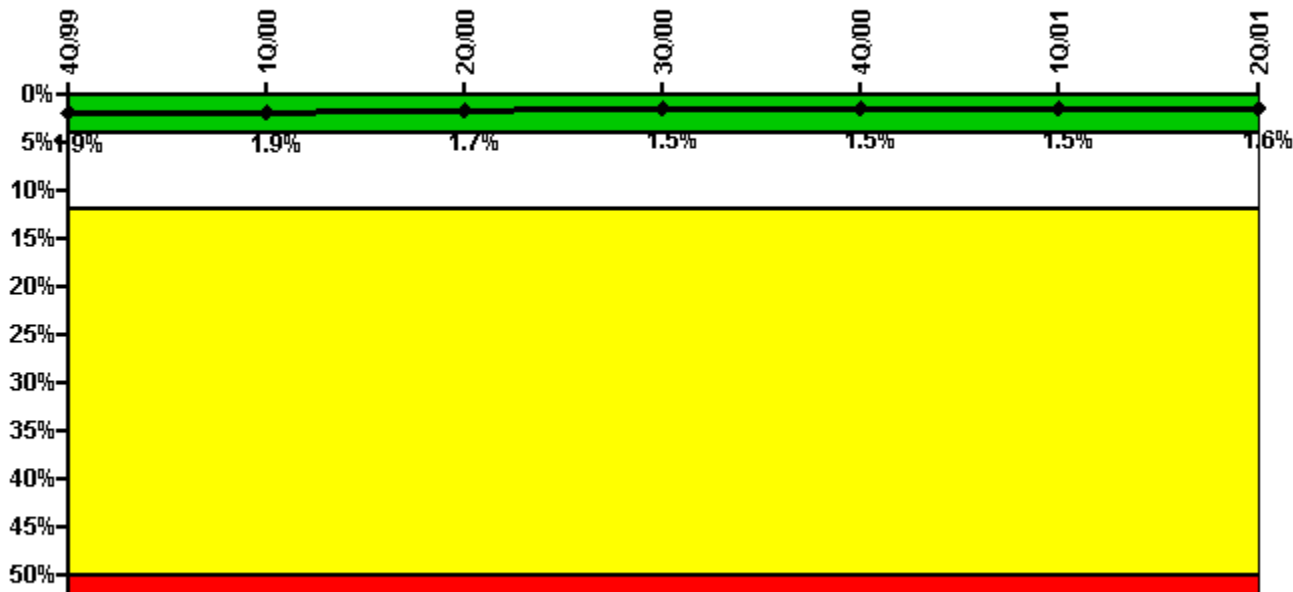
Thresholds: White > 4.0% Yellow > 12.0% Red > 50.0%

Notes

Safety System Unavailability, High Pressure Injection System (HPCI)	4Q/99	1Q/00	2Q/00	3Q/00	4Q/00	1Q/01	2Q/01
Train 1							
Planned unavailable hours	9.12	128.19	9.07	9.47	11.25	70.02	14.88
Unplanned unavailable hours	0	0.60	0	0	0	27.53	27.33
Fault exposure hours	0	0	0	0	0	0	0
Effective Reset hours	0	0	0	0	0	0	0
Required hours	2209.00	2184.00	1095.55	2208.00	2209.00	2160.00	2152.40
Indicator value	3.6%	2.5%	2.3%	2.0%	2.0%	2.3%	2.1%

Licensee Comments: none

Safety System Unavailability, Heat Removal System (RCIC)



Thresholds: White > 4.0% Yellow > 12.0% Red > 50.0%

Notes

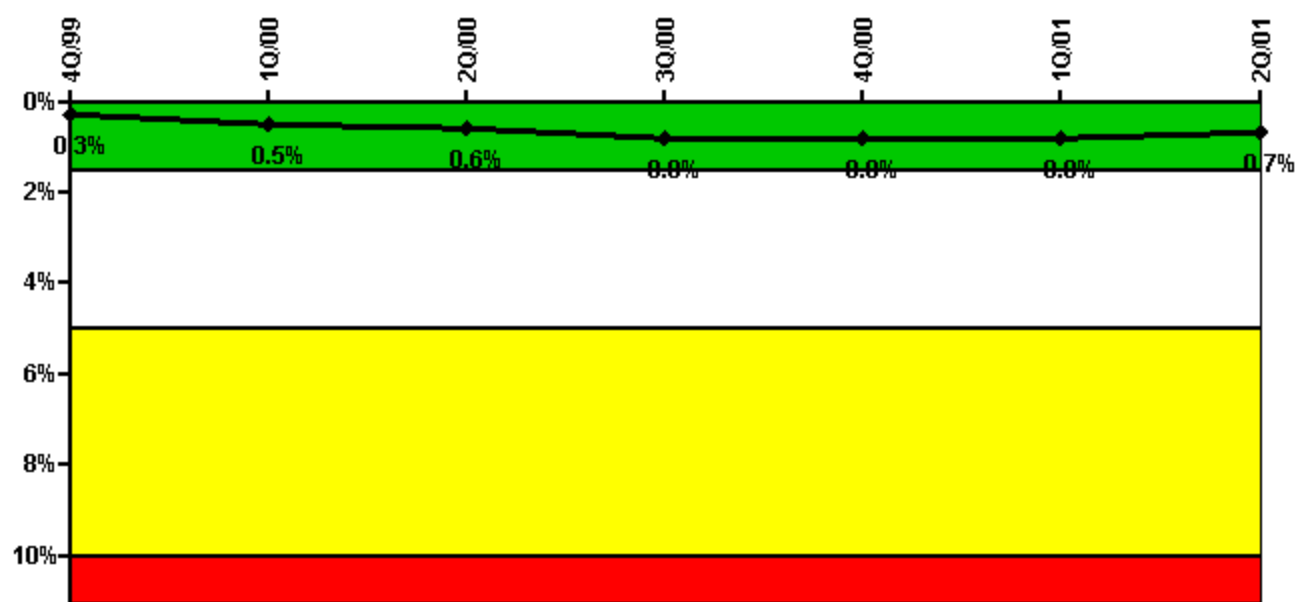
Safety System Unavailability, Heat Removal System (RCIC)	4Q/99	1Q/00	2Q/00	3Q/00	4Q/00	1Q/01	2Q/01
Train 1							
Planned unavailable hours	10.50	33.60	5.27	4.13	7.90	1.70	8.50
Unplanned unavailable hours	0	9.70	0.40	0	0	9.10	59.10
Fault exposure hours	0	0	0	0	0	0	0
Effective Reset hours	0	0	0	0	0	0	0
Required hours	2209.00	2184.00	1095.55	2208.00	2209.00	2160.00	2152.40
Indicator value	1.9%	1.9%	1.7%	1.5%	1.5%	1.5%	1.6%

Licensee Comments:

2Q/01: June 2000 Planned Unavailable hours changed from 2.7 to 3.7 to correct minor discrepancy noted during data review. The change does not affect the value of the Performance Indicator.

2Q/00: 2Q2000 - RCIC planned and unplanned hours for March 2000 revised to reflect changes resulting from system engineering review of unavailability. Changes did not result in a threshold color change.

Safety System Unavailability, Residual Heat Removal System



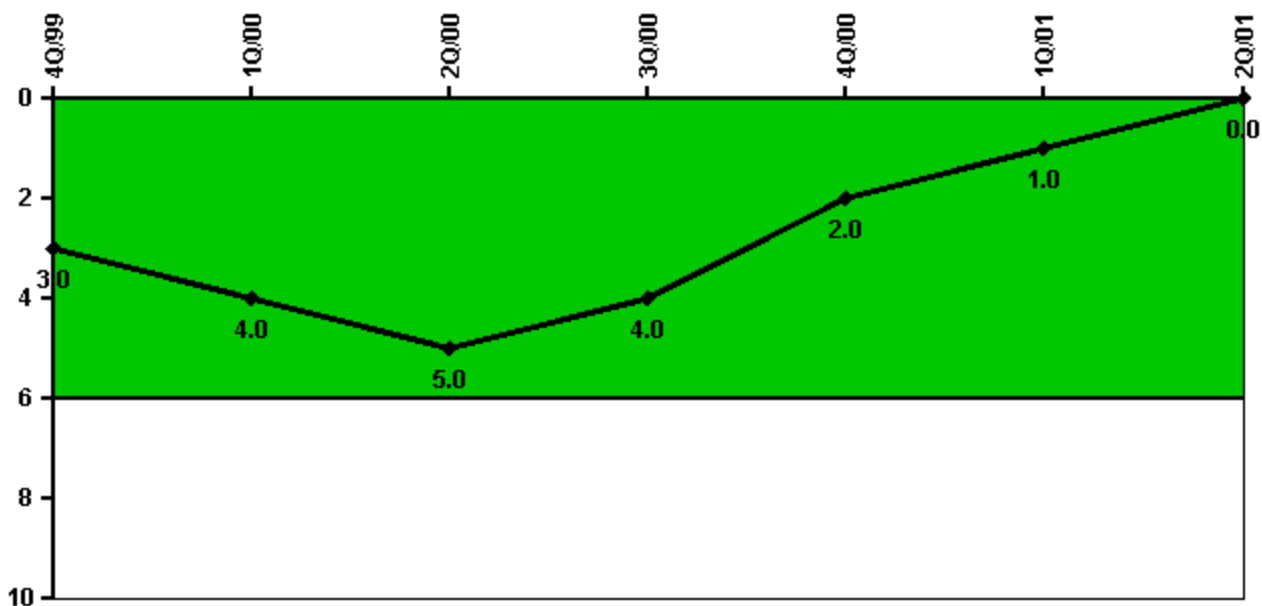
Thresholds: White > 1.5% Yellow > 5.0% Red > 10.0%

Notes

Safety System Unavailability, Residual Heat Removal System	4Q/99	1Q/00	2Q/00	3Q/00	4Q/00	1Q/01	2Q/01
Train 1							
Planned unavailable hours	0.98	33.00	0	39.70	1.47	2.88	1.22
Unplanned unavailable hours	0	9.01	0	0.08	0	0	0
Fault exposure hours	0	0	0	0	0	0	0
Effective Reset hours	0	0	0	0	0	0	0
Required hours	2209.00	2184.00	2183.00	2208.00	2209.00	2160.00	2183.00
Train 2							
Planned unavailable hours	2.00	32.13	54.27	0.88	1.53	1.87	0.92
Unplanned unavailable hours	0	0.13	0	100.40	0	0	0
Fault exposure hours	0	0	0	0	0	0	0
Effective Reset hours	0	0	0	0	0	0	0
Required hours	2209.00	2184.00	2183.00	2208.00	2209.00	2160.00	2183.00
Indicator value	0.3%	0.5%	0.6%	0.8%	0.8%	0.8%	0.7%

Licensee Comments: none

Safety System Functional Failures (BWR)



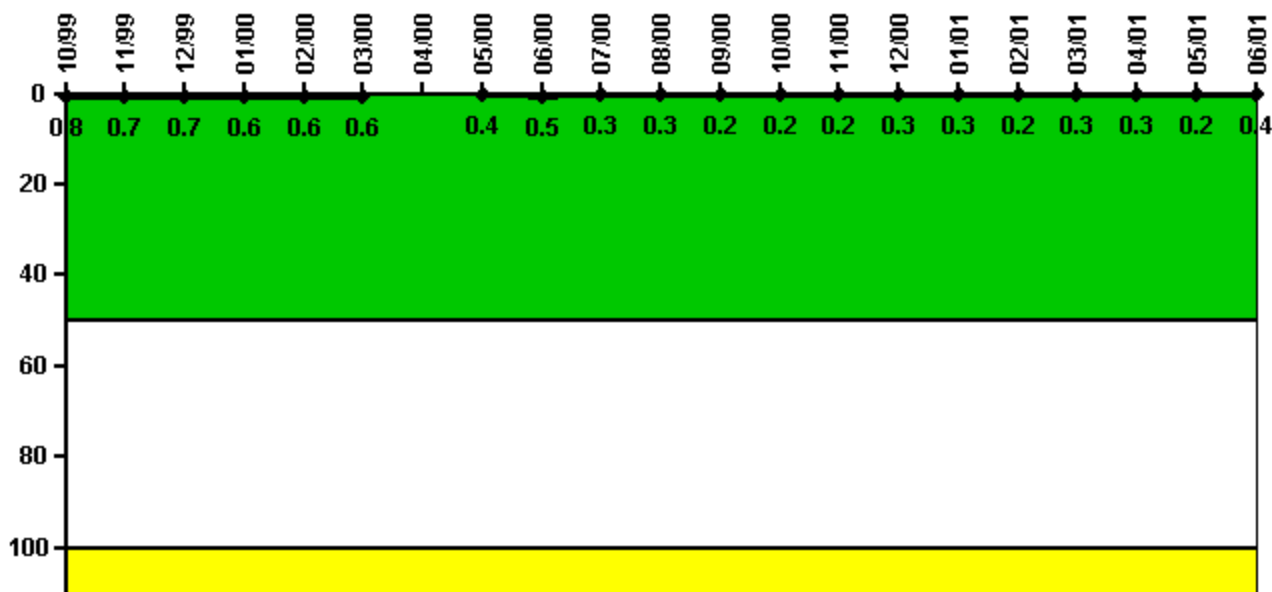
Thresholds: White > 6.0

Notes

Safety System Functional Failures (BWR)	4Q/99	1Q/00	2Q/00	3Q/00	4Q/00	1Q/01	2Q/01
Safety System Functional Failures	2	1	1	0	0	0	0
Indicator value	3	4	5	4	2	1	0

Licensee Comments: none

Reactor Coolant System Activity



Thresholds: White > 50.0 Yellow > 100.0

Notes

Reactor Coolant System Activity	10/99	11/99	12/99	1/00	2/00	3/00	4/00	5/00	6/00	7/00	8/00	9/00
Maximum activity	0.001500	0.001400	0.001300	0.001150	0.001150	0.001280	N/A	0.000809	0.000958	0.000682	0.000570	0.000492
Technical specification limit	0.2	0.2	0.2	0.2	0.2	0.2	0.2	0.2	0.2	0.2	0.2	0.2
Indicator value	0.8	0.7	0.7	0.6	0.6	0.6	N/A	0.4	0.5	0.3	0.3	0.2

Reactor Coolant System Activity	10/00	11/00	12/00	1/01	2/01	3/01	4/01	5/01	6/01
Maximum activity	0.000475	0.000481	0.000510	0.000683	0.000488	0.000602	0.000609	0.000436	0.000826
Technical specification limit	0.2	0.2	0.2	0.2	0.2	0.2	0.2	0.2	0.2
Indicator value	0.2	0.2	0.3	0.3	0.2	0.3	0.3	0.2	0.4

Licensee Comments: none

Reactor Coolant System Leakage



Thresholds: White > 50.0 Yellow > 100.0

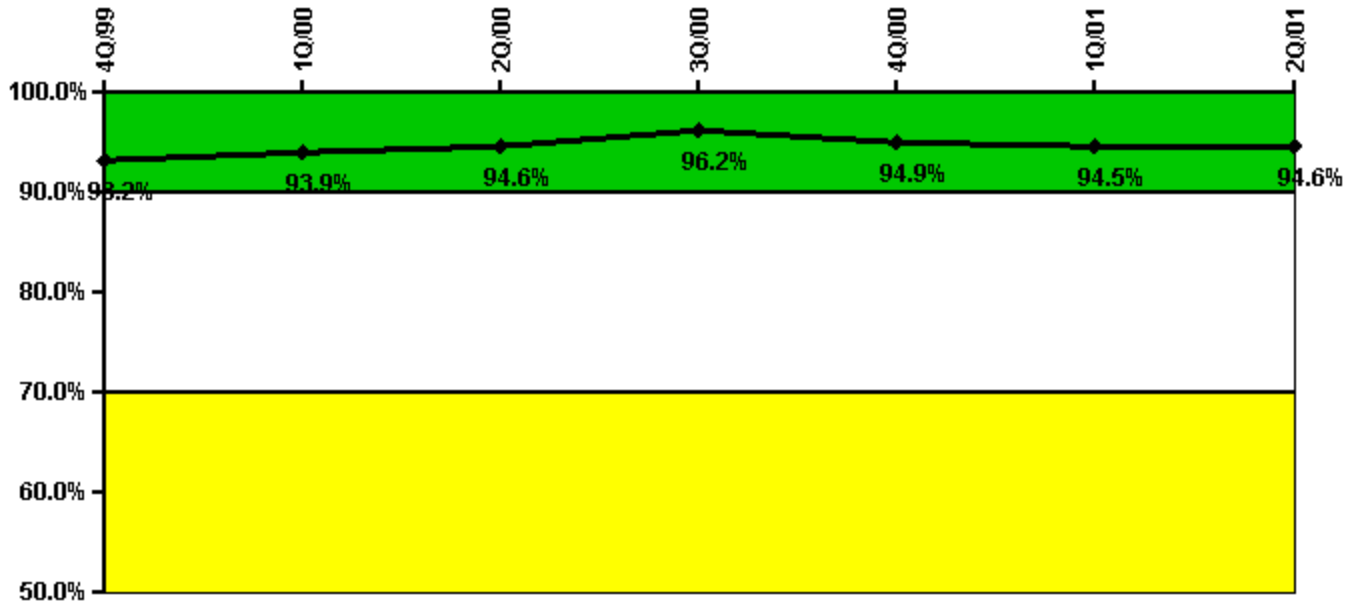
Notes

Reactor Coolant System Leakage	10/99	11/99	12/99	1/00	2/00	3/00	4/00	5/00	6/00	7/00	8/00	9/00
Maximum leakage	1.620	1.630	1.600	1.600	1.610	1.610	1.590	1.630	1.640	1.620	1.620	1.620
Technical specification limit	25.0	25.0	25.0	25.0	25.0	25.0	25.0	25.0	25.0	25.0	25.0	25.0
Indicator value	6.5	6.5	6.4	6.4	6.4	6.4	6.4	6.5	6.6	6.5	6.5	6.5

Reactor Coolant System Leakage	10/00	11/00	12/00	1/01	2/01	3/01	4/01	5/01	6/01
Maximum leakage	1.610	1.610	1.610	1.610	1.610	1.610	1.610	1.610	1.620
Technical specification limit	25.0	25.0	25.0	25.0	25.0	25.0	25.0	25.0	25.0
Indicator value	6.4	6.4	6.4	6.4	6.4	6.4	6.4	6.4	6.5

Licensee Comments: none

Drill/Exercise Performance



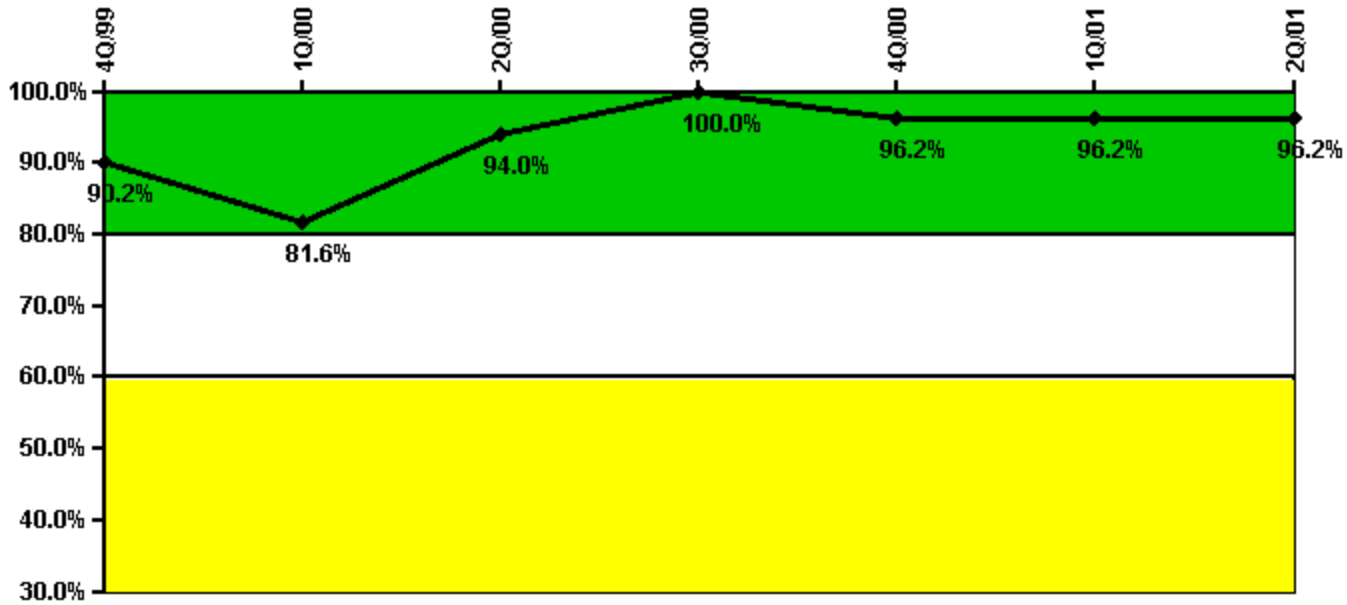
Thresholds: White < 90.0% Yellow < 70.0%

Notes

Drill/Exercise Performance	4Q/99	1Q/00	2Q/00	3Q/00	4Q/00	1Q/01	2Q/01
Successful opportunities	10.0	0	38.0	56.0	51.0	21.0	30.0
Total opportunities	10.0	0	38.0	57.0	56.0	23.0	32.0
Indicator value	93.2%	93.9%	94.6%	96.2%	94.9%	94.5%	94.6%

Licensee Comments: none

ERO Drill Participation



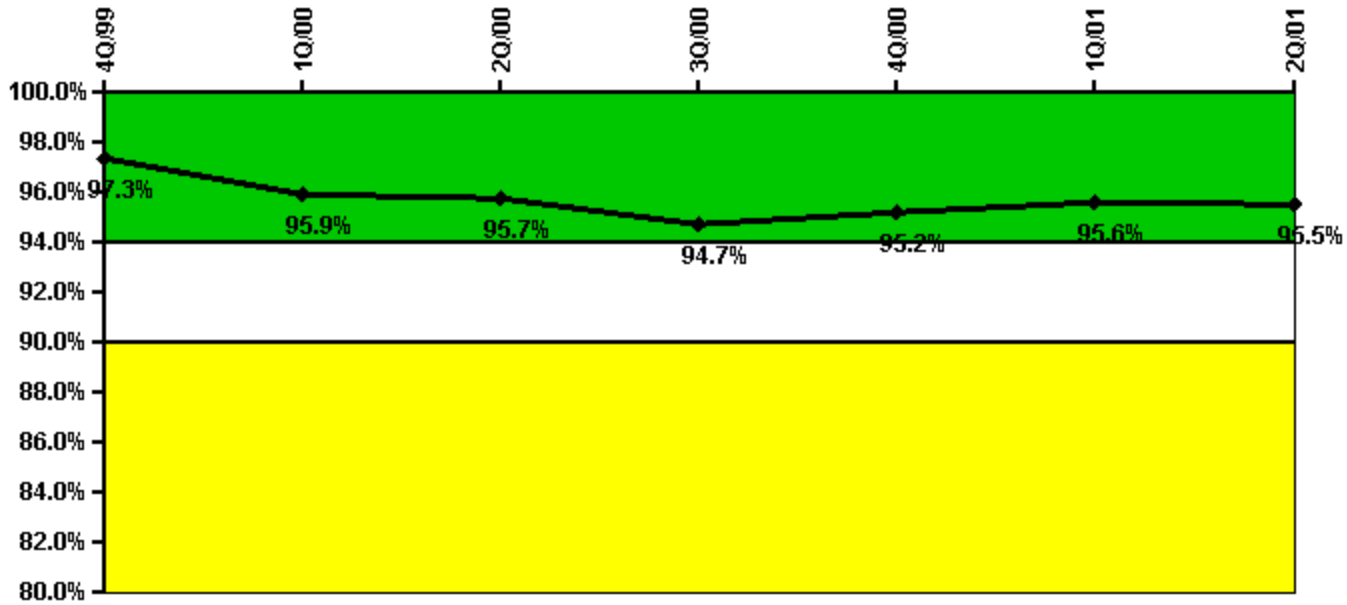
Thresholds: White < 80.0% Yellow < 60.0%

Notes

ERO Drill Participation	4Q/99	1Q/00	2Q/00	3Q/00	4Q/00	1Q/01	2Q/01
Participating Key personnel	46.0	40.0	47.0	52.0	51.0	51.0	51.0
Total Key personnel	51.0	49.0	50.0	52.0	53.0	53.0	53.0
Indicator value	90.2%	81.6%	94.0%	100.0%	96.2%	96.2%	96.2%

Licensee Comments: none

Alert & Notification System



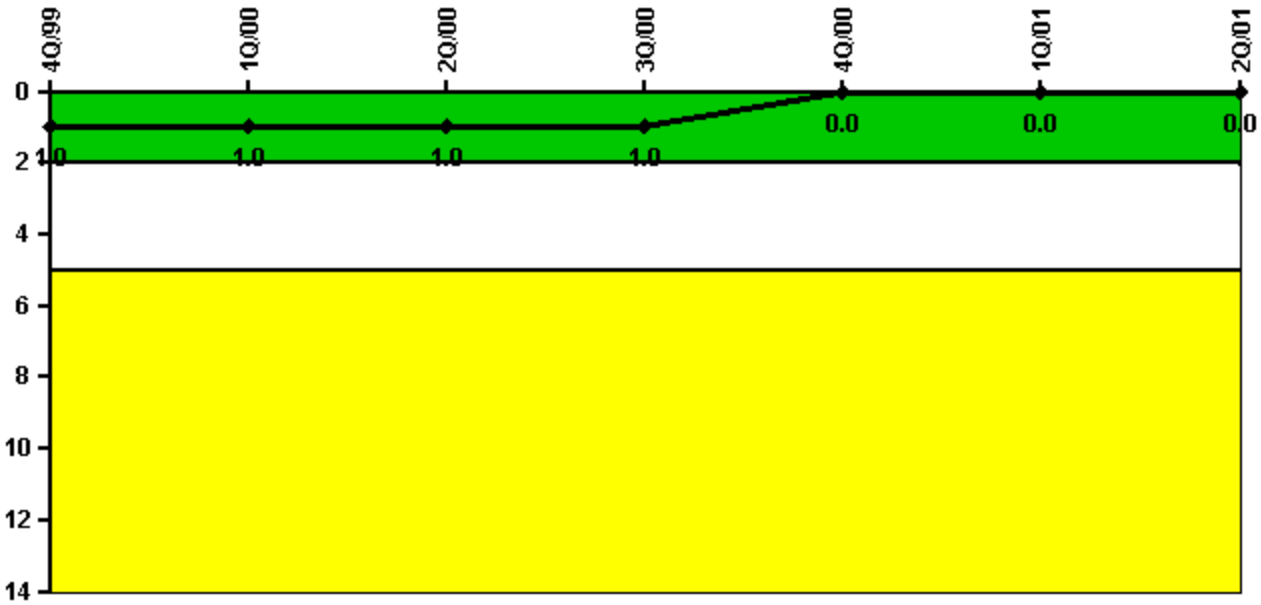
Thresholds: White < 94.0% Yellow < 90.0%

Notes

Alert & Notification System	4Q/99	1Q/00	2Q/00	3Q/00	4Q/00	1Q/01	2Q/01
Successful siren-tests	163	337	343	330	338	342	342
Total sirens-tests	177	354	354	354	354	354	354
Indicator value	97.3%	95.9%	95.7%	94.7%	95.2%	95.6%	95.5%

Licensee Comments: none

Occupational Exposure Control Effectiveness



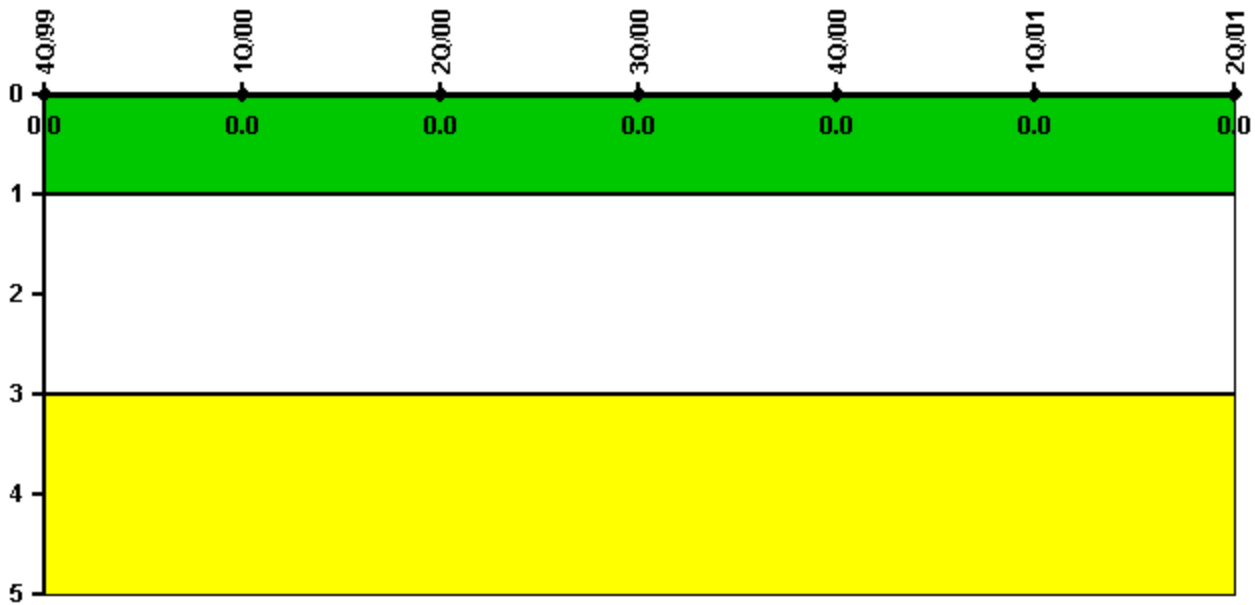
Thresholds: White > 2.0 Yellow > 5.0

Notes

Occupational Exposure Control Effectiveness	4Q/99	1Q/00	2Q/00	3Q/00	4Q/00	1Q/01	2Q/01
High radiation area occurrences	1	0	0	0	0	0	0
Very high radiation area occurrences	0	0	0	0	0	0	0
Unintended exposure occurrences	0	0	0	0	0	0	0
Indicator value	1	1	1	1	0	0	0

Licensee Comments: none

RETS/ODCM Radiological Effluent



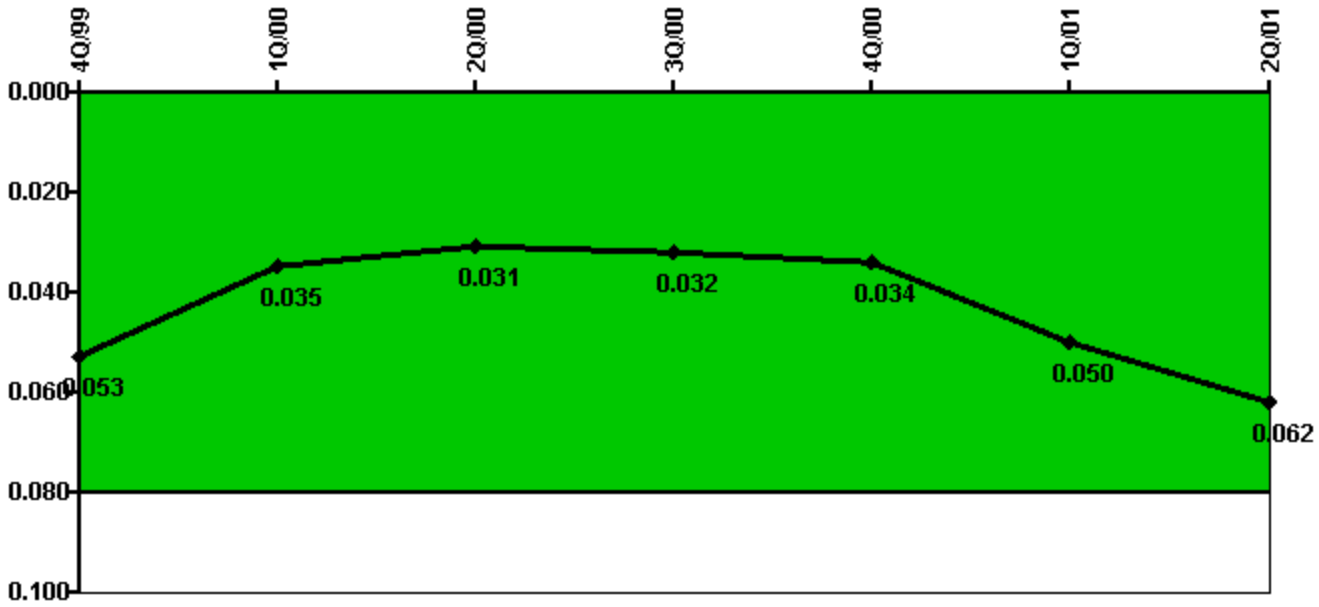
Thresholds: White > 1.0 Yellow > 3.0

Notes

RETS/ODCM Radiological Effluent	4Q/99	1Q/00	2Q/00	3Q/00	4Q/00	1Q/01	2Q/01
RETS/ODCM occurrences	0	0	0	0	0	0	0
Indicator value	0	0	0	0	0	0	0

Licensee Comments: none

Protected Area Security Performance Index



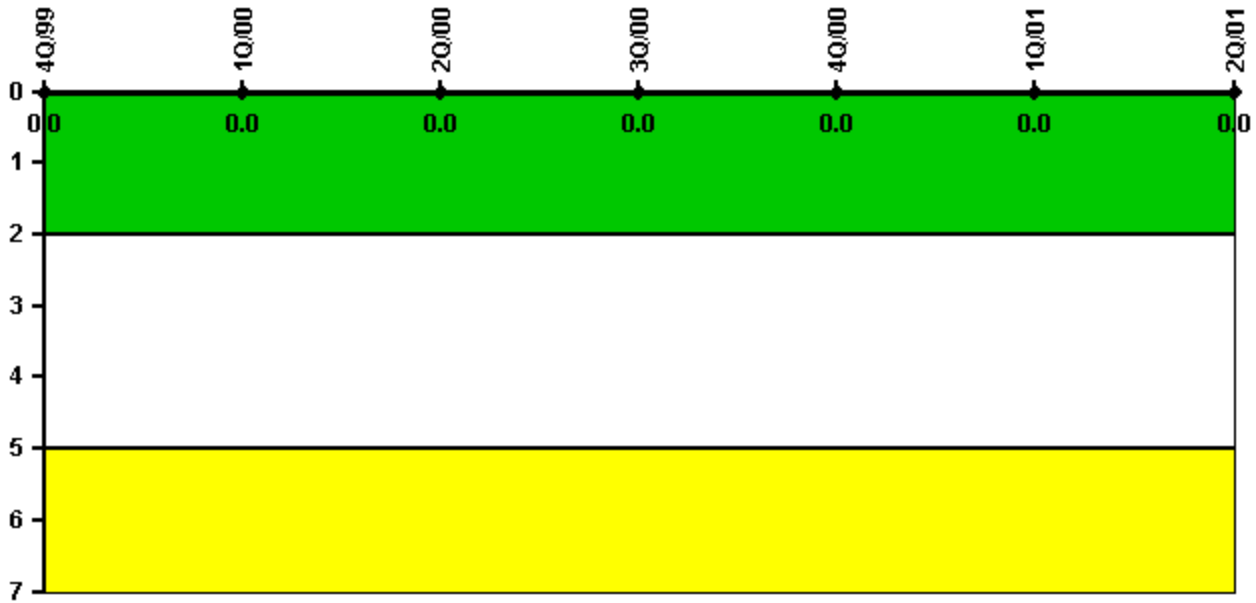
Thresholds: White > 0.080

Notes

Protected Area Security Performance Index	4Q/99	1Q/00	2Q/00	3Q/00	4Q/00	1Q/01	2Q/01
IDS compensatory hours	315.12	232.30	145.16	379.60	180.50	417.17	388.05
CCTV compensatory hours	0.2	0.1	1.0	0	98.6	188.1	78.9
IDS normalization factor	1.90	1.92	1.92	1.90	1.90	1.90	1.90
CCTV normalization factor	1.0	1.0	1.0	1.0	1.0	1.0	1.0
Index Value	0.053	0.035	0.031	0.032	0.034	0.050	0.062

Licensee Comments: none

Personnel Screening Program



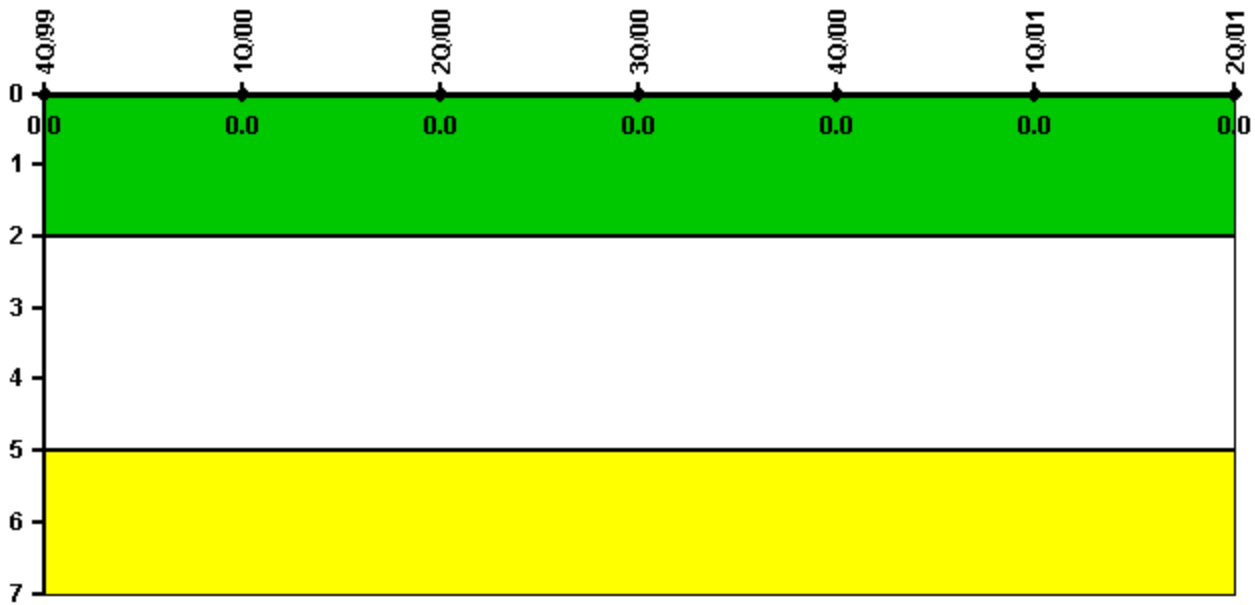
Thresholds: White > 2.0 Yellow > 5.0

Notes

Personnel Screening Program	4Q/99	1Q/00	2Q/00	3Q/00	4Q/00	1Q/01	2Q/01
Program failures	0	0	0	0	0	0	0
Indicator value	0	0	0	0	0	0	0

Licensee Comments: none

FFD/Personnel Reliability



Thresholds: White > 2.0 Yellow > 5.0

Notes

FFD/Personnel Reliability	4Q/99	1Q/00	2Q/00	3Q/00	4Q/00	1Q/01	2Q/01
Program Failures	0	0	0	0	0	0	0
Indicator value	0	0	0	0	0	0	0

Licensee Comments: none

▲ [PI Summary](#) | [Inspection Findings Summary](#) | [Action Matrix Summary](#) | [Reactor Oversight Process](#)

Last Modified: March 27, 2002