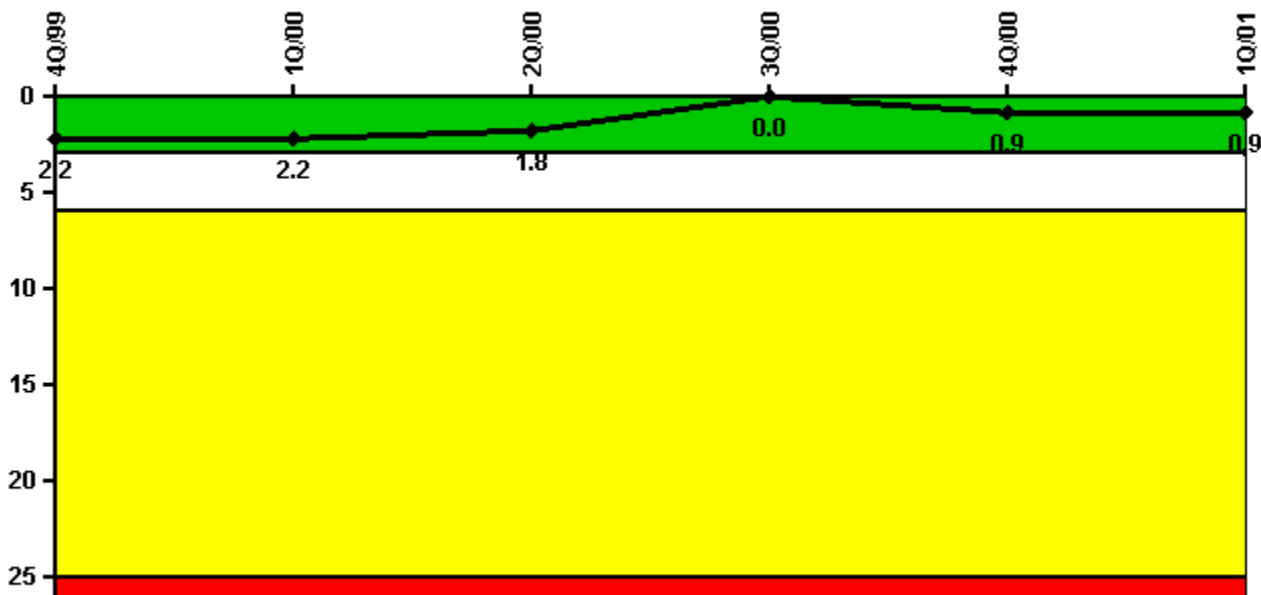


### Nine Mile Point 1

#### 1Q/2001 Performance Indicators

Licensee's General Comments: none

#### Unplanned Scrams per 7000 Critical Hrs



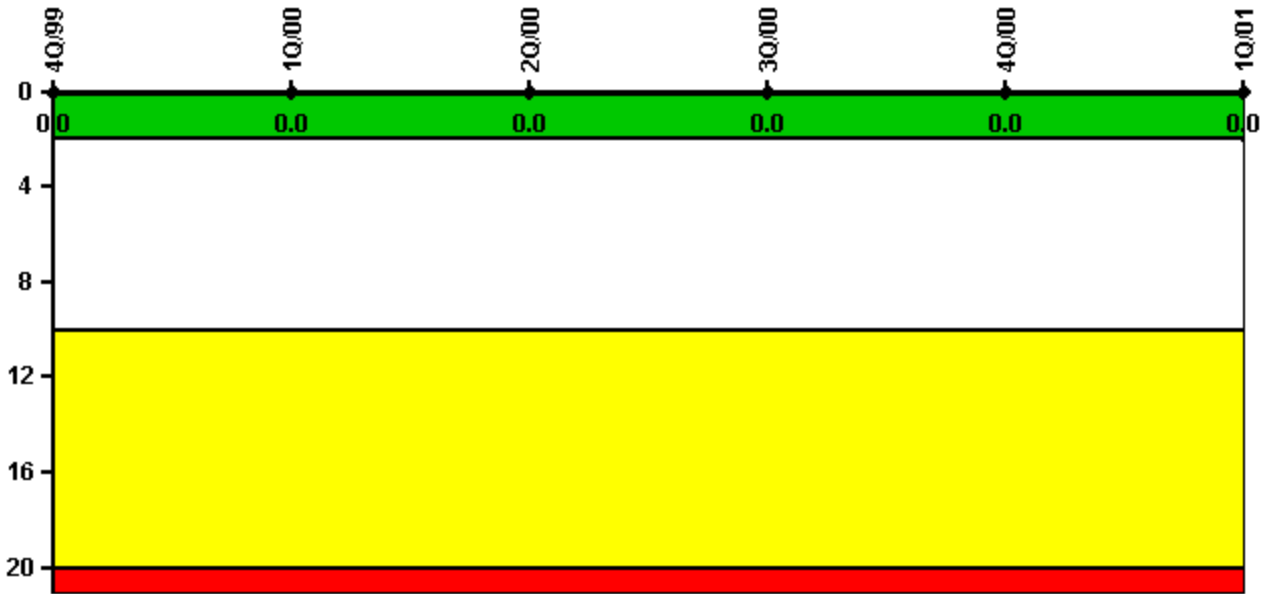
Thresholds: White > 3.0 Yellow > 6.0 Red > 25.0

#### Notes

Unplanned Scrams per 7000 Critical Hrs	4Q/99	1Q/00	2Q/00	3Q/00	4Q/00	1Q/01
Unplanned scrams	0	0	0	0	1.0	0
Critical hours	1614.2	2083.3	1985.5	2058.5	2007.2	1824.9
Indicator value	2.2	2.2	1.8	0	0.9	0.9

Licensee Comments: none

### Scrams with Loss of Normal Heat Removal



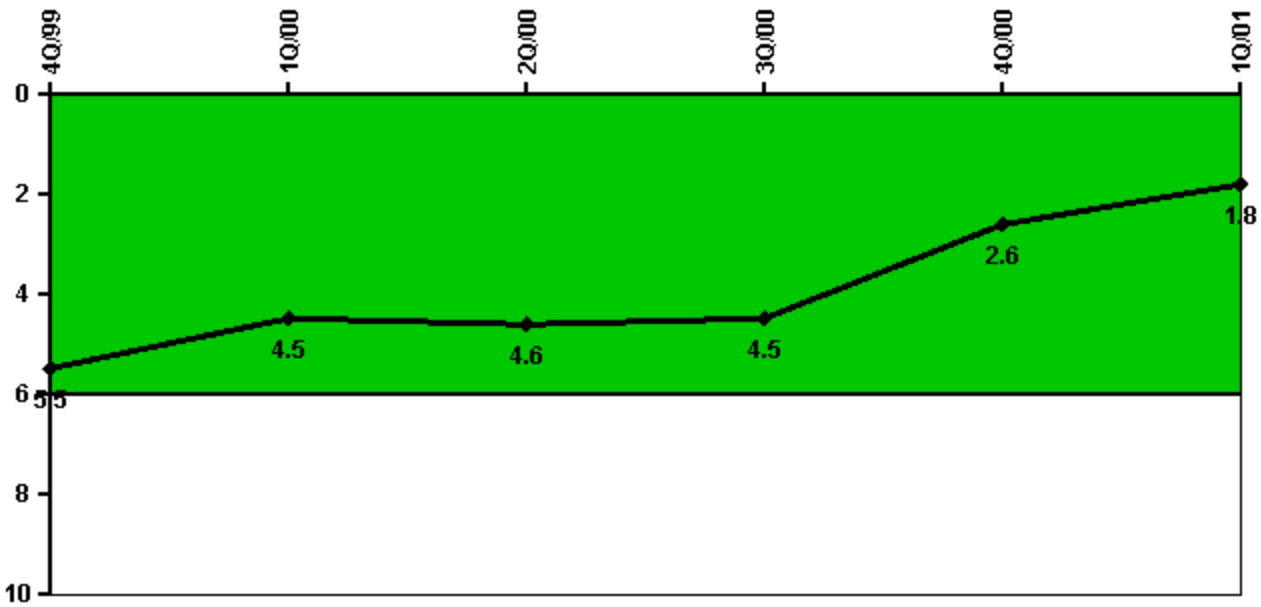
Thresholds: White > 2.0 Yellow > 10.0 Red > 20.0

#### Notes

Scrams with Loss of Normal Heat Removal	4Q/99	1Q/00	2Q/00	3Q/00	4Q/00	1Q/01
Scrams	0	0	0	0	0	0
Indicator value	0	0	0	0	0	0

Licensee Comments: none

### Unplanned Power Changes per 7000 Critical Hrs



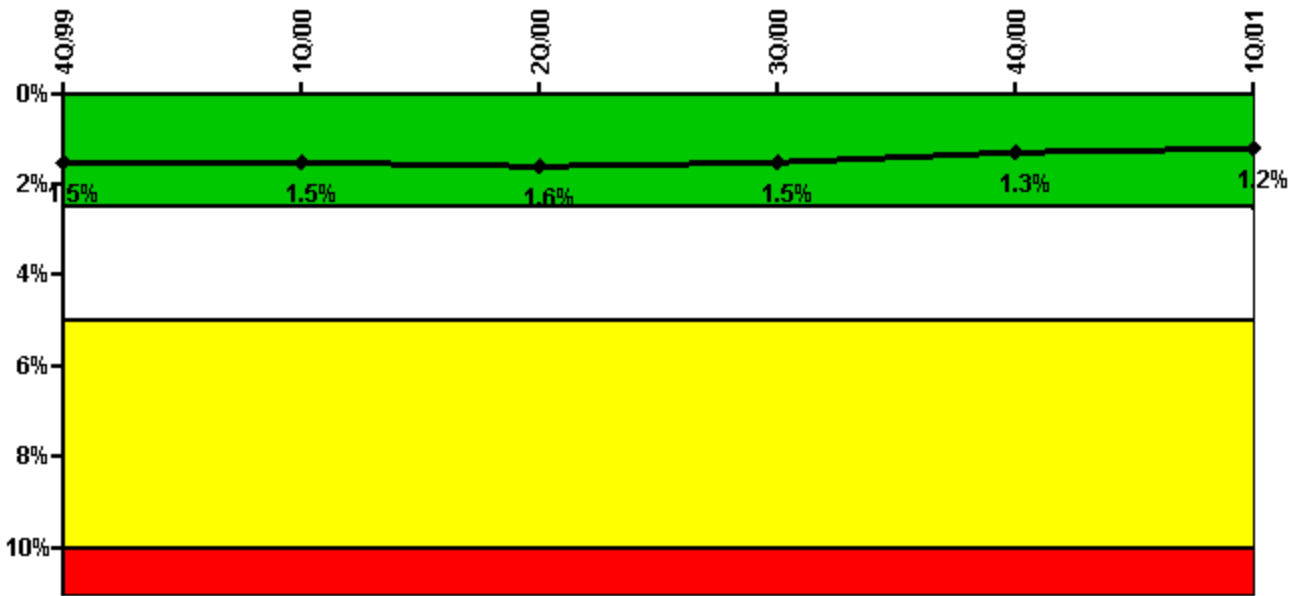
Thresholds: White > 6.0

#### Notes

Unplanned Power Changes per 7000 Critical Hrs	4Q/99	1Q/00	2Q/00	3Q/00	4Q/00	1Q/01
Unplanned power changes	2.0	1.0	1.0	1.0	0	0
Critical hours	1614.2	2083.3	1985.5	2058.5	2007.2	1824.9
Indicator value	5.5	4.5	4.6	4.5	2.6	1.8

Licensee Comments: none

### Safety System Unavailability, Emergency AC Power



Thresholds: White > 2.5% Yellow > 5.0% Red > 10.0%

#### Notes

Safety System Unavailability, Emergency AC Power	4Q/99	1Q/00	2Q/00	3Q/00	4Q/00	1Q/01
<b>Train 1</b>						
Planned unavailable hours	0.70	30.90	22.40	1.85	1.55	1.50
Unplanned unavailable hours	0	0	0	2.22	0	0
Fault exposure hours	0	0	0	0	0	0
Effective Reset hours	0	0	0	0	0	0
Required hours	2209.00	2184.00	2183.00	2208.00	2209.00	2160.00
<b>Train 2</b>						
Planned unavailable hours	16.90	14.50	42.90	1.65	1.41	17.30
Unplanned unavailable hours	0	0	0	0	0	0
Fault exposure hours	0	0	0	0	0	0
Effective Reset hours	0	0	0	0	0	0
Required hours	2209.00	2184.00	2183.00	2208.00	2209.00	2160.00
<b>Indicator value</b>	<b>1.5%</b>	<b>1.5%</b>	<b>1.6%</b>	<b>1.5%</b>	<b>1.3%</b>	<b>1.2%</b>

Licensee Comments: none

### Safety System Unavailability, High Pressure Injection System (HPCI)



Thresholds: White > 4.0% Yellow > 12.0% Red > 50.0%

#### Notes

Safety System Unavailability, High Pressure Injection System (HPCI)	4Q/99	1Q/00	2Q/00	3Q/00	4Q/00	1Q/01
<b>Train 1</b>						
Planned unavailable hours	0	15.13	0	5.17	23.47	0
Unplanned unavailable hours	180.10	4.83	0	0	0	0
Fault exposure hours	0	0	0	0	0	1664.64
Effective Reset hours	0	0	0	0	0	0
Required hours	1614.20	2083.30	1985.50	2058.50	2007.20	1824.90
<b>Train 2</b>						
Planned unavailable hours	0	8.63	30.05	0	15.20	0
Unplanned unavailable hours	4.90	0	2.97	0	0	0
Fault exposure hours	0	0	0	0	0	0
Effective Reset hours	0	0	0	0	0	0
Required hours	1614.20	2083.30	1985.50	2058.50	2007.20	1824.90
<b>Indicator value</b>	<b>0.7%</b>	<b>0.8%</b>	<b>0.8%</b>	<b>0.8%</b>	<b>0.8%</b>	<b>4.6%</b>

#### Licensee Comments:

1Q/01: In the 1st quarter 2002, NMP1 reported previously unreported T/2 fault exposure hours for the 11 HPCI train. The T/2 fault exposure hours resulted from a failed surveillance during the refueling outage in the 1st quarter 2001. Adding the T/2 fault exposure hours to the unavailable hours for the 1st quarter 2001 resulted in a white condition.

**Safety System Unavailability, Heat Removal System**

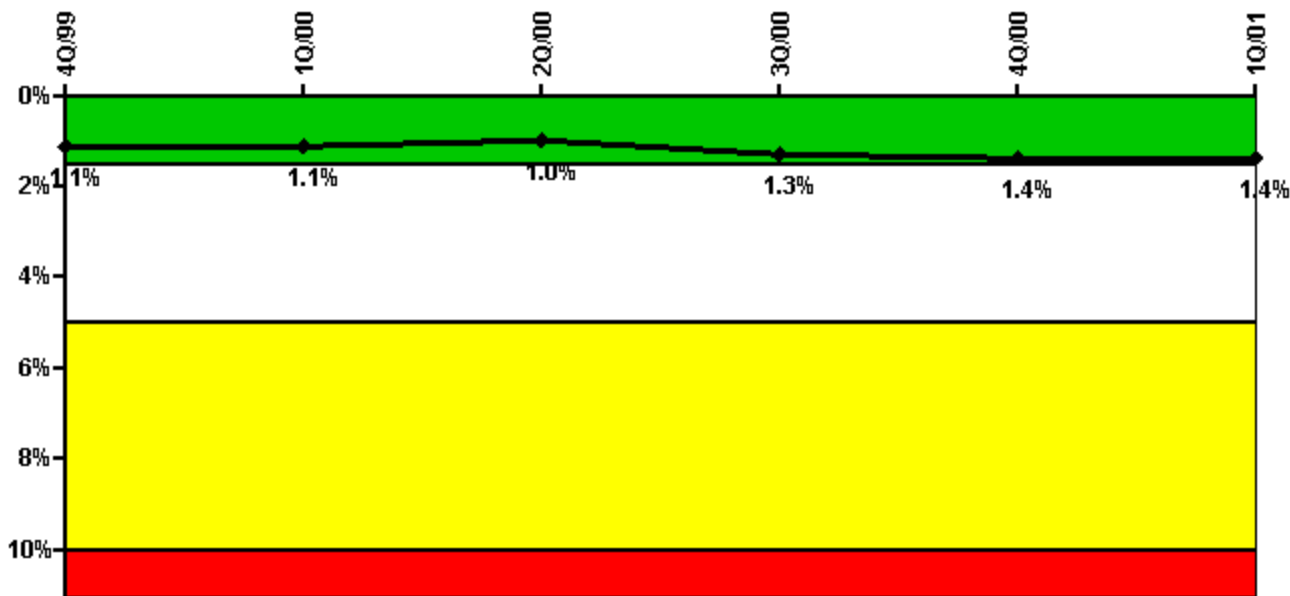
**Thresholds  
under  
development /  
review**

**Notes**

Safety System Unavailability, Heat Removal System	4Q/99	1Q/00	2Q/00	3Q/00	4Q/00	1Q/01
<b>Train 1</b>						
Planned unavailable hours	0					
Unplanned unavailable hours	0					
Fault exposure hours	0					
Effective Reset hours	0	0	0	0	0	0
Required hours	0					
<b>Train 2</b>						
Planned unavailable hours	0					
Unplanned unavailable hours	0					
Fault exposure hours	0					
Effective Reset hours	0	0	0	0	0	0
Required hours	0					
<b>Indicator value</b>	<b>0%</b>					

Licensee Comments: none

### Safety System Unavailability, Residual Heat Removal System



Thresholds: White > 1.5% Yellow > 5.0% Red > 10.0%

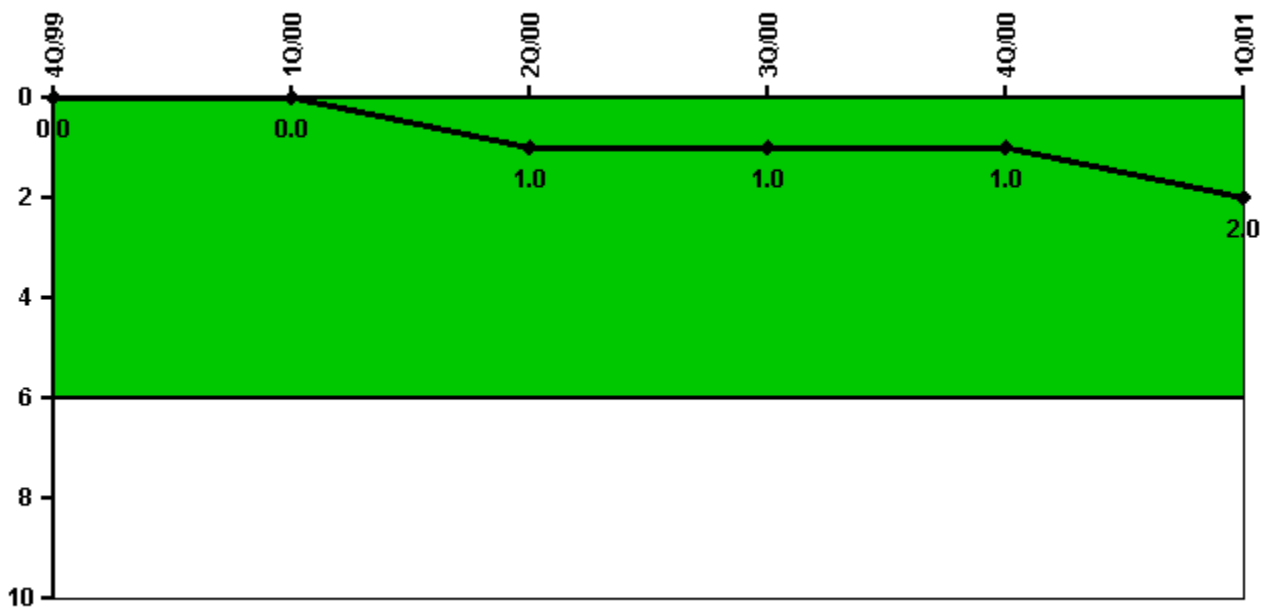
Notes

Safety System Unavailability, Residual Heat Removal System	4Q/99	1Q/00	2Q/00	3Q/00	4Q/00	1Q/01
<b>Train 1</b>						
Planned unavailable hours	12.80	27.95	6.80	29.62	22.05	0
Unplanned unavailable hours	14.70	0	0	0	0	0
Fault exposure hours	0	0	0	0	0	0
Effective Reset hours	0	0	0	0	0	0
Required hours	2209.00	2184.00	2183.00	2208.00	2209.00	2160.00
<b>Train 2</b>						
Planned unavailable hours	15.60	17.05	12.73	13.31	7.33	11.75
Unplanned unavailable hours	0	0	0	0	208.83	0
Fault exposure hours	0	0	0	0	132.31	0
Effective Reset hours	0	0	0	0	0	0
Required hours	2209.00	2184.00	2183.00	2208.00	2209.00	2160.00
<b>Train 3</b>						
Planned unavailable hours	11.30	56.13	7.18	8.53	5.92	105.48
Unplanned unavailable hours	0	0	0	0	0	0
Fault exposure hours	0	0	0	0	0	0
Effective Reset hours	0	0	0	0	0	0
Required hours	2209.00	2184.00	2183.00	2208.00	2209.00	2160.00
<b>Train 4</b>						
Planned unavailable hours	0	31.99	7.18	12.63	11.82	3.50
Unplanned unavailable hours	0	0	0	15.07	0	0
Fault exposure hours	0	0	0	558.07	0	0
Effective Reset hours	0	0	0	0	0	0
Required hours	2209.00	2184.00	2183.00	2208.00	2209.00	2160.00
<b>Train 5</b>						
Planned unavailable hours	0	0	0	0	0	0
Unplanned unavailable hours	0	0	0	0	0	0
Fault exposure hours	0	0	0	0	0	0

Effective Reset hours	0	0	0	0	0	0
Required hours	2209.00	2184.00	2183.00	2208.00	2209.00	2160.00
<b>Train 6</b>						
Planned unavailable hours	0	0	0	0	0	0
Unplanned unavailable hours	0	0	0	0	0	0
Fault exposure hours	0	0	0	0	0	0
Effective Reset hours	0	0	0	0	0	0
Required hours	2209.00	2184.00	2183.00	2208.00	2209.00	2160.00
<b>Train 7</b>						
Planned unavailable hours	9.40	4.80	0	5.17	0	0
Unplanned unavailable hours	0	0	0	0	0	10.58
Fault exposure hours	0	0	0	0	0	0
Effective Reset hours	0	0	0	0	0	0
Required hours	2209.00	2184.00	2183.00	2208.00	2209.00	2160.00
<b>Indicator value</b>	<b>1.1%</b>	<b>1.1%</b>	<b>1.0%</b>	<b>1.3%</b>	<b>1.4%</b>	<b>1.4%</b>

Licensee Comments: none

### Safety System Functional Failures (BWR)



Thresholds: White > 6.0

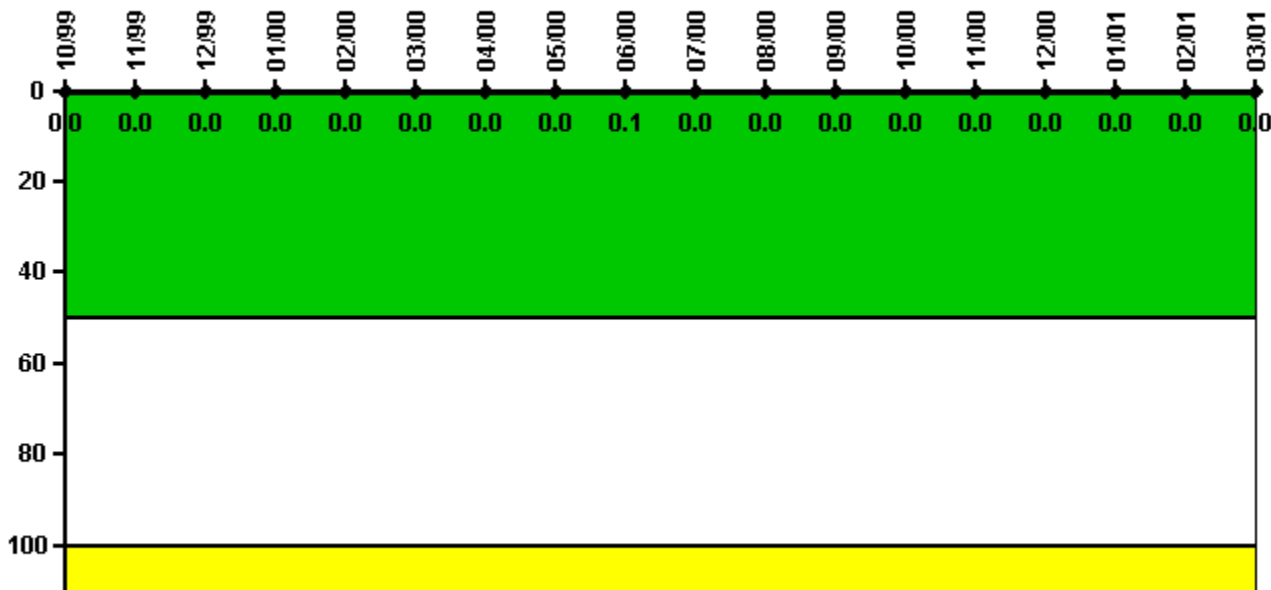
### Notes

Safety System Functional Failures (BWR)	4Q/99	1Q/00	2Q/00	3Q/00	4Q/00	1Q/01
Safety System Functional Failures	0	0	1	0	0	1
<b>Indicator value</b>	<b>0</b>	<b>0</b>	<b>1</b>	<b>1</b>	<b>1</b>	<b>2</b>



Licensee Comments: none

### Reactor Coolant System Activity



Thresholds: White > 50.0 Yellow > 100.0

### Notes

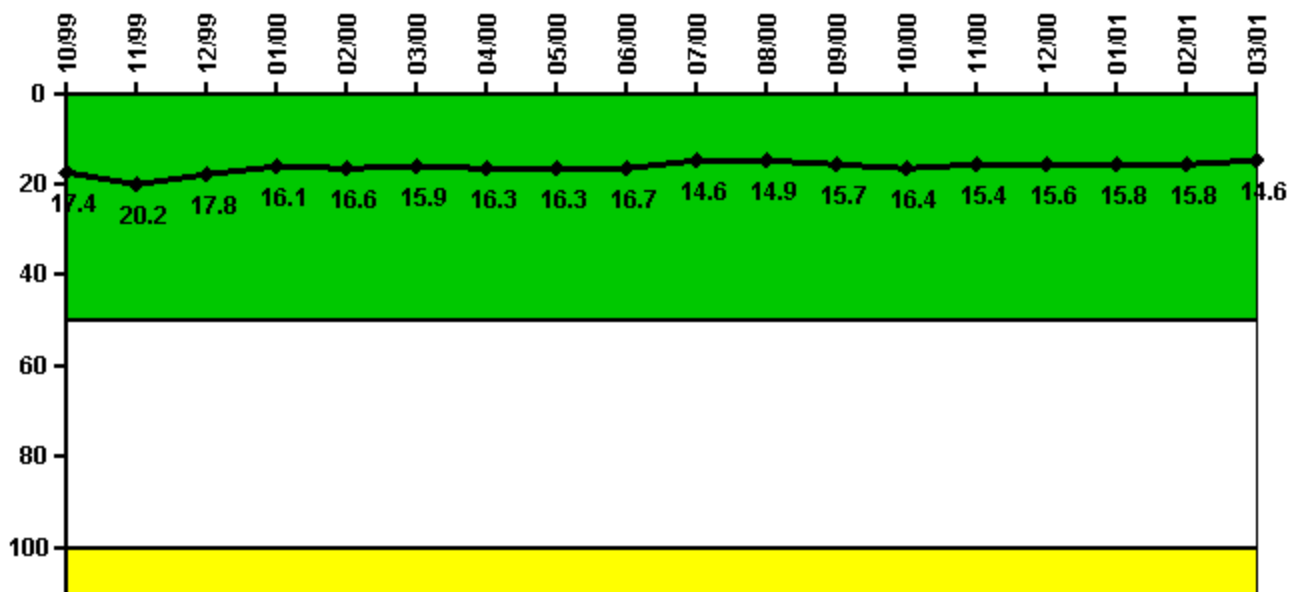
Reactor Coolant System Activity	10/99	11/99	12/99	1/00	2/00	3/00	4/00	5/00	6/00	7/00	8/00	9/00
Maximum activity	0.004420	0.001200	0.003140	0.002390	0.002420	0.002210	0.002500	0.000297	0.006010	0.000556	0.000619	0.000772
Technical specification limit	9.5	9.5	9.5	9.5	9.5	9.5	9.5	9.5	9.5	9.5	9.5	9.5
Indicator value	0	0	0	0	0	0	0	0	0.1	0	0	0

Reactor Coolant System Activity	10/00	11/00	12/00	1/01	2/01	3/01
Maximum activity	0.001480	0.001130	0.000663	0.000515	0.000420	0.000450
Technical specification limit	9.5	9.5	9.5	9.5	9.5	9.5
Indicator value	0	0	0	0	0	0

Licensee Comments: none

### Reactor Coolant System Leakage



Thresholds: White > 50.0 Yellow > 100.0

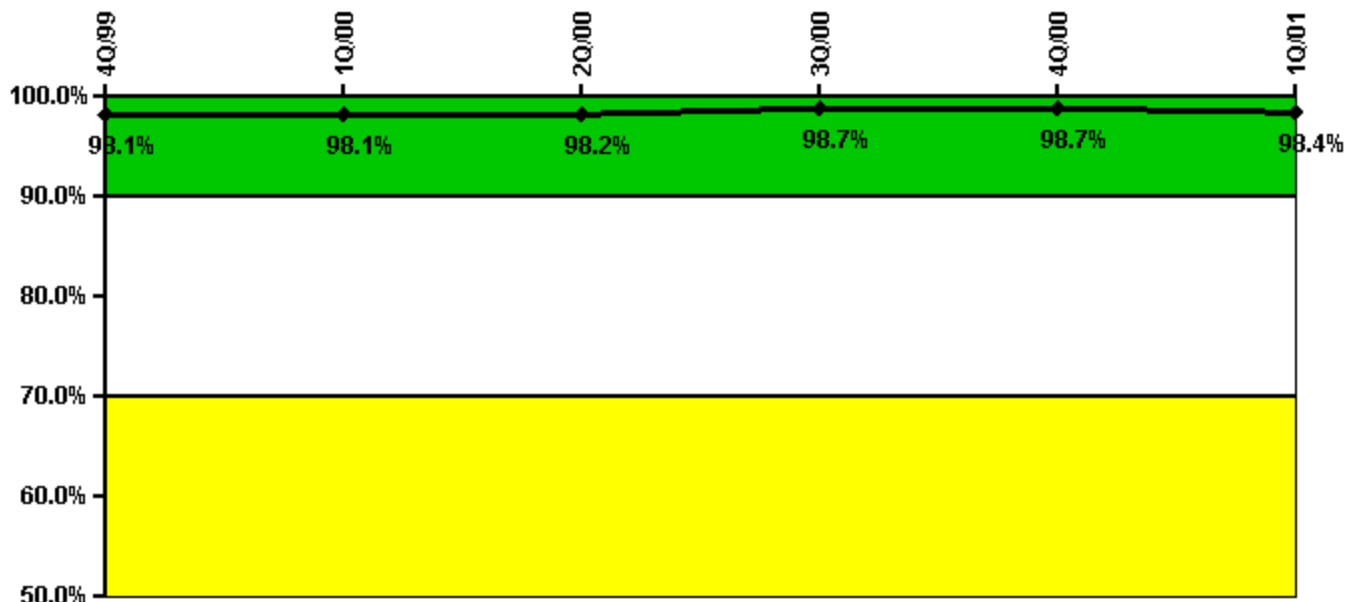
#### Notes

Reactor Coolant System Leakage	10/99	11/99	12/99	1/00	2/00	3/00	4/00	5/00	6/00	7/00	8/00	9/00
Maximum leakage	4.340	5.050	4.440	4.020	4.160	3.970	4.080	4.070	4.170	3.660	3.720	3.920
Technical specification limit	25.0	25.0	25.0	25.0	25.0	25.0	25.0	25.0	25.0	25.0	25.0	25.0
Indicator value	17.4	20.2	17.8	16.1	16.6	15.9	16.3	16.3	16.7	14.6	14.9	15.7

Reactor Coolant System Leakage	10/00	11/00	12/00	1/01	2/01	3/01
Maximum leakage	4.100	3.840	3.900	3.940	3.940	3.650
Technical specification limit	25.0	25.0	25.0	25.0	25.0	25.0
Indicator value	16.4	15.4	15.6	15.8	15.8	14.6

Licensee Comments: none

### Drill/Exercise Performance



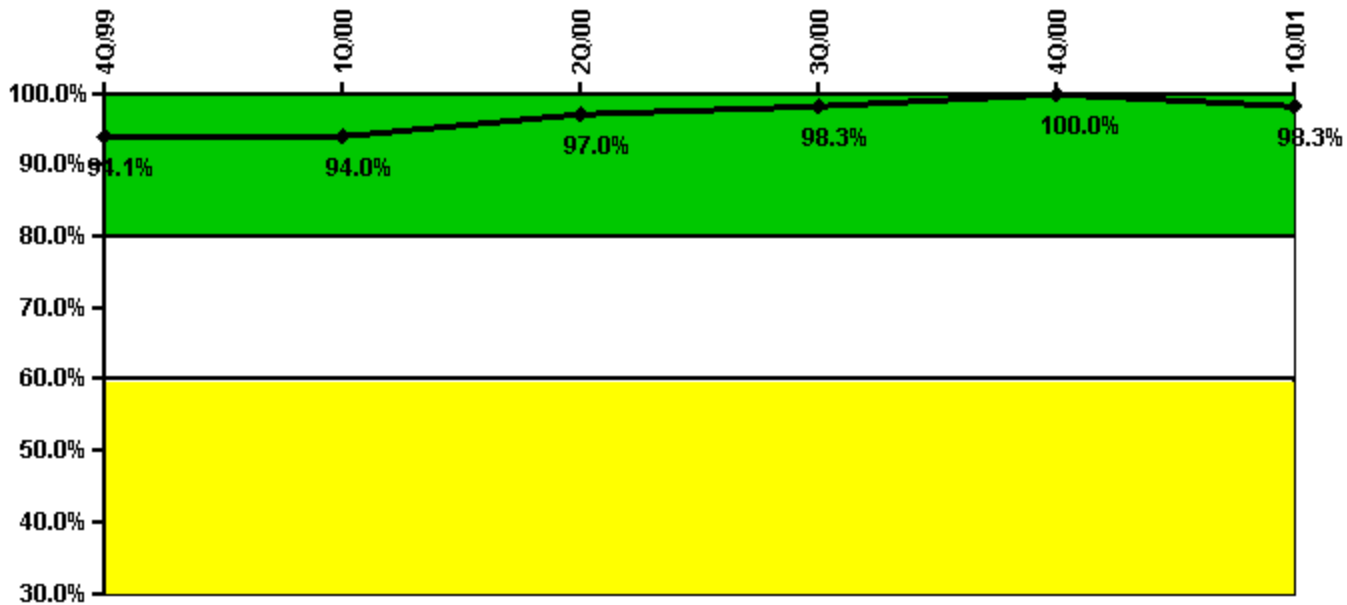
Thresholds: White < 90.0% Yellow < 70.0%

#### Notes

Drill/Exercise Performance	4Q/99	1Q/00	2Q/00	3Q/00	4Q/00	1Q/01
Successful opportunities	18.0	7.0	9.0	71.0	15.0	3.0
Total opportunities	18.0	7.0	9.0	72.0	15.0	4.0
<b>Indicator value</b>	<b>98.1%</b>	<b>98.1%</b>	<b>98.2%</b>	<b>98.7%</b>	<b>98.7%</b>	<b>98.4%</b>

Licensee Comments: none

### ERO Drill Participation



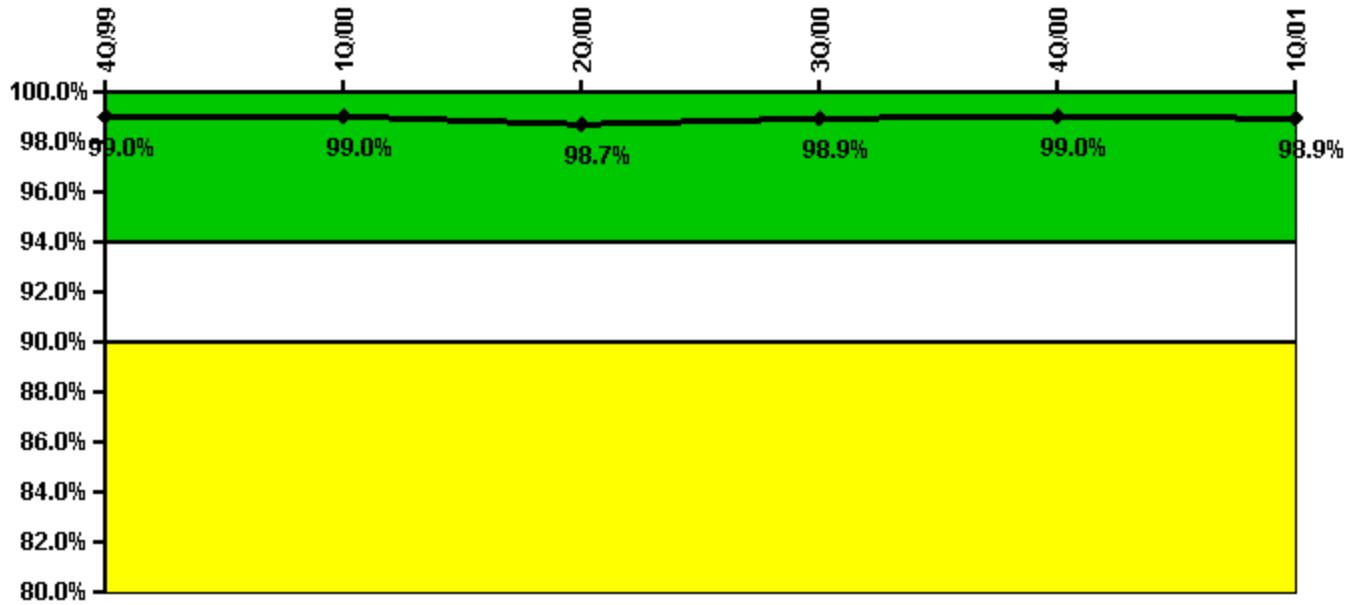
Thresholds: White < 80.0% Yellow < 60.0%

#### Notes

ERO Drill Participation	4Q/99	1Q/00	2Q/00	3Q/00	4Q/00	1Q/01
Participating Key personnel	127.0	126.0	128.0	57.0	60.0	57.0
Total Key personnel	135.0	134.0	132.0	58.0	60.0	58.0
Indicator value	94.1%	94.0%	97.0%	98.3%	100.0%	98.3%

Licensee Comments: none

### Alert & Notification System



Thresholds: White < 94.0% Yellow < 90.0%

#### Notes

Alert & Notification System	4Q/99	1Q/00	2Q/00	3Q/00	4Q/00	1Q/01
Successful siren-tests	732	733	731	622	771	621
Total sirens-tests	740	740	740	629	777	629
Indicator value	99.0%	99.0%	98.7%	98.9%	99.0%	98.9%

Licensee Comments: none

### Occupational Exposure Control Effectiveness



Thresholds: White > 2.0 Yellow > 5.0

#### Notes

Occupational Exposure Control Effectiveness	4Q/99	1Q/00	2Q/00	3Q/00	4Q/00	1Q/01
High radiation area occurrences	0	0	0	0	0	0
Very high radiation area occurrences	0	0	0	0	0	0
Unintended exposure occurrences	0	0	0	0	0	0
<b>Indicator value</b>	<b>0</b>	<b>0</b>	<b>0</b>	<b>0</b>	<b>0</b>	<b>0</b>

Licensee Comments: none

### RETS/ODCM Radiological Effluent



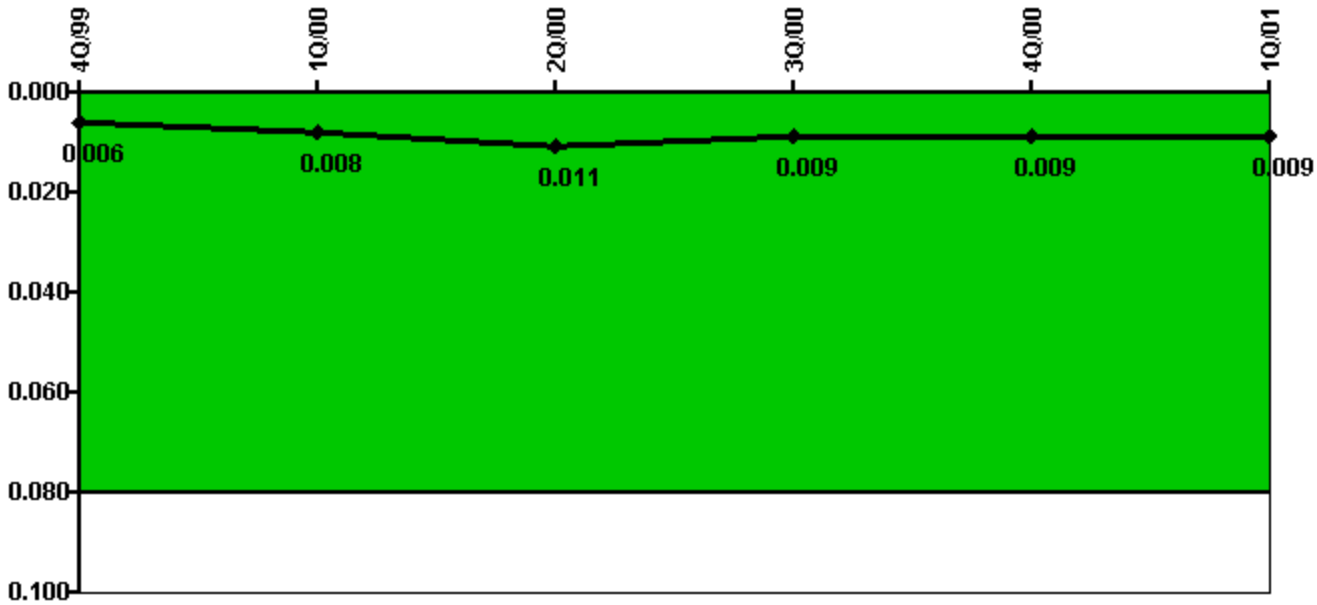
Thresholds: White > 1.0 Yellow > 3.0

#### Notes

RETS/ODCM Radiological Effluent	4Q/99	1Q/00	2Q/00	3Q/00	4Q/00	1Q/01
RETS/ODCM occurrences	0	0	0	0	0	0
Indicator value	0	0	0	0	0	0

Licensee Comments: none

### Protected Area Security Performance Index



Thresholds: White > 0.080

#### Notes

Protected Area Security Performance Index	4Q/99	1Q/00	2Q/00	3Q/00	4Q/00	1Q/01
IDS compensatory hours	2.50	148.30	98.00	1.30	22.20	149.50
CCTV compensatory hours	0	0	0	2.4	0	0
IDS normalization factor	1.70	1.70	1.70	1.70	1.70	1.70
CCTV normalization factor	1.3	1.3	1.3	1.3	1.3	1.3
<b>Index Value</b>	<b>0.006</b>	<b>0.008</b>	<b>0.011</b>	<b>0.009</b>	<b>0.009</b>	<b>0.009</b>

Licensee Comments: none



### Personnel Screening Program



Thresholds: White > 2.0 Yellow > 5.0

#### Notes

Personnel Screening Program	4Q/99	1Q/00	2Q/00	3Q/00	4Q/00	1Q/01
Program failures	0	0	0	0	0	0
Indicator value	0	0	0	0	0	0

Licensee Comments: none

### FFD/Personnel Reliability



Thresholds: White > 2.0 Yellow > 5.0

#### Notes

FFD/Personnel Reliability	4Q/99	1Q/00	2Q/00	3Q/00	4Q/00	1Q/01
Program Failures	0	0	0	0	0	0
Indicator value	0	0	0	0	0	0

Licensee Comments: none

▲ [PI Summary](#) | [Inspection Findings Summary](#) | [Action Matrix Summary](#) | [Reactor Oversight Process](#)

Last Modified: March 28, 2002