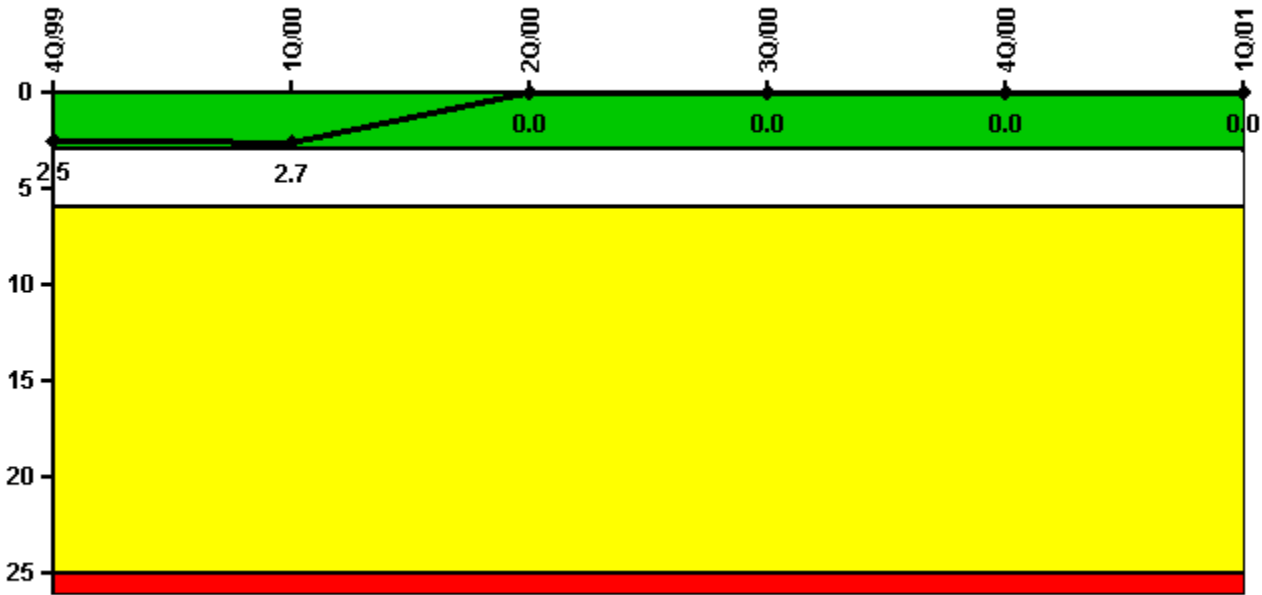


### Hatch 2

#### 1Q/2001 Performance Indicators

Licensee's General Comments: none

#### Unplanned Scrams per 7000 Critical Hrs



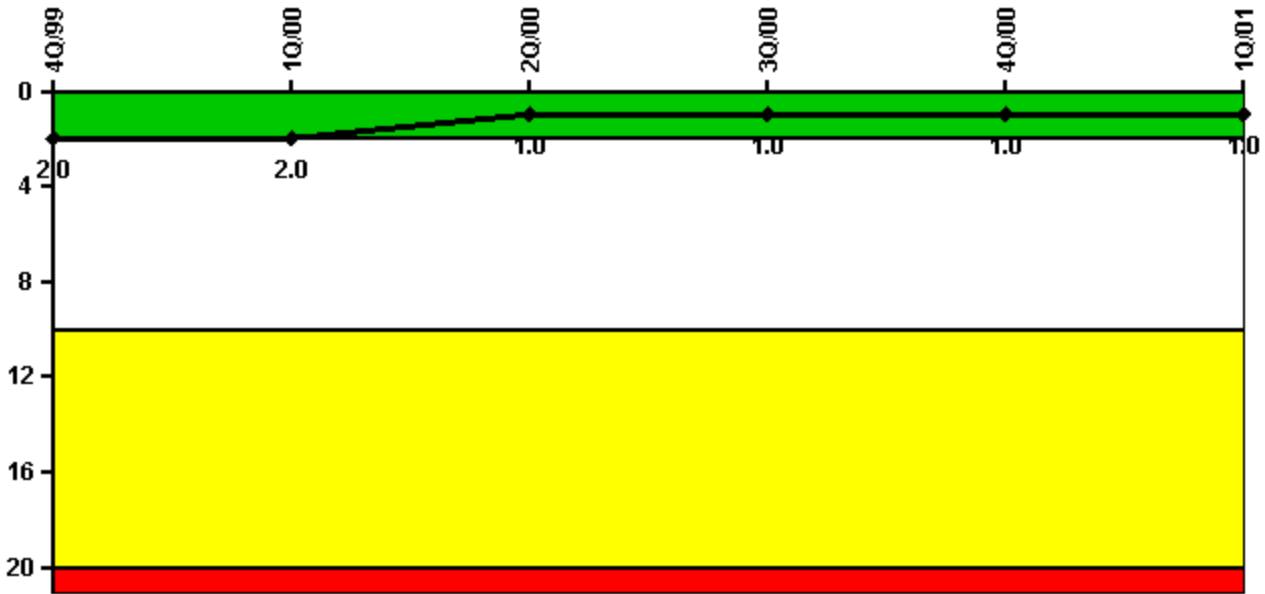
Thresholds: White > 3.0 Yellow > 6.0 Red > 25.0

#### Notes

Unplanned Scrams per 7000 Critical Hrs	4Q/99	1Q/00	2Q/00	3Q/00	4Q/00	1Q/01
Unplanned scrams	0	0	0	0	0	0
Critical hours	2209.0	1512.1	2007.9	2208.0	2209.0	2160.0
<b>Indicator value</b>	<b>2.5</b>	<b>2.7</b>	<b>0</b>	<b>0</b>	<b>0</b>	<b>0</b>

Licensee Comments: none

### Scrams with Loss of Normal Heat Removal



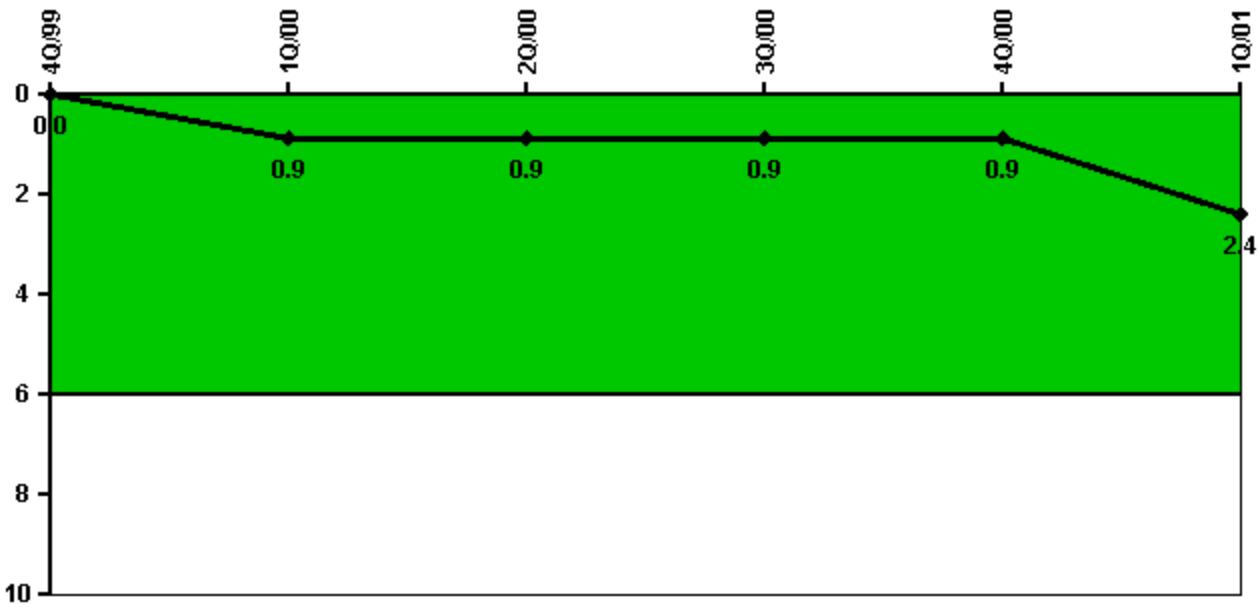
Thresholds: White > 2.0 Yellow > 10.0 Red > 20.0

#### Notes

Scrams with Loss of Normal Heat Removal	4Q/99	1Q/00	2Q/00	3Q/00	4Q/00	1Q/01
Scrams	0	0	0	0	0	0
Indicator value	2.0	2.0	1.0	1.0	1.0	1.0

Licensee Comments: none

### Unplanned Power Changes per 7000 Critical Hrs



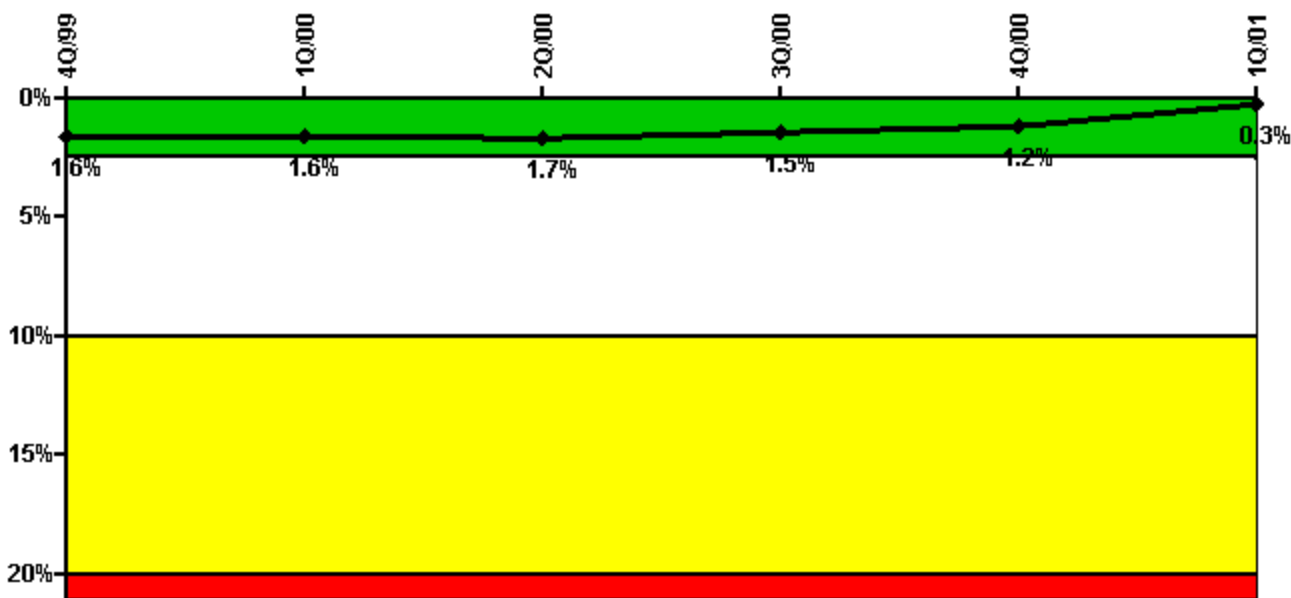
Thresholds: White > 6.0

#### Notes

Unplanned Power Changes per 7000 Critical Hrs	4Q/99	1Q/00	2Q/00	3Q/00	4Q/00	1Q/01
Unplanned power changes	0	1.0	0	0	0	3.0
Critical hours	2209.0	1512.1	2007.9	2208.0	2209.0	2160.0
<b>Indicator value</b>	<b>0</b>	<b>0.9</b>	<b>0.9</b>	<b>0.9</b>	<b>0.9</b>	<b>2.4</b>

Licensee Comments: none

### Safety System Unavailability, Emergency AC Power, >2EDG



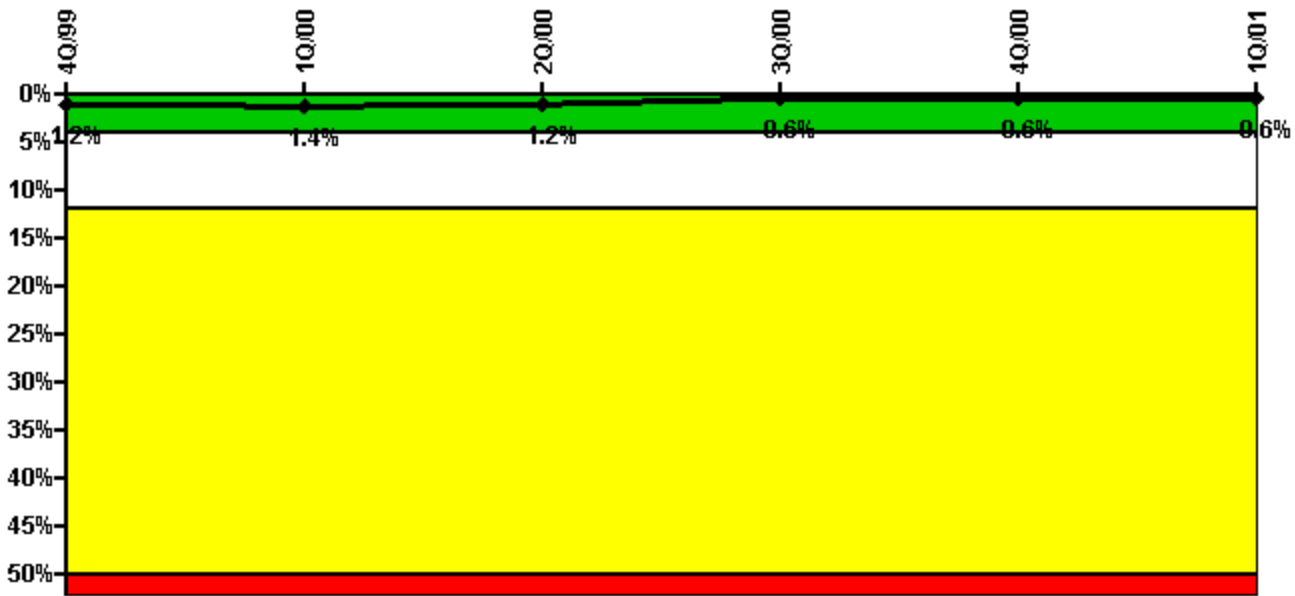
Thresholds: White > 2.5% Yellow > 10.0% Red > 20.0%

#### Notes

Safety System Unavailability, Emergency AC Power, >2EDG	4Q/99	1Q/00	2Q/00	3Q/00	4Q/00	1Q/01
<b>Train 1</b>						
Planned unavailable hours	0	0	0.08	16.67	0.10	0
Unplanned unavailable hours	0	0	0	0	0	0.05
Fault exposure hours	0	0	0	0	0	0
Effective Reset hours	0	0	0	0	0	0
Required hours	2209.00	2184.00	2183.00	2208.00	2209.00	2160.00
<b>Train 2</b>						
Planned unavailable hours	0	0	0	0	0.07	0
Unplanned unavailable hours	0	0	0	0	0	0
Fault exposure hours	0	0	0	0	0	0
Effective Reset hours	0	0	0	0	0	0
Required hours	2209.00	2184.00	2183.00	2208.00	2209.00	2160.00
<b>Train 3</b>						
Planned unavailable hours	0	5.90	0	0	15.38	2.05
Unplanned unavailable hours	0	0	51.30	0	0	0
Fault exposure hours	0	0	0	0	0	0
Effective Reset hours	0	0	0	0	0	0
Required hours	2209.00	2184.00	2183.00	2208.00	2209.00	2160.00
<b>Indicator value</b>	<b>1.6%</b>	<b>1.6%</b>	<b>1.7%</b>	<b>1.5%</b>	<b>1.2%</b>	<b>0.3%</b>

Licensee Comments: none

### Safety System Unavailability, High Pressure Injection System (HPCI)



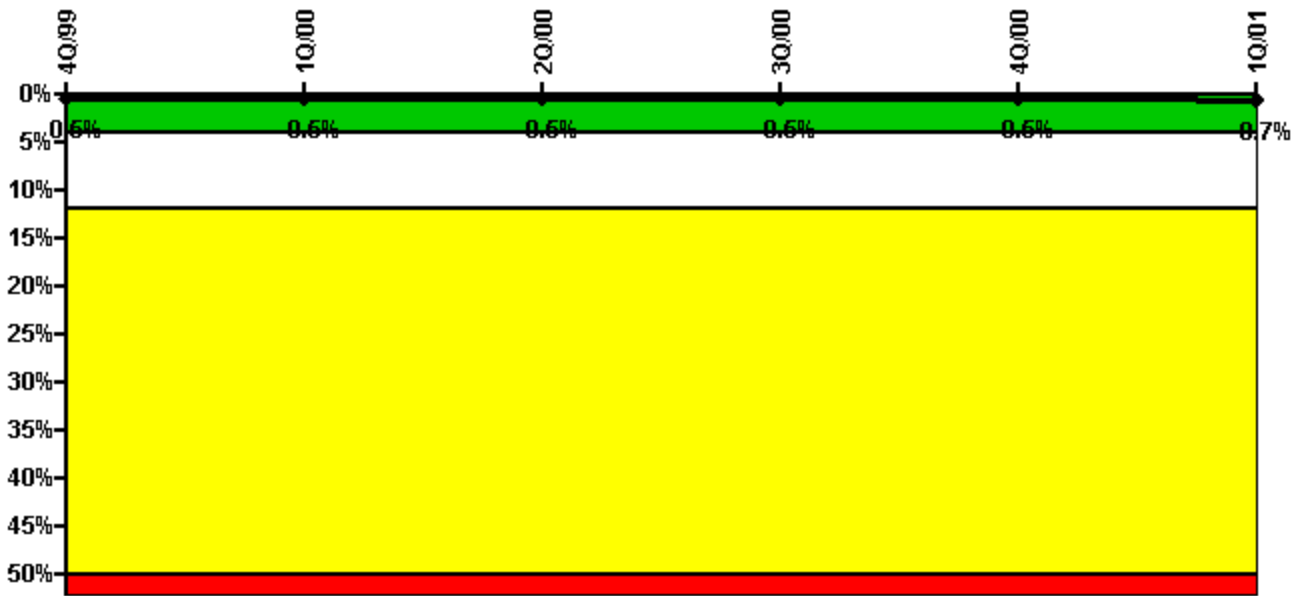
Thresholds: White > 4.0% Yellow > 12.0% Red > 50.0%

#### Notes

Safety System Unavailability, High Pressure Injection System (HPCI)	4Q/99	1Q/00	2Q/00	3Q/00	4Q/00	1Q/01
<b>Train 1</b>						
Planned unavailable hours	0	27.97	0	0	0	0
Unplanned unavailable hours	0	69.07	0	0	0	0
Fault exposure hours	0	0	0	0	0	0
Effective Reset hours	0	0	0	0	0	0
Required hours	2209.00	1512.12	2007.90	2208.00	2209.00	2160.00
<b>Indicator value</b>	<b>1.2%</b>	<b>1.4%</b>	<b>1.2%</b>	<b>0.6%</b>	<b>0.6%</b>	<b>0.6%</b>

Licensee Comments: none

### Safety System Unavailability, Heat Removal System (RCIC)



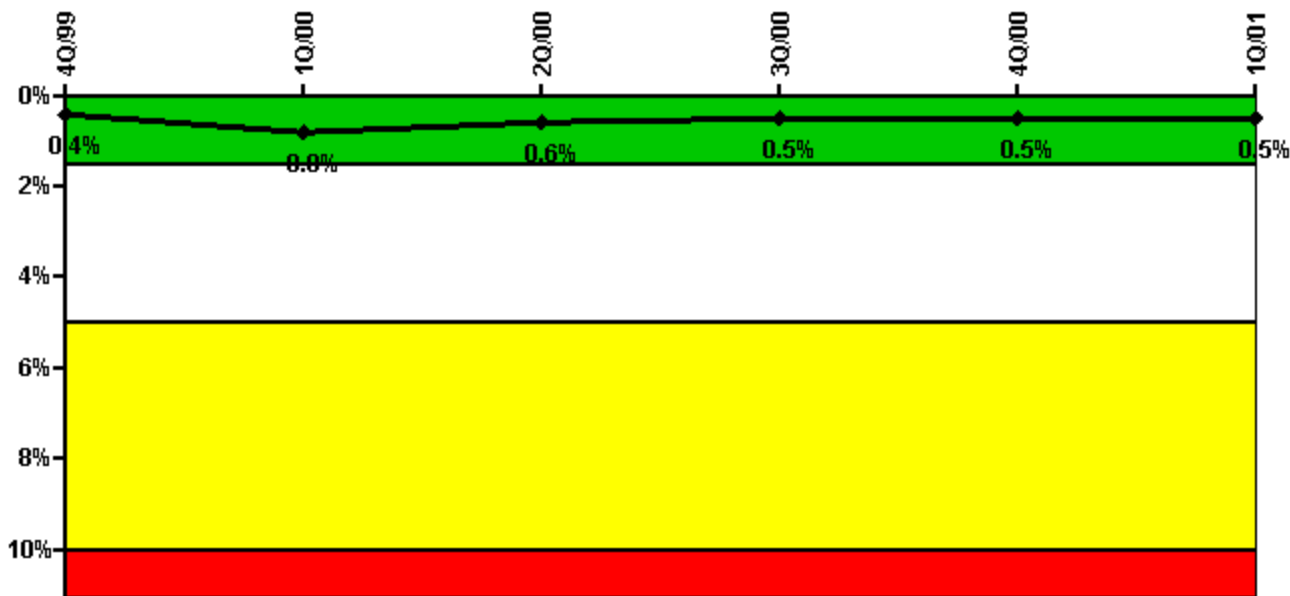
Thresholds: White > 4.0% Yellow > 12.0% Red > 50.0%

#### Notes

Safety System Unavailability, Heat Removal System (RCIC)	4Q/99	1Q/00	2Q/00	3Q/00	4Q/00	1Q/01
<b>Train 1</b>						
Planned unavailable hours	0	0.17	0.50	0.17	1.17	37.83
Unplanned unavailable hours	0	0	0	0	0	34.95
Fault exposure hours	0	0	0	0	0	0
Effective Reset hours	0	0	0	0	0	0
Required hours	2209.00	1512.12	2007.90	2208.00	2209.00	2160.00
<b>Indicator value</b>	<b>0.5%</b>	<b>0.5%</b>	<b>0.5%</b>	<b>0.5%</b>	<b>0.5%</b>	<b>0.7%</b>

Licensee Comments: none

### Safety System Unavailability, Residual Heat Removal System



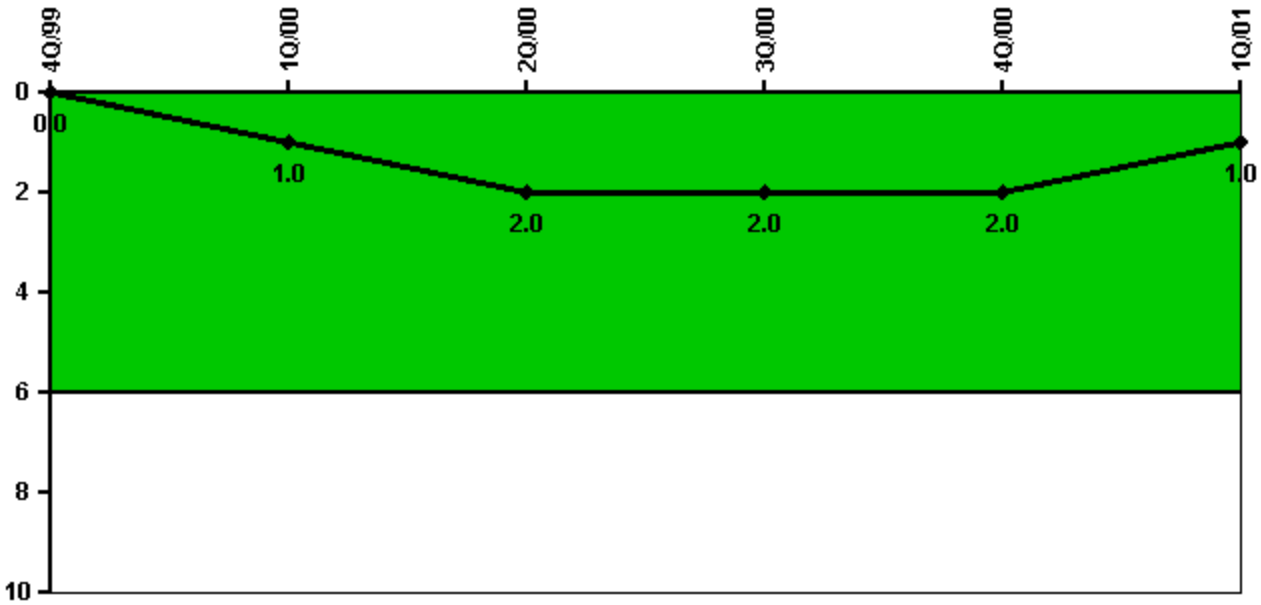
Thresholds: White > 1.5% Yellow > 5.0% Red > 10.0%

**Notes**

Safety System Unavailability, Residual Heat Removal System	4Q/99	1Q/00	2Q/00	3Q/00	4Q/00	1Q/01
<b>Train 1</b>						
Planned unavailable hours	0	17.00	1.20	1.73	0	0
Unplanned unavailable hours	0	0.45	0	0	0	0.05
Fault exposure hours	0	1.37	0	0	0	0
Effective Reset hours	0	0	0	0	0	0
Required hours	2209.00	2184.00	2183.00	2208.00	2209.00	2160.00
<b>Train 2</b>						
Planned unavailable hours	12.58	154.25	0	0	0	0
Unplanned unavailable hours	0	0	0	0	0	0
Fault exposure hours	0	0	0	0	0	0
Effective Reset hours	0	0	0	0	0	0
Required hours	2209.00	2184.00	2183.00	2208.00	2209.00	2160.00
<b>Indicator value</b>	<b>0.4%</b>	<b>0.8%</b>	<b>0.6%</b>	<b>0.5%</b>	<b>0.5%</b>	<b>0.5%</b>

Licensee Comments: none

### Safety System Functional Failures (BWR)



Thresholds: White > 6.0

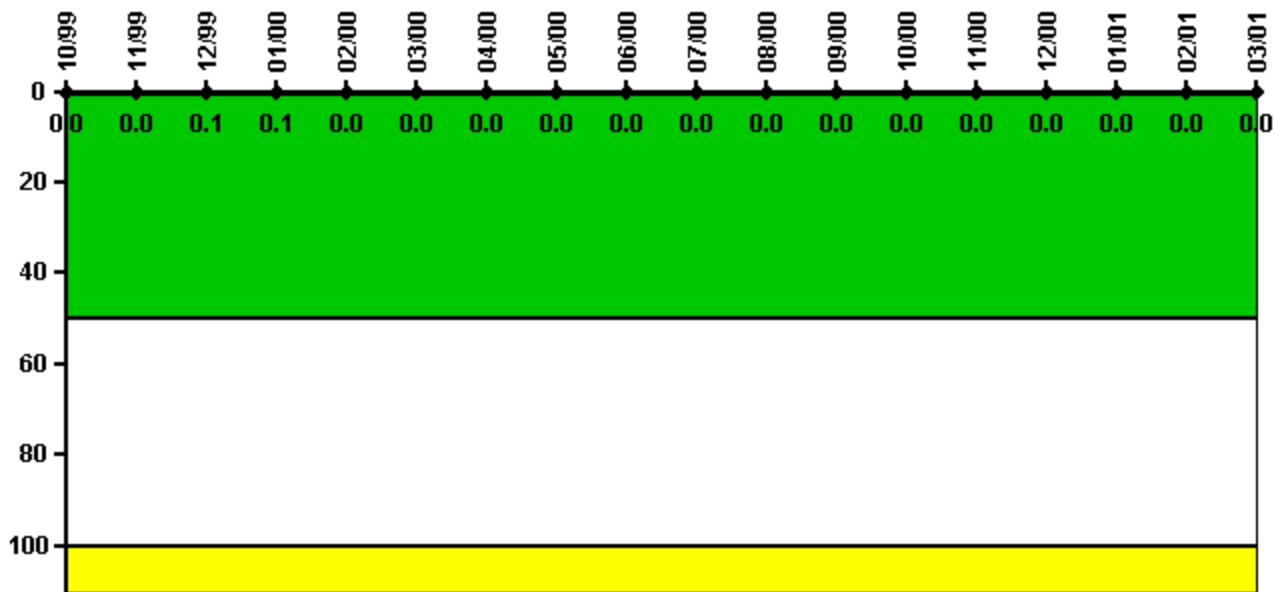
#### Notes

Safety System Functional Failures (BWR)	4Q/99	1Q/00	2Q/00	3Q/00	4Q/00	1Q/01
Safety System Functional Failures	0	1	1	0	0	0
Indicator value	0	1	2	2	2	1

Licensee Comments: none



### Reactor Coolant System Activity



Thresholds: White > 50.0 Yellow > 100.0

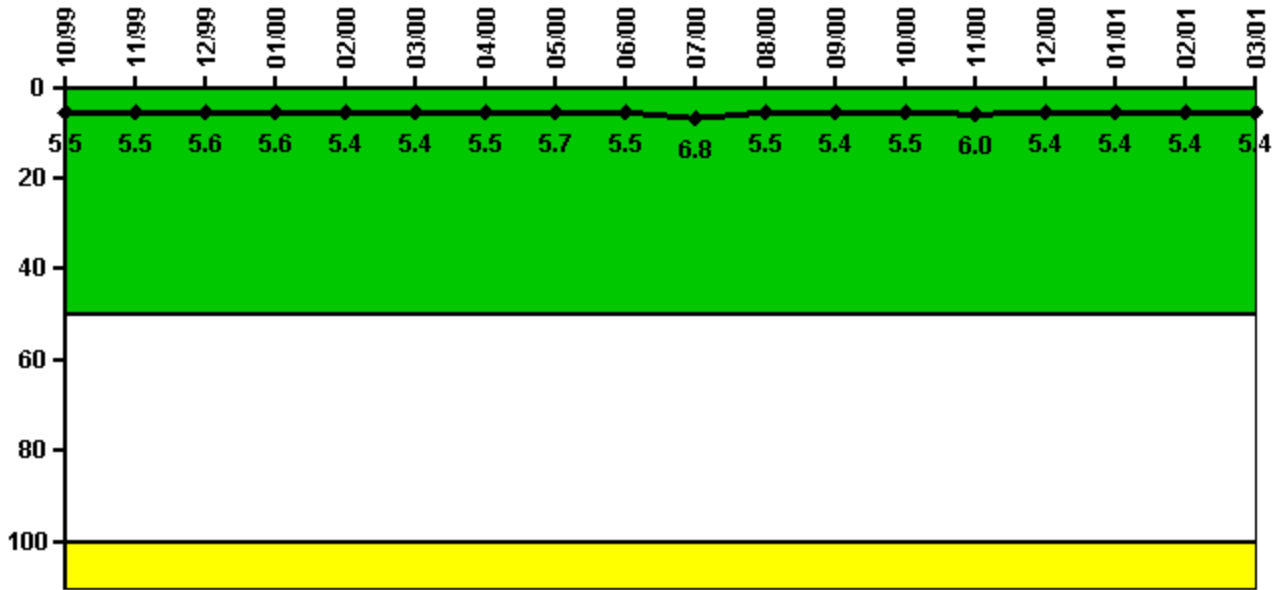
**Notes**

Reactor Coolant System Activity	10/99	11/99	12/99	1/00	2/00	3/00	4/00	5/00	6/00	7/00	8/00	9/00
Maximum activity	0.000090	0.000090	0.000100	0.000120	0.000090	0.000060	0.000020	0.000040	0.000030	0.000020	0.000020	0.000020
Technical specification limit	0.2	0.2	0.2	0.2	0.2	0.2	0.2	0.2	0.2	0.2	0.2	0.2
Indicator value	0	0	0.1	0.1	0	0	0	0	0	0	0	0

Reactor Coolant System Activity	10/00	11/00	12/00	1/01	2/01	3/01
Maximum activity	0.000010	0.000020	0.000009	0.000009	0.000009	0.000009
Technical specification limit	0.2	0.2	0.2	0.2	0.2	0.2
Indicator value	0	0	0	0	0	0

Licensee Comments: none

### Reactor Coolant System Leakage



Thresholds: White > 50.0 Yellow > 100.0

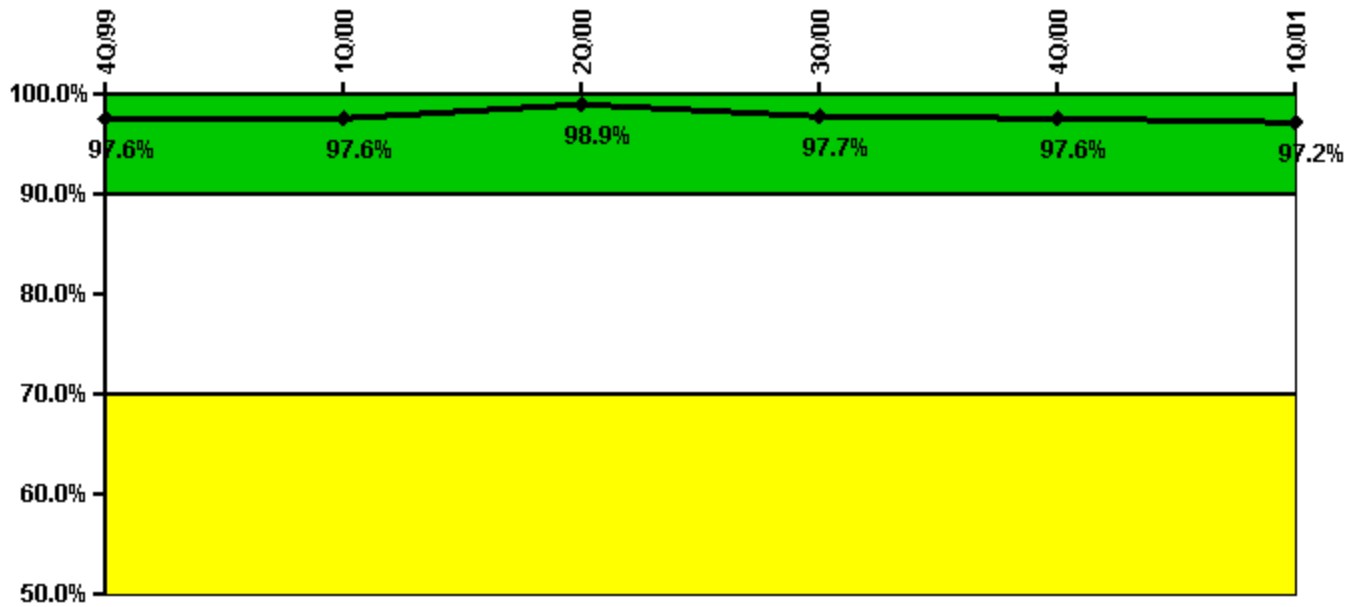
Notes

Reactor Coolant System Leakage	10/99	11/99	12/99	1/00	2/00	3/00	4/00	5/00	6/00	7/00	8/00	9/00
Maximum leakage	1.650	1.650	1.680	1.670	1.610	1.620	1.650	1.700	1.650	2.050	1.640	1.630
Technical specification limit	30.0	30.0	30.0	30.0	30.0	30.0	30.0	30.0	30.0	30.0	30.0	30.0
Indicator value	5.5	5.5	5.6	5.6	5.4	5.4	5.5	5.7	5.5	6.8	5.5	5.4

Reactor Coolant System Leakage	10/00	11/00	12/00	1/01	2/01	3/01
Maximum leakage	1.660	1.810	1.630	1.610	1.630	1.630
Technical specification limit	30.0	30.0	30.0	30.0	30.0	30.0
Indicator value	5.5	6.0	5.4	5.4	5.4	5.4

Licensee Comments: none

### Drill/Exercise Performance



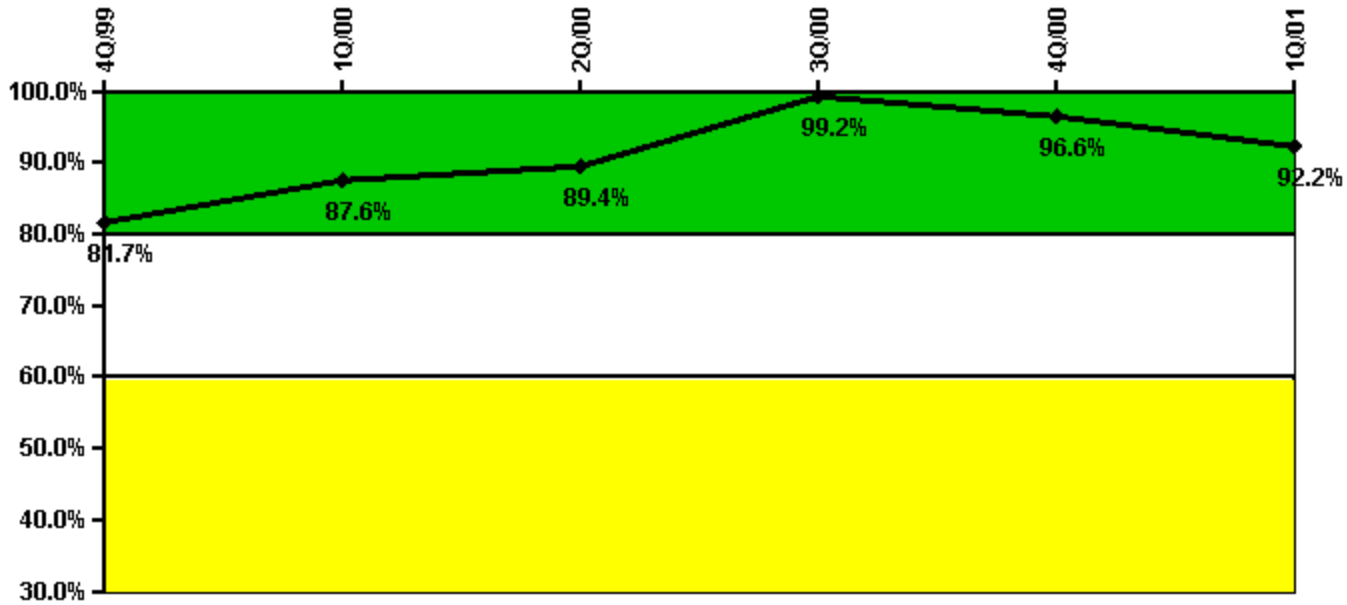
Thresholds: White < 90.0% Yellow < 70.0%

#### Notes

Drill/Exercise Performance	4Q/99	1Q/00	2Q/00	3Q/00	4Q/00	1Q/01
Successful opportunities	14.0	2.0	18.0	53.0	0	18.0
Total opportunities	14.0	2.0	19.0	55.0	0	19.0
Indicator value	97.6%	97.6%	98.9%	97.7%	97.6%	97.2%

Licensee Comments: none

### ERO Drill Participation



Thresholds: White < 80.0% Yellow < 60.0%

#### Notes

ERO Drill Participation	4Q/99	1Q/00	2Q/00	3Q/00	4Q/00	1Q/01
Participating Key personnel	94.0	99.0	110.0	118.0	115.0	118.0
Total Key personnel	115.0	113.0	123.0	119.0	119.0	128.0
Indicator value	81.7%	87.6%	89.4%	99.2%	96.6%	92.2%

Licensee Comments: none

### Alert & Notification System

**Not applicable due to  
unique design  
characteristics.  
Performance in this area  
will be assessed through  
focused NRC inspection  
efforts.**

**Notes**

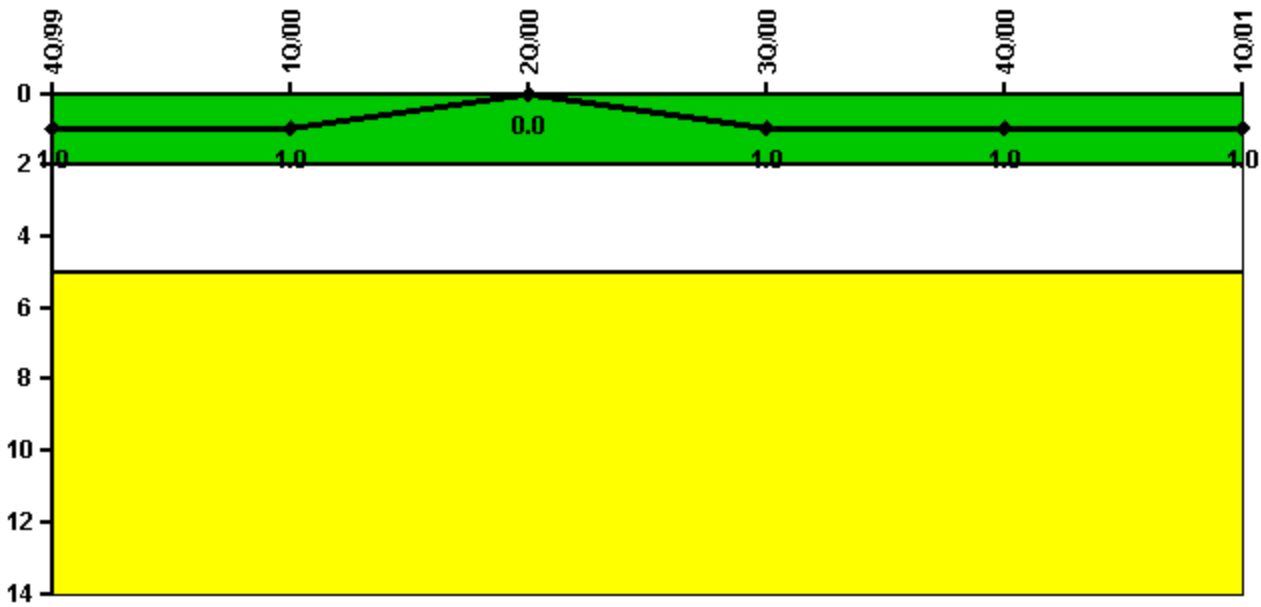
Alert & Notification System	4Q/99	1Q/00	2Q/00	3Q/00	4Q/00	1Q/01
Successful siren-tests						
Total sirens-tests						
<b>Indicator value</b>						

Licensee Comments:

1Q/01: Plant Hatch does not use sirens as an emergency notification system.

---

### Occupational Exposure Control Effectiveness



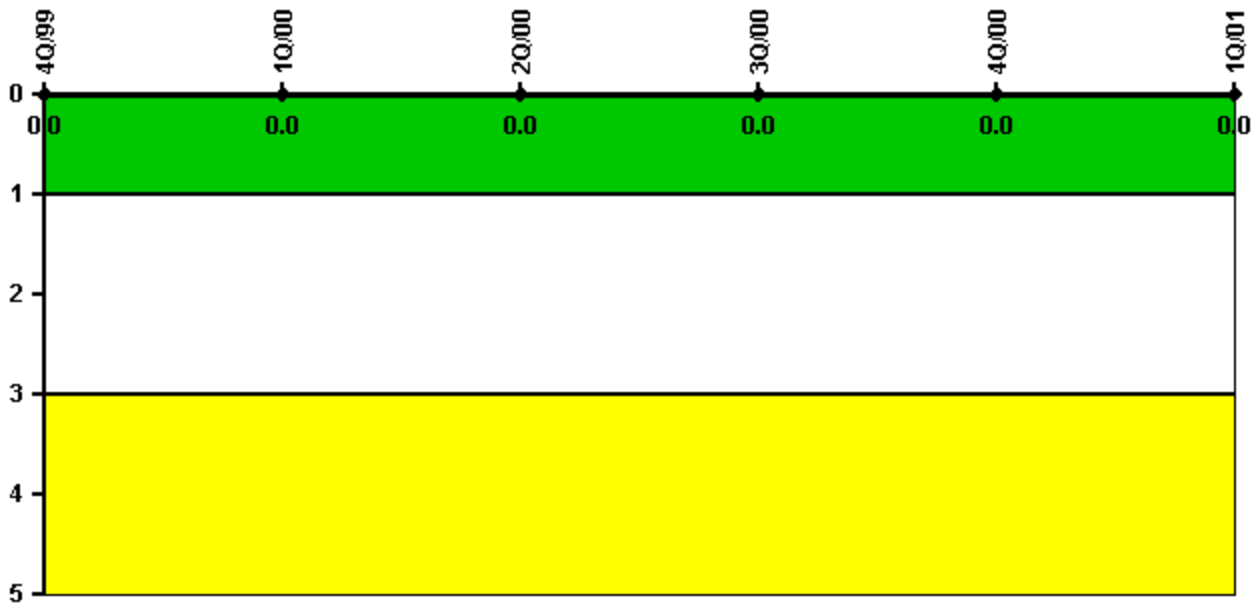
Thresholds: White > 2.0 Yellow > 5.0

#### Notes

Occupational Exposure Control Effectiveness	4Q/99	1Q/00	2Q/00	3Q/00	4Q/00	1Q/01
High radiation area occurrences	0	0	0	0	0	0
Very high radiation area occurrences	0	0	0	0	0	0
Unintended exposure occurrences	0	0	0	1	0	0
<b>Indicator value</b>	<b>1</b>	<b>1</b>	<b>0</b>	<b>1</b>	<b>1</b>	<b>1</b>

Licensee Comments: none

### RETS/ODCM Radiological Effluent



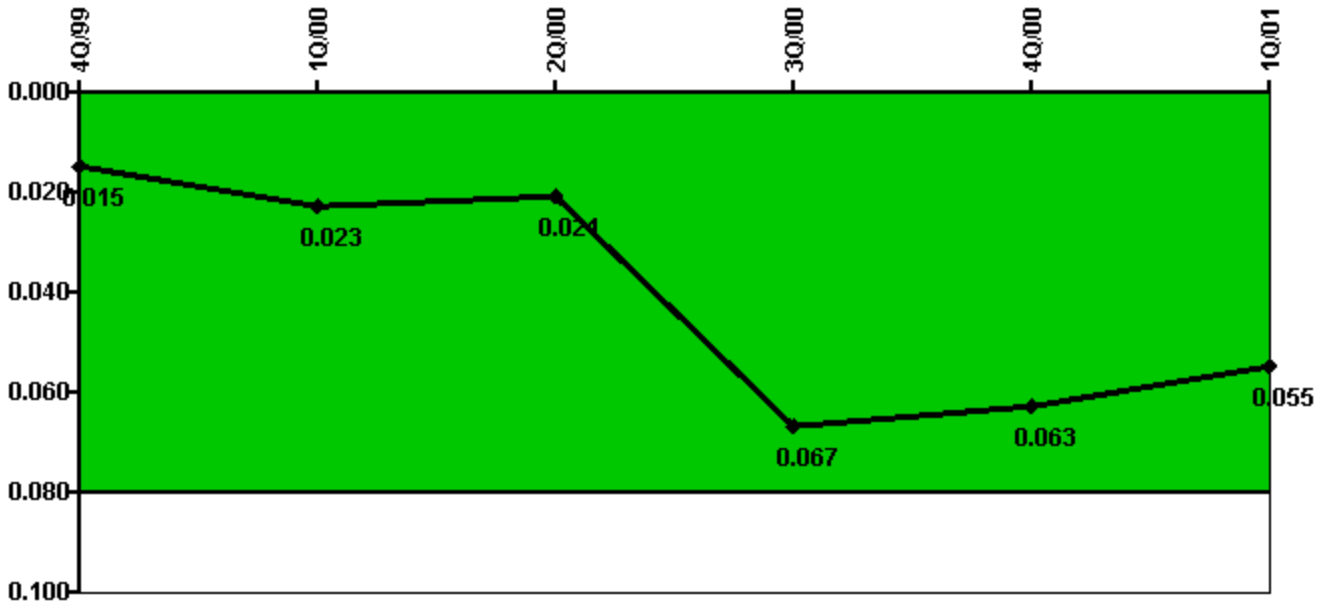
Thresholds: White > 1.0 Yellow > 3.0

#### Notes

RETS/ODCM Radiological Effluent	4Q/99	1Q/00	2Q/00	3Q/00	4Q/00	1Q/01
RETS/ODCM occurrences	0	0	0	0	0	0
Indicator value	0	0	0	0	0	0

Licensee Comments: none

### Protected Area Security Performance Index



Thresholds: White > 0.080

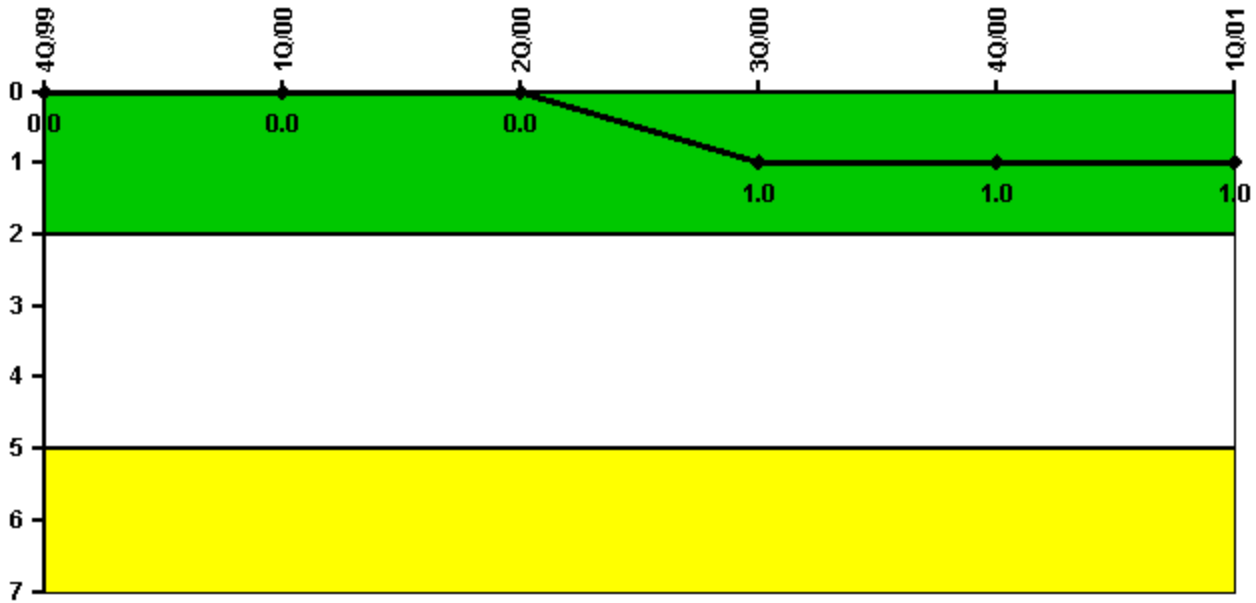
#### Notes

Protected Area Security Performance Index	4Q/99	1Q/00	2Q/00	3Q/00	4Q/00	1Q/01
IDS compensatory hours	82.91	64.10	27.58	1013.82	19.62	0
CCTV compensatory hours	0	95.7	2.0	0.4	0	1.1
IDS normalization factor	1.10	1.10	1.10	1.10	1.10	1.10
CCTV normalization factor	1.1	1.1	1.1	1.1	1.1	1.1
<b>Index Value</b>	<b>0.015</b>	<b>0.023</b>	<b>0.021</b>	<b>0.067</b>	<b>0.063</b>	<b>0.055</b>

Licensee Comments: none



### Personnel Screening Program



Thresholds: White > 2.0 Yellow > 5.0

#### Notes

Personnel Screening Program	4Q/99	1Q/00	2Q/00	3Q/00	4Q/00	1Q/01
Program failures	0	0	0	1	0	0
Indicator value	0	0	0	1	1	1

Licensee Comments: none

### FFD/Personnel Reliability



Thresholds: White > 2.0 Yellow > 5.0

#### Notes

FFD/Personnel Reliability	4Q/99	1Q/00	2Q/00	3Q/00	4Q/00	1Q/01
Program Failures	0	0	0	0	0	0
Indicator value	0	0	0	0	0	0

Licensee Comments: none

▲ [PI Summary](#) | [Inspection Findings Summary](#) | [Action Matrix Summary](#) | [Reactor Oversight Process](#)

Last Modified: March 28, 2002