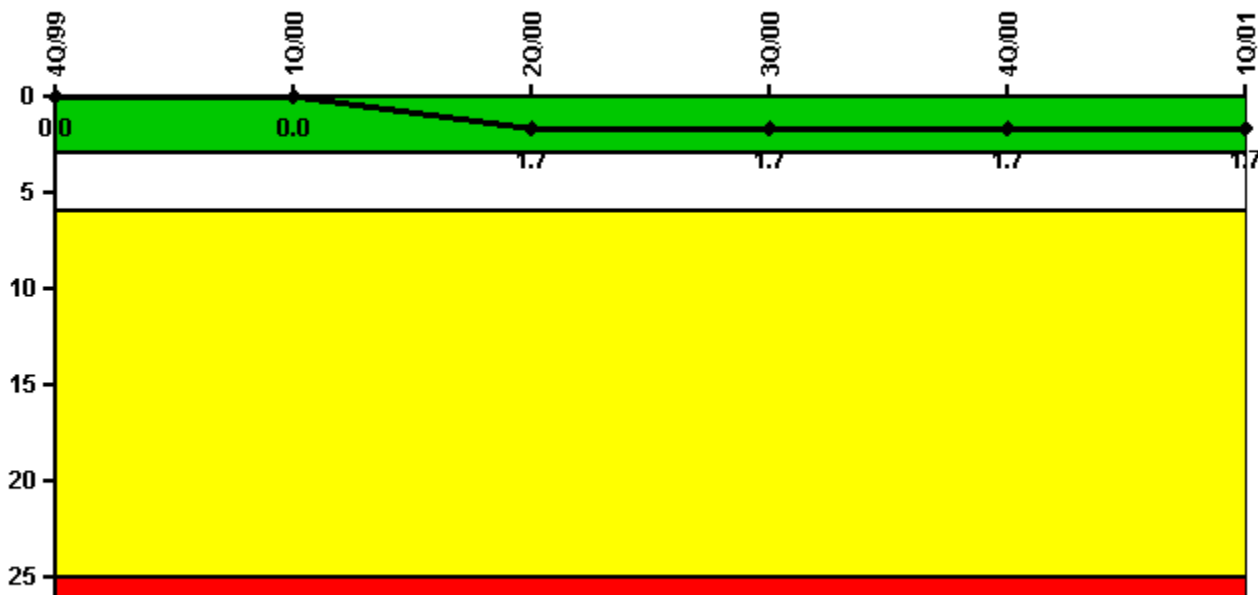


Browns Ferry 3

1Q/2001 Performance Indicators

Licensee's General Comments: none

Unplanned Scrams per 7000 Critical Hrs



Thresholds: White > 3.0 Yellow > 6.0 Red > 25.0

Notes

Unplanned Scrams per 7000 Critical Hrs	4Q/99	1Q/00	2Q/00	3Q/00	4Q/00	1Q/01
Unplanned scrams	0	0	2.0	0	0	0
Critical hours	2209.0	2184.0	1728.4	2208.0	2209.0	2160.0
Indicator value	0	0	1.7	1.7	1.7	1.7

Licensee Comments: none

Scrams with Loss of Normal Heat Removal



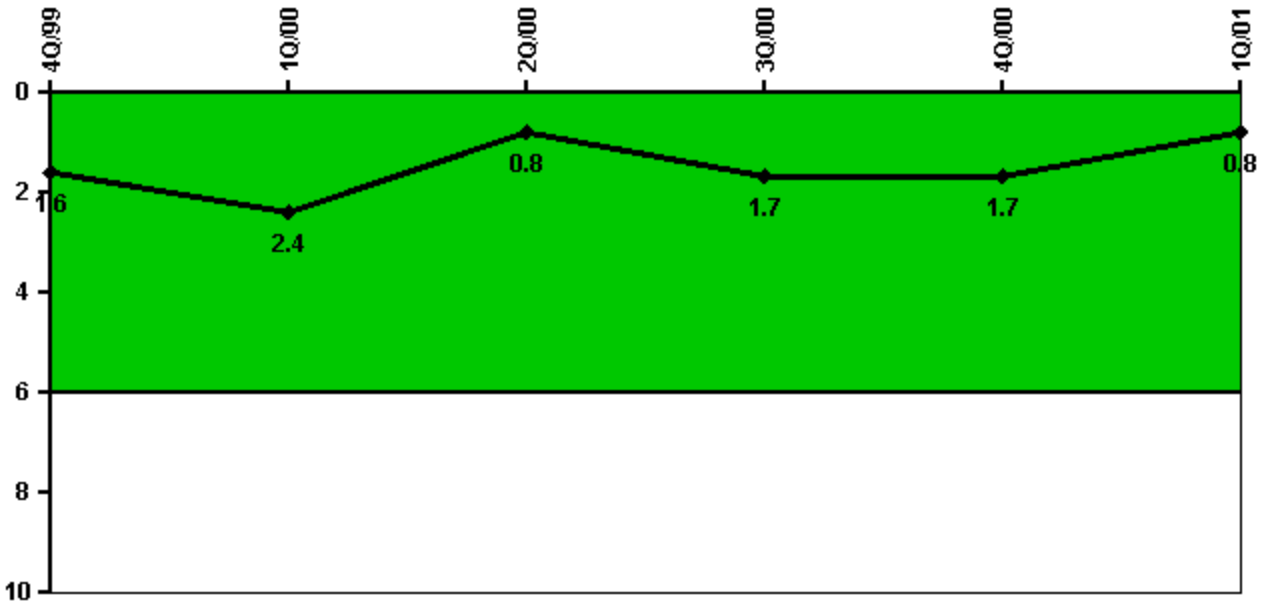
Thresholds: White > 2.0 Yellow > 10.0 Red > 20.0

Notes

Scrams with Loss of Normal Heat Removal	4Q/99	1Q/00	2Q/00	3Q/00	4Q/00	1Q/01
Scrams	0	0	0	0	0	0
Indicator value	0	0	0	0	0	0

Licensee Comments: none

Unplanned Power Changes per 7000 Critical Hrs



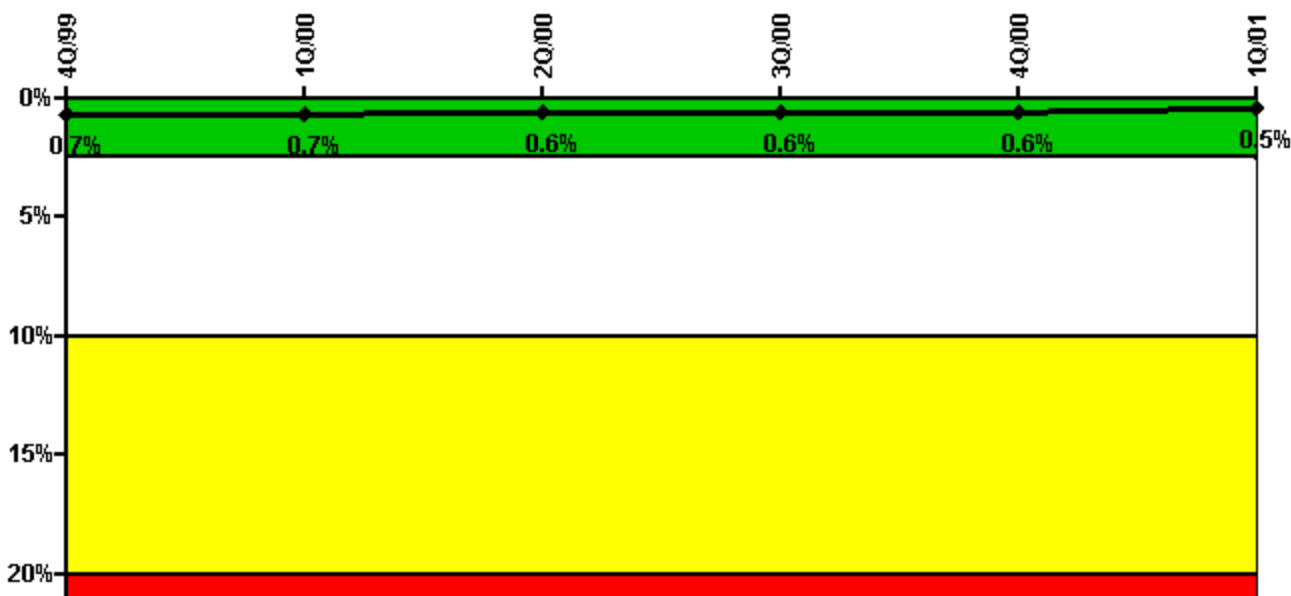
Thresholds: White > 6.0

Notes

Unplanned Power Changes per 7000 Critical Hrs	4Q/99	1Q/00	2Q/00	3Q/00	4Q/00	1Q/01
Unplanned power changes	0	1.0	0	1.0	0	0
Critical hours	2209.0	2184.0	1728.4	2208.0	2209.0	2160.0
Indicator value	1.6	2.4	0.8	1.7	1.7	0.8

Licensee Comments: none

Safety System Unavailability, Emergency AC Power, >2EDG



Thresholds: White > 2.5% Yellow > 10.0% Red > 20.0%

Notes

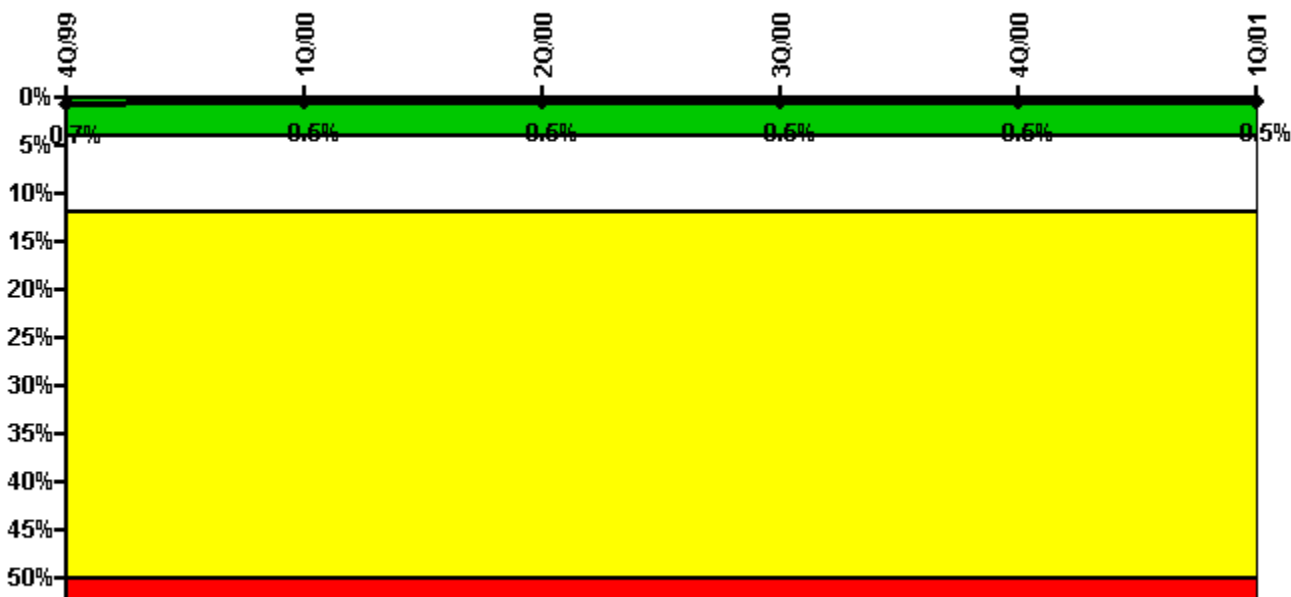
Safety System Unavailability, Emergency AC Power, >2EDG	4Q/99	1Q/00	2Q/00	3Q/00	4Q/00	1Q/01
Train 1						
Planned unavailable hours	9.00	2.50	1.40	5.00	0.90	1.08
Unplanned unavailable hours	0	0	0	0	0	0
Fault exposure hours	0	0	0	0	0	0
Effective Reset hours	0	0	0	0	0	0
Required hours	2209.00	2184.00	2183.00	2208.00	2209.00	2160.00
Train 2						
Planned unavailable hours	2.60	2.30	1.40	12.20	1.30	0.81
Unplanned unavailable hours	0	0	0	0	0	0
Fault exposure hours	0	0	0	0	0	0
Effective Reset hours	0	0	0	0	0	0
Required hours	2209.00	2184.00	2183.00	2208.00	2209.00	2160.00
Train 3						
Planned unavailable hours	9.90	2.40	2.00	14.70	1.20	1.78
Unplanned unavailable hours	0	0	0	0	0	0
Fault exposure hours	0	0	0	0	0	0
Effective Reset hours	0	0	0	0	0	0
Required hours	2209.00	2184.00	2183.00	2208.00	2209.00	2160.00
Train 4						
Planned unavailable hours	4.00	2.90	1.40	7.30	0.90	0.73
Unplanned unavailable hours	0	0	0	0	0	0
Fault exposure hours	0	0	0	0	0	0
Effective Reset hours	0	0	0	0	0	0
Required hours	2209.00	2184.00	2183.00	2208.00	2209.00	2160.00
Train 5						
Planned unavailable hours	6.50	2.70	2.20	11.29	1.20	1.01
Unplanned unavailable hours	0	0	0	0	0	0
Fault exposure hours	0	0	0	0	0	0

Effective Reset hours	0	0	0	0	0	0
Required hours	2209.00	2184.00	2183.00	2208.00	2209.00	2160.00
Train 6						
Planned unavailable hours	1.60	2.40	1.80	4.65	2.49	0.92
Unplanned unavailable hours	40.60	2.00	0	0	0	8.91
Fault exposure hours	0	0	0	0	0	0
Effective Reset hours	0	0	0	0	0	0
Required hours	2209.00	2184.00	2183.00	2208.00	2209.00	2160.00
Train 7						
Planned unavailable hours	1.00	2.30	2.40	6.05	1.18	0.95
Unplanned unavailable hours	54.20	65.40	0	0	0	0
Fault exposure hours	0	0	0	0	0	0
Effective Reset hours	0	0	0	0	0	0
Required hours	2209.00	2184.00	2183.00	2208.00	2209.00	2160.00
Train 8						
Planned unavailable hours	2.40	2.50	4.10	1.90	0.85	0.99
Unplanned unavailable hours	0	0	0	0	3.85	0
Fault exposure hours	0	0	0	0	0	0
Effective Reset hours	0	0	0	0	0	0
Required hours	2209.00	2184.00	2183.00	2208.00	2209.00	2160.00
Indicator value	0.7%	0.7%	0.6%	0.6%	0.6%	0.5%

Licensee Comments:

4Q/00: For Q2 1999, subtracted one hour from Hours Train Required for Service to adjust for Daylight Savings Time Change. No color change.

Safety System Unavailability, High Pressure Injection System (HPCI)



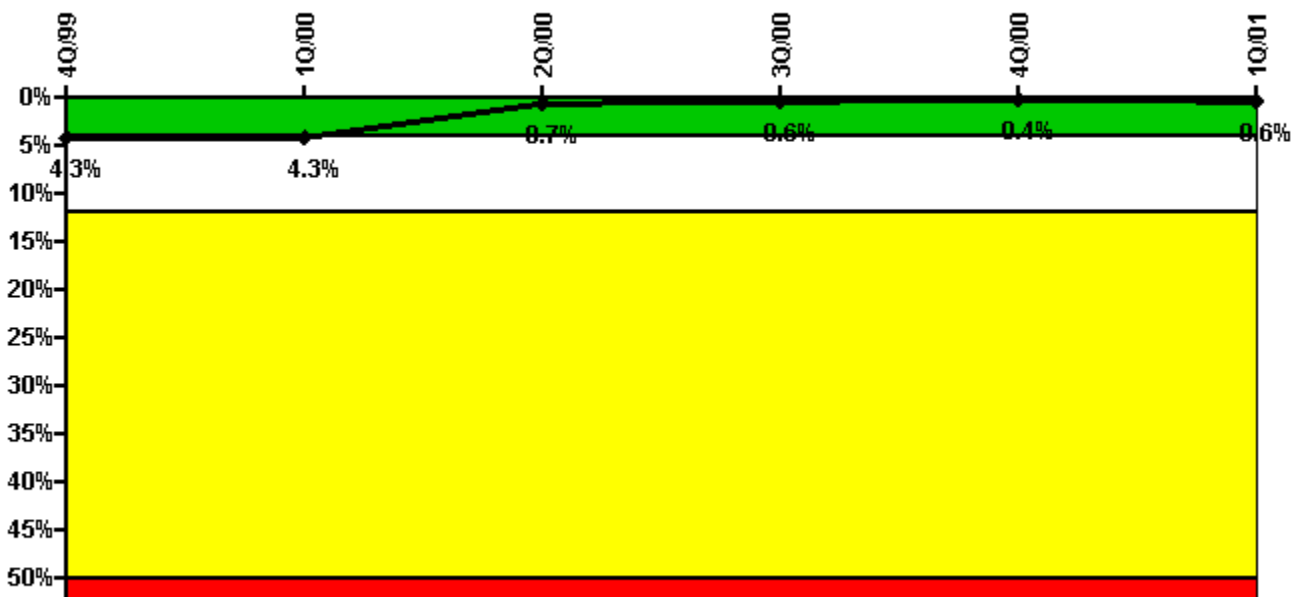
Thresholds: White > 4.0% Yellow > 12.0% Red > 50.0%

Notes

Safety System Unavailability, High Pressure Injection System (HPCI)	4Q/99	1Q/00	2Q/00	3Q/00	4Q/00	1Q/01
Train 1						
Planned unavailable hours	0.50	1.50	0.92	0	0	8.07
Unplanned unavailable hours	0	0	0	0	0	0
Fault exposure hours	0	0	0	0	0	0
Effective Reset hours	0	0	0	0	0	0
Required hours	2209.00	2184.00	1763.07	2208.00	2209.00	2160.00
Indicator value	0.7%	0.5%	0.5%	0.5%	0.5%	0.5%

Licensee Comments: none

Safety System Unavailability, Heat Removal System (RCIC)



Thresholds: White > 4.0% Yellow > 12.0% Red > 50.0%

Notes

Safety System Unavailability, Heat Removal System (RCIC)	4Q/99	1Q/00	2Q/00	3Q/00	4Q/00	1Q/01
Train 1						
Planned unavailable hours	20.70	5.37	1.62	0.22	0.37	36.58
Unplanned unavailable hours	8.70	0	0	0	0	13.82
Fault exposure hours	0	0	0	0	0	0
Effective Reset hours	0	0	905.00	0	0	0
Required hours	2209.00	2184.00	1763.07	2208.00	2209.00	2160.00
Indicator value	4.3%	4.3%	0.7%	0.6%	0.4%	0.6%

Licensee Comments:

4Q/98: Removed 905 fault exposure hours from Dec-98, in accordance with NEI 99-02 guidelines. Color changed from white to green.

Effective Reset Comments:

2Q/00: Previously reset hours were reset under the new process.

Safety System Unavailability, Residual Heat Removal System



Thresholds: White > 1.5% Yellow > 5.0% Red > 10.0%

Notes

Safety System Unavailability, Residual Heat Removal System	4Q/99	1Q/00	2Q/00	3Q/00	4Q/00	1Q/01
Train 1						
Planned unavailable hours	2.63	48.77	44.33	16.83	0.37	0.60
Unplanned unavailable hours	0	0	0	0	0	0
Fault exposure hours	0	0	0	0	0	0
Effective Reset hours	0	0	0	0	0	0
Required hours	2209.00	2184.00	2054.00	2208.00	2209.00	2160.00
Train 2						
Planned unavailable hours	6.99	13.27	6.65	18.53	0.85	0.52
Unplanned unavailable hours	0	0	0	0	0	0
Fault exposure hours	0	0	0	0	0	0
Effective Reset hours	0	0	0	0	0	0
Required hours	2209.00	2184.00	1970.00	2208.00	2209.00	2160.00
Train 3						
Planned unavailable hours	2.63	45.11	44.33	36.39	20.90	0.60
Unplanned unavailable hours	0	0	0	0	0	0
Fault exposure hours	0	0	0	0	0	0

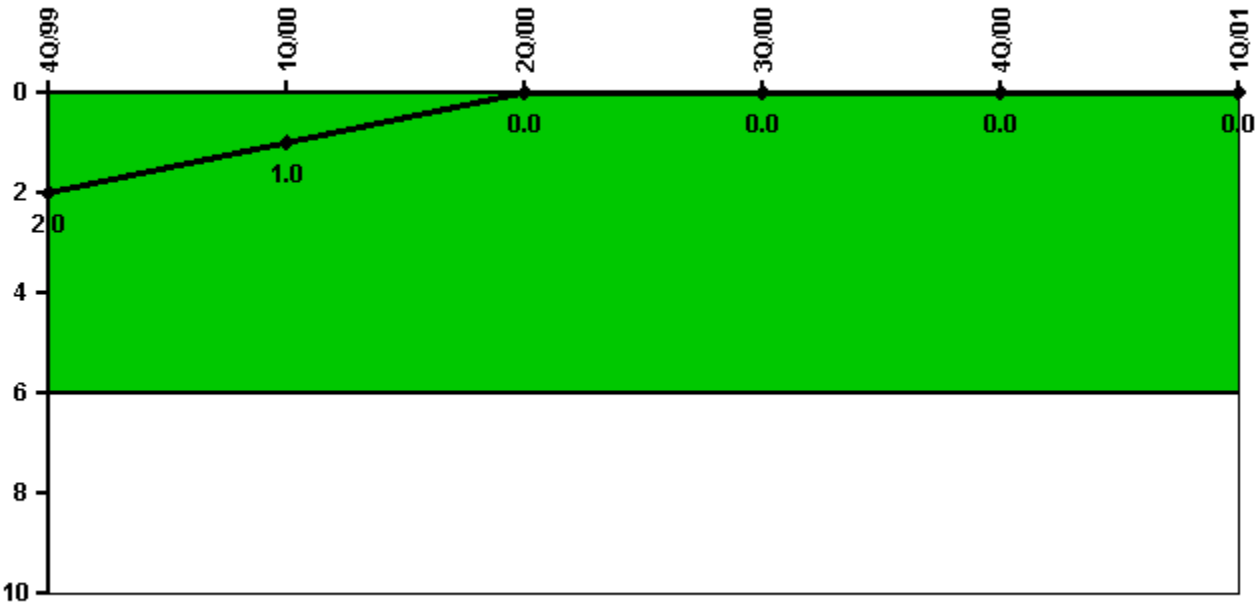
Effective Reset hours	0	0	0	0	0	0
Required hours	2209.00	2184.00	2054.00	2208.00	2209.00	2160.00
Train 4						
Planned unavailable hours	0.66	20.27	44.67	18.53	4.22	0.52
Unplanned unavailable hours	0	0	0	0	0	0
Fault exposure hours	0	0	0	0	0	0
Effective Reset hours	0	0	0	0	0	0
Required hours	2209.00	2184.00	1970.00	2208.00	2209.00	2160.00
Indicator value	0.6%	0.6%	0.7%	0.7%	0.7%	0.7%

Licensee Comments:

1Q/01: 38 additional hours added for April 2000, following re-interpretation of guidance. No color change.

2Q/00: Revised May-98, Aug-98, Jul-99, Jan-00 data to remove hours for on-line planned overhaul maintenance. The color did not change.

Safety System Functional Failures (BWR)



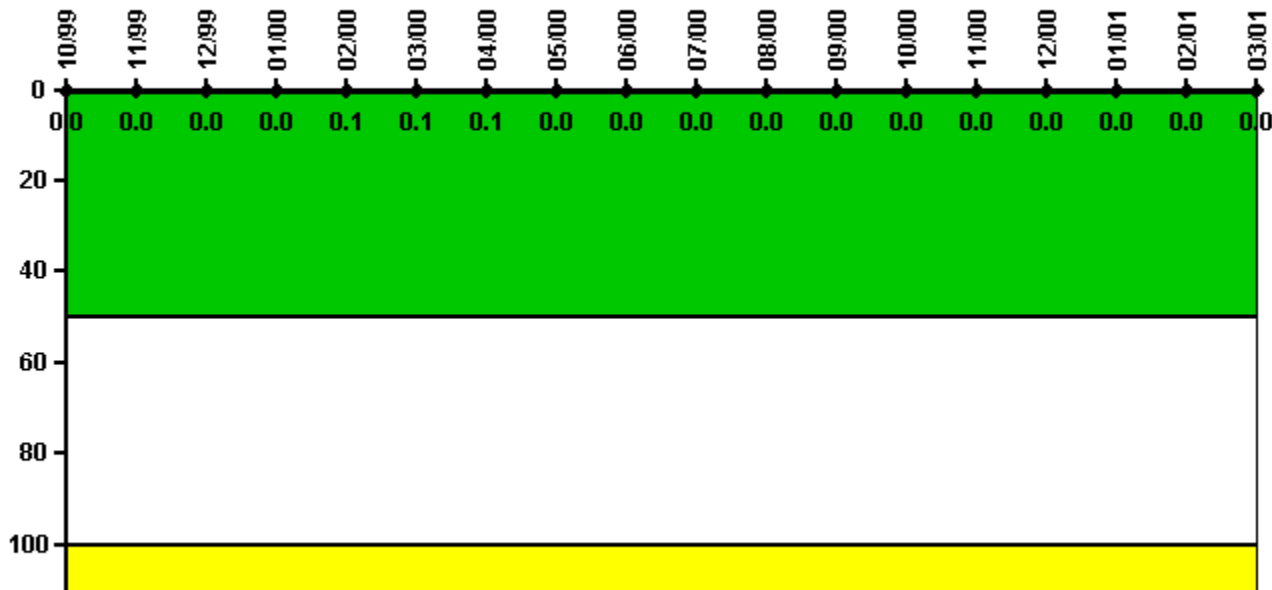
Thresholds: White > 6.0

Notes

Safety System Functional Failures (BWR)	4Q/99	1Q/00	2Q/00	3Q/00	4Q/00	1Q/01
Safety System Functional Failures	0	0	0	0	0	0
Indicator value	2	1	0	0	0	0

Licensee Comments: none

Reactor Coolant System Activity



Thresholds: White > 50.0 Yellow > 100.0

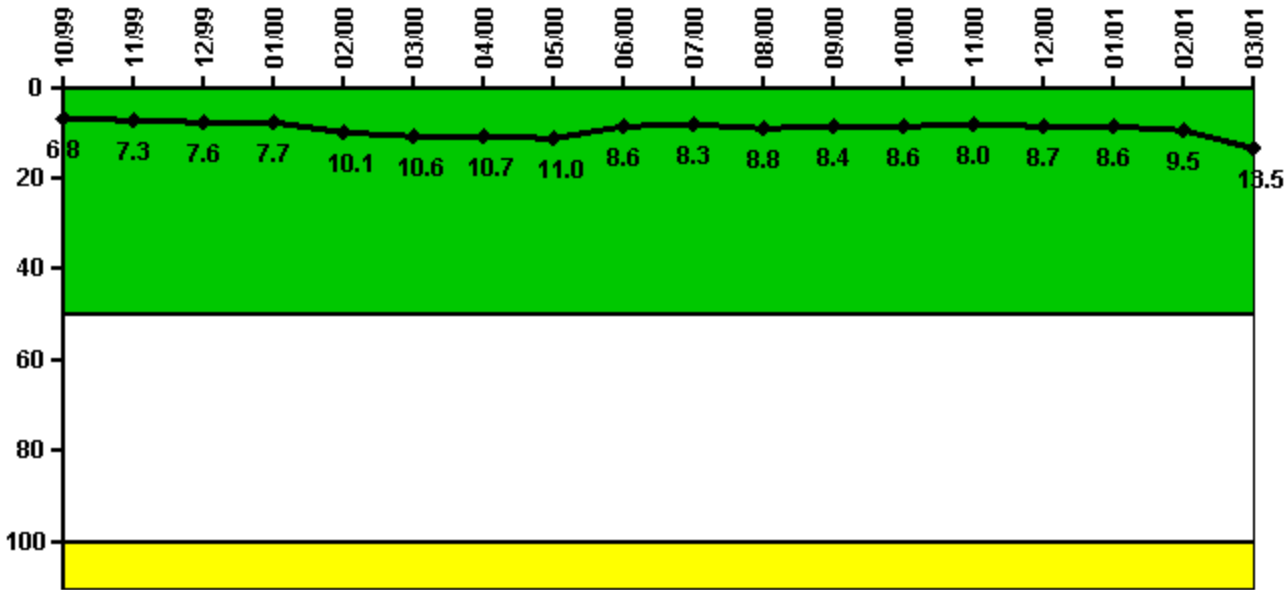
Notes

Reactor Coolant System Activity	10/99	11/99	12/99	1/00	2/00	3/00	4/00	5/00	6/00	7/00	8/00	9/00
Maximum activity	0.000433	0.000173	0.000221	0.000281	0.002640	0.004145	0.002850	0.000391	0.000337	0.000333	0.000329	0.000244
Technical specification limit	3.2	3.2	3.2	3.2	3.2	3.2	3.2	3.2	3.2	3.2	3.2	3.2
Indicator value	0	0	0	0	0.1	0.1	0.1	0	0	0	0	0

Reactor Coolant System Activity	10/00	11/00	12/00	1/01	2/01	3/01
Maximum activity	0.000371	0.000337	0.000132	0.000219	0.000325	0.000230
Technical specification limit	3.2	3.2	3.2	3.2	3.2	3.2
Indicator value	0	0	0	0	0	0

Licensee Comments: none

Reactor Coolant System Leakage



Thresholds: White > 50.0 Yellow > 100.0

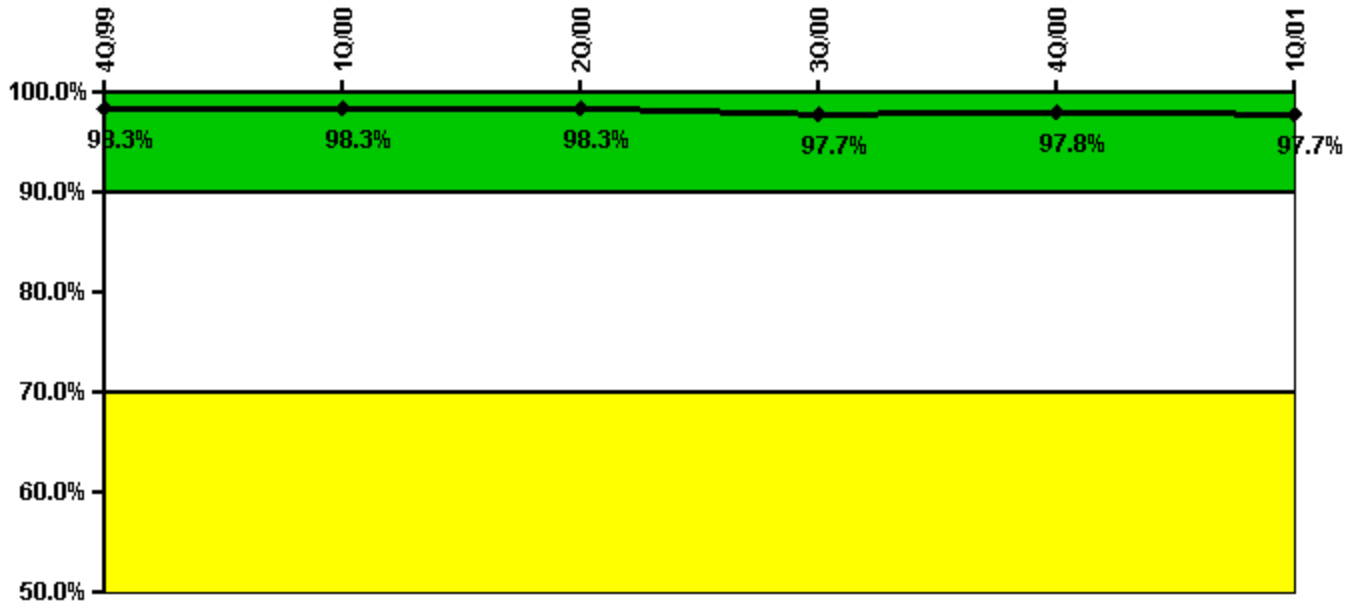
Notes

Reactor Coolant System Leakage	10/99	11/99	12/99	1/00	2/00	3/00	4/00	5/00	6/00	7/00	8/00	9/00
Maximum leakage	2.030	2.180	2.270	2.320	3.030	3.180	3.220	3.310	2.570	2.490	2.650	2.510
Technical specification limit	30.0	30.0	30.0	30.0	30.0	30.0	30.0	30.0	30.0	30.0	30.0	30.0
Indicator value	6.8	7.3	7.6	7.7	10.1	10.6	10.7	11.0	8.6	8.3	8.8	8.4

Reactor Coolant System Leakage	10/00	11/00	12/00	1/01	2/01	3/01
Maximum leakage	2.590	2.410	2.610	2.590	2.840	4.040
Technical specification limit	30.0	30.0	30.0	30.0	30.0	30.0
Indicator value	8.6	8.0	8.7	8.6	9.5	13.5

Licensee Comments: none

Drill/Exercise Performance



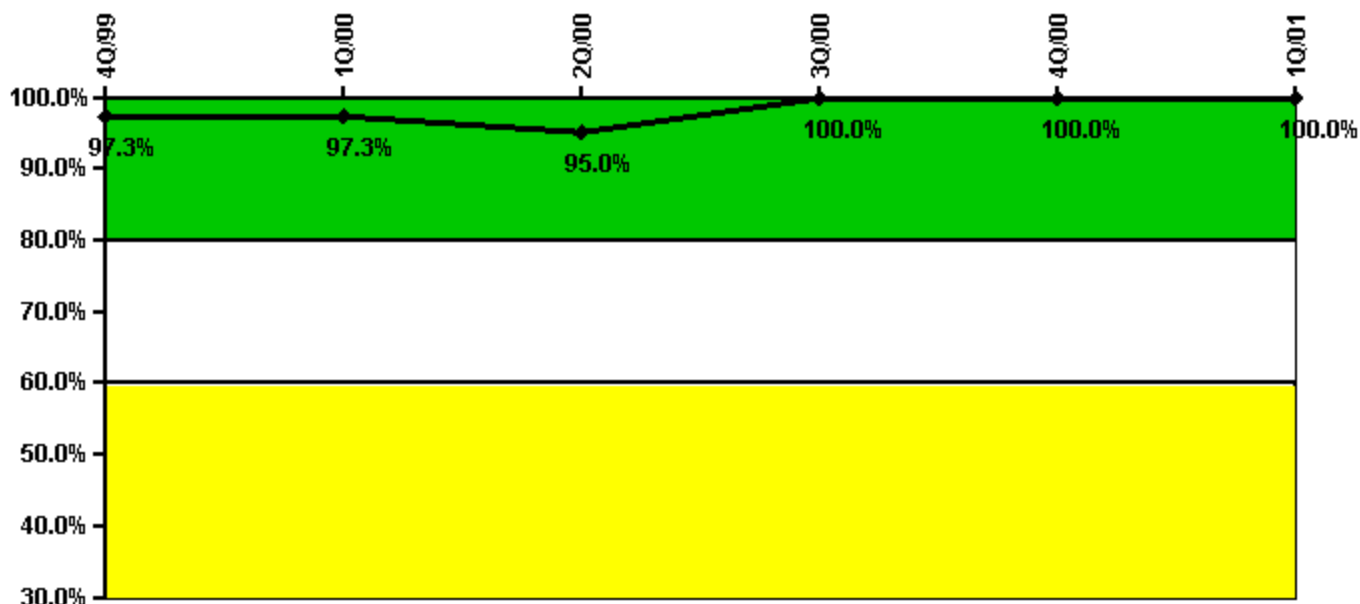
Thresholds: White < 90.0% Yellow < 70.0%

Notes

Drill/Exercise Performance	4Q/99	1Q/00	2Q/00	3Q/00	4Q/00	1Q/01
Successful opportunities	52.0	0	4.0	17.0	34.0	2.0
Total opportunities	53.0	0	4.0	18.0	34.0	2.0
Indicator value	98.3%	98.3%	98.3%	97.7%	97.8%	97.7%

Licensee Comments: none

ERO Drill Participation



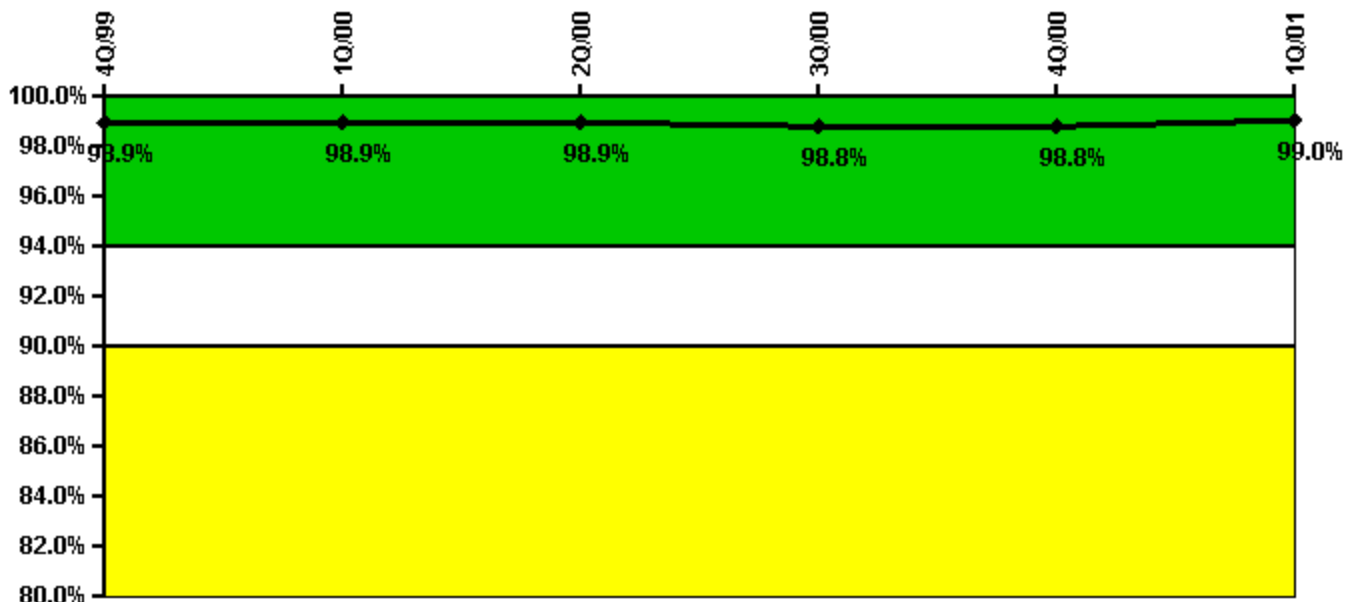
Thresholds: White < 80.0% Yellow < 60.0%

Notes

ERO Drill Participation	4Q/99	1Q/00	2Q/00	3Q/00	4Q/00	1Q/01
Participating Key personnel	36.0	36.0	38.0	41.0	37.0	38.0
Total Key personnel	37.0	37.0	40.0	41.0	37.0	38.0
Indicator value	97.3%	97.3%	95.0%	100.0%	100.0%	100.0%

Licensee Comments: none

Alert & Notification System



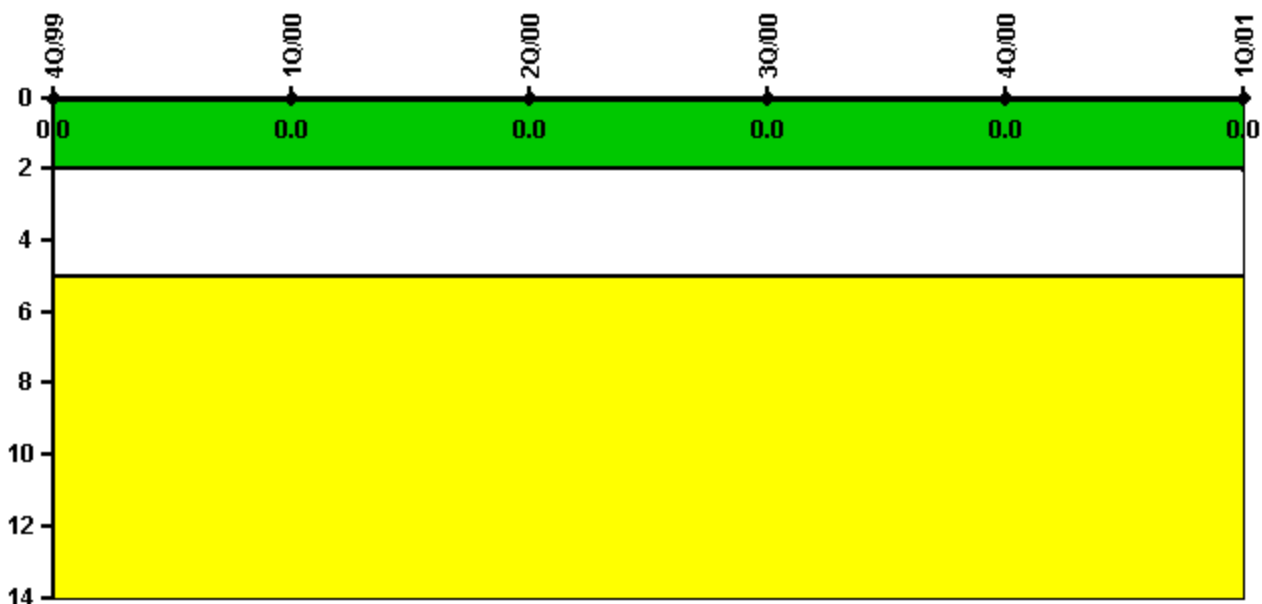
Thresholds: White < 94.0% Yellow < 90.0%

Notes

Alert & Notification System	4Q/99	1Q/00	2Q/00	3Q/00	4Q/00	1Q/01
Successful siren-tests	691	788	693	791	891	794
Total sirens-tests	700	800	700	800	900	800
Indicator value	98.9%	98.9%	98.9%	98.8%	98.8%	99.0%

Licensee Comments: none

Occupational Exposure Control Effectiveness



Thresholds: White > 2.0 Yellow > 5.0

Notes

Occupational Exposure Control Effectiveness	4Q/99	1Q/00	2Q/00	3Q/00	4Q/00	1Q/01
High radiation area occurrences	0	0	0	0	0	0
Very high radiation area occurrences	0	0	0	0	0	0
Unintended exposure occurrences	0	0	0	0	0	0
Indicator value	0	0	0	0	0	0

Licensee Comments: none

RETS/ODCM Radiological Effluent



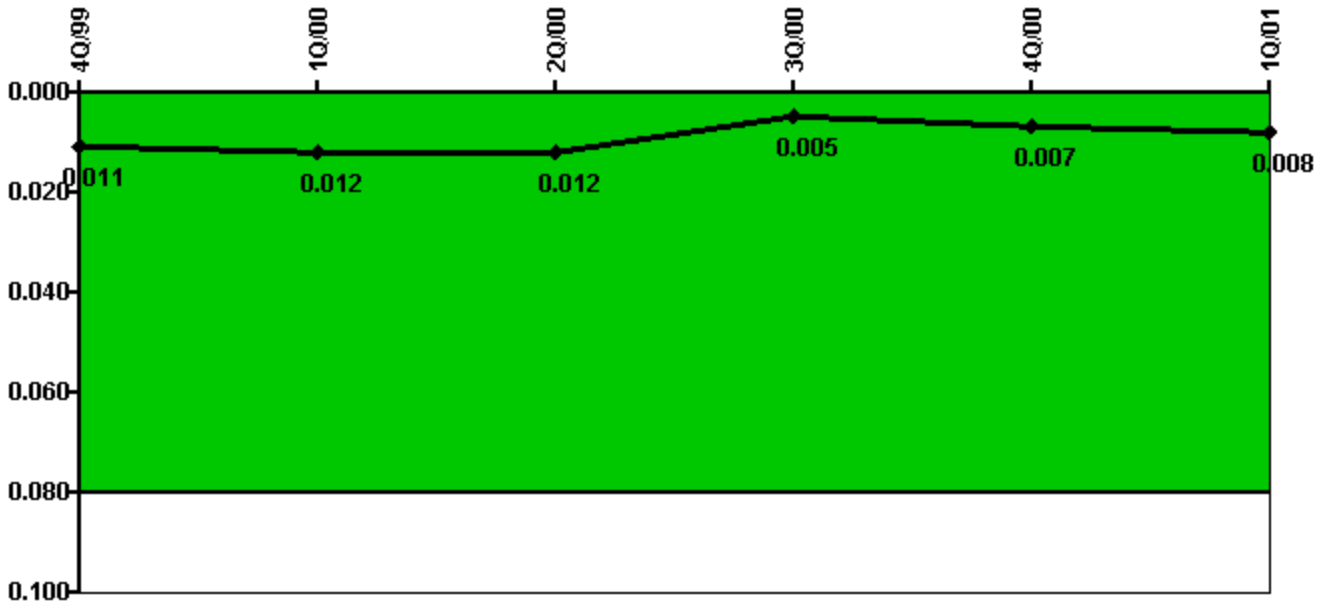
Thresholds: White > 1.0 Yellow > 3.0

Notes

RETS/ODCM Radiological Effluent	4Q/99	1Q/00	2Q/00	3Q/00	4Q/00	1Q/01
RETS/ODCM occurrences	0	0	0	0	0	0
Indicator value	0	0	0	0	0	0

Licensee Comments: none

Protected Area Security Performance Index



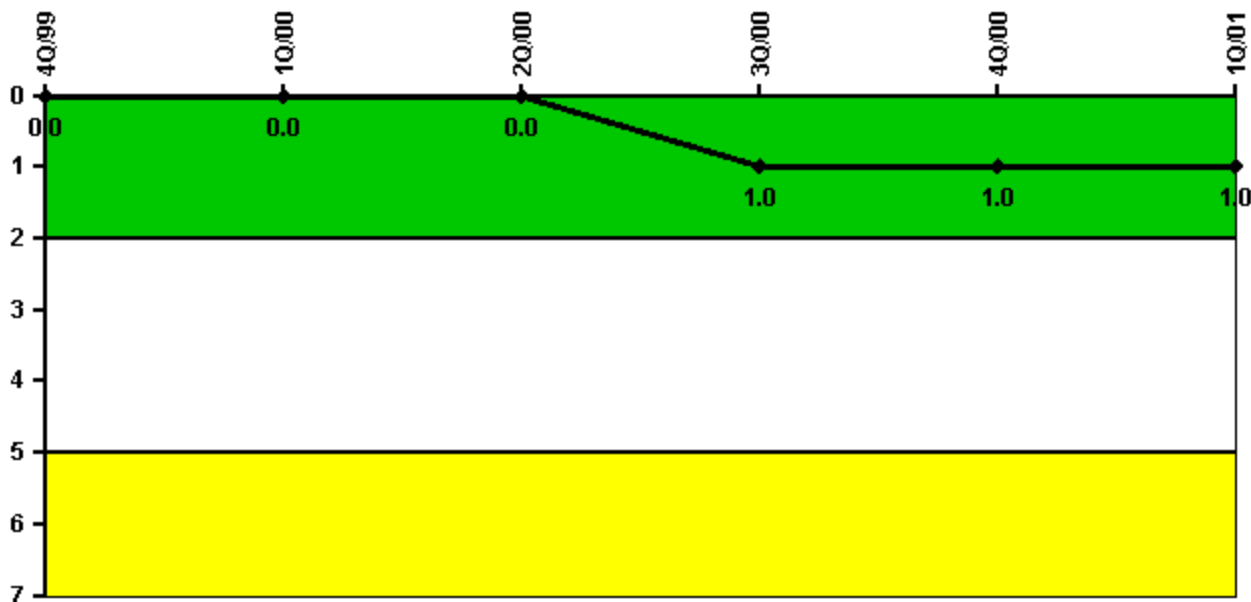
Thresholds: White > 0.080

Notes

Protected Area Security Performance Index	4Q/99	1Q/00	2Q/00	3Q/00	4Q/00	1Q/01
IDS compensatory hours	0	0	34.54	65.80	39.02	84.11
CCTV compensatory hours	0	37.7	2.9	26.6	27.4	0
IDS normalization factor	1.95	1.95	1.95	1.95	1.95	1.95
CCTV normalization factor	1.7	1.7	1.7	1.7	1.7	1.7
Index Value	0.011	0.012	0.012	0.005	0.007	0.008

Licensee Comments: none

Personnel Screening Program



Thresholds: White > 2.0 Yellow > 5.0

Notes

Personnel Screening Program	4Q/99	1Q/00	2Q/00	3Q/00	4Q/00	1Q/01
Program failures	0	0	0	1	0	0
Indicator value	0	0	0	1	1	1

Licensee Comments: none

FFD/Personnel Reliability



Thresholds: White > 2.0 Yellow > 5.0

Notes

FFD/Personnel Reliability	4Q/99	1Q/00	2Q/00	3Q/00	4Q/00	1Q/01
Program Failures	0	0	0	0	0	0
Indicator value	0	0	0	0	0	0

Licensee Comments: none

▲ [PI Summary](#) | [Inspection Findings Summary](#) | [Action Matrix Summary](#) | [Reactor Oversight Process](#)

Last Modified: March 28, 2002