

### Harris 1

#### 4Q/2000 Performance Indicators

Licensee's General Comments: Submittal includes corrections to data elements identified within the report.

#### Unplanned Scrams per 7000 Critical Hrs



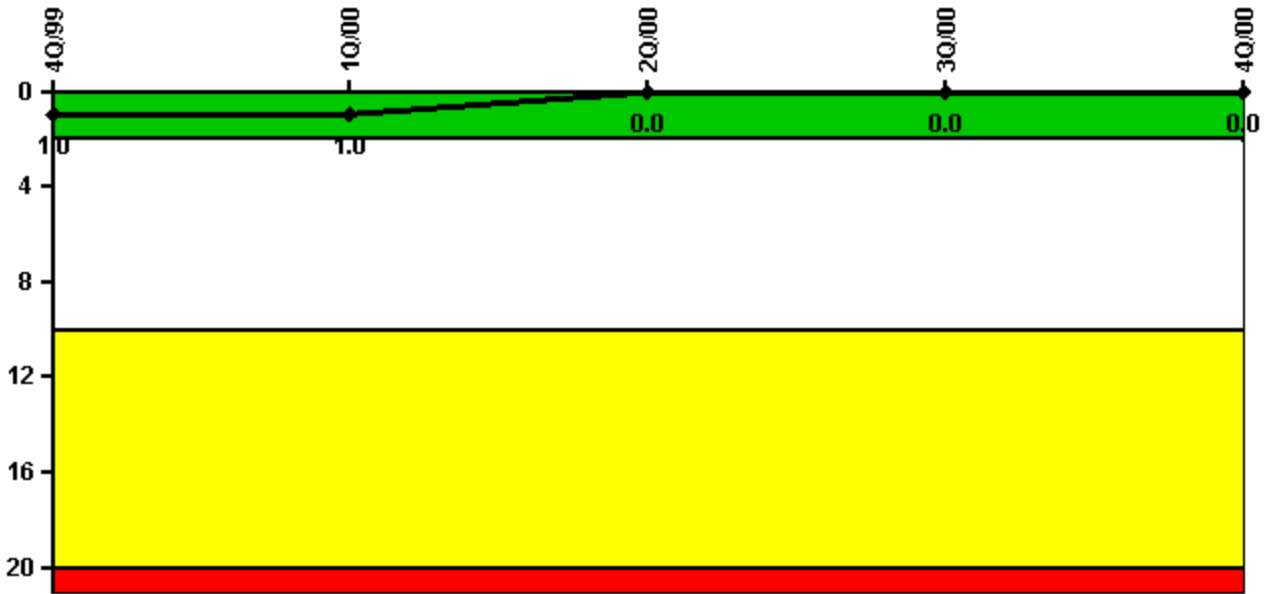
Thresholds: White > 3.0 Yellow > 6.0 Red > 25.0

#### Notes

Unplanned Scrams per 7000 Critical Hrs	4Q/99	1Q/00	2Q/00	3Q/00	4Q/00
Unplanned scrams	1.0	0	1.0	0	0
Critical hours	2185.4	2184.0	1526.7	2208.0	2209.0
<b>Indicator value</b>	<b>2.4</b>	<b>0.8</b>	<b>1.7</b>	<b>1.7</b>	<b>0.9</b>

Licensee Comments: none

### Scrams with Loss of Normal Heat Removal



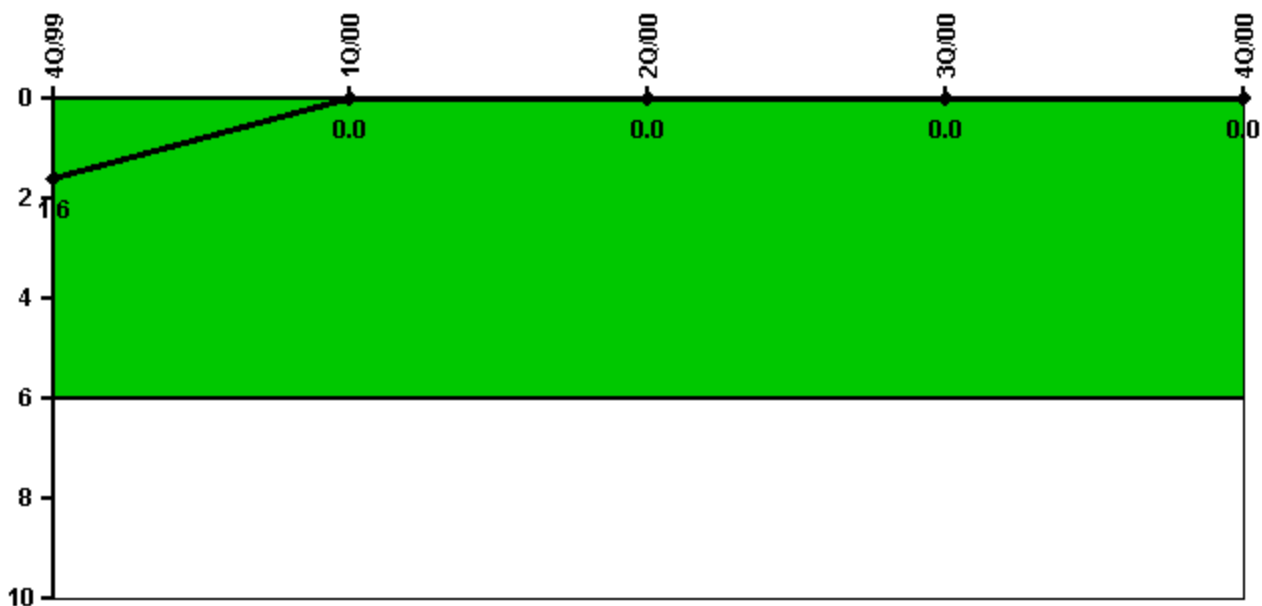
Thresholds: White > 2.0 Yellow > 10.0 Red > 20.0

#### Notes

Scrams with Loss of Normal Heat Removal	4Q/99	1Q/00	2Q/00	3Q/00	4Q/00
Scrams	0	0	0	0	0
Indicator value	1.0	1.0	0	0	0

Licensee Comments: none

### Unplanned Power Changes per 7000 Critical Hrs



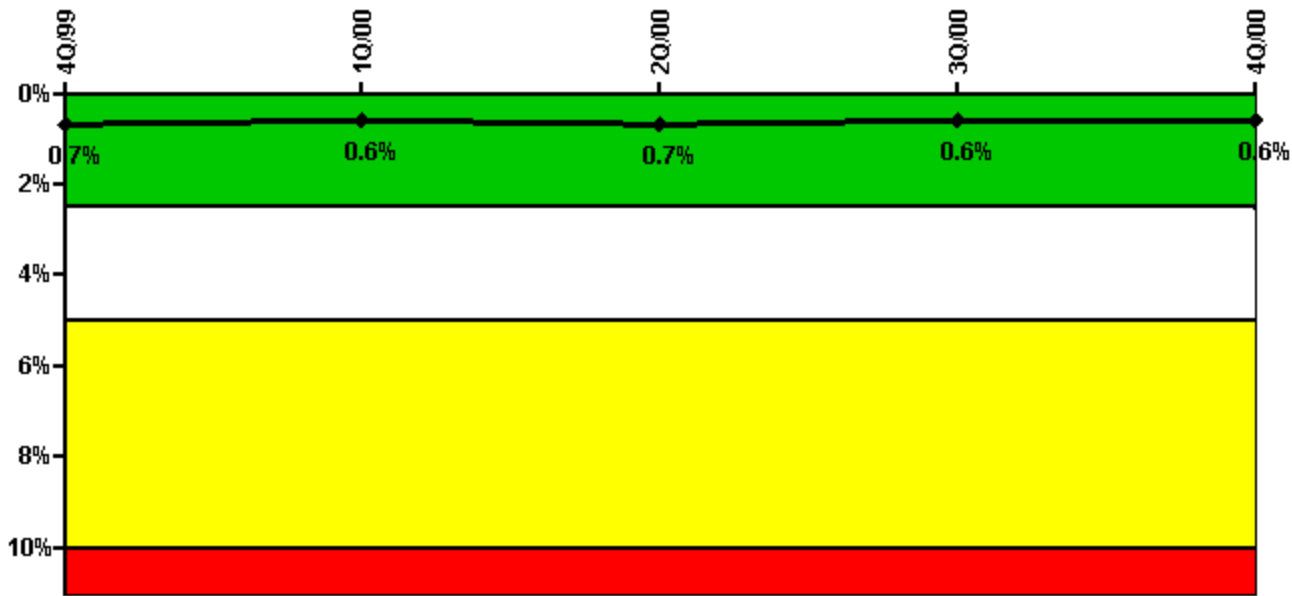
Thresholds: White > 6.0

#### Notes

Unplanned Power Changes per 7000 Critical Hrs	4Q/99	1Q/00	2Q/00	3Q/00	4Q/00
Unplanned power changes	0	0	0	0	0
Critical hours	2185.4	2184.0	1526.7	2208.0	2209.0
<b>Indicator value</b>	<b>1.6</b>	<b>0</b>	<b>0</b>	<b>0</b>	<b>0</b>

Licensee Comments: none

### Safety System Unavailability, Emergency AC Power



Thresholds: White > 2.5% Yellow > 5.0% Red > 10.0%

#### Notes

Safety System Unavailability, Emergency AC Power	4Q/99	1Q/00	2Q/00	3Q/00	4Q/00
<b>Train 1</b>					
Planned unavailable hours	0	18.20	2.20	19.85	3.01
Unplanned unavailable hours	0	0	2.00	0	0.32
Fault exposure hours	0	0	0	0	0
Effective Reset hours	0	0	0	0	0
Required hours	2209.00	2184.00	1881.50	2208.00	2209.00
<b>Train 2</b>					
Planned unavailable hours	34.80	2.30	28.50	7.84	2.51
Unplanned unavailable hours	0	0	2.80	0	0.75
Fault exposure hours	0	0	0	0	0
Effective Reset hours	0	0	0	0	0
Required hours	2209.00	2184.00	1942.80	2208.00	2209.00
<b>Indicator value</b>	<b>0.7%</b>	<b>0.6%</b>	<b>0.7%</b>	<b>0.6%</b>	<b>0.6%</b>

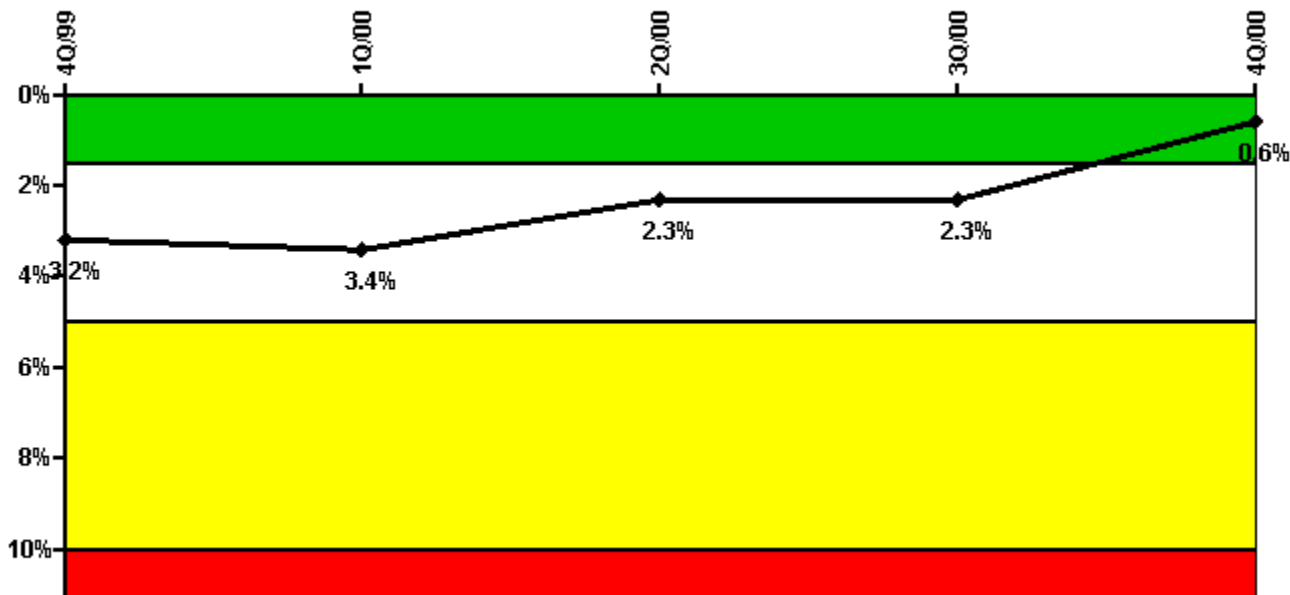
#### Licensee Comments:

4Q/00: Added .5 hours to B-Train planned unavailable hrs for 09/00, this does not change the indicator color. Added .3 hrs to A-Train planned unavailable hrs for 5/00, this does not change the indicator color.

3Q/00: Corrected September Train 2 planned data to show additional .01 that was previously dropped due to a rounding error. No impact on color.

2Q/00: Corrected May Train 1 planned and unplanned data to reflect revised support system data. No change to indicator color. Corrected April Train 2 unplanned data to reflect revision of support system data.

### Safety System Unavailability, High Pressure Injection System (HPSI)



Thresholds: White > 1.5% Yellow > 5.0% Red > 10.0%

#### Notes

Safety System Unavailability, High Pressure Injection System (HPSI)	4Q/99	1Q/00	2Q/00	3Q/00	4Q/00
<b>Train 1</b>					
Planned unavailable hours	5.22	1.18	0.45	7.03	0.47
Unplanned unavailable hours	0	0	0	0	0
Fault exposure hours	842.84	0	0	0	0
Effective Reset hours	0	0	485.93	0	842.84
Required hours	2209.00	2184.00	1832.00	2208.00	2209.00
<b>Train 2</b>					
Planned unavailable hours	6.80	7.98	0.25	4.75	7.47
Unplanned unavailable hours	0	0.77	0	0	0
Fault exposure hours	0	97.05	0	0	0
Effective Reset hours	0	0	0	0	0
Required hours	2209.00	2184.00	1832.00	2208.00	2209.00
<b>Indicator value</b>	<b>3.2%</b>	<b>3.4%</b>	<b>2.3%</b>	<b>2.3%</b>	<b>0.6%</b>

#### Licensee Comments:

1Q/00: Q1/2000 Data revised due to the discovery of internal pump damage on the replacement pump being used to substitute for the normal CSIP on B train. Revised on 10/20/00\*\*\*On September 4th, 2000 it was determined that C CSIP had experienced bearing damage sometime since May 1999. Therefore, all hours that the C CSIP was in service for B CSIP during Q1/2000 are being counted as Unplanned Unavailable. Revised 04/21/01 after final determination was reached on the appropriate way to account for bearing failure.\*\*\*Revised for Q2/2001 submittal to make all C CSIP unplanned unavailable hours fault exposure hours after thorough review with NRC and NEI over fault exposure definition. No impact on indicator color due to this change.

1Q/00: Q1/2000 Data revised due to the discovery of internal pump damage on the replacement pump being used to substitute for the normal CSIP on B train. Revised on 10/20/00

4Q/99: High Pressure Injection unavailability data revised for 4th quarter 1998 and 1st and 2nd quarters 1999 based on recent data validation.

There was no resulting change in indicator values, and no thresholds were impacted. Additional historical data corrections are being investigated and will be reported as appropriate in future submittals. High Pressure Injection unavailability data through 4th quarter 1999 was determined based on NEI 99-02 Draft Rev. B guidance. \*\*\* Q4/1999 Data revised 10/20/00 due to discovery of replacement pump internal damage which has been determined to have been in service for the normal pump while damaged for a significant portion of Nov. and Dec. 1999

4Q/99: High Pressure Injection unavailability data revised for 4th quarter 1998 and 1st and 2nd quarters 1999 based on recent data validation. There was no resulting change in indicator values, and no thresholds were impacted. Additional historical data corrections are being investigated and will be reported as appropriate in future submittals. High Pressure Injection unavailability data through 4th quarter 1999 was determined based on NEI 99-02 Draft Rev. B guidance. \*\*\* Q4/1999 Data revised 10/20/00 due to discovery of replacement pump internal damage which has been determined to have been in service for the normal pump while damaged for a significant portion of Nov. and Dec. 1999\*\*\*On September 4th, 2000 it was determined that C CSIP had experienced bearing damage sometime since May 1999. Therefore, all hours that the C CSIP was in service for A CSIP are being counted as Unplanned Unavailable. Revised 04/21/01 after final determination was reached on the appropriate way to account for bearing failure. Revised for Q2/2001 submittal to make all C CSIP unplanned unavailable hours fault exposure hours after thorough review with NRC and NEI over fault exposure definition. No impact on indicator color due to this change.

3Q/99: Corrected for additional 5.87hrs of planned unavailability for 9/22/99 for AH9A breaker being open. (4/21/01)

2Q/99: On September 4th, 2000 it was determined that C CSIP had experienced bearing damage sometime since May 1999. Therefore, all hours that the C CSIP was in service for A CSIP are being counted as Unplanned Unavailable. Revised 04/21/01 after final determination was reached on the appropriate way to account for bearing failure. Revised for Q2/2001 submittal to make all C CSIP unplanned unavailable hours fault exposure hours after thorough review with NRC and NEI over fault exposure definition. No impact on indicator color due to this change.

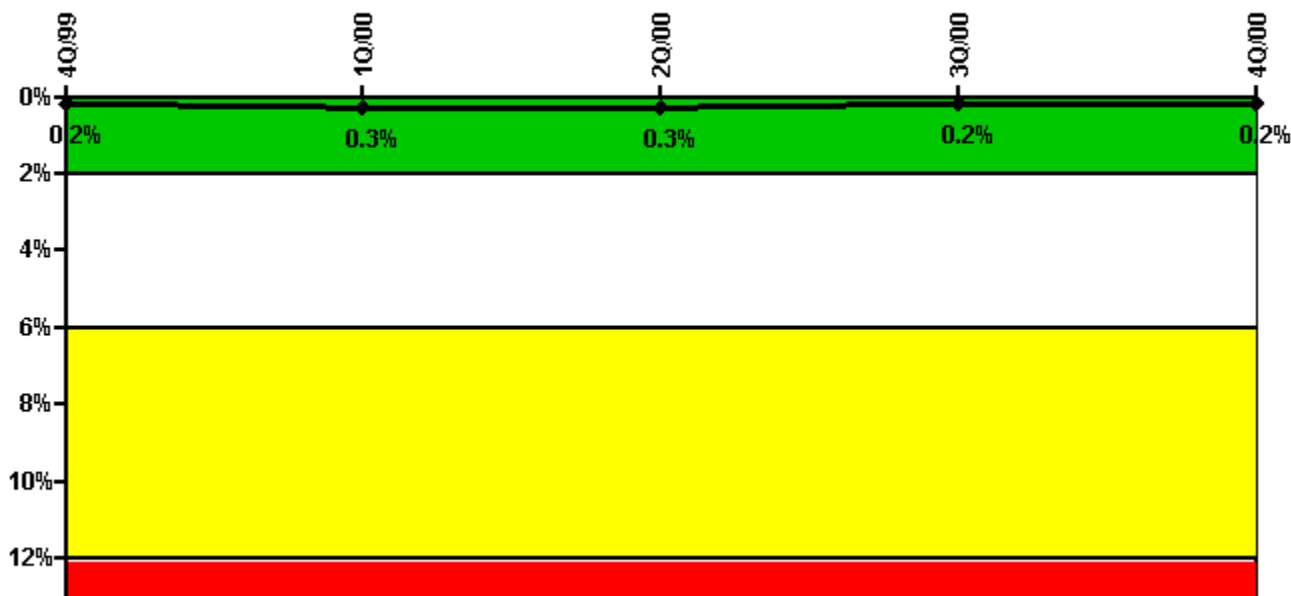
2Q/99: On September 4th, 2000 it was determined that C CSIP had experienced bearing damage sometime since May 1999. Since C CSIP only served as a replacement for A CSIP some of the time during this period the rules for reporting are unclear. Therefore, all hours that the C CSIP was in service for A CSIP are being counted as Fault Exposure Time instead of half until a response can be obtained on a more correct way to determine Fault Exposure Time for this unique situation. Revised 10/20/00

Effective Reset Comments:

4Q/00: Criteria met to reset FE hours.

2Q/00: Criteria has been met for reset of FE hours.

### Safety System Unavailability, Heat Removal System (AFW)



Thresholds: White > 2.0% Yellow > 6.0% Red > 12.0%

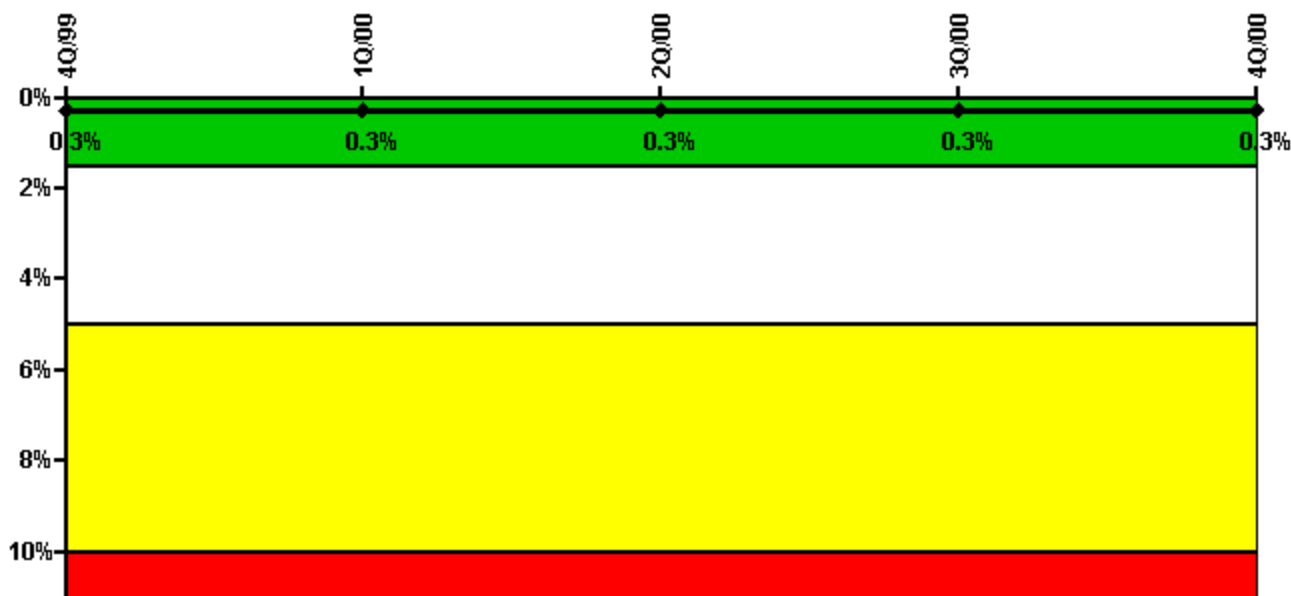
Notes

Safety System Unavailability, Heat Removal System (AFW)	4Q/99	1Q/00	2Q/00	3Q/00	4Q/00
<b>Train 1</b>					
Planned unavailable hours	0	0	9.00	0	0
Unplanned unavailable hours	0	0	0	0	0
Fault exposure hours	0	0	0	0	0
Effective Reset hours	0	0	0	0	0
Required hours	2209.00	2184.00	1589.88	2208.00	2209.00
<b>Train 2</b>					
Planned unavailable hours	0	6.25	0	0	5.60
Unplanned unavailable hours	0	0	0	0	0
Fault exposure hours	0	0	0	0	0
Effective Reset hours	0	0	0	0	0
Required hours	2209.00	2184.00	1589.88	2208.00	2209.00
<b>Train 3</b>					
Planned unavailable hours	0	12.09	8.25	10.92	0.47
Unplanned unavailable hours	0	6.52	0	0	0
Fault exposure hours	0	0	0	0	0
Effective Reset hours	0	0	0	0	0
Required hours	2209.00	2184.00	1589.88	2208.00	2209.00
<b>Indicator value</b>	<b>0.2%</b>	<b>0.3%</b>	<b>0.3%</b>	<b>0.2%</b>	<b>0.2%</b>

Licensee Comments:

4Q/00: Added .92 hrs to planned unavailable hrs for the TDAFWP(Train C) for 08/02/00, this does not change the indicator color.

### Safety System Unavailability, Residual Heat Removal System



Thresholds: White > 1.5% Yellow > 5.0% Red > 10.0%

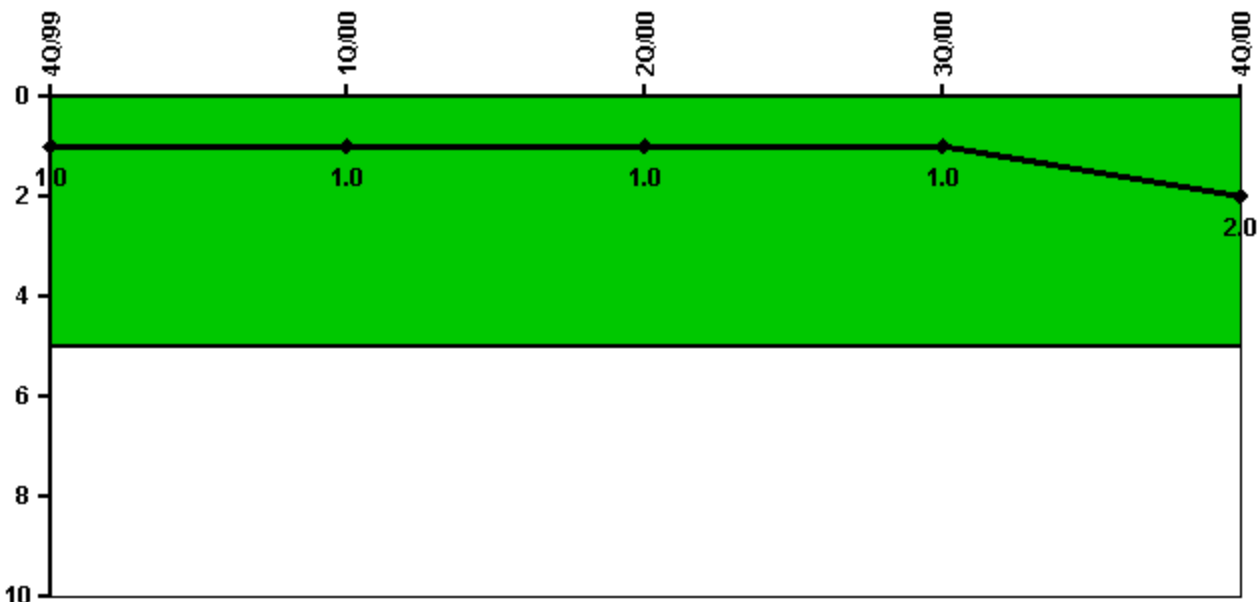
#### Notes

Safety System Unavailability, Residual Heat Removal System	4Q/99	1Q/00	2Q/00	3Q/00	4Q/00
<b>Train 1</b>					
Planned unavailable hours	0	2.30	0	10.50	8.00
Unplanned unavailable hours	0	0	0	0	0
Fault exposure hours	0	0	0	0	0
Effective Reset hours	0	0	0	0	0
Required hours	2209.00	2184.00	2035.00	2208.00	2209.00
<b>Train 2</b>					
Planned unavailable hours	5.50	0	3.70	0	3.00
Unplanned unavailable hours	0	0	0	0	0
Fault exposure hours	0	0	0	0	0
Effective Reset hours	0	0	0	0	0
Required hours	2209.00	2184.00	2035.00	2208.00	2209.00
<b>Indicator value</b>	<b>0.3%</b>	<b>0.3%</b>	<b>0.3%</b>	<b>0.3%</b>	<b>0.3%</b>

Licensee Comments: none



### Safety System Functional Failures (PWR)



Thresholds: White > 5.0

#### Notes

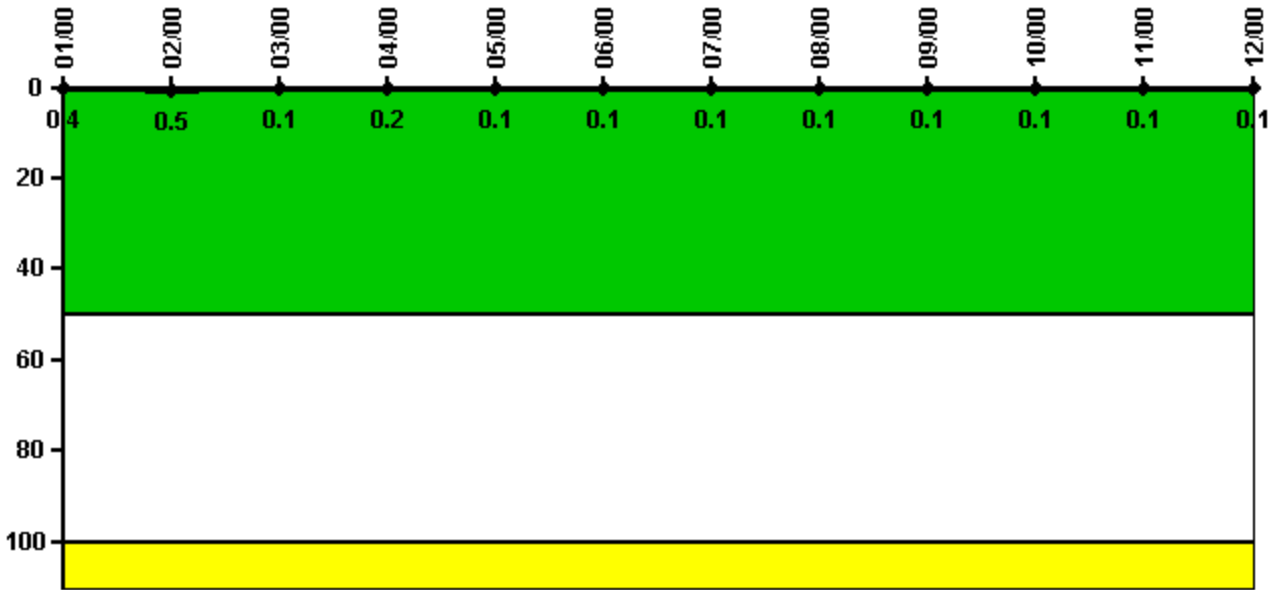
Safety System Functional Failures (PWR)	4Q/99	1Q/00	2Q/00	3Q/00	4Q/00
Safety System Functional Failures	0	1	0	0	1
Indicator value	1	1	1	1	2

#### Licensee Comments:

4Q/00: Functional failure discovered for C CSIP. C CSIP is a standby pump and is in service only intermittently for A or B Train. Ref. LER # 2000-007 rev. 0. This FF was moved from 3rd Qtr and reported in 4th Qtr (Oct) when LER was submitted to document failure, per NEI 99-02 guidelines.

3Q/00: SSFF was reported in wrong Qtr. Moved to 4th Qtr (Oct.) when LER was submitted to document failure.

### Reactor Coolant System Activity



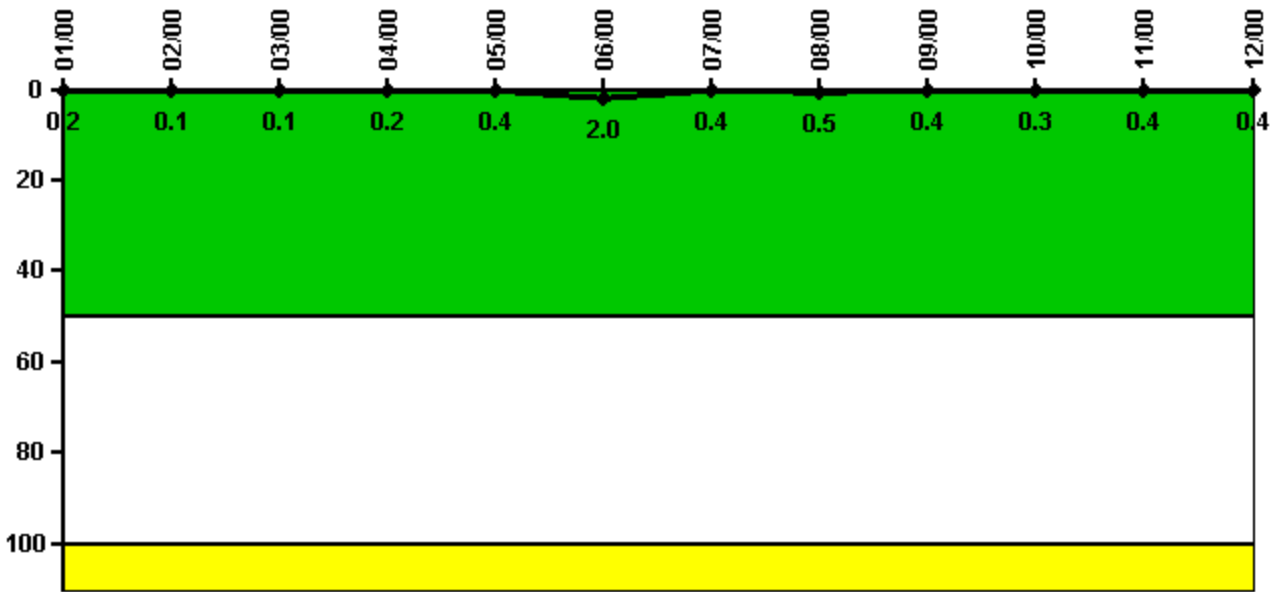
Thresholds: White > 50.0 Yellow > 100.0

#### Notes

Reactor Coolant System Activity	1/00	2/00	3/00	4/00	5/00	6/00	7/00	8/00	9/00	10/00	11/00	12/00
Maximum activity	0.003602	0.004650	0.001196	0.002300	0.000587	0.001428	0.000636	0.000671	0.000669	0.000716	0.000728	0.000749
Technical specification limit	1.0	1.0	1.0	1.0	1.0	1.0	1.0	1.0	1.0	1.0	1.0	1.0
Indicator value	0.4	0.5	0.1	0.2	0.1	0.1	0.1	0.1	0.1	0.1	0.1	0.1

Licensee Comments: none

### Reactor Coolant System Leakage



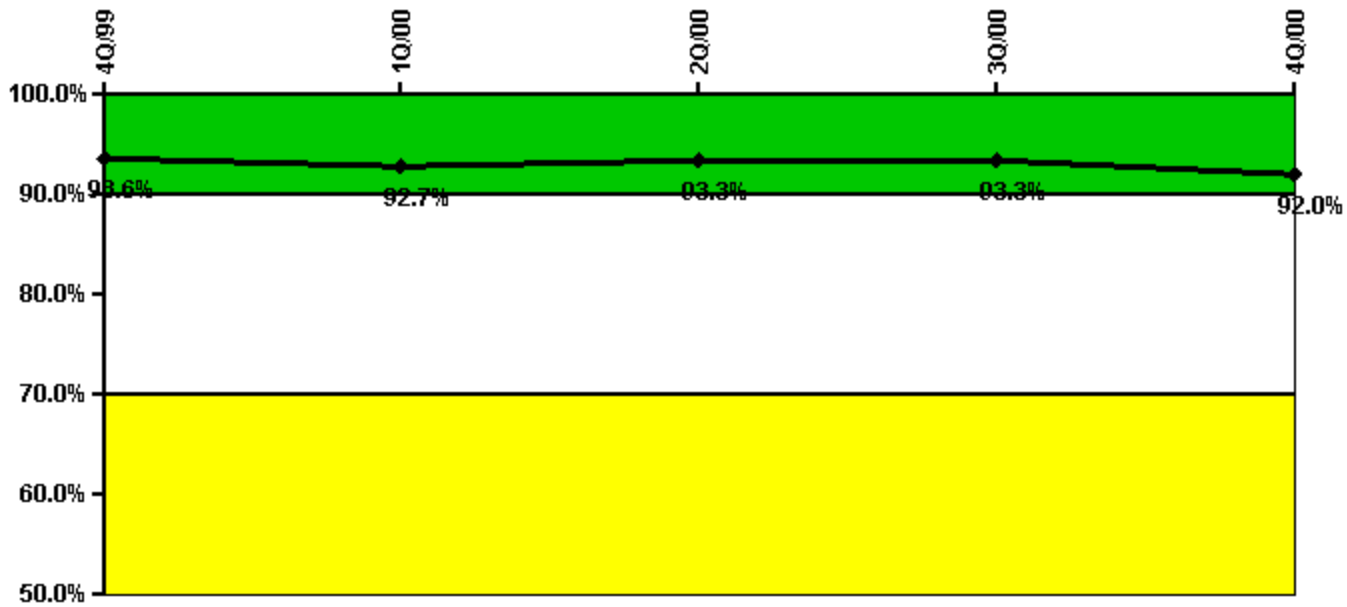
Thresholds: White > 50.0 Yellow > 100.0

#### Notes

Reactor Coolant System Leakage	1/00	2/00	3/00	4/00	5/00	6/00	7/00	8/00	9/00	10/00	11/00	12/00
Maximum leakage	0.020	0.010	0.010	0.020	0.040	0.200	0.040	0.050	0.040	0.030	0.040	0.040
Technical specification limit	10.0	10.0	10.0	10.0	10.0	10.0	10.0	10.0	10.0	10.0	10.0	10.0
Indicator value	0.2	0.1	0.1	0.2	0.4	2.0	0.4	0.5	0.4	0.3	0.4	0.4

Licensee Comments: none

### Drill/Exercise Performance



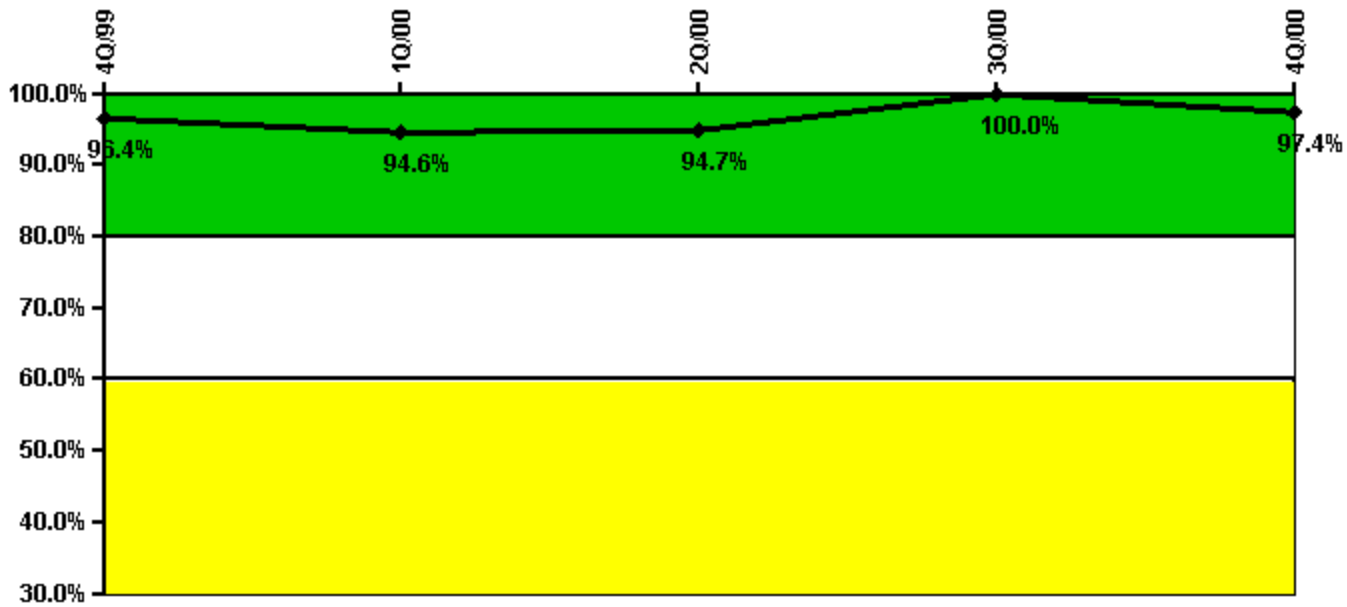
Thresholds: White < 90.0% Yellow < 70.0%

#### Notes

Drill/Exercise Performance	4Q/99	1Q/00	2Q/00	3Q/00	4Q/00
Successful opportunities	52.0	43.0	37.0	13.0	5.0
Total opportunities	58.0	48.0	38.0	14.0	9.0
Indicator value	93.6%	92.7%	93.3%	93.3%	92.0%

Licensee Comments: none

### ERO Drill Participation



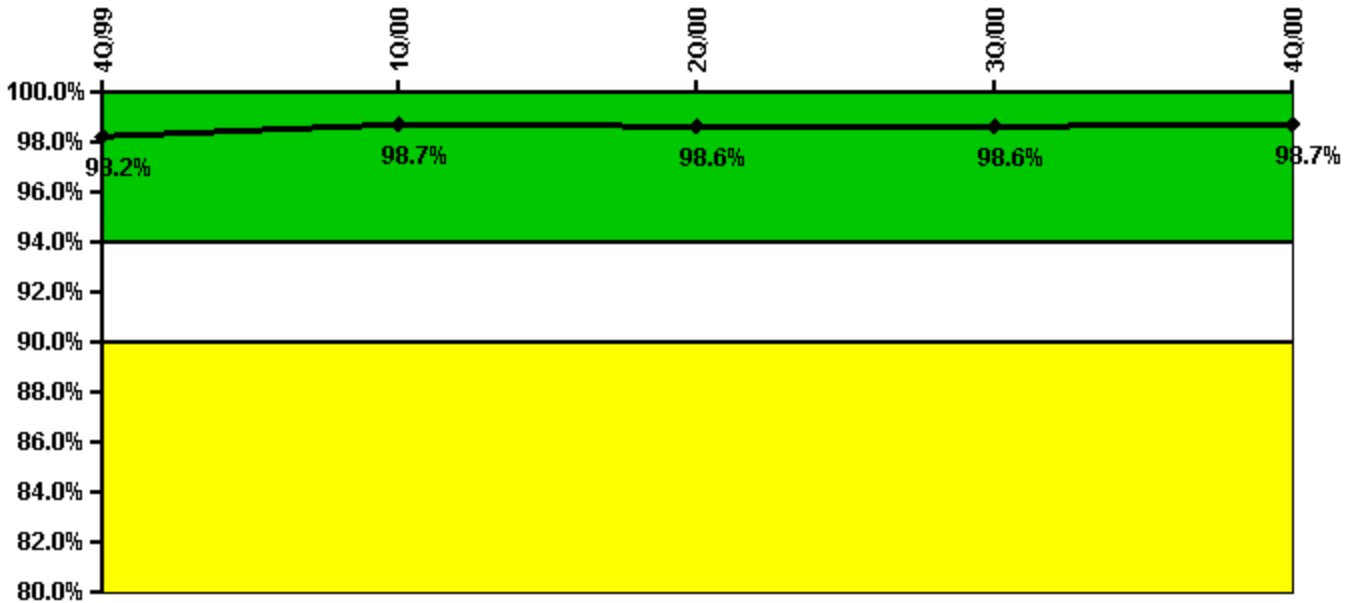
Thresholds: White < 80.0% Yellow < 60.0%

#### Notes

ERO Drill Participation	4Q/99	1Q/00	2Q/00	3Q/00	4Q/00
Participating Key personnel	54.0	53.0	54.0	40.0	37.0
Total Key personnel	56.0	56.0	57.0	40.0	38.0
<b>Indicator value</b>	<b>96.4%</b>	<b>94.6%</b>	<b>94.7%</b>	<b>100.0%</b>	<b>97.4%</b>

Licensee Comments: none

### Alert & Notification System



Thresholds: White < 94.0% Yellow < 90.0%

#### Notes

Alert & Notification System	4Q/99	1Q/00	2Q/00	3Q/00	4Q/00
Successful siren-tests	477	645	554	640	559
Total sirens-tests	486	648	567	648	567
Indicator value	98.2%	98.7%	98.6%	98.6%	98.7%

#### Licensee Comments:

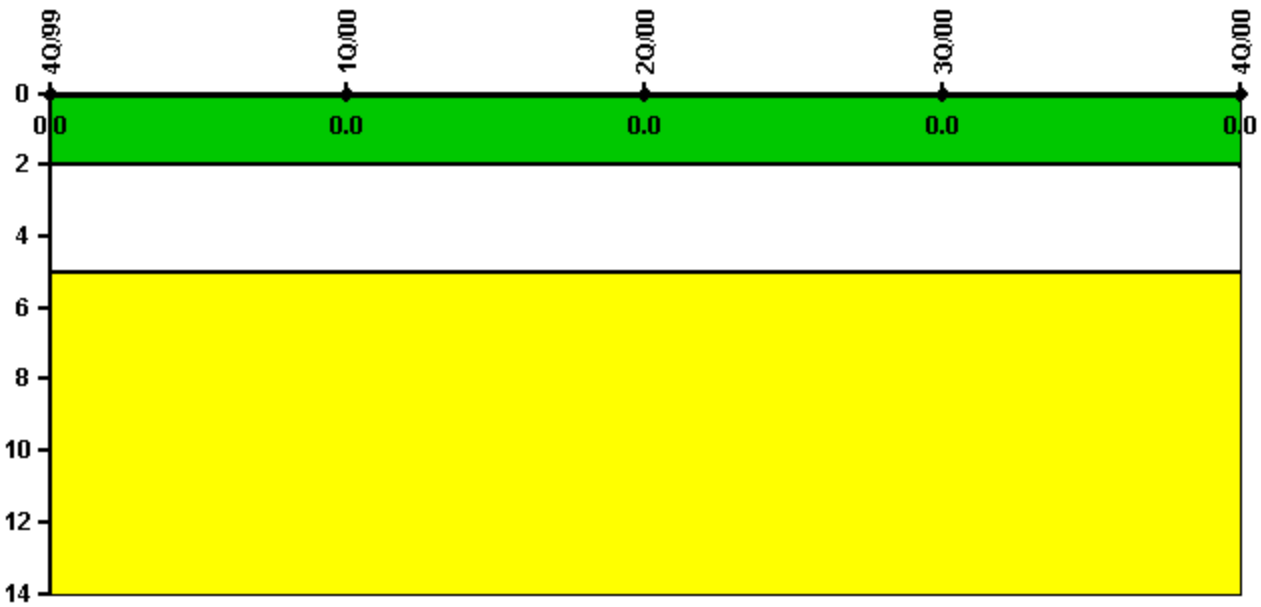
4Q/00: Data correction for failure of siren #19. Corrected for Growl Test in Feb, May, Aug and Nov, also Full Volume test in Oct.

3Q/00: Data correction for failure of siren #19. Corrected for Growl Test in Feb, May, Aug and Nov, also Full Volume test in Oct.

2Q/00: Data correction for failure of siren #19. Corrected for Growl Test in Feb, May, Aug and Nov, also Full Volume test in Oct.

1Q/00: Data correction for failure of siren #19. Corrected for Growl Test in Feb, May, Aug and Nov, also Full Volume test in Oct.

### Occupational Exposure Control Effectiveness



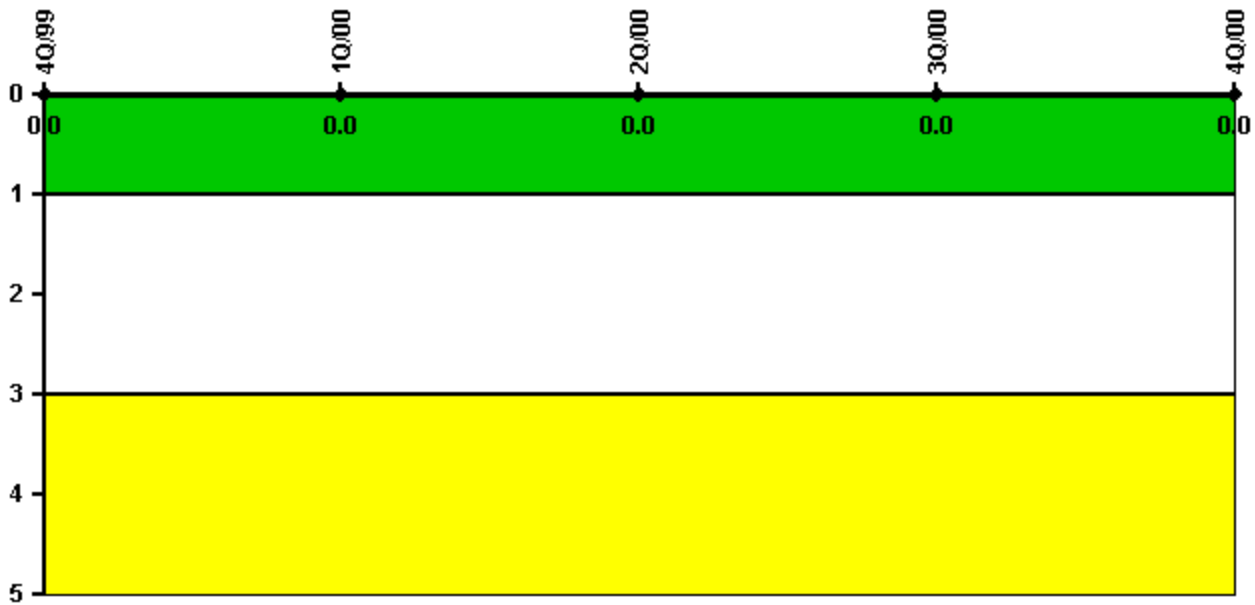
Thresholds: White > 2.0 Yellow > 5.0

#### Notes

Occupational Exposure Control Effectiveness	4Q/99	1Q/00	2Q/00	3Q/00	4Q/00
High radiation area occurrences	0	0	0	0	0
Very high radiation area occurrences	0	0	0	0	0
Unintended exposure occurrences	0	0	0	0	0
<b>Indicator value</b>	<b>0</b>	<b>0</b>	<b>0</b>	<b>0</b>	<b>0</b>

Licensee Comments: none

### RETS/ODCM Radiological Effluent



Thresholds: White > 1.0 Yellow > 3.0

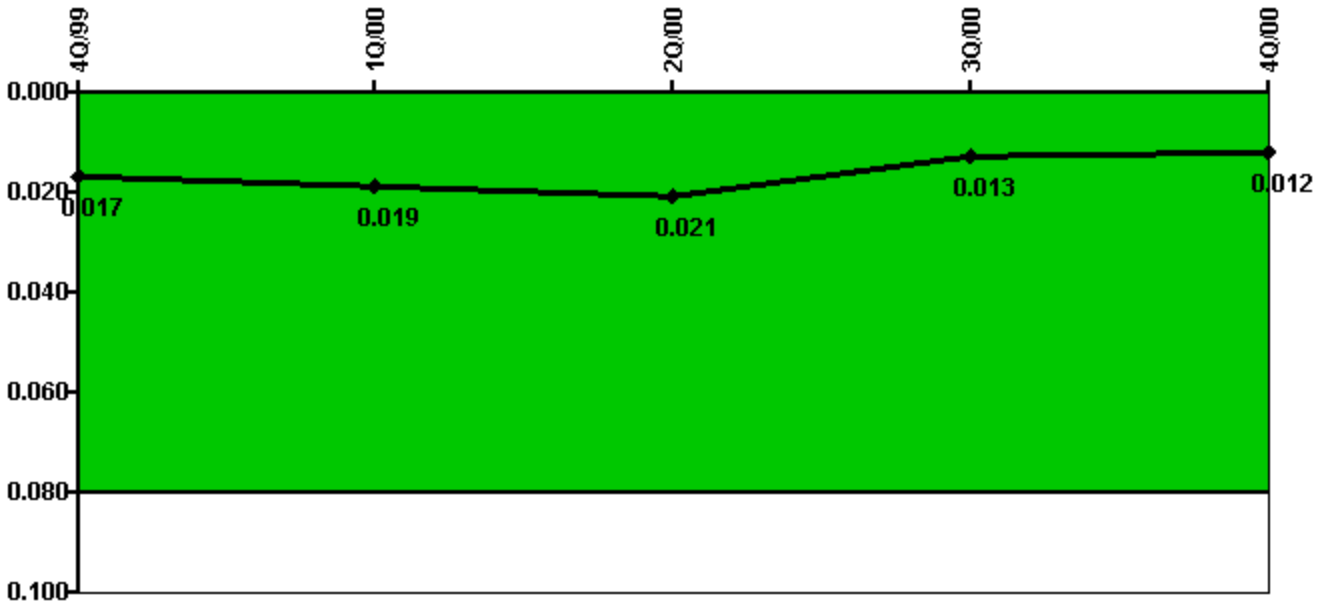
#### Notes

RETS/ODCM Radiological Effluent	4Q/99	1Q/00	2Q/00	3Q/00	4Q/00
RETS/ODCM occurrences	0	0	0	0	0
Indicator value	0	0	0	0	0

Licensee Comments: none



### Protected Area Security Performance Index



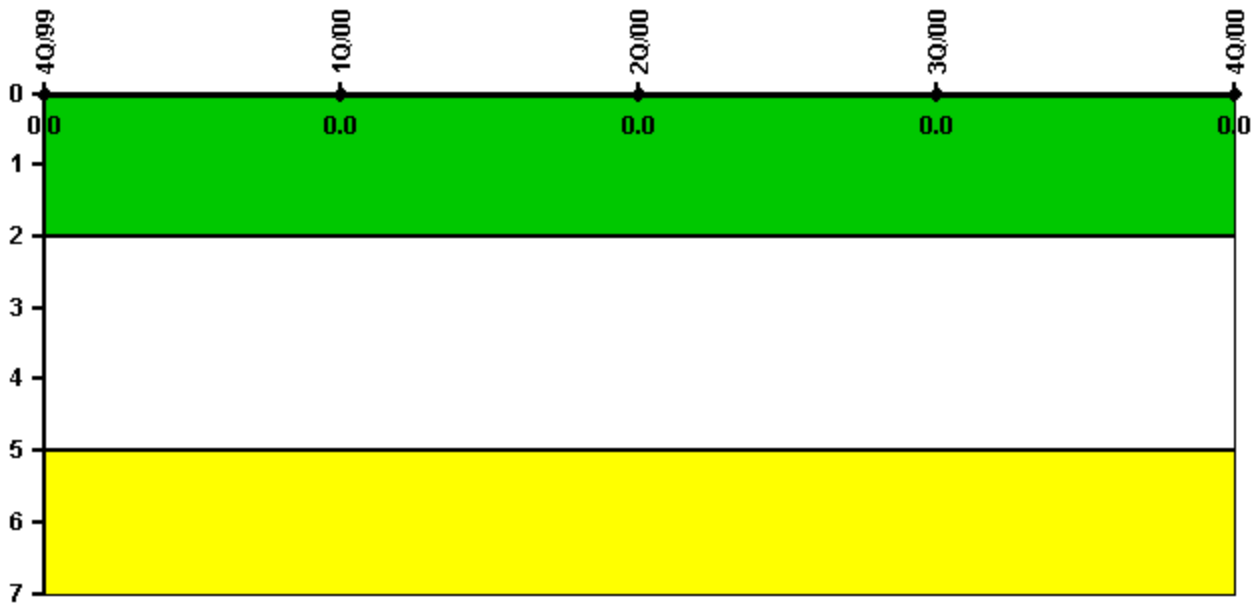
Thresholds: White > 0.080

#### Notes

Protected Area Security Performance Index	4Q/99	1Q/00	2Q/00	3Q/00	4Q/00
IDS compensatory hours	129.20	264.20	101.92	128.85	108.40
CCTV compensatory hours	0	0	0	0	0
IDS normalization factor	2.85	2.85	2.85	2.85	2.85
CCTV normalization factor	1.4	1.4	1.4	1.4	1.4
<b>Index Value</b>	<b>0.017</b>	<b>0.019</b>	<b>0.021</b>	<b>0.013</b>	<b>0.012</b>

Licensee Comments: none

### Personnel Screening Program



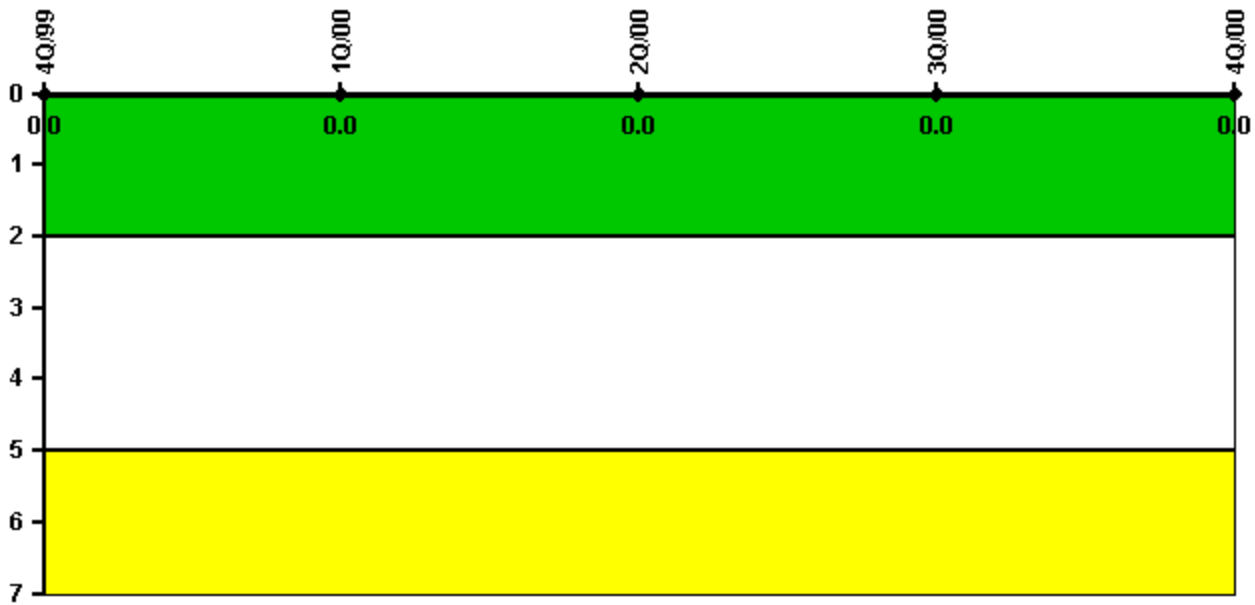
Thresholds: White > 2.0 Yellow > 5.0

#### Notes

Personnel Screening Program	4Q/99	1Q/00	2Q/00	3Q/00	4Q/00
Program failures	0	0	0	0	0
Indicator value	0	0	0	0	0

Licensee Comments: none

### FFD/Personnel Reliability



Thresholds: White > 2.0 Yellow > 5.0

#### Notes

FFD/Personnel Reliability	4Q/99	1Q/00	2Q/00	3Q/00	4Q/00
Program Failures	0	0	0	0	0
Indicator value	0	0	0	0	0

Licensee Comments: none

▲ [PI Summary](#) | [Inspection Findings Summary](#) | [Action Matrix Summary](#) | [Reactor Oversight Process](#)

Last Modified: March 28, 2002