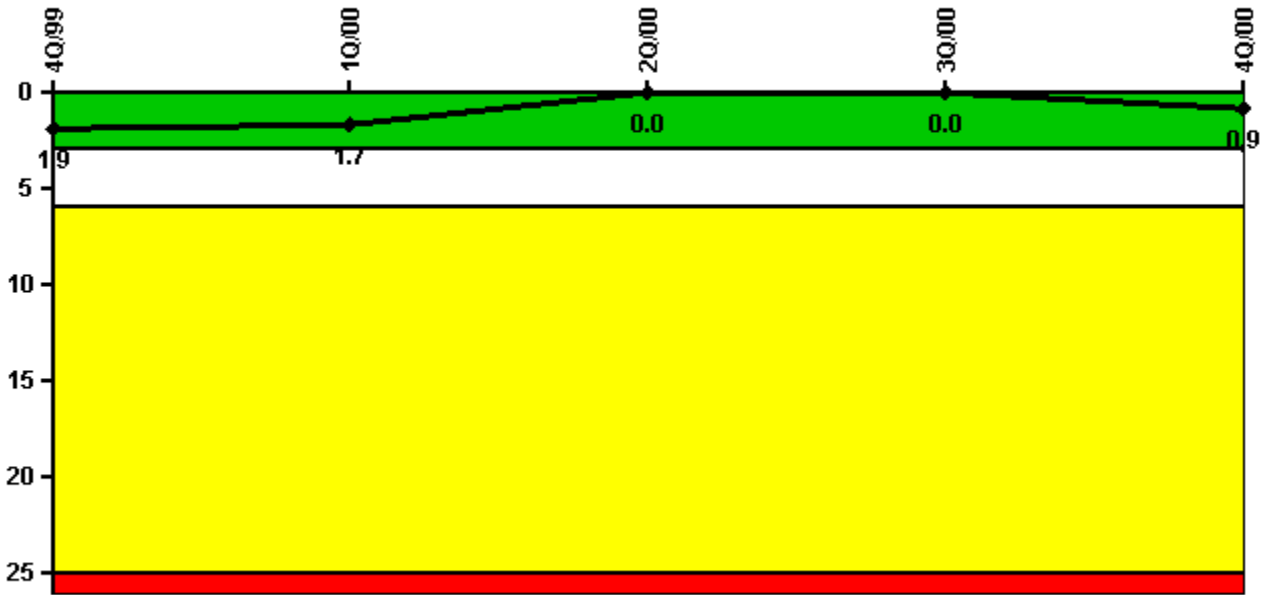


Ginna

4Q/2000 Performance Indicators

Licensee's General Comments: Ginna Station completed it's 2000 Refueling Outage on October 19, 2000.

Unplanned Scrams per 7000 Critical Hrs



Thresholds: **White** > 3.0 **Yellow** > 6.0 **Red** > 25.0

Notes

Unplanned Scrams per 7000 Critical Hrs	4Q/99	1Q/00	2Q/00	3Q/00	4Q/00
Unplanned scrams	0	0	0	0	1.0
Critical hours	2209.0	2184.0	2183.0	1901.0	1780.2
Indicator value	1.9	1.7	0	0	0.9

Licensee Comments: none

Scrams with Loss of Normal Heat Removal



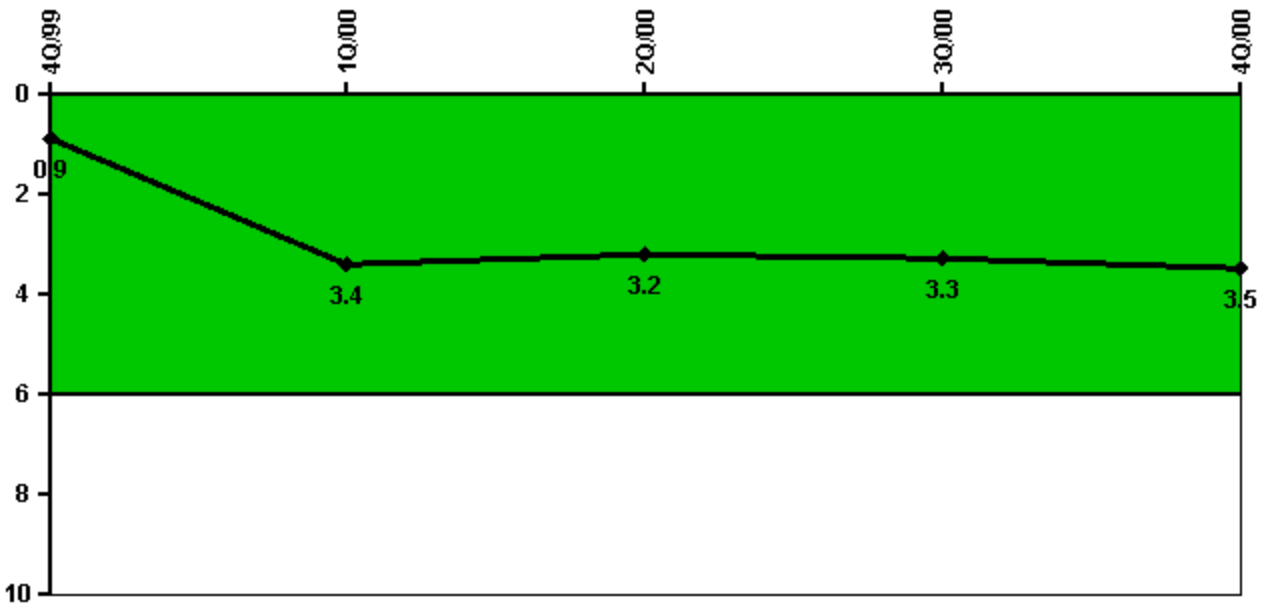
Thresholds: White > 2.0 Yellow > 10.0 Red > 20.0

Notes

Scrams with Loss of Normal Heat Removal	4Q/99	1Q/00	2Q/00	3Q/00	4Q/00
Scrams	0	0	0	0	0
Indicator value	0	0	0	0	0

Licensee Comments: none

Unplanned Power Changes per 7000 Critical Hrs



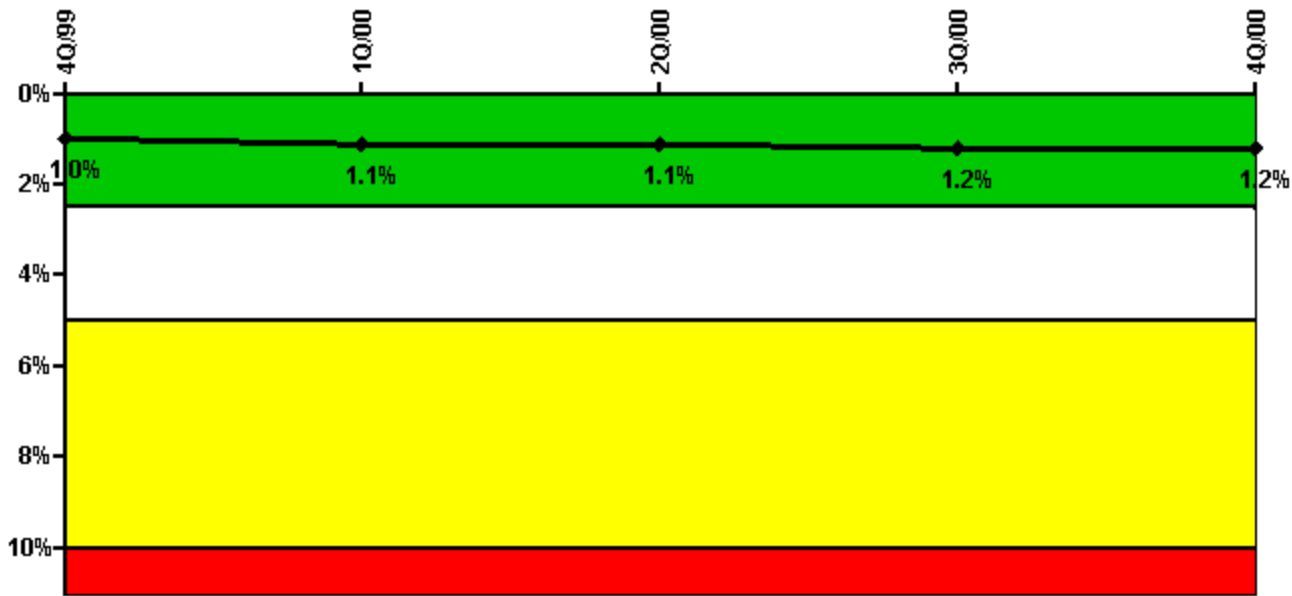
Thresholds: White > 6.0

Notes

Unplanned Power Changes per 7000 Critical Hrs	4Q/99	1Q/00	2Q/00	3Q/00	4Q/00
Unplanned power changes	0	3.0	1.0	0	0
Critical hours	2209.0	2184.0	2183.0	1901.0	1780.2
Indicator value	0.9	3.4	3.2	3.3	3.5

Licensee Comments: none

Safety System Unavailability, Emergency AC Power



Thresholds: White > 2.5% Yellow > 5.0% Red > 10.0%

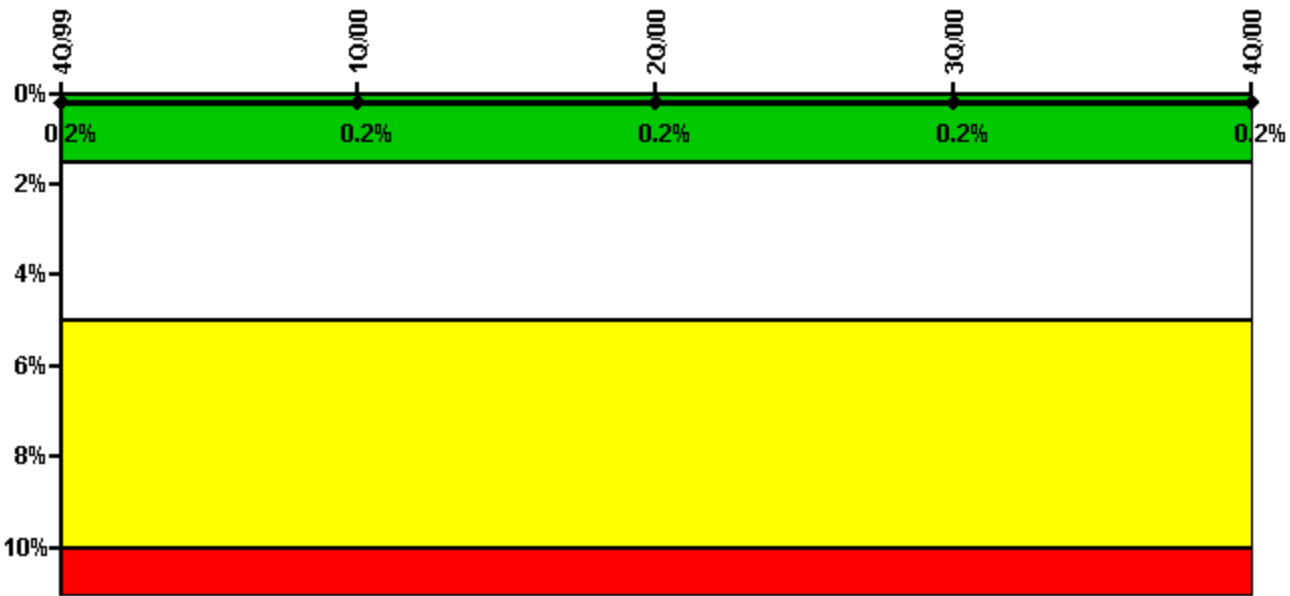
Notes

Safety System Unavailability, Emergency AC Power	4Q/99	1Q/00	2Q/00	3Q/00	4Q/00
Train 1					
Planned unavailable hours	15.80	9.60	19.65	42.80	8.52
Unplanned unavailable hours	0	0	0	0	0
Fault exposure hours	0	0	0	0	0
Effective Reset hours	0	0	0	0	0
Required hours	2209.00	2184.00	2183.00	2209.00	2208.00
Train 2					
Planned unavailable hours	22.00	24.70	54.40	8.00	7.97
Unplanned unavailable hours	0	0	0	0	4.20
Fault exposure hours	0	0	0	0	0
Effective Reset hours	0	0	0	0	0
Required hours	2209.00	2184.00	2183.00	2209.00	2208.00
Indicator value	1.0%	1.1%	1.1%	1.2%	1.2%

Licensee Comments:

3Q/00: 0.6 hours added to "B" EDG planned unavailability for 09/2000; no color change to PI indicator.

Safety System Unavailability, High Pressure Injection System (HPSI)



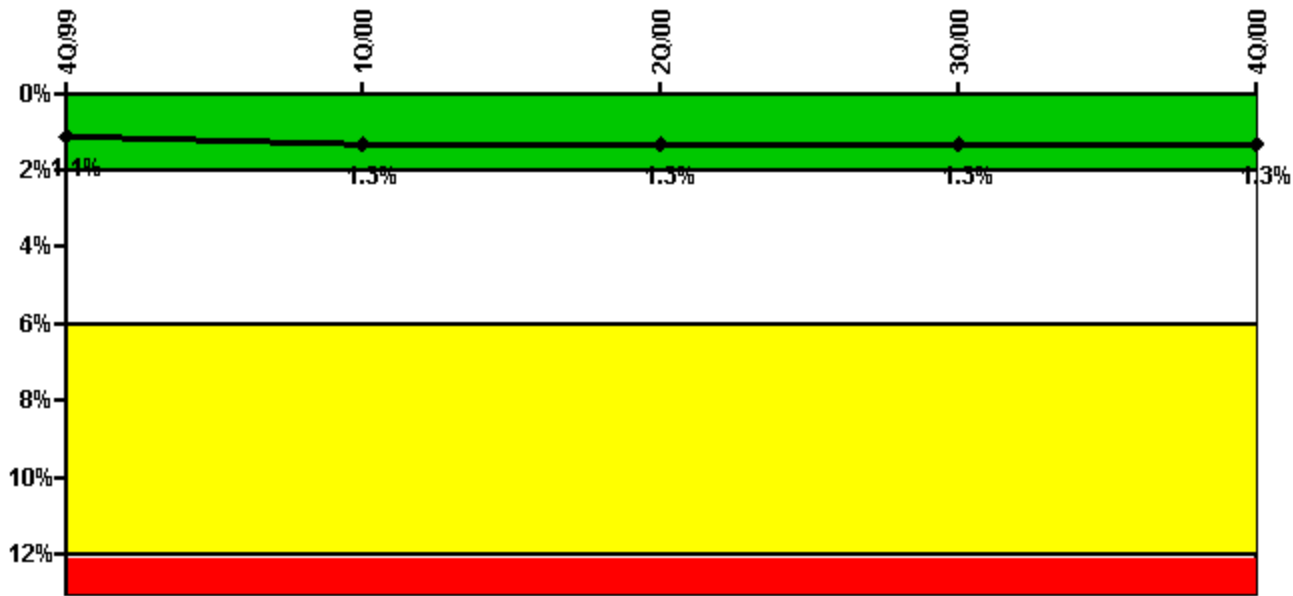
Thresholds: White > 1.5% Yellow > 5.0% Red > 10.0%

Notes

Safety System Unavailability, High Pressure Injection System (HPSI)	4Q/99	1Q/00	2Q/00	3Q/00	4Q/00
Train 1					
Planned unavailable hours	0	27.75	0	0	0
Unplanned unavailable hours	0	0	0	0	0
Fault exposure hours	0	0	0	0	0
Effective Reset hours	0	0	0	0	0
Required hours	2209.00	2184.00	2183.00	1924.00	1880.75
Train 2					
Planned unavailable hours	0	0	0	33.10	0
Unplanned unavailable hours	0	0	0	0	0
Fault exposure hours	0	0	0	0	0
Effective Reset hours	0	0	0	0	0
Required hours	2209.00	2184.00	2183.00	1924.00	1880.75
Train 3					
Planned unavailable hours	6.00	0	29.40	0	0
Unplanned unavailable hours	0	0	0	0	0
Fault exposure hours	0	0	0	0	0
Effective Reset hours	0	0	0	0	0
Required hours	2209.00	2184.00	2183.00	1924.00	1880.75
Indicator value	0.2%	0.2%	0.2%	0.2%	0.2%

Licensee Comments: none

Safety System Unavailability, Heat Removal System (AFW)



Thresholds: White > 2.0% Yellow > 6.0% Red > 12.0%

Notes

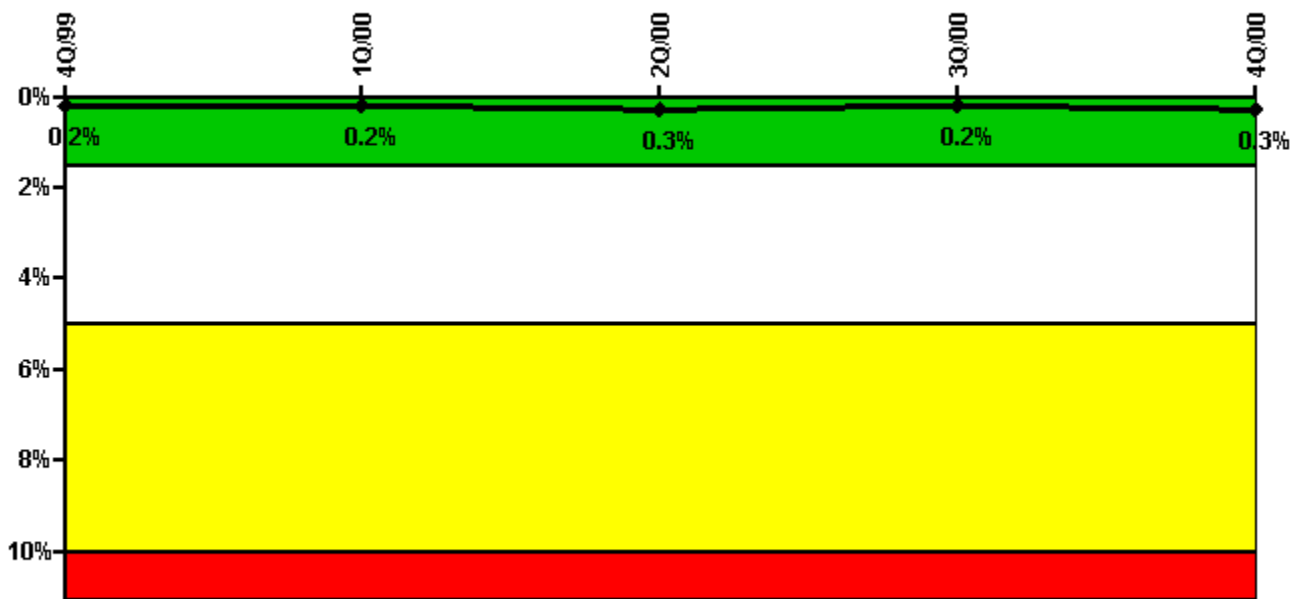
Safety System Unavailability, Heat Removal System (AFW)	4Q/99	1Q/00	2Q/00	3Q/00	4Q/00
Train 1					
Planned unavailable hours	35.70	7.20	4.00	3.20	0.38
Unplanned unavailable hours	0	7.00	0	0	41.30
Fault exposure hours	0	0	0	0	0
Effective Reset hours	0	0	0	0	0
Required hours	2209.00	2184.00	2183.00	1909.00	1834.60
Train 2					
Planned unavailable hours	32.80	13.20	13.40	4.90	3.40
Unplanned unavailable hours	0	6.30	0	0	0
Fault exposure hours	0	0	0	0	0
Effective Reset hours	0	0	0	0	0
Required hours	2209.00	2184.00	2183.00	1909.00	1834.60
Train 3					
Planned unavailable hours	10.60	51.98	3.50	12.20	4.52
Unplanned unavailable hours	0	0	0	0	0
Fault exposure hours	0	0	0	0	0
Effective Reset hours	0	0	0	0	0
Required hours	2209.00	2184.00	2183.00	1909.00	1834.60
Train 4					
Planned unavailable hours	77.50	80.10	58.00	0	0
Unplanned unavailable hours	0	0	0	0	24.90
Fault exposure hours	0	0	0	0	0
Effective Reset hours	0	0	0	0	0
Required hours	2209.00	2184.00	2183.00	1909.00	1834.60
Train 5					
Planned unavailable hours	33.50	80.10	52.50	0	0
Unplanned unavailable hours	0	16.90	0	0	0
Fault exposure hours	0	0	0	0	0

Effective Reset hours	0	0	0	0	0
Required hours	2209.00	2184.00	2183.00	1909.00	1834.60
Indicator value	1.1%	1.3%	1.3%	1.3%	1.3%

Licensee Comments:

4Q/00: 1 hour added to hours required for October; no change to PI indicator color.

Safety System Unavailability, Residual Heat Removal System



Thresholds: White > 1.5% Yellow > 5.0% Red > 10.0%

Notes

Safety System Unavailability, Residual Heat Removal System	4Q/99	1Q/00	2Q/00	3Q/00	4Q/00
Train 1					
Planned unavailable hours	28.00	0	0	0	3.77
Unplanned unavailable hours	0	0	0	0	0
Fault exposure hours	0	0	0	0	0
Effective Reset hours	0	0	0	0	0
Required hours	2209.00	2184.00	2183.00	2208.00	2209.00
Train 2					
Planned unavailable hours	0	10.90	28.50	40.80	11.05
Unplanned unavailable hours	0	0	0	0	0
Fault exposure hours	0	0	0	0	0
Effective Reset hours	0	0	0	0	0
Required hours	2209.00	2184.00	2183.00	2208.00	2209.00
Indicator value	0.2%	0.2%	0.3%	0.2%	0.3%

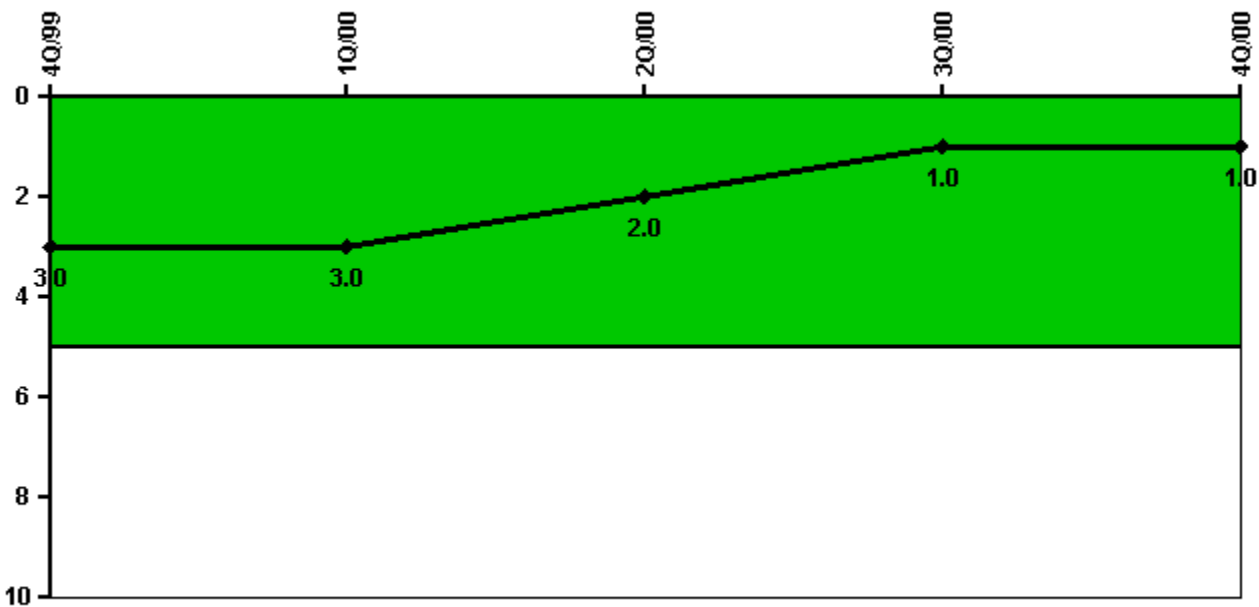
Licensee Comments:

4Q/00: 1 hour added to time required for October; no change to PI indicator color.

2Q/00: 10.9 hours planned unavailability on Train 2 moved from April to March; no change in PI indicator color.

1Q/00: 10.9 hours planned unavailable moved from April to March for Train 2; no change to PI indicator color.

Safety System Functional Failures (PWR)




Thresholds: White > 5.0

Notes

Safety System Functional Failures (PWR)	4Q/99	1Q/00	2Q/00	3Q/00	4Q/00
Safety System Functional Failures	1	0	0	0	1
Indicator value	3	3	2	1	1

Licensee Comments: none

Reactor Coolant System Activity



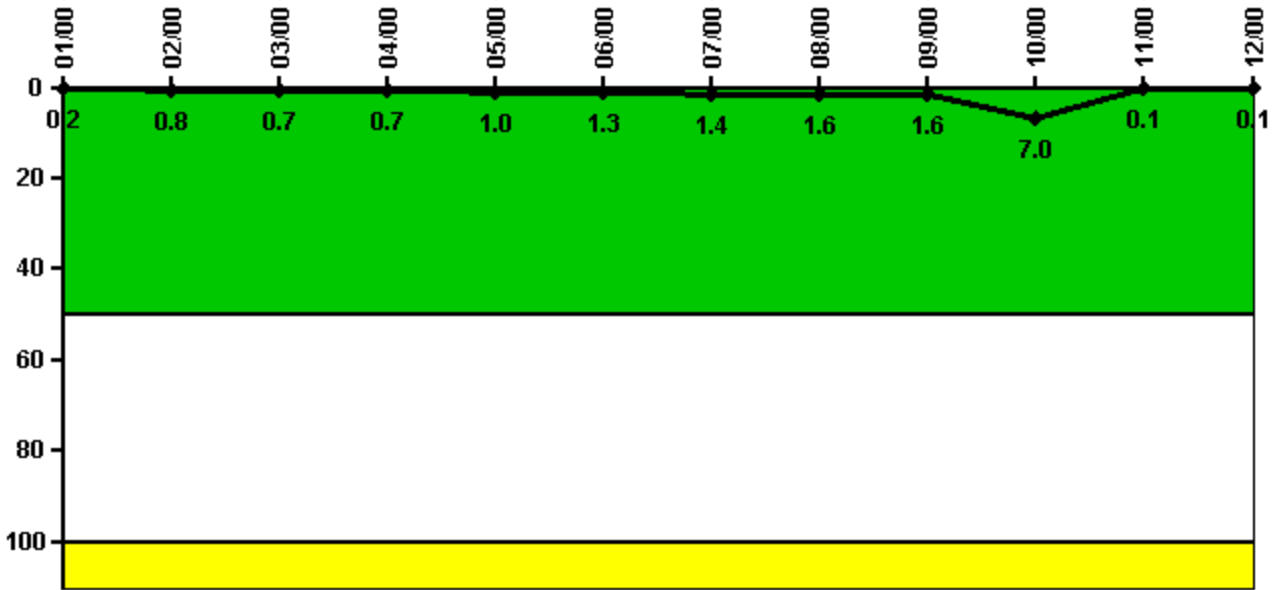
Thresholds: White > 50.0 Yellow > 100.0

Notes

Reactor Coolant System Activity	1/00	2/00	3/00	4/00	5/00	6/00	7/00	8/00	9/00	10/00	11/00	12/00
Maximum activity	0.029100	0.027000	0.020500	0.020100	0.022500	0.025300	0.028700	0.026700	0.025700	0.006340	0.006620	0.006700
Technical specification limit	1.0	1.0	1.0	1.0	1.0	1.0	1.0	1.0	1.0	1.0	1.0	1.0
Indicator value	2.9	2.7	2.1	2.0	2.3	2.5	2.9	2.7	2.6	0.6	0.7	0.7

Licensee Comments: none

Reactor Coolant System Leakage




Thresholds: White > 50.0 Yellow > 100.0

Notes

Reactor Coolant System Leakage	1/00	2/00	3/00	4/00	5/00	6/00	7/00	8/00	9/00	10/00	11/00	12/00
Maximum leakage	0.017	0.082	0.069	0.070	0.102	0.125	0.137	0.158	0.156	0.702	0.013	0.012
Technical specification limit	10.0	10.0	10.0	10.0	10.0	10.0	10.0	10.0	10.0	10.0	10.0	10.0
Indicator value	0.2	0.8	0.7	0.7	1.0	1.3	1.4	1.6	1.6	7.0	0.1	0.1

Licensee Comments: none

Drill/Exercise Performance



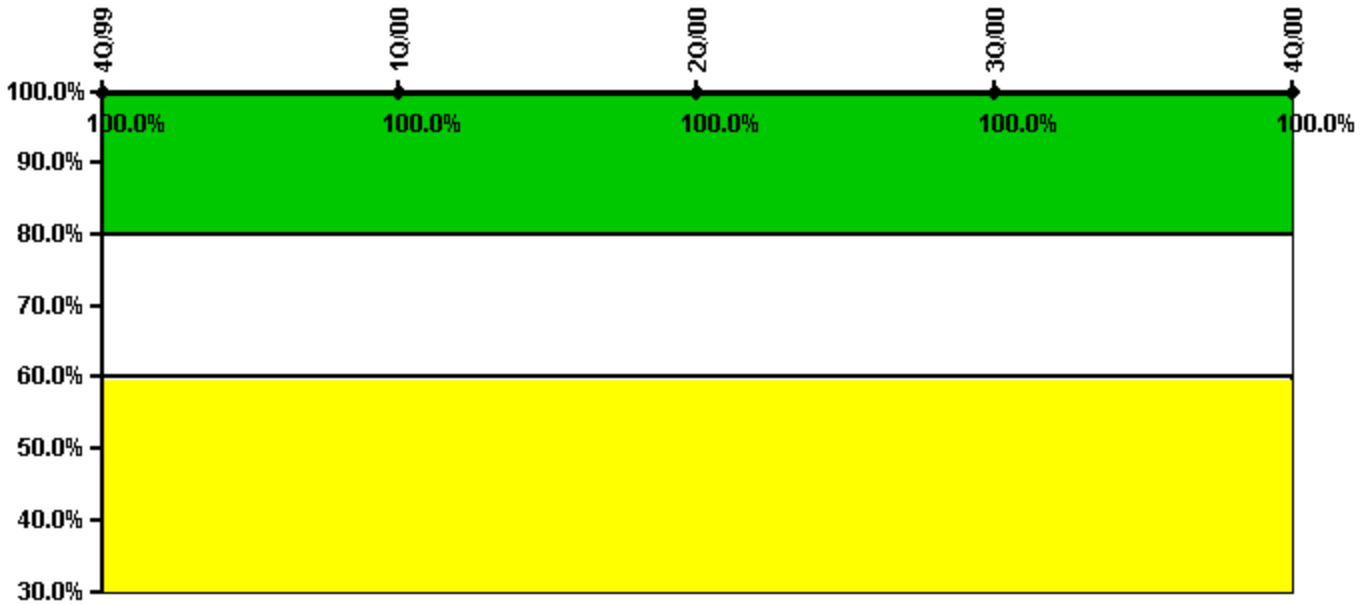
Thresholds: White < 90.0% Yellow < 70.0%

Notes

Drill/Exercise Performance	4Q/99	1Q/00	2Q/00	3Q/00	4Q/00
Successful opportunities	18.0	0	4.0	0	2.0
Total opportunities	18.0	0	4.0	0	2.0
Indicator value	97.1%	100.0%	100.0%	100.0%	100.0%

Licensee Comments: none

ERO Drill Participation



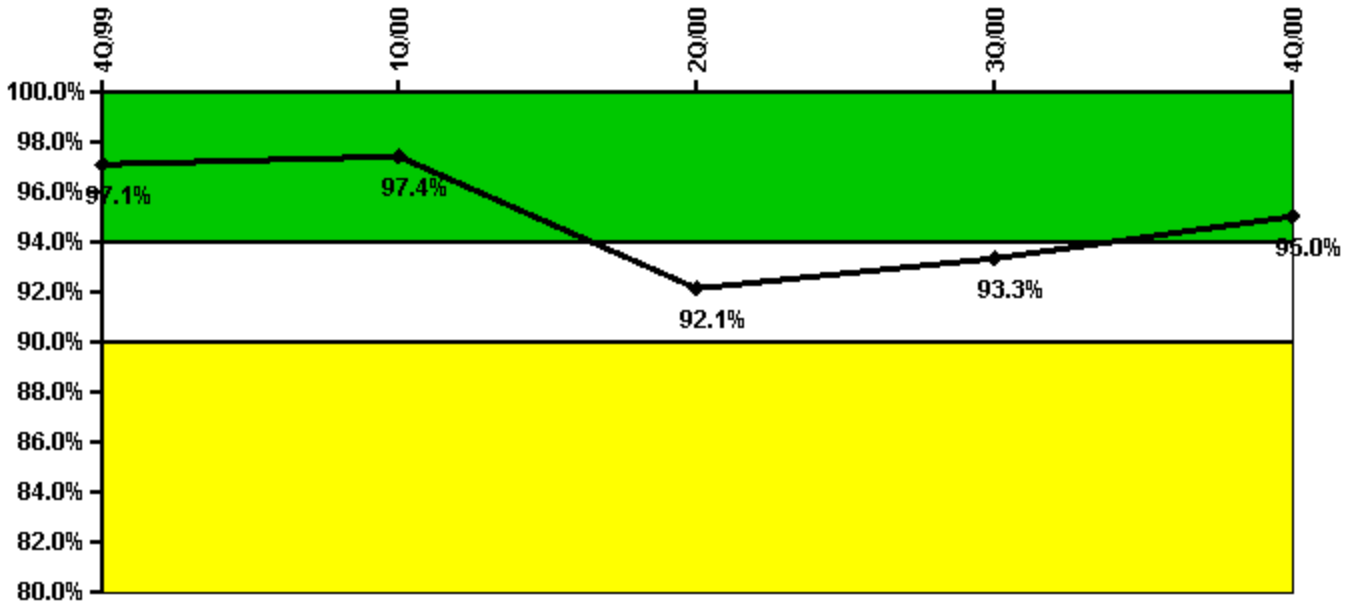
Thresholds: White < 80.0% Yellow < 60.0%

Notes

ERO Drill Participation	4Q/99	1Q/00	2Q/00	3Q/00	4Q/00
Participating Key personnel	76.0	76.0	90.0	73.0	71.0
Total Key personnel	76.0	76.0	90.0	73.0	71.0
Indicator value	100.0%	100.0%	100.0%	100.0%	100.0%

Licensee Comments: none

Alert & Notification System



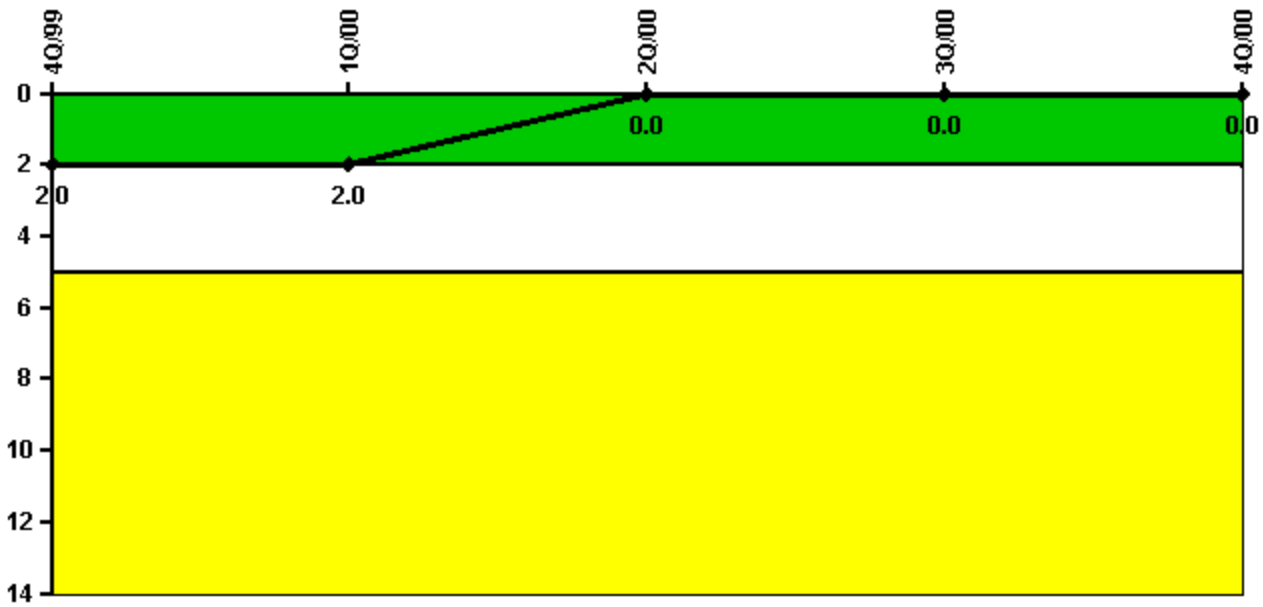
Thresholds: White < 94.0% Yellow < 90.0%

Notes

Alert & Notification System	4Q/99	1Q/00	2Q/00	3Q/00	4Q/00
Successful siren-tests	395	493	543	831	1119
Total sirens-tests	408	504	672	840	1128
Indicator value	97.1%	97.4%	92.1%	93.3%	95.0%

Licensee Comments: none

Occupational Exposure Control Effectiveness



Thresholds: White > 2.0 Yellow > 5.0

Notes

Occupational Exposure Control Effectiveness	4Q/99	1Q/00	2Q/00	3Q/00	4Q/00
High radiation area occurrences	0	0	0	0	0
Very high radiation area occurrences	0	0	0	0	0
Unintended exposure occurrences	0	0	0	0	0
Indicator value	2	2	0	0	0

Licensee Comments: none

RETS/ODCM Radiological Effluent



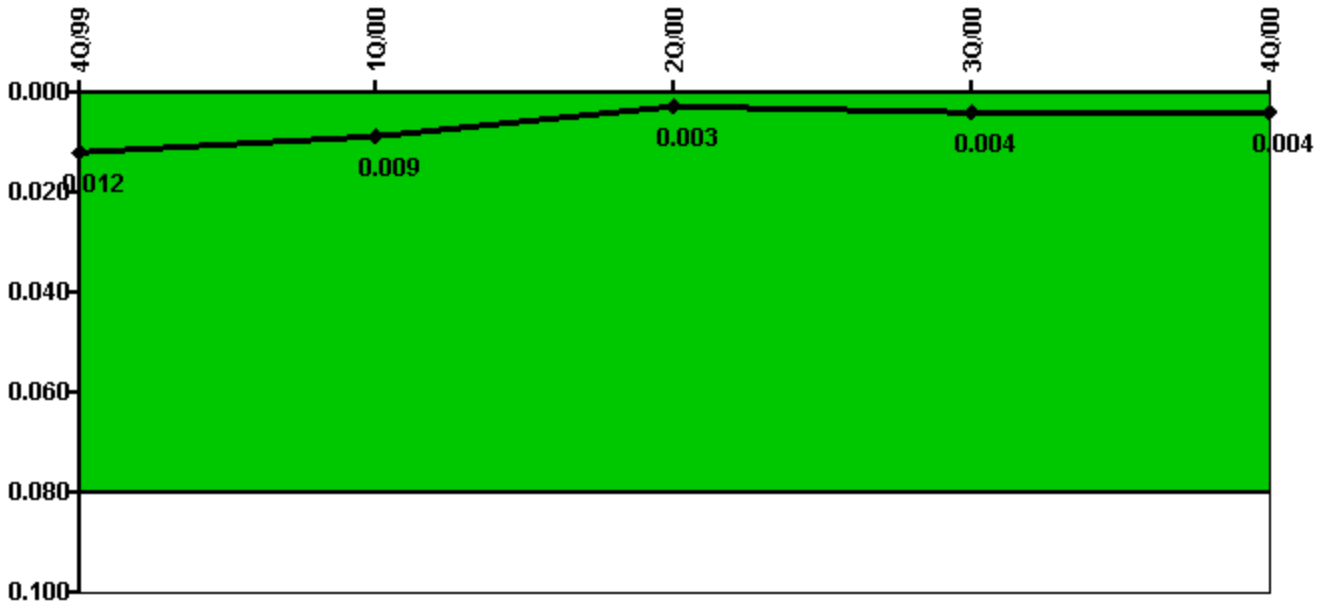
Thresholds: White > 1.0 Yellow > 3.0

Notes

RETS/ODCM Radiological Effluent	4Q/99	1Q/00	2Q/00	3Q/00	4Q/00
RETS/ODCM occurrences	0	0	0	0	0
Indicator value	0	0	0	0	0

Licensee Comments: none

Protected Area Security Performance Index



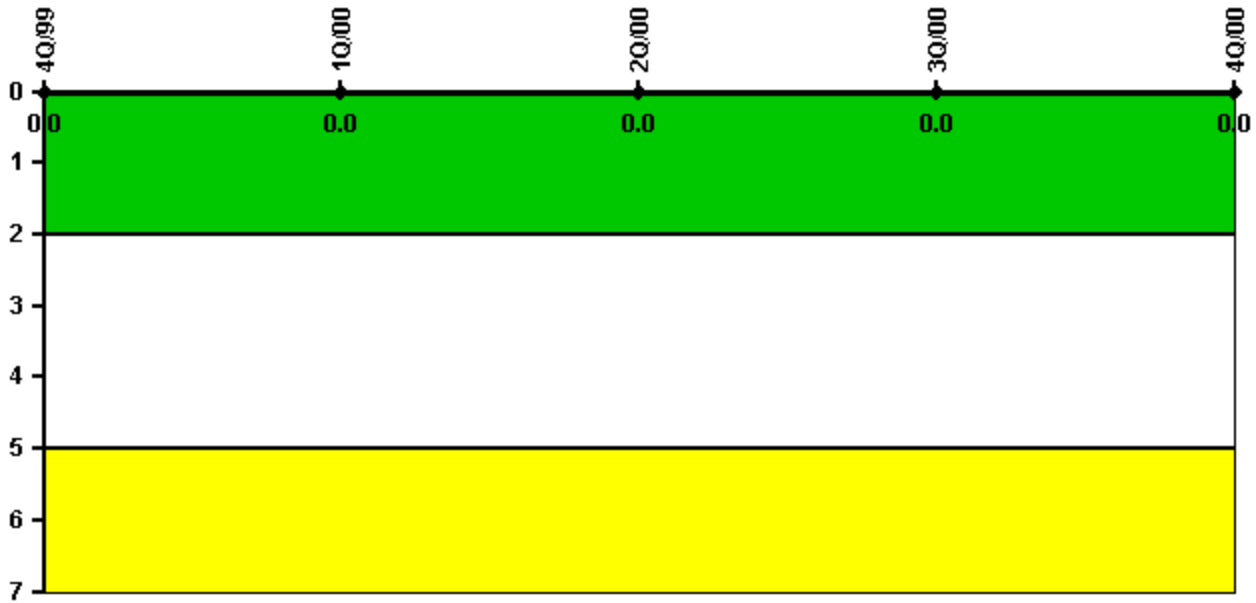
Thresholds: White > 0.080

Notes

Protected Area Security Performance Index	4Q/99	1Q/00	2Q/00	3Q/00	4Q/00
IDS compensatory hours	43.95	14.56	0	30.79	13.61
CCTV compensatory hours	2.1	3.3	1.3	0.2	15.2
IDS normalization factor	1.35	1.35	1.35	1.35	1.35
CCTV normalization factor	1.0	1.0	1.0	1.0	1.0
Index Value	0.012	0.009	0.003	0.004	0.004

Licensee Comments: none

Personnel Screening Program



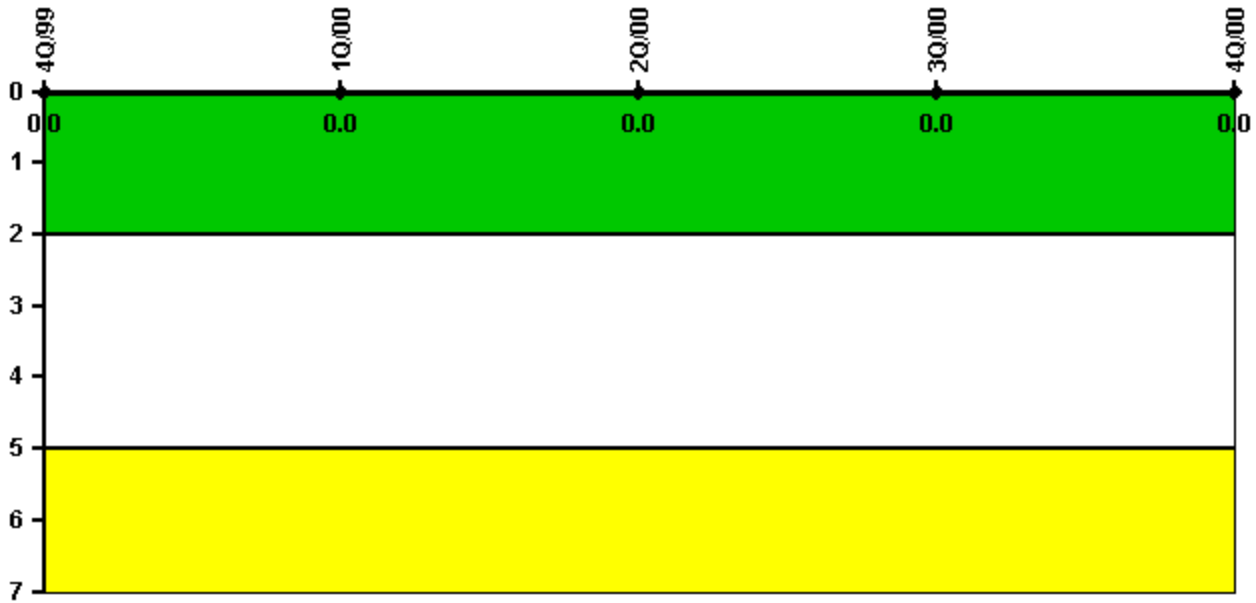
Thresholds: White > 2.0 Yellow > 5.0

Notes

Personnel Screening Program	4Q/99	1Q/00	2Q/00	3Q/00	4Q/00
Program failures	0	0	0	0	0
Indicator value	0	0	0	0	0

Licensee Comments: none

FFD/Personnel Reliability



Thresholds: White > 2.0 Yellow > 5.0

Notes

FFD/Personnel Reliability	4Q/99	1Q/00	2Q/00	3Q/00	4Q/00
Program Failures	0	0	0	0	0
Indicator value	0	0	0	0	0

Licensee Comments: none

▲ [PI Summary](#) | [Inspection Findings Summary](#) | [Action Matrix Summary](#) | [Reactor Oversight Process](#)

Last Modified: March 28, 2002