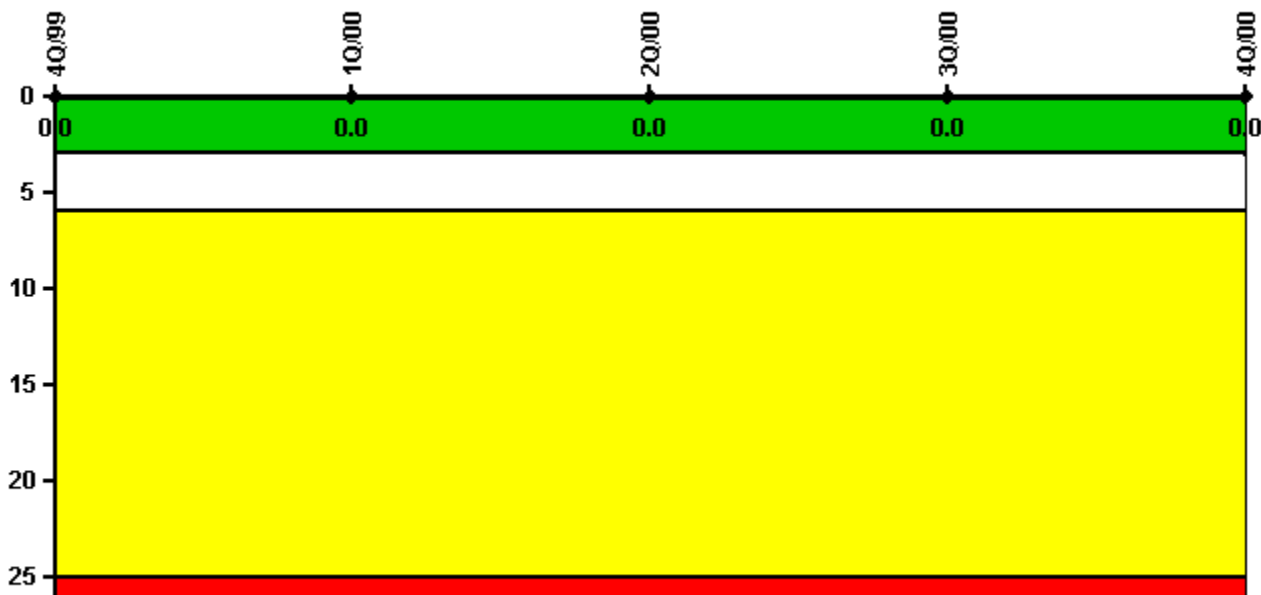


### Davis-Besse

#### 4Q/2000 Performance Indicators

Licensee's General Comments: none

#### Unplanned Scrams per 7000 Critical Hrs



Thresholds: White > 3.0 Yellow > 6.0 Red > 25.0

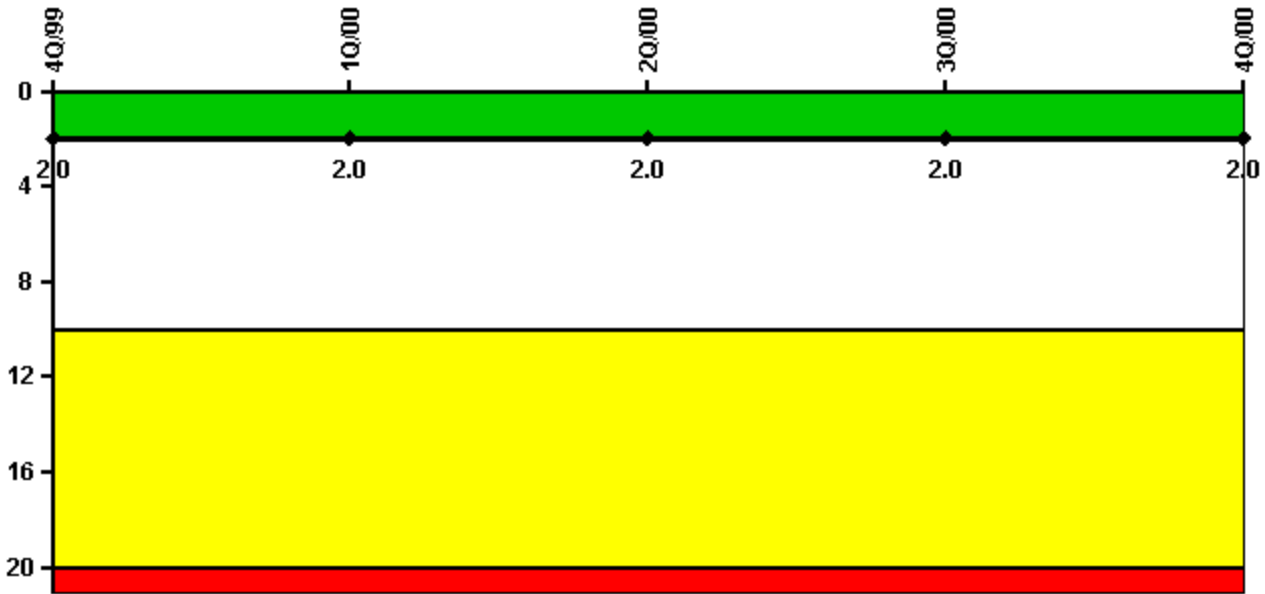
#### Notes

Unplanned Scrams per 7000 Critical Hrs	4Q/99	1Q/00	2Q/00	3Q/00	4Q/00
Unplanned scrams	0	0	0	0	0
Critical hours	2209.0	2184.0	1067.6	2208.0	2209.0
Indicator value	0	0	0	0	0

Licensee Comments:

2Q/00: Corrected data entry error for 2Q2000 for the number of hours of critical operation. This correction did not result in a change to any PI color.

### Scrams with Loss of Normal Heat Removal



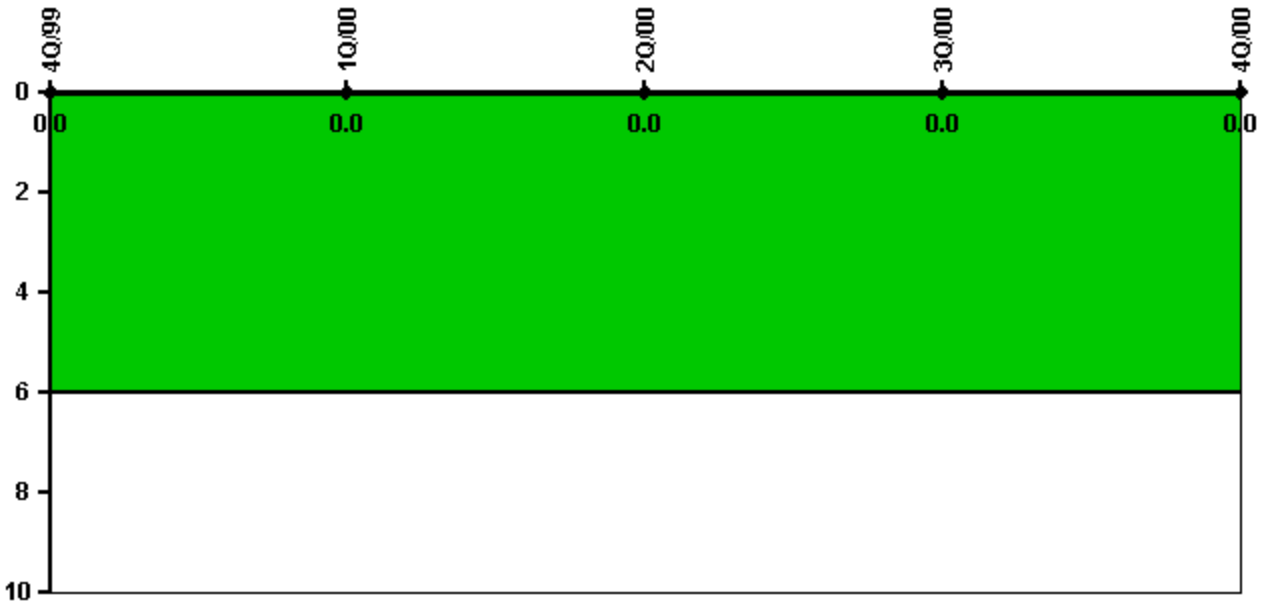
Thresholds: White > 2.0 Yellow > 10.0 Red > 20.0

#### Notes

Scrams with Loss of Normal Heat Removal	4Q/99	1Q/00	2Q/00	3Q/00	4Q/00
Scrams	0	0	0	0	0
Indicator value	2.0	2.0	2.0	2.0	2.0

Licensee Comments: none

### Unplanned Power Changes per 7000 Critical Hrs



Thresholds: White > 6.0

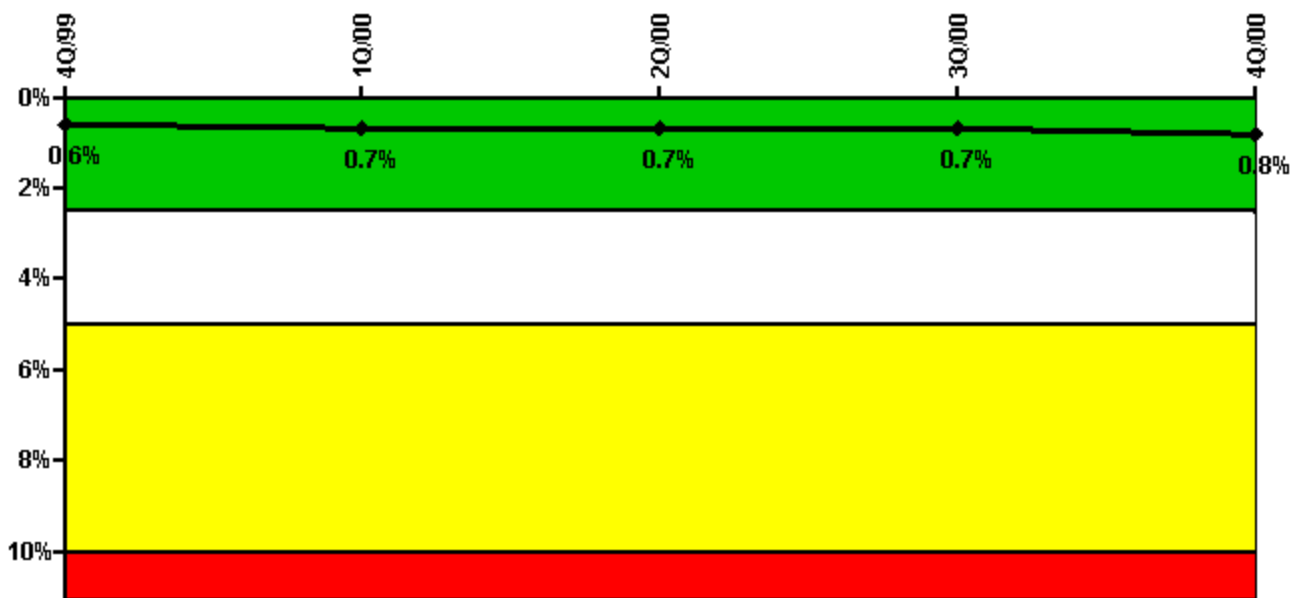
#### Notes

Unplanned Power Changes per 7000 Critical Hrs	4Q/99	1Q/00	2Q/00	3Q/00	4Q/00
Unplanned power changes	0	0	0	0	0
Critical hours	2209.0	2184.0	1067.6	2208.0	2209.0
<b>Indicator value</b>	<b>0</b>	<b>0</b>	<b>0</b>	<b>0</b>	<b>0</b>

Licensee Comments:

2Q/00: Corrected data entry error for 2Q2000 for the number of hours of critical operation. This correction did not result in a change to any PI color.

### Safety System Unavailability, Emergency AC Power



Thresholds: White > 2.5% Yellow > 5.0% Red > 10.0%

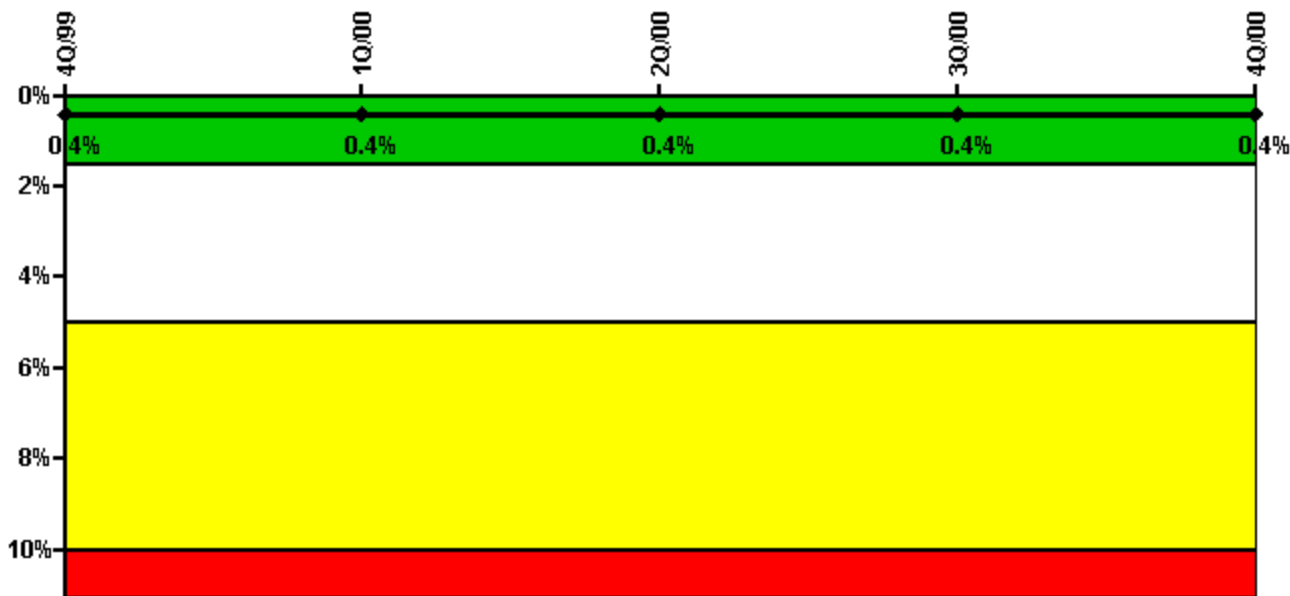
**Notes**

Safety System Unavailability, Emergency AC Power	4Q/99	1Q/00	2Q/00	3Q/00	4Q/00
<b>Train 1</b>					
Planned unavailable hours	0.93	18.18	2.95	17.65	4.75
Unplanned unavailable hours	0	0	0	0	0
Fault exposure hours	0	0	0	0	0
Effective Reset hours	0	0	0	0	0
Required hours	2209.00	2184.00	1490.20	2208.00	2209.00
<b>Train 2</b>					
Planned unavailable hours	24.35	0.77	2.85	6.62	58.50
Unplanned unavailable hours	0	0	0	0	0
Fault exposure hours	0	0	0	0	0
Effective Reset hours	0	0	0	0	0
Required hours	2209.00	2184.00	1591.70	2208.00	2209.00
<b>Indicator value</b>	<b>0.6%</b>	<b>0.7%</b>	<b>0.7%</b>	<b>0.7%</b>	<b>0.8%</b>

Licensee Comments:

4Q/98: Hours trains required revised to reflect Daylight Savings Time (i.e. from 2208 to 2209 hours)

### Safety System Unavailability, High Pressure Injection System (HPSI)



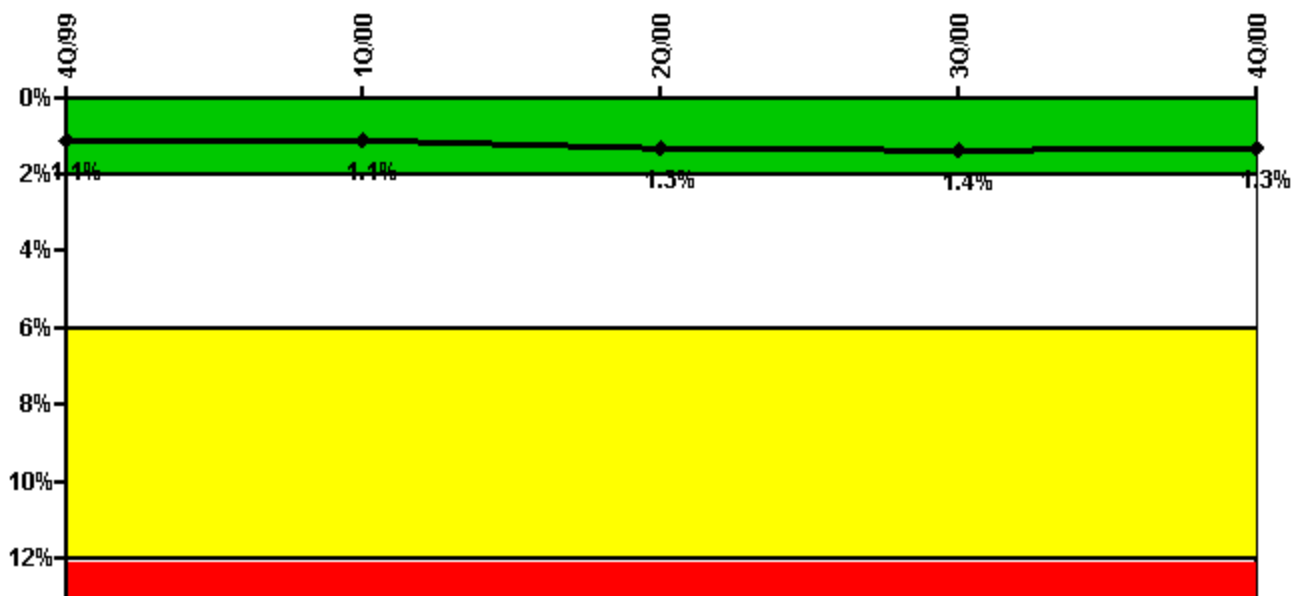
Thresholds: White > 1.5% Yellow > 5.0% Red > 10.0%

**Notes**

Safety System Unavailability, High Pressure Injection System (HPSI)	4Q/99	1Q/00	2Q/00	3Q/00	4Q/00
<b>Train 1</b>					
Planned unavailable hours	12.17	12.83	7.13	0	0
Unplanned unavailable hours	0	0	0	0	0
Fault exposure hours	0	0	0	0	0
Effective Reset hours	0	0	0	0	0
Required hours	2209.00	2184.00	1159.47	2208.00	2209.00
<b>Train 2</b>					
Planned unavailable hours	7.31	21.37	12.05	5.45	0
Unplanned unavailable hours	0	0	0	0	0
Fault exposure hours	0	0	0	0	0
Effective Reset hours	0	0	0	0	0
Required hours	2209.00	2184.00	1159.47	2208.00	2209.00
<b>Indicator value</b>	<b>0.4%</b>	<b>0.4%</b>	<b>0.4%</b>	<b>0.4%</b>	<b>0.4%</b>

Licensee Comments: none

### Safety System Unavailability, Heat Removal System (AFW)



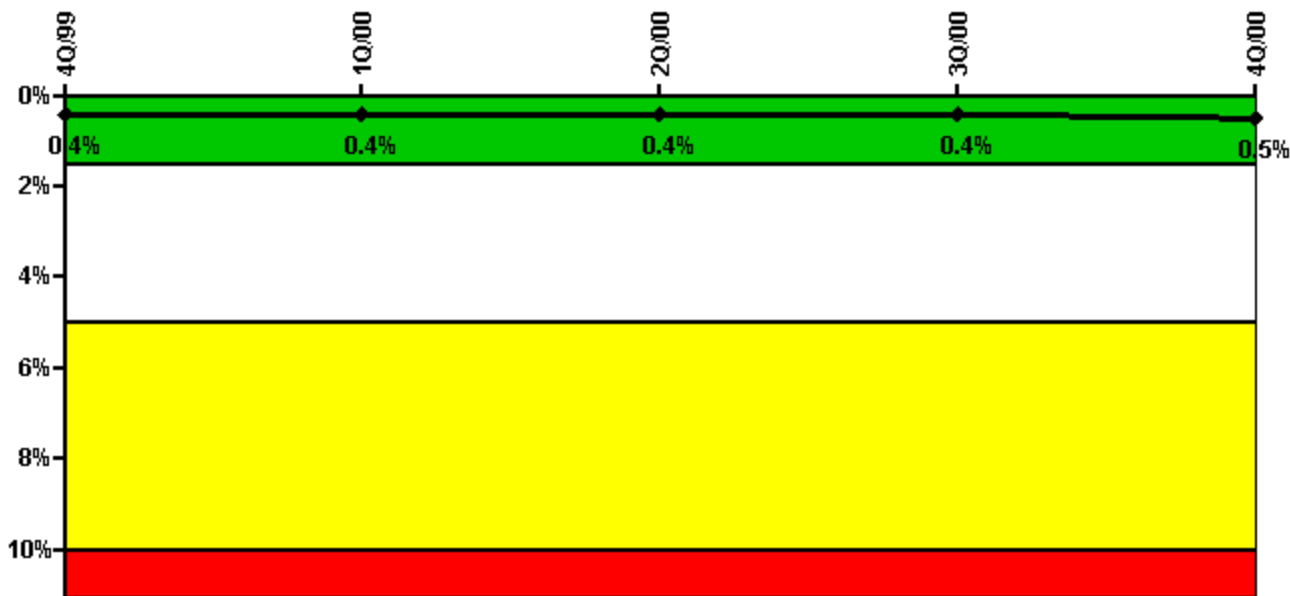
Thresholds: White > 2.0% Yellow > 6.0% Red > 12.0%

#### Notes

Safety System Unavailability, Heat Removal System (AFW)	4Q/99	1Q/00	2Q/00	3Q/00	4Q/00
<b>Train 1</b>					
Planned unavailable hours	46.60	3.47	10.60	1.00	5.01
Unplanned unavailable hours	0	1.17	0	0	0
Fault exposure hours	0	0	168.00	0	0
Effective Reset hours	0	0	0	0	0
Required hours	2209.00	2184.00	1159.58	2208.00	2209.00
<b>Train 2</b>					
Planned unavailable hours	9.45	2.54	0	13.95	9.55
Unplanned unavailable hours	0	0	3.10	0.17	0
Fault exposure hours	0	0	0	0	0
Effective Reset hours	0	0	0	0	0
Required hours	2209.00	2184.00	1159.58	2208.00	2209.00
<b>Train 3</b>					
Planned unavailable hours	0	2.23	1.50	0	0
Unplanned unavailable hours	0	0	0	0	0
Fault exposure hours	0	0	0	0	0
Effective Reset hours	0	0	0	0	0
Required hours	2209.00	2184.00	1159.58	2208.00	2209.00
<b>Indicator value</b>	<b>1.1%</b>	<b>1.1%</b>	<b>1.3%</b>	<b>1.4%</b>	<b>1.3%</b>

Licensee Comments: none

### Safety System Unavailability, Residual Heat Removal System



Thresholds: White > 1.5% Yellow > 5.0% Red > 10.0%

Notes

Safety System Unavailability, Residual Heat Removal System	4Q/99	1Q/00	2Q/00	3Q/00	4Q/00
<b>Train 1</b>					
Planned unavailable hours	13.02	19.11	2.67	4.92	10.90
Unplanned unavailable hours	0	0	0	0	0
Fault exposure hours	0	0	0	0	0
Effective Reset hours	0	0	0	0	0
Required hours	2209.00	2184.00	1892.50	2208.00	2209.00
<b>Train 2</b>					
Planned unavailable hours	2.97	26.33	6.77	18.17	10.73
Unplanned unavailable hours	0	0	0	0	0
Fault exposure hours	0	0	0	0	0
Effective Reset hours	0	0	0	0	0
Required hours	2209.00	2184.00	1892.50	2208.00	2209.00
<b>Indicator value</b>	<b>0.4%</b>	<b>0.4%</b>	<b>0.4%</b>	<b>0.4%</b>	<b>0.5%</b>

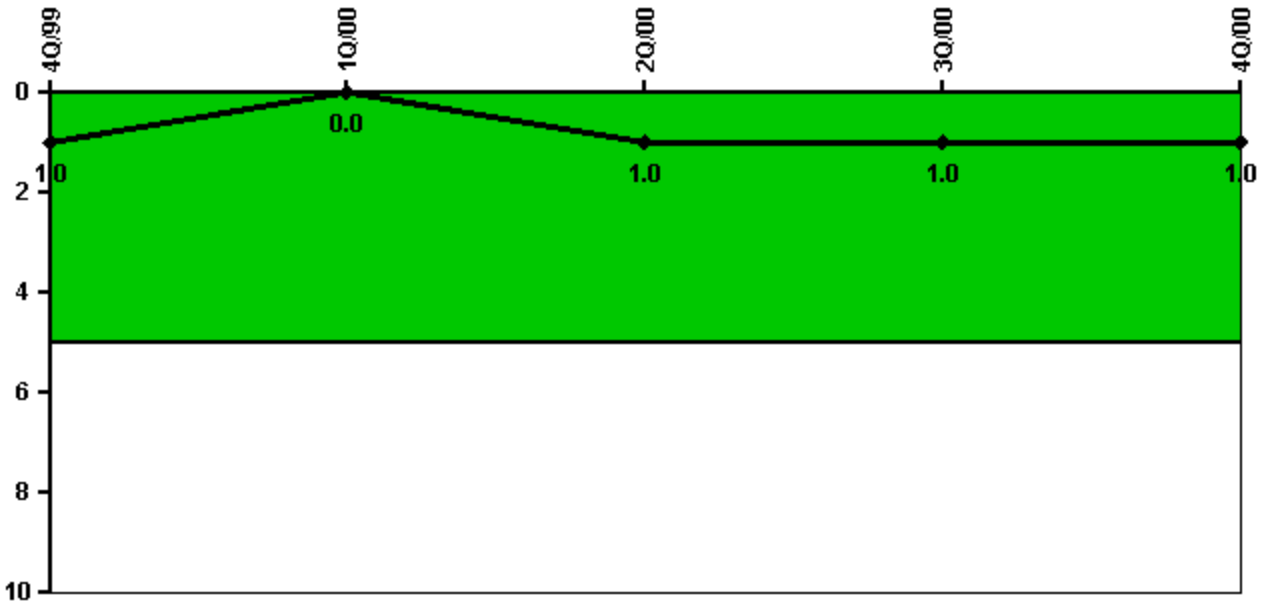
Licensee Comments:

2Q/99: Corrected data entry error for hours required for service for 2Q1999. This minor change did not affect the color of the indicator.

4Q/98: Corrected data entry errors for planned unavailable hours for 4Q1998. These minor changes did not affect the color of the indicator.

2Q/98: Corrected due to reporting more hours unavailable during refueling outage in 2Q1998 than required per NEI 99-02. This change did not affect the color of the indicator.

### Safety System Functional Failures (PWR)



Thresholds: White > 5.0

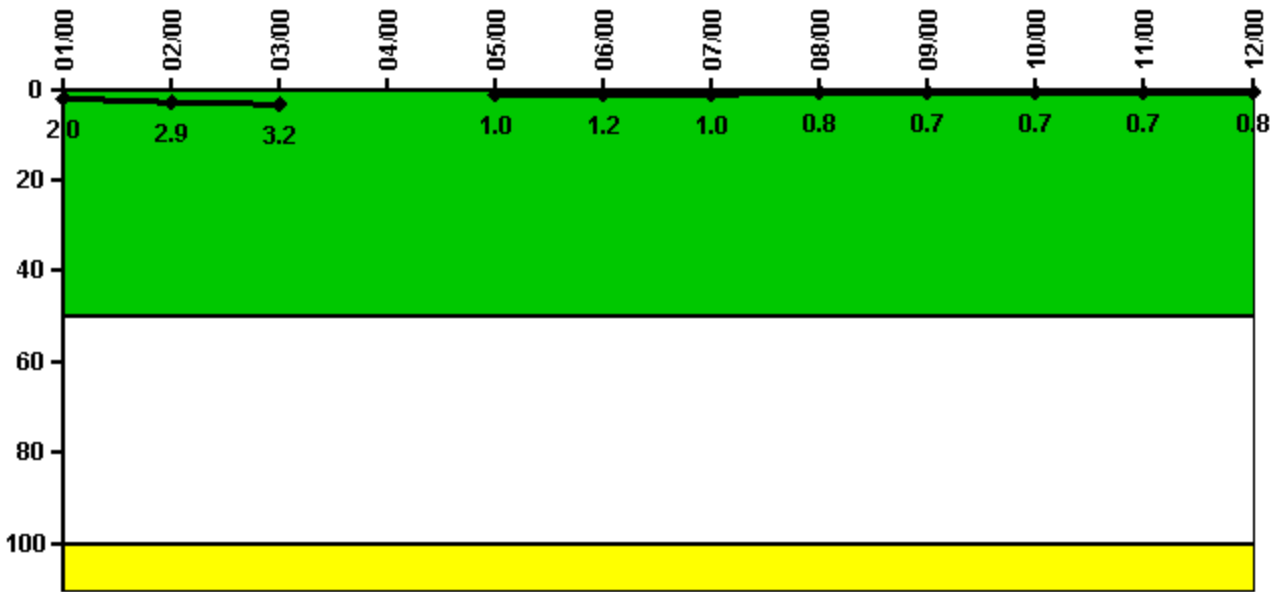
#### Notes

Safety System Functional Failures (PWR)	4Q/99	1Q/00	2Q/00	3Q/00	4Q/00
Safety System Functional Failures	0	0	1	0	0
Indicator value	1	0	1	1	1

Licensee Comments: none



### Reactor Coolant System Activity



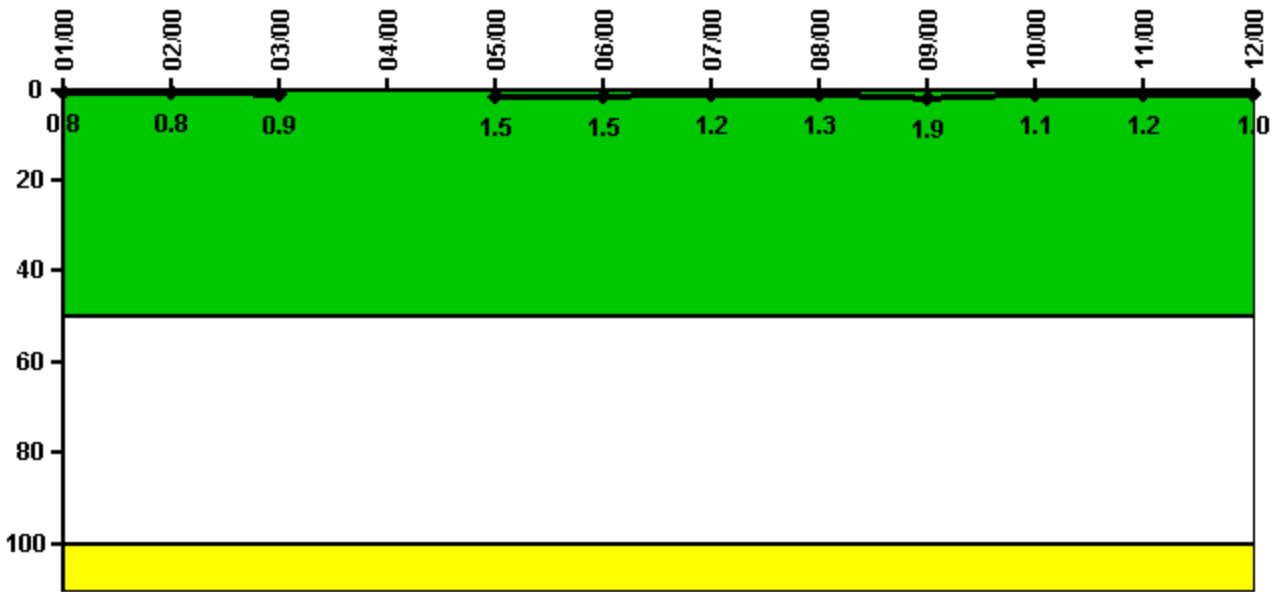
Thresholds: White > 50.0 Yellow > 100.0

#### Notes

Reactor Coolant System Activity	1/00	2/00	3/00	4/00	5/00	6/00	7/00	8/00	9/00	10/00	11/00	12/00
Maximum activity	0.020200	0.029250	0.032100	N/A	0.010100	0.011700	0.009930	0.008120	0.006870	0.006620	0.006780	0.008050
Technical specification limit	1.0	1.0	1.0	1.0	1.0	1.0	1.0	1.0	1.0	1.0	1.0	1.0
Indicator value	2.0	2.9	3.2	N/A	1.0	1.2	1.0	0.8	0.7	0.7	0.7	0.8

Licensee Comments: none

### Reactor Coolant System Leakage



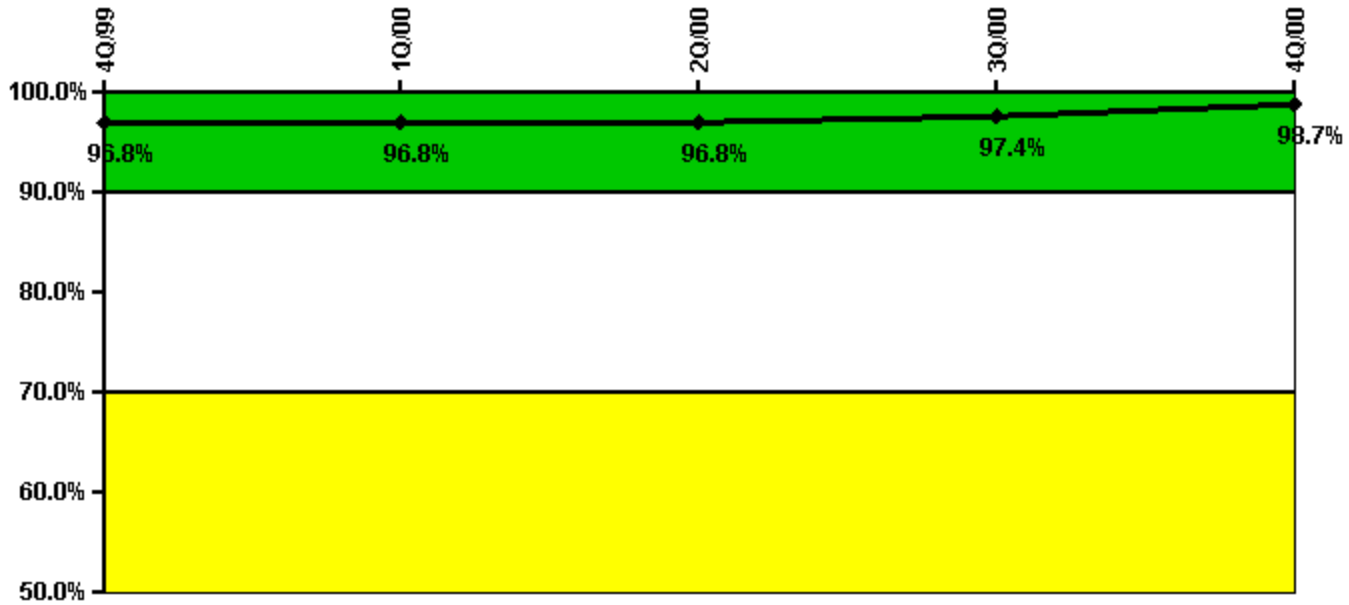
Thresholds: White > 50.0 Yellow > 100.0

#### Notes

Reactor Coolant System Leakage	1/00	2/00	3/00	4/00	5/00	6/00	7/00	8/00	9/00	10/00	11/00	12/00
Maximum leakage	0.076	0.075	0.094	N/A	0.146	0.150	0.120	0.130	0.190	0.105	0.118	0.103
Technical specification limit	10.0	10.0	10.0	10.0	10.0	10.0	10.0	10.0	10.0	10.0	10.0	10.0
Indicator value	0.8	0.8	0.9	N/A	1.5	1.5	1.2	1.3	1.9	1.1	1.2	1.0

Licensee Comments: none

### Drill/Exercise Performance




Thresholds: White < 90.0% Yellow < 70.0%

#### Notes

Drill/Exercise Performance	4Q/99	1Q/00	2Q/00	3Q/00	4Q/00
Successful opportunities	49.0	0	2.0	23.0	55.0
Total opportunities	50.0	0	2.0	23.0	56.0
<b>Indicator value</b>	<b>96.8%</b>	<b>96.8%</b>	<b>96.8%</b>	<b>97.4%</b>	<b>98.7%</b>

Licensee Comments: none

### ERO Drill Participation



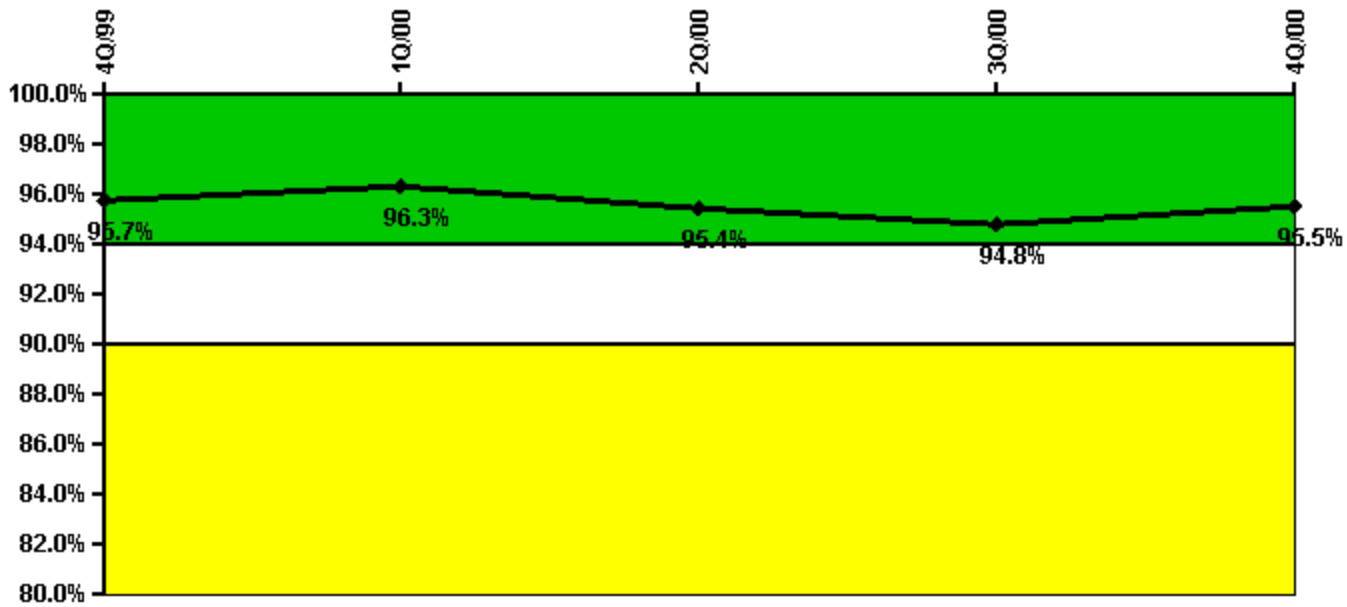
Thresholds: White < 80.0% Yellow < 60.0%

#### Notes

ERO Drill Participation	4Q/99	1Q/00	2Q/00	3Q/00	4Q/00
Participating Key personnel	68.0	68.0	69.0	70.0	67.0
Total Key personnel	68.0	68.0	69.0	70.0	67.0
<b>Indicator value</b>	<b>100.0%</b>	<b>100.0%</b>	<b>100.0%</b>	<b>100.0%</b>	<b>100.0%</b>

Licensee Comments: none

### Alert & Notification System



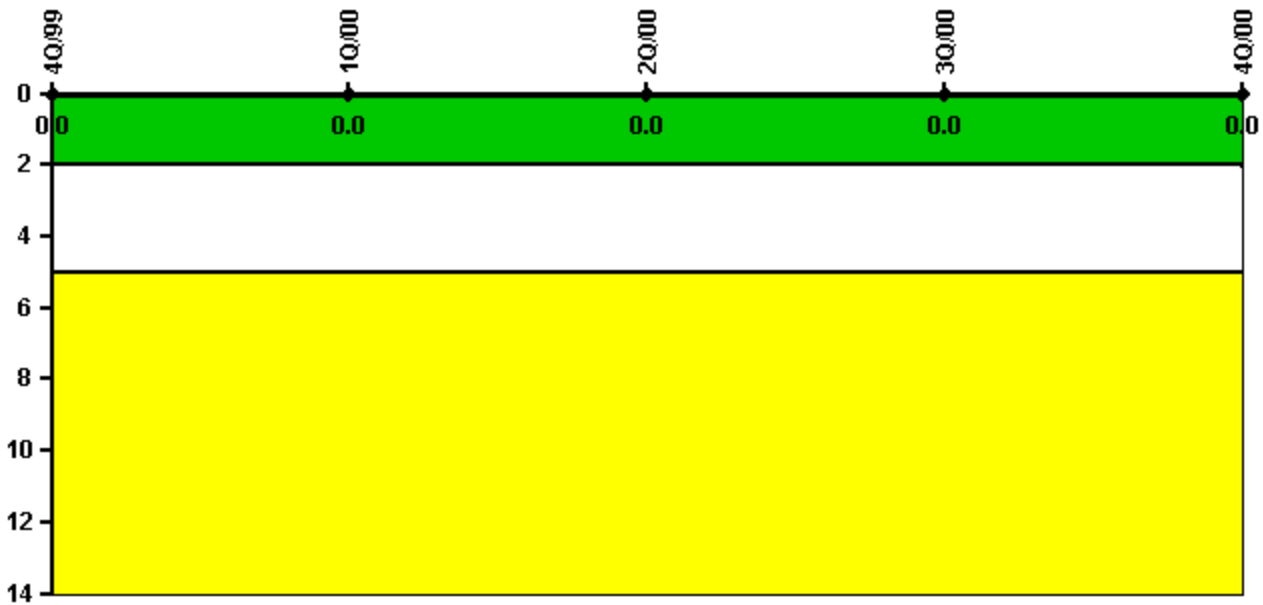
Thresholds: White < 94.0% Yellow < 90.0%

#### Notes

Alert & Notification System	4Q/99	1Q/00	2Q/00	3Q/00	4Q/00
Successful siren-tests	155	159	150	150	160
Total sirens-tests	162	162	162	162	162
Indicator value	95.7%	96.3%	95.4%	94.8%	95.5%

Licensee Comments: none

### Occupational Exposure Control Effectiveness



Thresholds: White > 2.0 Yellow > 5.0

#### Notes

Occupational Exposure Control Effectiveness	4Q/99	1Q/00	2Q/00	3Q/00	4Q/00
High radiation area occurrences	0	0	0	0	0
Very high radiation area occurrences	0	0	0	0	0
Unintended exposure occurrences	0	0	0	0	0
<b>Indicator value</b>	<b>0</b>	<b>0</b>	<b>0</b>	<b>0</b>	<b>0</b>

Licensee Comments: none

### RETS/ODCM Radiological Effluent



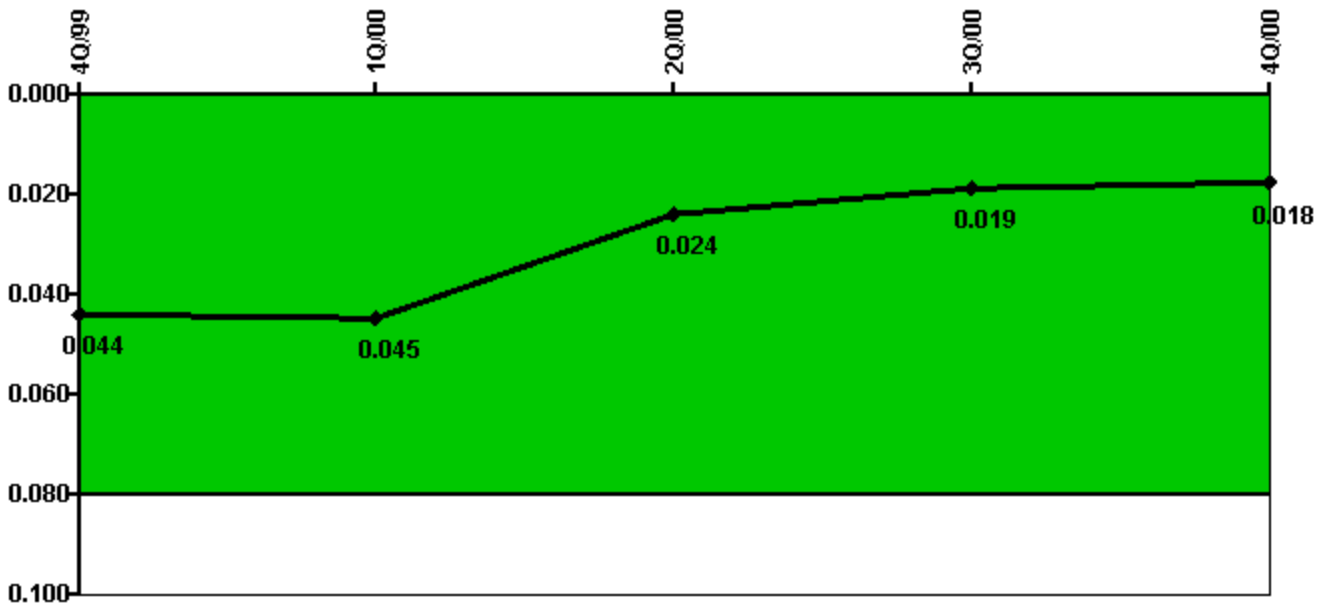
Thresholds: White > 1.0 Yellow > 3.0

#### Notes

RETS/ODCM Radiological Effluent	4Q/99	1Q/00	2Q/00	3Q/00	4Q/00
RETS/ODCM occurrences	0	0	0	0	0
Indicator value	0	0	0	0	0

Licensee Comments: none

### Protected Area Security Performance Index



Thresholds: White > 0.080

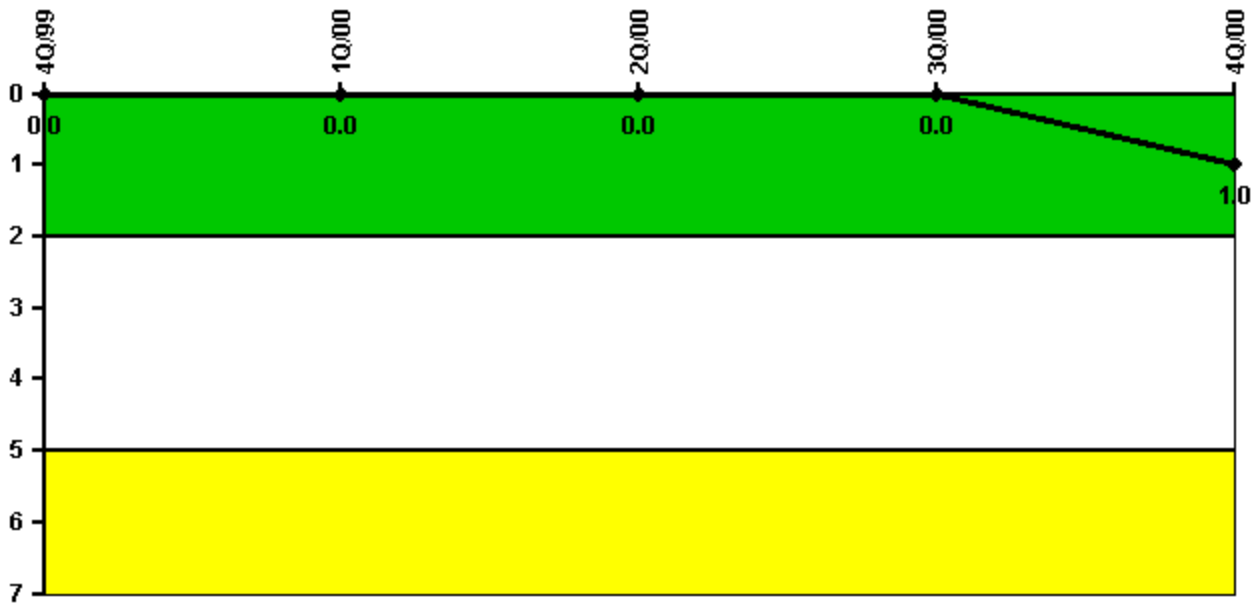
#### Notes

Protected Area Security Performance Index	4Q/99	1Q/00	2Q/00	3Q/00	4Q/00
IDS compensatory hours	40.40	157.30	61.00	61.60	27.00
CCTV compensatory hours	8.0	0	4.8	0	0
IDS normalization factor	1.00	1.00	1.00	1.00	1.00
CCTV normalization factor	1.0	1.0	1.0	1.0	1.0
<b>Index Value</b>	<b>0.044</b>	<b>0.045</b>	<b>0.024</b>	<b>0.019</b>	<b>0.018</b>

Licensee Comments: none



### Personnel Screening Program



Thresholds: White > 2.0 Yellow > 5.0

#### Notes

Personnel Screening Program	4Q/99	1Q/00	2Q/00	3Q/00	4Q/00
Program failures	0	0	0	0	1
Indicator value	0	0	0	0	1

Licensee Comments: none

### FFD/Personnel Reliability



Thresholds: White > 2.0 Yellow > 5.0

#### Notes

FFD/Personnel Reliability	4Q/99	1Q/00	2Q/00	3Q/00	4Q/00
Program Failures	0	0	0	0	0
Indicator value	0	0	0	0	0

Licensee Comments: none

▲ [PI Summary](#) | [Inspection Findings Summary](#) | [Action Matrix Summary](#) | [Reactor Oversight Process](#)

Last Modified: March 28, 2002