

D.C. Cook 2

4Q/2000 Performance Indicators

Licensee's General Comments: Cook Unit 2 returned to service June 25, 2000 after a 33-month forced outage. Without sufficient operational service, various performance indicators are not calculated.

Unplanned Scrams per 7000 Critical Hrs



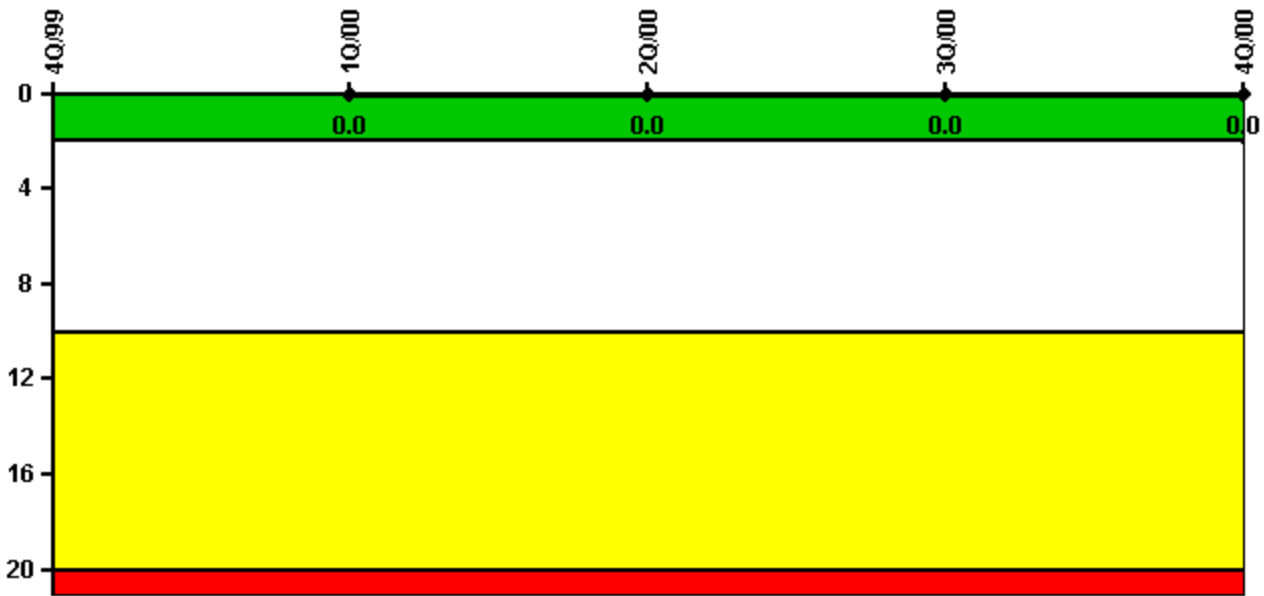
Thresholds: White > 3.0 Yellow > 6.0 Red > 25.0

Notes

Unplanned Scrams per 7000 Critical Hrs	4Q/99	1Q/00	2Q/00	3Q/00	4Q/00
Unplanned scrams	0	0	0	0	0
Critical hours	0	0	197.0	2208.0	2209.0
Indicator value	N/A	N/A	N/A	0	0

Licensee Comments: none

Scrams with Loss of Normal Heat Removal



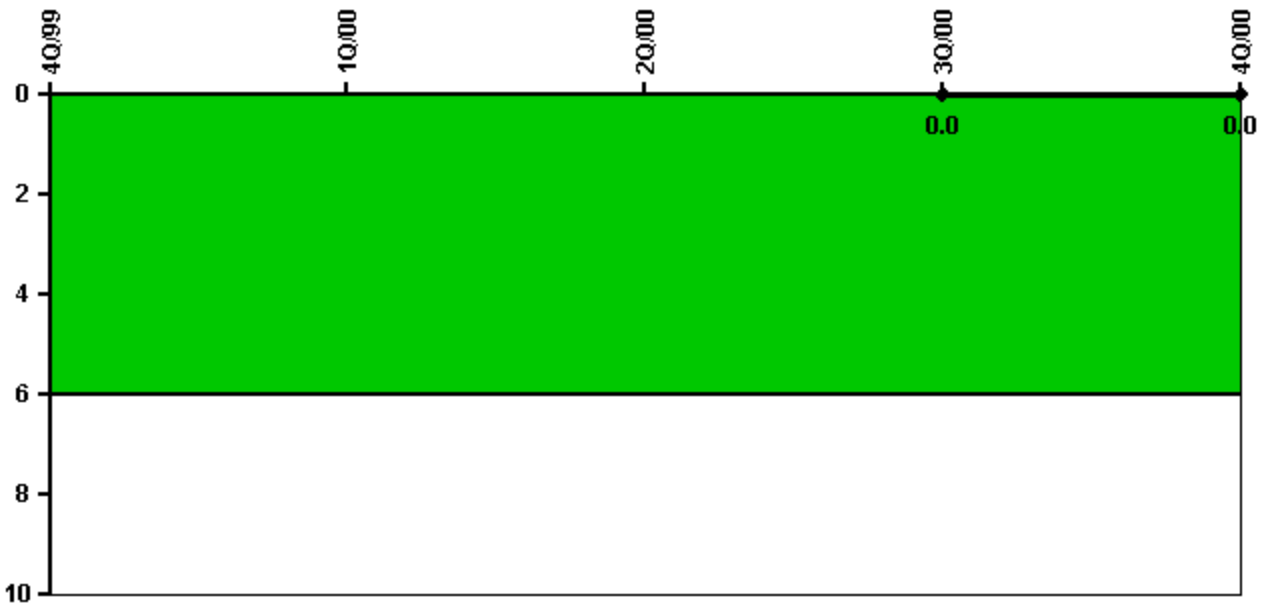
Thresholds: White > 2.0 Yellow > 10.0 Red > 20.0

Notes

Scrams with Loss of Normal Heat Removal	4Q/99	1Q/00	2Q/00	3Q/00	4Q/00
Scrams	0	0	0	0	0
Indicator value		0	0	0	0

Licensee Comments: none

Unplanned Power Changes per 7000 Critical Hrs



Thresholds: White > 6.0

Notes

Unplanned Power Changes per 7000 Critical Hrs	4Q/99	1Q/00	2Q/00	3Q/00	4Q/00
Unplanned power changes	0	0	0	0	0
Critical hours	0	0	197.0	2208.0	2209.0
Indicator value	N/A	N/A	N/A	0	0

Licensee Comments: none

Safety System Unavailability, Emergency AC Power



Thresholds: **White** > 2.5% **Yellow** > 5.0% **Red** > 10.0%

Notes

Safety System Unavailability, Emergency AC Power	4Q/99	1Q/00	2Q/00	3Q/00	4Q/00
Train 1					
Planned unavailable hours	0	0	4.45	8.20	20.78
Unplanned unavailable hours	0	0	0	0	0
Fault exposure hours	0	0	0	0	0
Effective Reset hours	0	0	0	0	0
Required hours	0	0	2184.00	2208.00	2209.00
Train 2					
Planned unavailable hours	0	0	6.20	0	13.30
Unplanned unavailable hours	0	0	0	0	0
Fault exposure hours	0	0	0	0	0
Effective Reset hours	0	0	0	0	0
Required hours	0	0	2184.00	2208.00	2209.00
Indicator value					

Licensee Comments:

4Q/00: Change made to add planned unavailable hours to train 1EDG to account for CO2 testing.

4Q/00: Indicator value is N/A due to having less than 12 quarters of data accumulated.

1Q/00: Hours for this quarter have been "zero-summed" to provide for a 4Q2001 indicator calculation in accordance with FAQ 291 approved November 15, 2001.

4Q/99: Hours for this quarter have been "zero-summed" to provide for a 4Q2001 indicator calculation in accordance with FAQ 291 approved November 15, 2001.

3Q/99: Hours for this quarter have been "zero-summed" to provide for a 4Q2001 indicator calculation in accordance with FAQ 291 approved November 15, 2001.

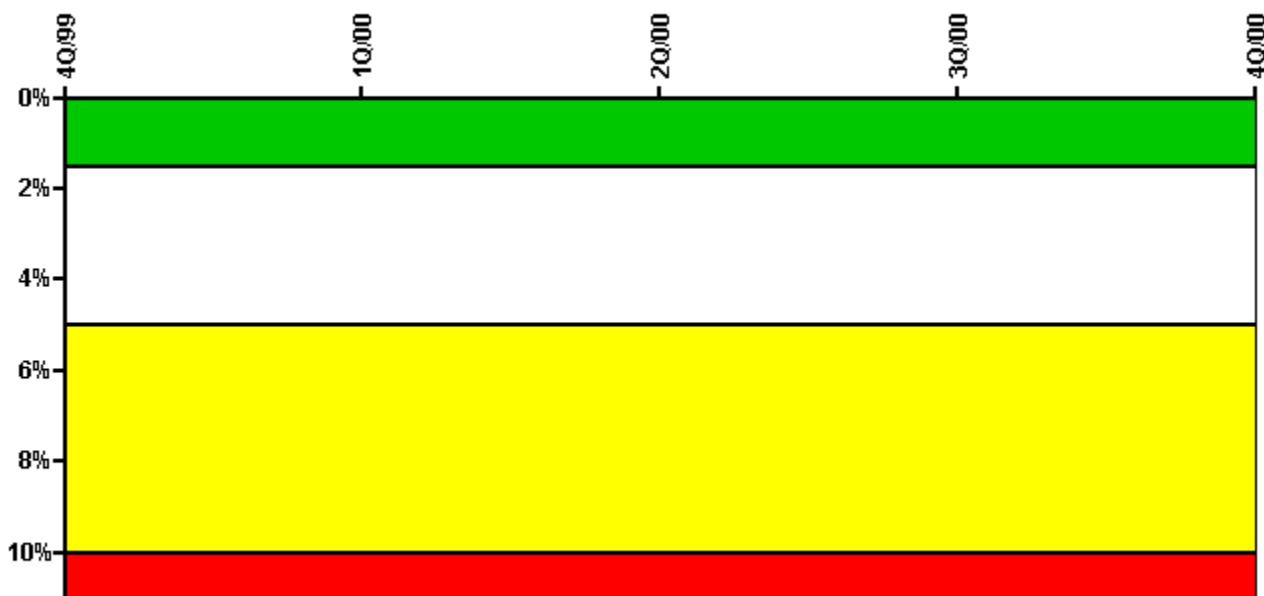
2Q/99: Hours for this quarter have been "zero-summed" to provide for a 4Q2001 indicator calculation in accordance with FAQ 291 approved November 15, 2001.

1Q/99: Hours for this quarter have been "zero-summed" to provide for a 4Q2001 indicator calculation in accordance with FAQ 291 approved November 15, 2001.

1Q/99: Hours for this quarter have been "zero-summed" to provide for a 4Q2001 indicator calculation in accordance with FAQ 291 approved November 15, 2001.

1Q/99: Hours for this quarter have been "zero-summed" to provide for a 4Q2001 indicator calculation in accordance with FAQ 291 approved November 15, 2001.

Safety System Unavailability, High Pressure Injection System (HPSI)



Thresholds: White > 1.5% Yellow > 5.0% Red > 10.0%

Notes

Safety System Unavailability, High Pressure Injection System (HPSI)	4Q/99	1Q/00	2Q/00	3Q/00	4Q/00
Train 1					
Planned unavailable hours	0	0	0	7.50	9.18
Unplanned unavailable hours	0	0	0	0	0
Fault exposure hours	0	0	0	0	0
Effective Reset hours	0	0	0	0	0
Required hours	0	0	581.00	2208.00	2209.00
Train 2					
Planned unavailable hours	0	0	0	0	0
Unplanned unavailable hours	0	0	0	0	0
Fault exposure hours	0	0	0	0	0
Effective Reset hours	0	0	0	0	0
Required hours	0	0	581.00	2208.00	2209.00
Train 3					

Planned unavailable hours	0	0	0	0	3.72
Unplanned unavailable hours	0	0	0	0	0
Fault exposure hours	0	0	0	0	0
Effective Reset hours	0	0	0	0	0
Required hours	0	0	453.60	2208.00	2209.00
Train 4					
Planned unavailable hours	0	0	0	4.97	0
Unplanned unavailable hours	0	0	11.25	0	0
Fault exposure hours	0	0	0	0	0
Effective Reset hours	0	0	0	0	0
Required hours	0	0	453.60	2208.00	2209.00
Indicator value					

Licensee Comments:

4Q/00: A change report was submitted for 2Q00 and 3Q00. The change reports corrected: 1) 2Q00 hours required for Trains 3 & 4; 2) 2Q00 unplanned unavailable hours for Train 4; and 3) 3Q00 planned unavailable hours for Train 1. Indicator value is N/A due to having less than 12 quarters of data accumulated.

3Q/00: Indicator value is N/A due to having less than 12 quarters of data accumulated.

1Q/00: Hours for this quarter have been "zero-summed" to provide for a 4Q2001 indicator calculation in accordance with FAQ 291 approved November 15, 2001.

4Q/99: Hours for this quarter have been "zero-summed" to provide for a 4Q2001 indicator calculation in accordance with FAQ 291 approved November 15, 2001.

3Q/99: Hours for this quarter have been "zero-summed" to provide for a 4Q2001 indicator calculation in accordance with FAQ 291 approved November 15, 2001.

2Q/99: Hours for this quarter have been "zero-summed" to provide for a 4Q2001 indicator calculation in accordance with FAQ 291 approved November 15, 2001.

1Q/99: Hours for this quarter have been "zero-summed" to provide for a 4Q2001 indicator calculation in accordance with FAQ 291 approved November 15, 2001.



Safety System Unavailability, Heat Removal System (AFW)



Thresholds: White > 2.0% Yellow > 6.0% Red > 12.0%

Notes

Safety System Unavailability, Heat Removal System (AFW)	4Q/99	1Q/00	2Q/00	3Q/00	4Q/00
Train 1					
Planned unavailable hours	0	0	0.98	0	0
Unplanned unavailable hours	0	0	0	0	0
Fault exposure hours	0	0	0	0	0
Effective Reset hours	0	0	0	0	0
Required hours	0	0	454.00	2208.00	2209.00
Train 2					
Planned unavailable hours	0	0	1.10	0	10.41
Unplanned unavailable hours	0	0	0	0	0
Fault exposure hours	0	0	0	0	0
Effective Reset hours	0	0	0	0	0
Required hours	0	0	454.00	2208.00	2209.00
Train 3					
Planned unavailable hours	0	0	0	0	0
Unplanned unavailable hours	0	0	0	0	0
Fault exposure hours	0	0	78.06	0	0
Effective Reset hours	0	0	0	0	0
Required hours	0	0	454.00	2208.00	2209.00
Indicator value					

Licensee Comments:

4Q/00: Change report submitted to remove unplanned unavailable hours for the TDAFP as the result of an evaluation performed that determined the TDAFP was available. Also, the 10.41 hours of planned unavailable hours has been moved to train 2 to correct a train reporting error.

4Q/00: Indicator value is N/A due to having less than 12 quarters of data accumulated.

1Q/00: Hours for this quarter have been "zero-summed" to provide for a 4Q2001 indicator calculation in accordance with FAQ 291 approved

November 15, 2001.

4Q/99: Hours for this quarter have been "zero-summed" to provide for a 4Q2001 indicator calculation in accordance with FAQ 291 approved November 15, 2001.

3Q/99: Hours for this quarter have been "zero-summed" to provide for a 4Q2001 indicator calculation in accordance with FAQ 291 approved November 15, 2001.

2Q/99: Hours for this quarter have been "zero-summed" to provide for a 4Q2001 indicator calculation in accordance with FAQ 291 approved November 15, 2001.

1Q/99: Hours for this quarter have been "zero-summed" to provide for a 4Q2001 indicator calculation in accordance with FAQ 291 approved November 15, 2001.

Safety System Unavailability, Residual Heat Removal System



Thresholds: White > 1.5% Yellow > 5.0% Red > 10.0%

Notes

Safety System Unavailability, Residual Heat Removal System	4Q/99	1Q/00	2Q/00	3Q/00	4Q/00
Train 1					
Planned unavailable hours	0	0	0	0	11.70
Unplanned unavailable hours	0	0	0	0	0
Fault exposure hours	0	0	0	0	0
Effective Reset hours	0	0	0	0	0
Required hours	0	0	2184.00	2208.00	2209.00
Train 2					
Planned unavailable hours	0	0	0	0	0
Unplanned unavailable hours	0	0	0	0	0
Fault exposure hours	0	0	0	0	0
Effective Reset hours	0	0	0	0	0

Required hours	0	0	2184.00	2208.00	2209.00
Indicator value					

Licensee Comments:

4Q/00: Indicator value is N/A due to having less than 12 quarters of data accumulated.

1Q/00: Hours for this quarter have been "zero-summed" to provide for a 4Q2001 indicator calculation in accordance with FAQ 291 approved November 15, 2001.

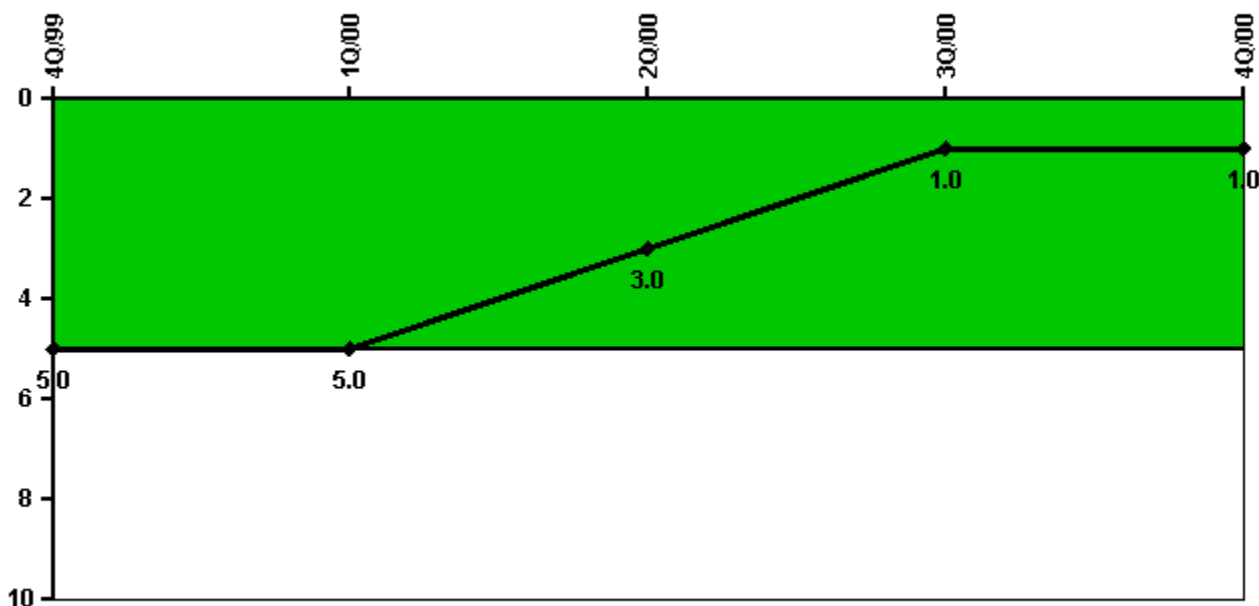
4Q/99: Hours for this quarter have been "zero-summed" to provide for a 4Q2001 indicator calculation in accordance with FAQ 291 approved November 15, 2001.

3Q/99: Hours for this quarter have been "zero-summed" to provide for a 4Q2001 indicator calculation in accordance with FAQ 291 approved November 15, 2001.

2Q/99: Hours for this quarter have been "zero-summed" to provide for a 4Q2001 indicator calculation in accordance with FAQ 291 approved November 15, 2001.

1Q/99: Hours for this quarter have been "zero-summed" to provide for a 4Q2001 indicator calculation in accordance with FAQ 291 approved November 15, 2001.

Safety System Functional Failures (PWR)



Thresholds: White > 5.0

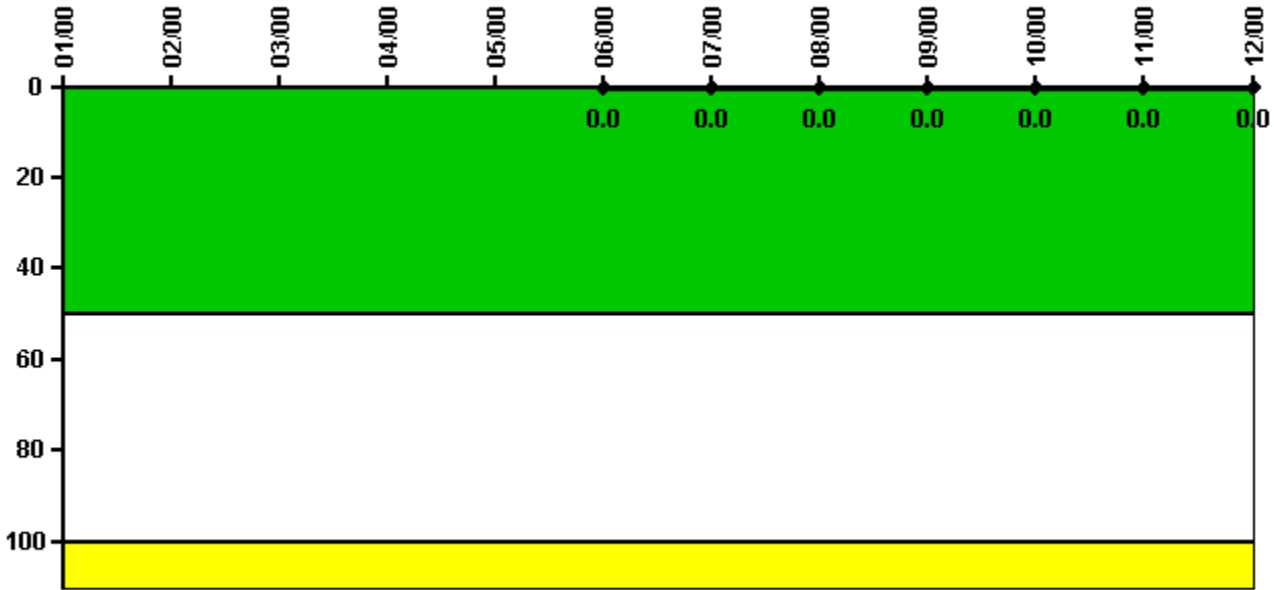
Notes

Safety System Functional Failures (PWR)	4Q/99	1Q/00	2Q/00	3Q/00	4Q/00
Safety System Functional Failures	0	1	0	0	0

Indicator value	5	5	3	1	1
-----------------	---	---	---	---	---

Licensee Comments: none

Reactor Coolant System Activity



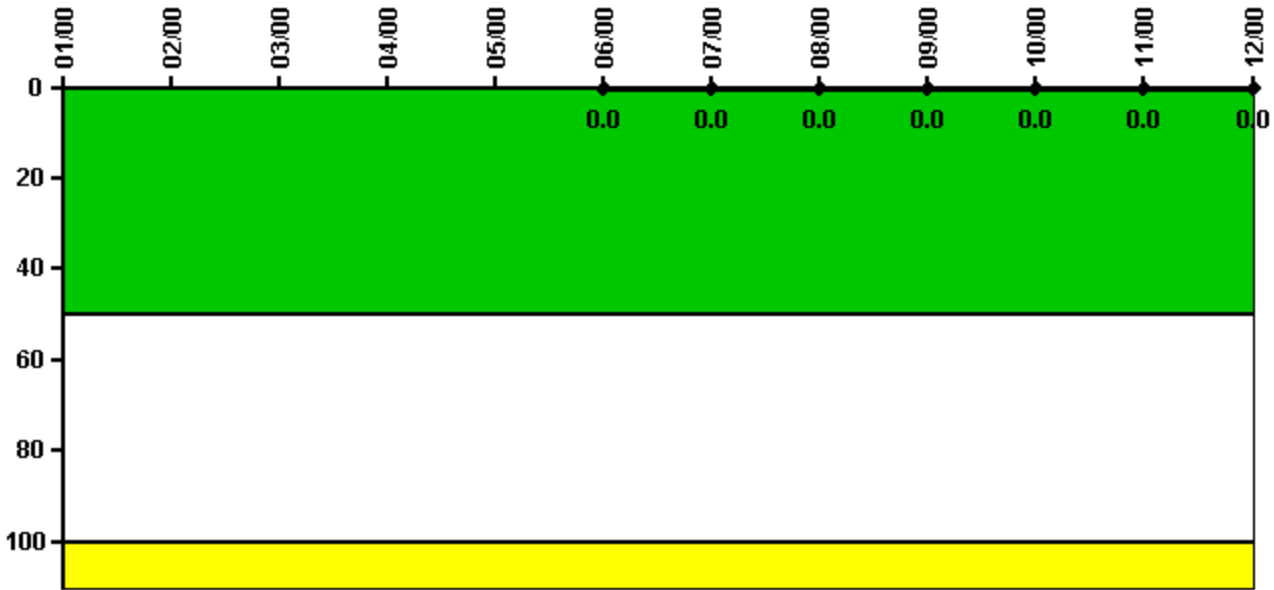
Thresholds: White > 50.0 Yellow > 100.0

Notes

Reactor Coolant System Activity	1/00	2/00	3/00	4/00	5/00	6/00	7/00	8/00	9/00	10/00	11/00	12/00
Maximum activity				N/A	N/A	0.000200	0.000311	0.000337	0.000364	0.000363	0.000386	0.000370
Technical specification limit				1.0	1.0	1.0	1.0	1.0	1.0	1.0	1.0	1.0
Indicator value				N/A	N/A	0	0	0	0	0	0	0

Licensee Comments: none

Reactor Coolant System Leakage




Thresholds: White > 50.0 Yellow > 100.0

Notes

Reactor Coolant System Leakage	1/00	2/00	3/00	4/00	5/00	6/00	7/00	8/00	9/00	10/00	11/00	12/00
Maximum leakage				N/A	N/A	0	0	0	0	0	0	0
Technical specification limit				10.0	10.0	10.0	10.0	10.0	10.0	10.0	10.0	10.0
Indicator value				N/A	N/A	0	0	0	0	0	0	0

Licensee Comments: none

Drill/Exercise Performance



Thresholds: White < 90.0% Yellow < 70.0%

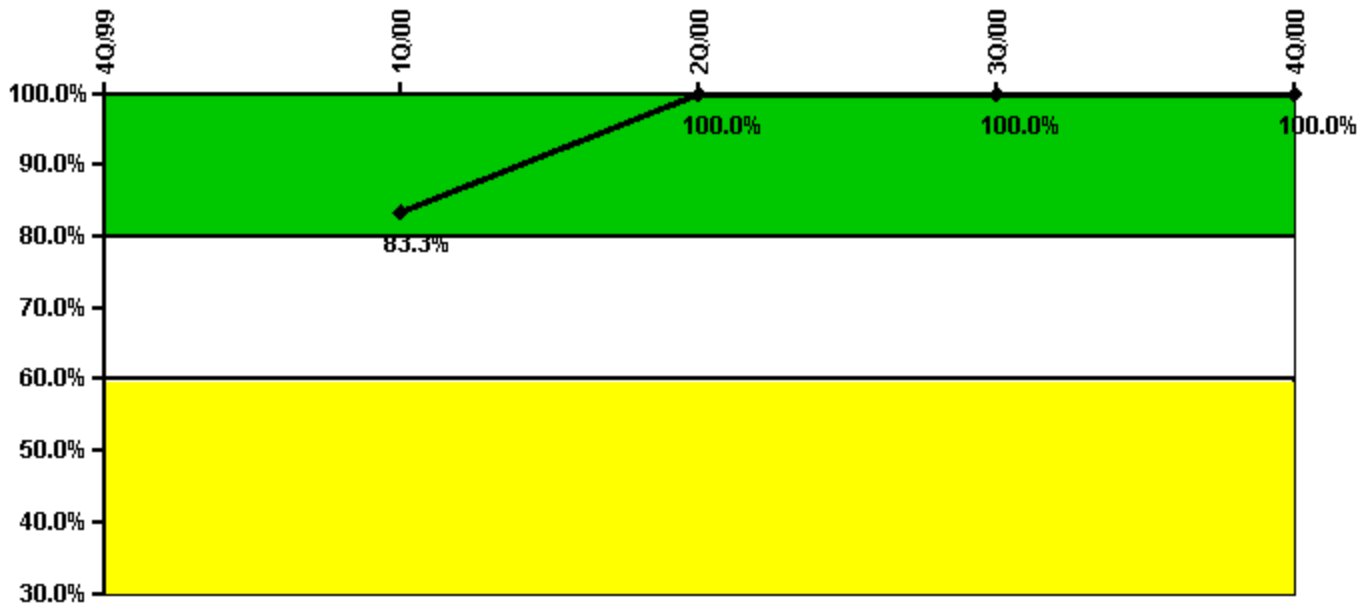
Notes

Drill/Exercise Performance	4Q/99	1Q/00	2Q/00	3Q/00	4Q/00
Successful opportunities	24.0	25.0	56.0	54.0	24.0
Total opportunities	24.0	25.0	59.0	55.0	26.0
Indicator value					

Licensee Comments:

4Q/00: Unable to generate performance data prior to Q3/1999. Records are unavailable to extract the information.

ERO Drill Participation



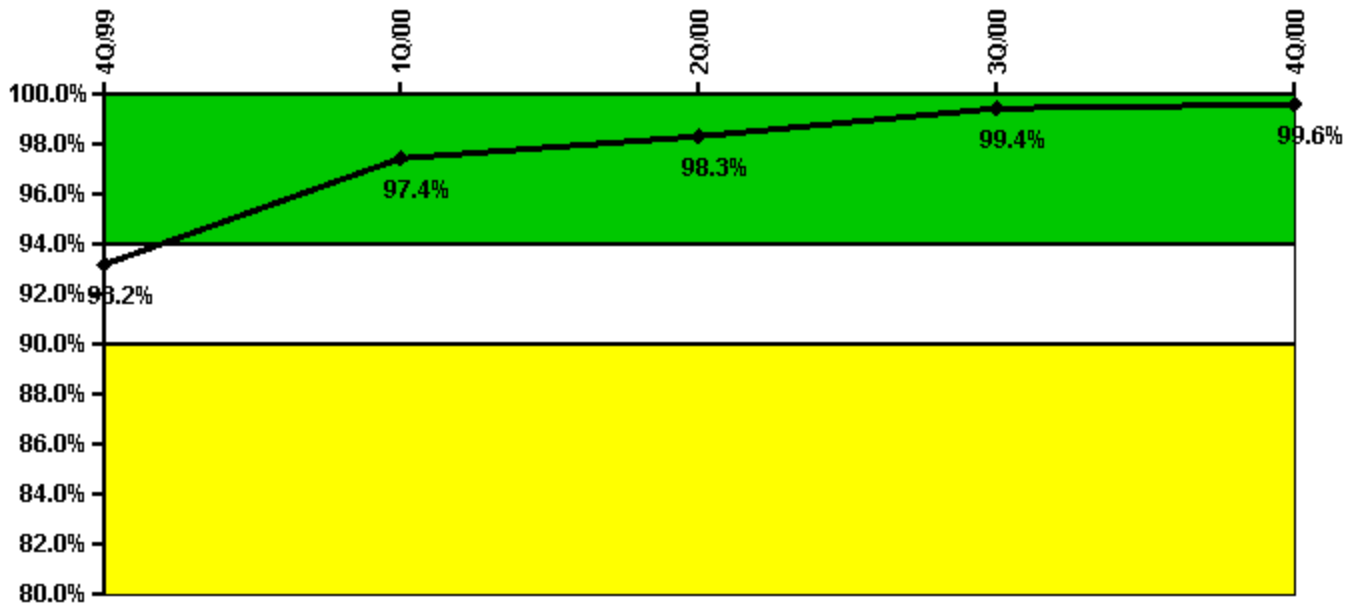
Thresholds: White < 80.0% Yellow < 60.0%

Notes

ERO Drill Participation	4Q/99	1Q/00	2Q/00	3Q/00	4Q/00
Participating Key personnel		35.0	46.0	48.0	50.0
Total Key personnel		42.0	46.0	48.0	50.0
Indicator value		83.3%	100.0%	100.0%	100.0%

Licensee Comments: none

Alert & Notification System



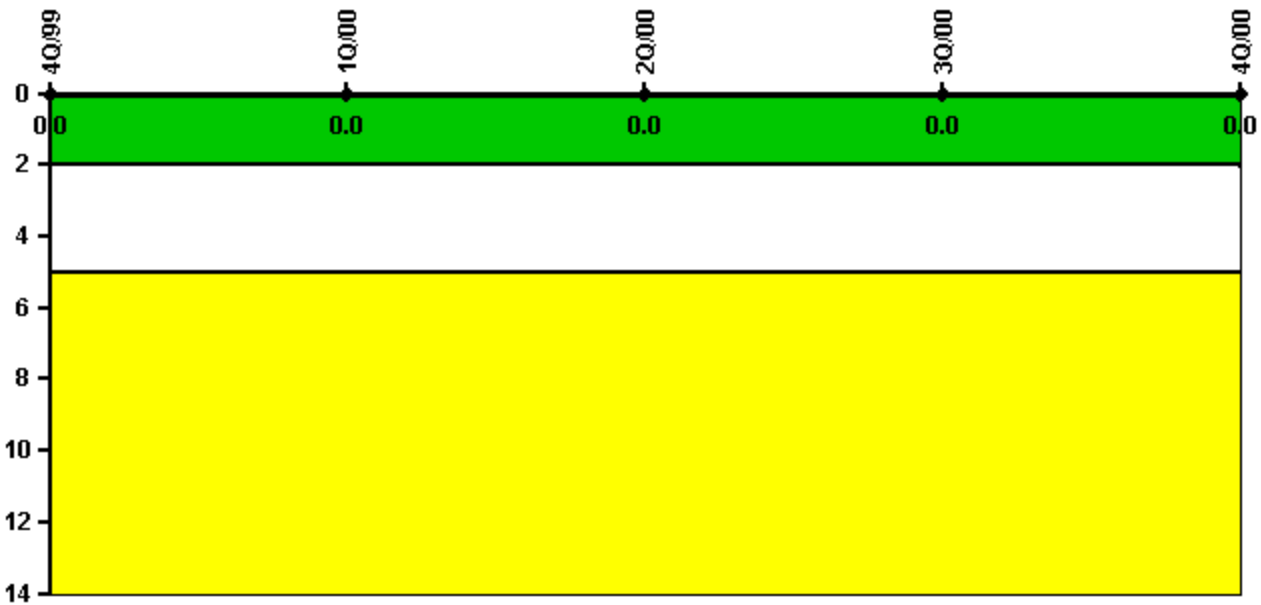
Thresholds: White < 94.0% Yellow < 90.0%

Notes

Alert & Notification System	4Q/99	1Q/00	2Q/00	3Q/00	4Q/00
Successful siren-tests	207	209	209	210	209
Total sirens-tests	210	210	210	210	210
Indicator value	93.2%	97.4%	98.3%	99.4%	99.6%

Licensee Comments: none

Occupational Exposure Control Effectiveness



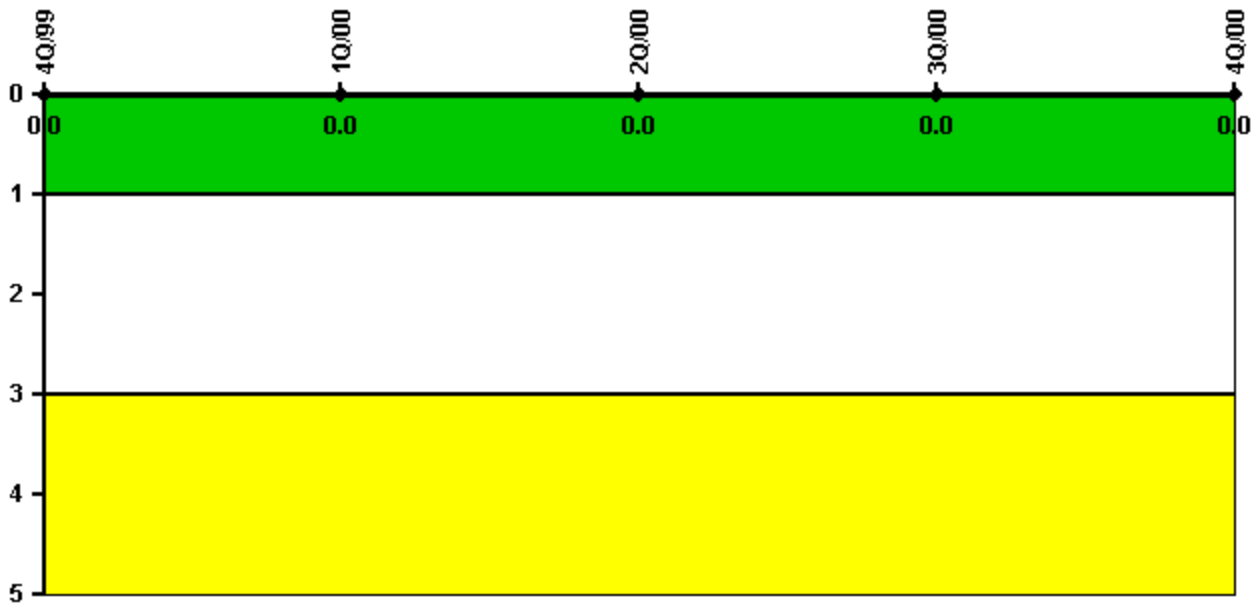
Thresholds: White > 2.0 Yellow > 5.0

Notes

Occupational Exposure Control Effectiveness	4Q/99	1Q/00	2Q/00	3Q/00	4Q/00
High radiation area occurrences	0	0	0	0	0
Very high radiation area occurrences	0	0	0	0	0
Unintended exposure occurrences	0	0	0	0	0
Indicator value	0	0	0	0	0

Licensee Comments: none

RETS/ODCM Radiological Effluent



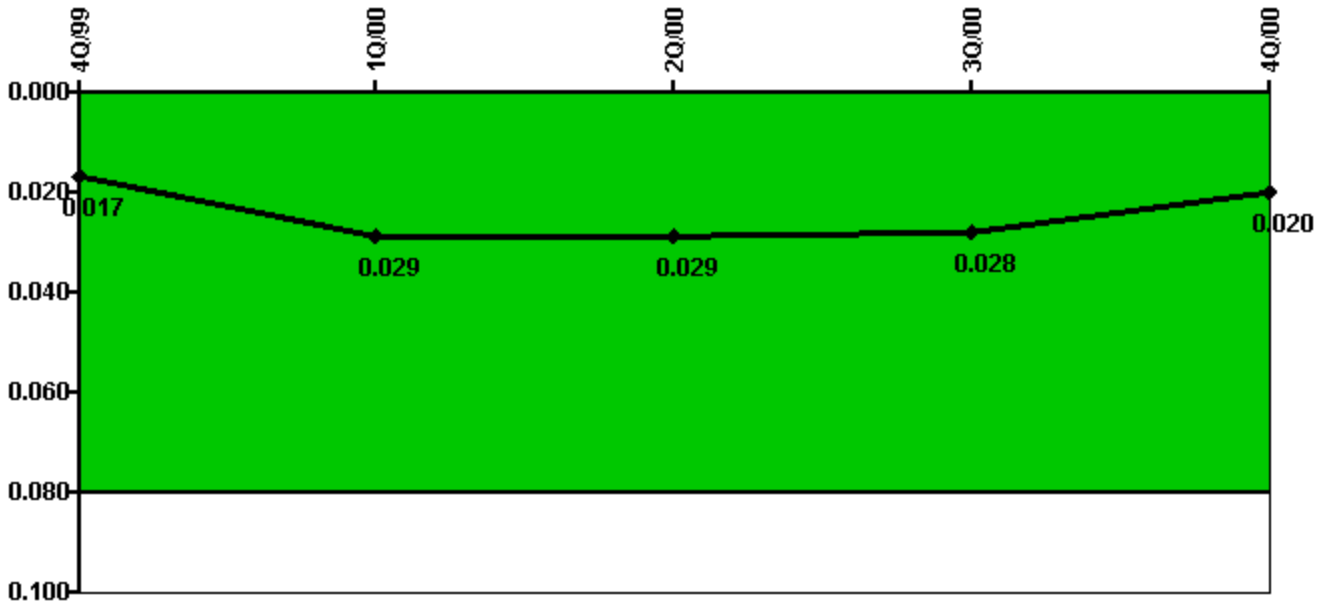
Thresholds: White > 1.0 Yellow > 3.0

Notes

RETS/ODCM Radiological Effluent	4Q/99	1Q/00	2Q/00	3Q/00	4Q/00
RETS/ODCM occurrences	0	0	0	0	0
Indicator value	0	0	0	0	0

Licensee Comments: none

Protected Area Security Performance Index



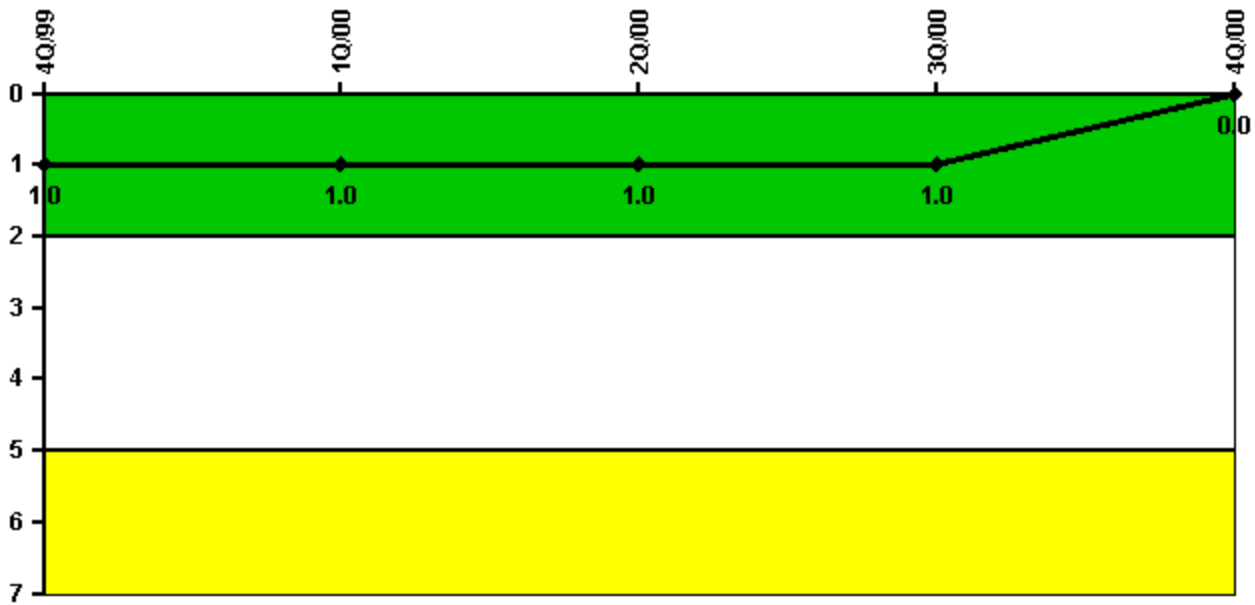
Thresholds: White > 0.080

Notes

Protected Area Security Performance Index	4Q/99	1Q/00	2Q/00	3Q/00	4Q/00
IDS compensatory hours	199.30	364.70	31.80	4.05	40.38
CCTV compensatory hours	16.7	38.5	0	0.1	0
IDS normalization factor	1.40	1.40	1.40	1.40	1.40
CCTV normalization factor	1.0	1.0	1.0	1.0	1.0
Index Value	0.017	0.029	0.029	0.028	0.020

Licensee Comments: none

Personnel Screening Program



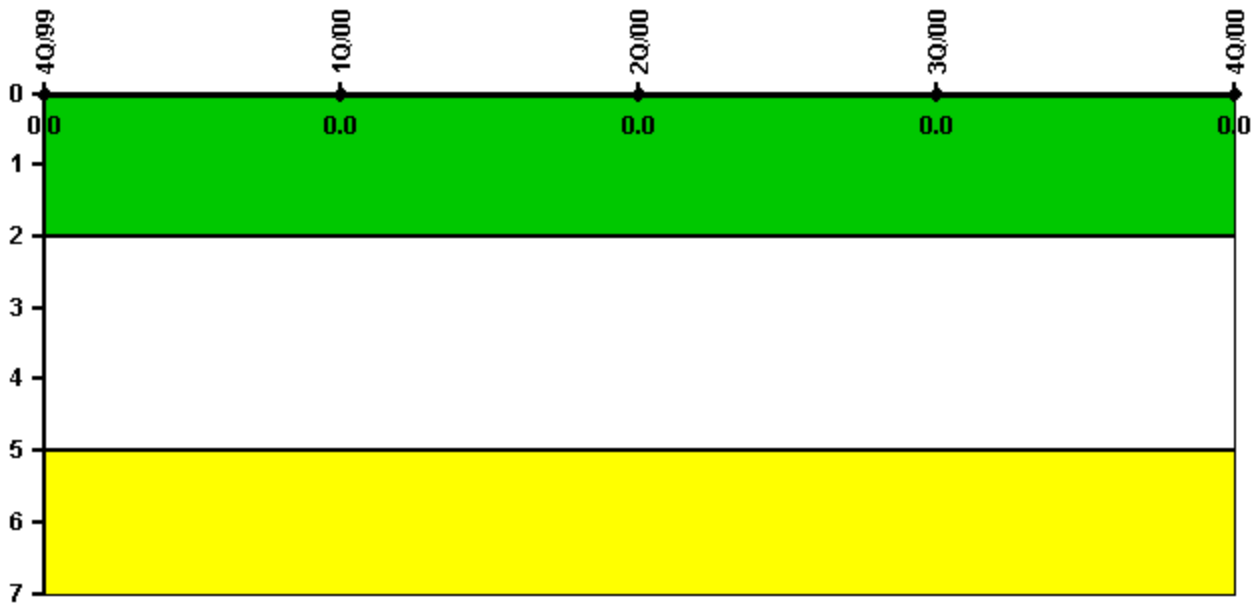
Thresholds: White > 2.0 Yellow > 5.0

Notes

Personnel Screening Program	4Q/99	1Q/00	2Q/00	3Q/00	4Q/00
Program failures	1	0	0	0	0
Indicator value	1	1	1	1	0

Licensee Comments: none

FFD/Personnel Reliability



Thresholds: White > 2.0 Yellow > 5.0

Notes

FFD/Personnel Reliability	4Q/99	1Q/00	2Q/00	3Q/00	4Q/00
Program Failures	0	0	0	0	0
Indicator value	0	0	0	0	0

Licensee Comments: none

▲ [PI Summary](#) | [Inspection Findings Summary](#) | [Action Matrix Summary](#) | [Reactor Oversight Process](#)

Last Modified: March 28, 2002