

### Cooper

#### 4Q/2000 Performance Indicators

Licensee's General Comments: Change required due to EP Dept. omitting Operations Simulator drills from December 2000 data. Added 16 successful drills to existing 8, for total 24.

#### Unplanned Scrams per 7000 Critical Hrs



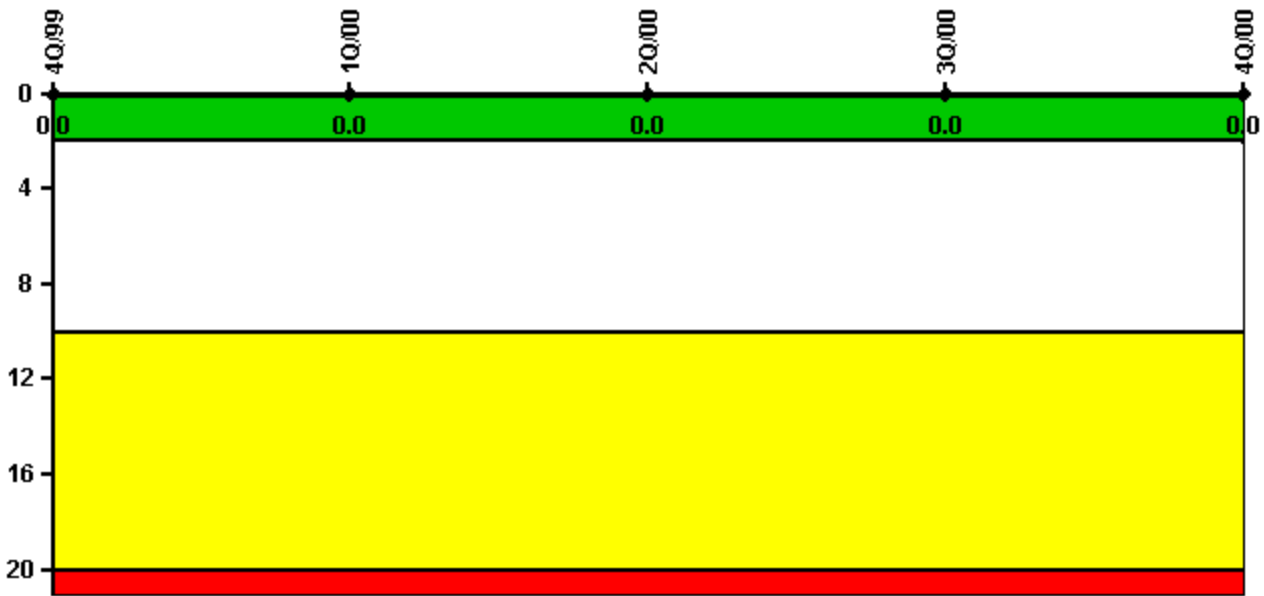
Thresholds: White > 3.0 Yellow > 6.0 Red > 25.0

#### Notes

Unplanned Scrams per 7000 Critical Hrs	4Q/99	1Q/00	2Q/00	3Q/00	4Q/00
Unplanned scrams	0	0	0	0	1.0
Critical hours	2209.0	1369.4	849.5	2208.0	2092.6
Indicator value	0	0	0	0	1.1

Licensee Comments: none

### Scrams with Loss of Normal Heat Removal



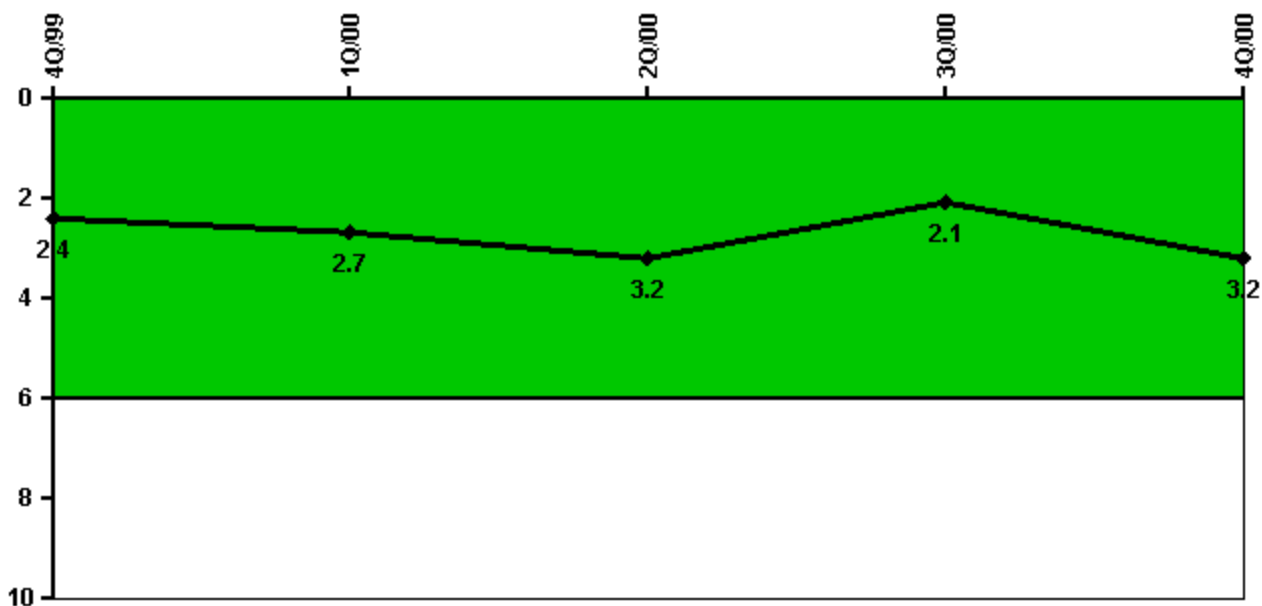
Thresholds: White > 2.0 Yellow > 10.0 Red > 20.0

#### Notes

Scrams with Loss of Normal Heat Removal	4Q/99	1Q/00	2Q/00	3Q/00	4Q/00
Scrams	0	0	0	0	0
Indicator value	0	0	0	0	0

Licensee Comments: none

### Unplanned Power Changes per 7000 Critical Hrs



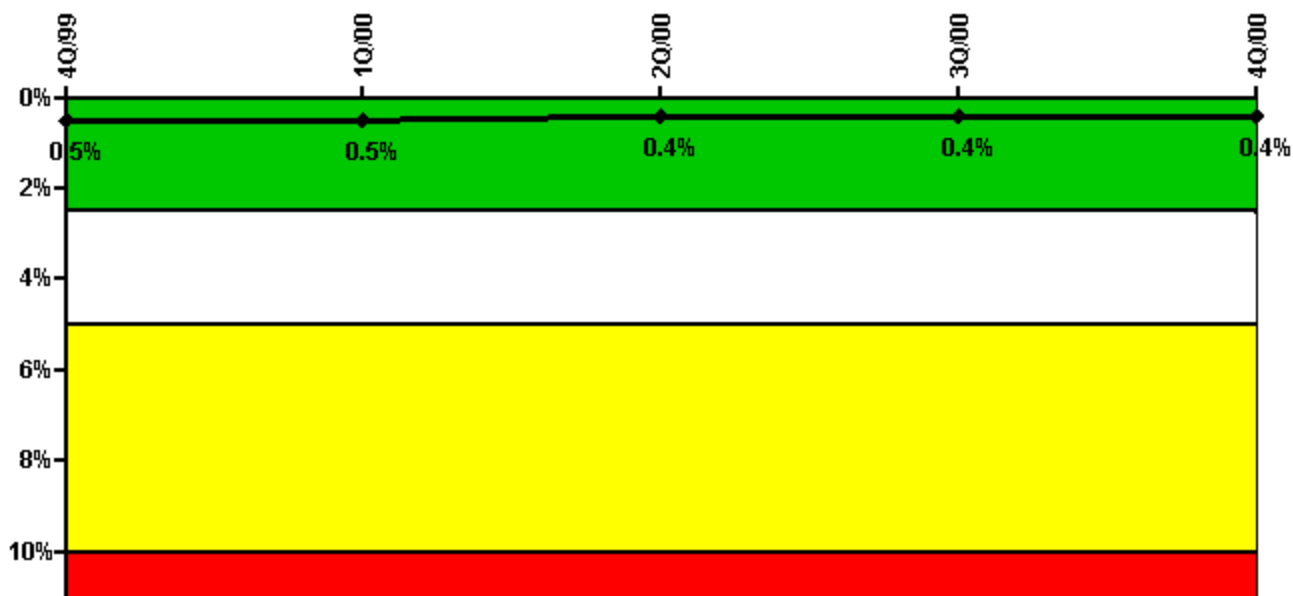
Thresholds: White > 6.0

#### Notes

Unplanned Power Changes per 7000 Critical Hrs	4Q/99	1Q/00	2Q/00	3Q/00	4Q/00
Unplanned power changes	0	1.0	1.0	0	1.0
Critical hours	2209.0	1369.4	849.5	2208.0	2092.6
<b>Indicator value</b>	<b>2.4</b>	<b>2.7</b>	<b>3.2</b>	<b>2.1</b>	<b>3.2</b>

Licensee Comments: none

### Safety System Unavailability, Emergency AC Power



Thresholds: White > 2.5% Yellow > 5.0% Red > 10.0%

#### Notes

Safety System Unavailability, Emergency AC Power	4Q/99	1Q/00	2Q/00	3Q/00	4Q/00
<b>Train 1</b>					
Planned unavailable hours	0	0	0	1.10	18.02
Unplanned unavailable hours	0	0	0	0	7.95
Fault exposure hours	0	0	0	0	0
Effective Reset hours	0	0	0	0	0
Required hours	2209.00	2184.00	2071.20	2208.00	2208.00
<b>Train 2</b>					
Planned unavailable hours	12.75	0	0	0.72	28.05
Unplanned unavailable hours	11.43	0	0	0	4.29
Fault exposure hours	0	0	0	0	0
Effective Reset hours	0	0	0	0	0
Required hours	2209.00	2184.00	2184.00	2208.00	2208.00
<b>Indicator value</b>	<b>0.5%</b>	<b>0.5%</b>	<b>0.4%</b>	<b>0.4%</b>	<b>0.4%</b>

Licensee Comments: none

### Safety System Unavailability, High Pressure Injection System (HPCI)



Thresholds: White > 4.0% Yellow > 12.0% Red > 50.0%

**Notes**

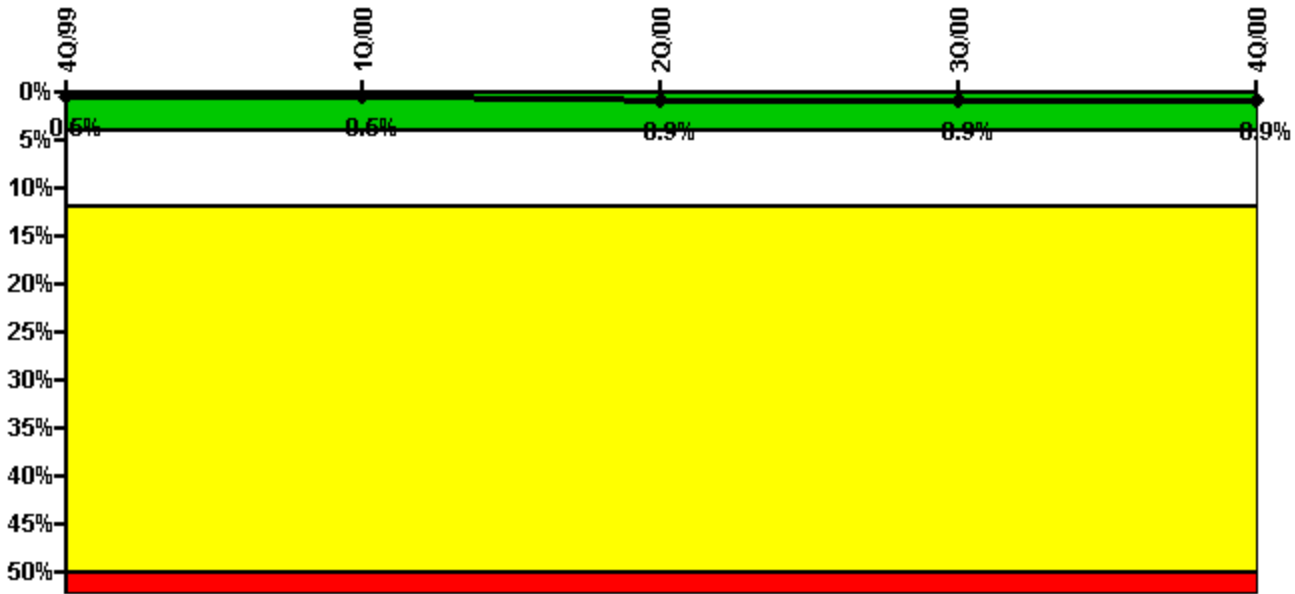
Safety System Unavailability, High Pressure Injection System (HPCI)	4Q/99	1Q/00	2Q/00	3Q/00	4Q/00
<b>Train 1</b>					
Planned unavailable hours	0.30	0.13	0.43	1.74	31.48
Unplanned unavailable hours	0	0	0	0	0
Fault exposure hours	0	0	0	0	0
Effective Reset hours	0	0	0	0	0
Required hours	2209.00	1370.57	838.08	2208.00	2094.65
<b>Indicator value</b>	<b>0.9%</b>	<b>0.8%</b>	<b>0.7%</b>	<b>0.7%</b>	<b>0.8%</b>

Licensee Comments:

3Q/98: Discovered that 8 hours of unavailability that should have been credited to June, 1998 were placed in July, 1998. No impact on past PI's. JWD

2Q/98: Discovered that 8 hours of unavailability that should have been credited to June, 1998 were placed in July, 1998. No impact on past PI's. JWD

### Safety System Unavailability, Heat Removal System (RCIC)



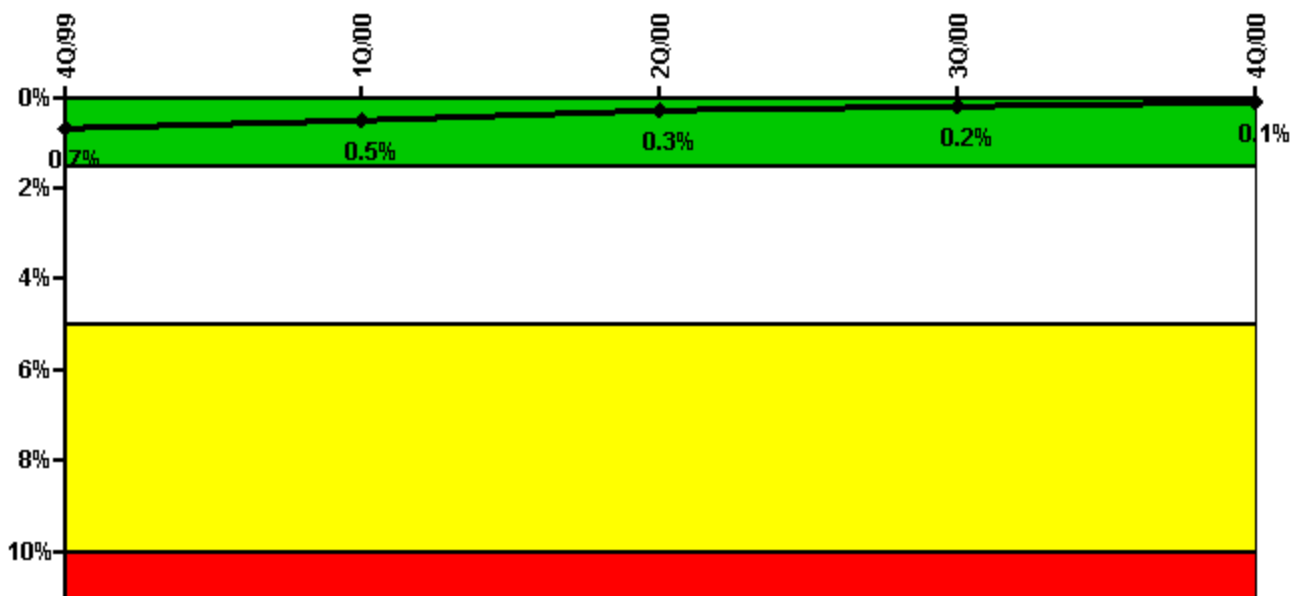
Thresholds: White > 4.0% Yellow > 12.0% Red > 50.0%

#### Notes

Safety System Unavailability, Heat Removal System (RCIC)	4Q/99	1Q/00	2Q/00	3Q/00	4Q/00
<b>Train 1</b>					
Planned unavailable hours	2.62	0.85	0.10	3.35	7.39
Unplanned unavailable hours	0	0	80.77	0	0
Fault exposure hours	0	0	0	0	0
Effective Reset hours	0	0	0	0	0
Required hours	2209.00	1370.57	838.08	2208.00	2094.65
<b>Indicator value</b>	<b>0.5%</b>	<b>0.5%</b>	<b>0.9%</b>	<b>0.9%</b>	<b>0.9%</b>

Licensee Comments: none

### Safety System Unavailability, Residual Heat Removal System



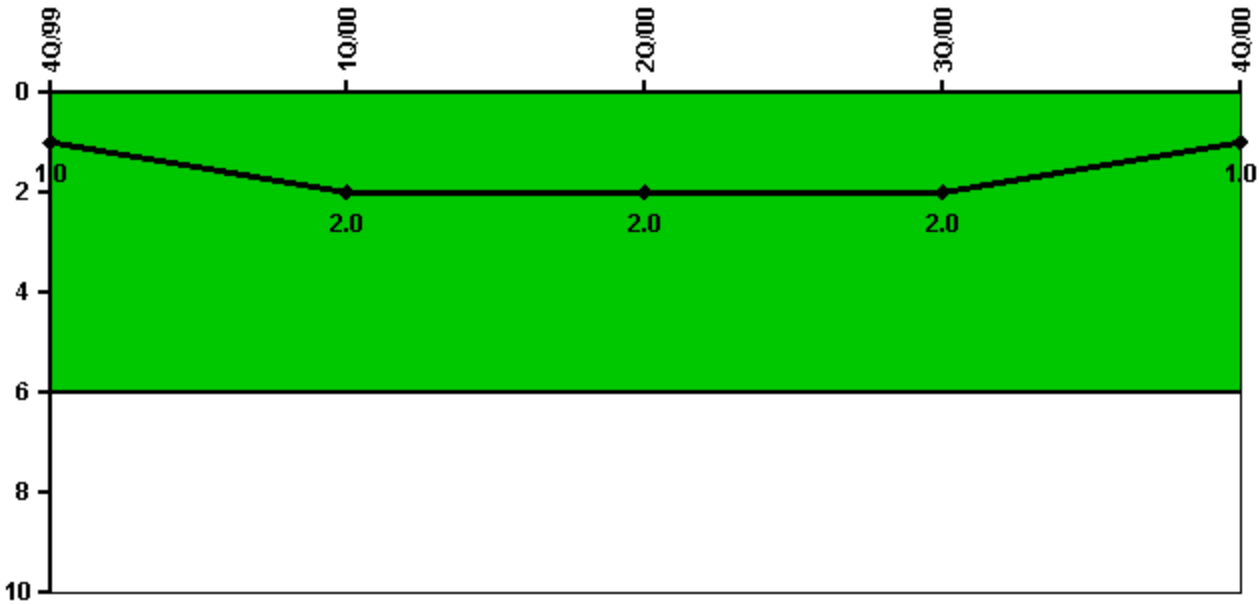
Thresholds: White > 1.5% Yellow > 5.0% Red > 10.0%

**Notes**

Safety System Unavailability, Residual Heat Removal System	4Q/99	1Q/00	2Q/00	3Q/00	4Q/00
<b>Train 1</b>					
Planned unavailable hours	0	0.27	21.02	0	0.40
Unplanned unavailable hours	0	23.35	0	0	0
Fault exposure hours	0	0	0	0	0
Effective Reset hours	0	0	0	0	0
Required hours	2209.00	1664.85	2063.80	2208.00	2208.00
<b>Train 2</b>					
Planned unavailable hours	0	0	2.53	0	0.35
Unplanned unavailable hours	0	0	0	0	0
Fault exposure hours	0	0	0	0	0
Effective Reset hours	0	0	0	0	0
Required hours	2209.00	1664.85	2063.80	2208.00	2208.00
<b>Indicator value</b>	<b>0.7%</b>	<b>0.5%</b>	<b>0.3%</b>	<b>0.2%</b>	<b>0.1%</b>

Licensee Comments: none

### Safety System Functional Failures (BWR)



Thresholds: White > 6.0

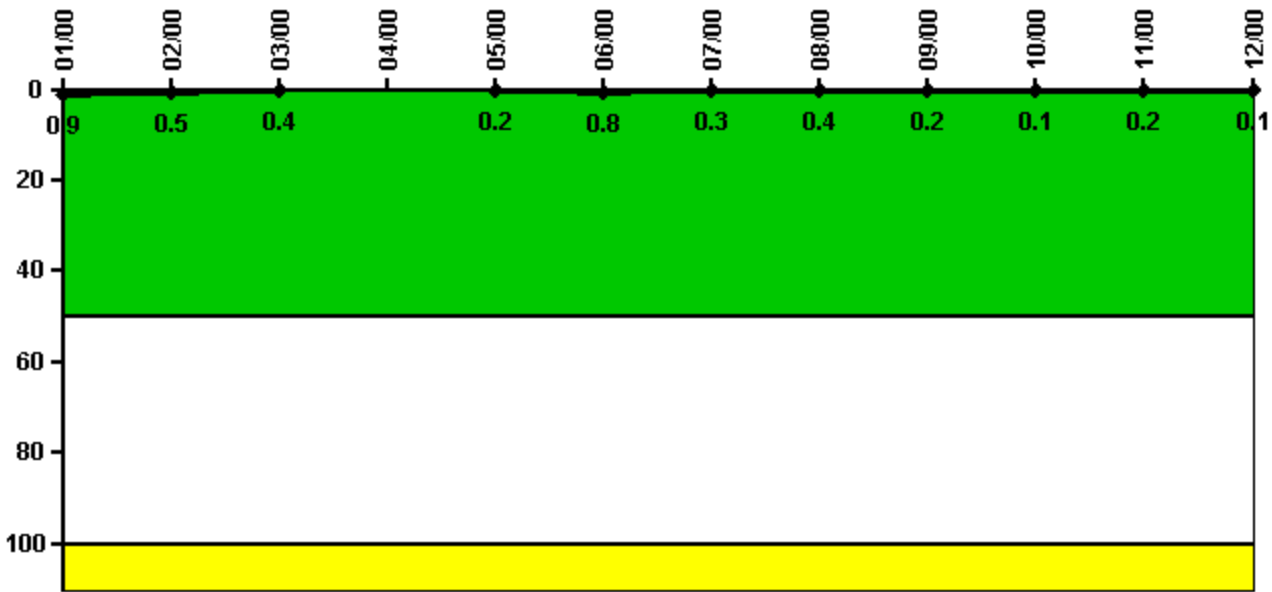
#### Notes

Safety System Functional Failures (BWR)	4Q/99	1Q/00	2Q/00	3Q/00	4Q/00
Safety System Functional Failures	1	1	0	0	0
Indicator value	1	2	2	2	1

Licensee Comments: none



### Reactor Coolant System Activity



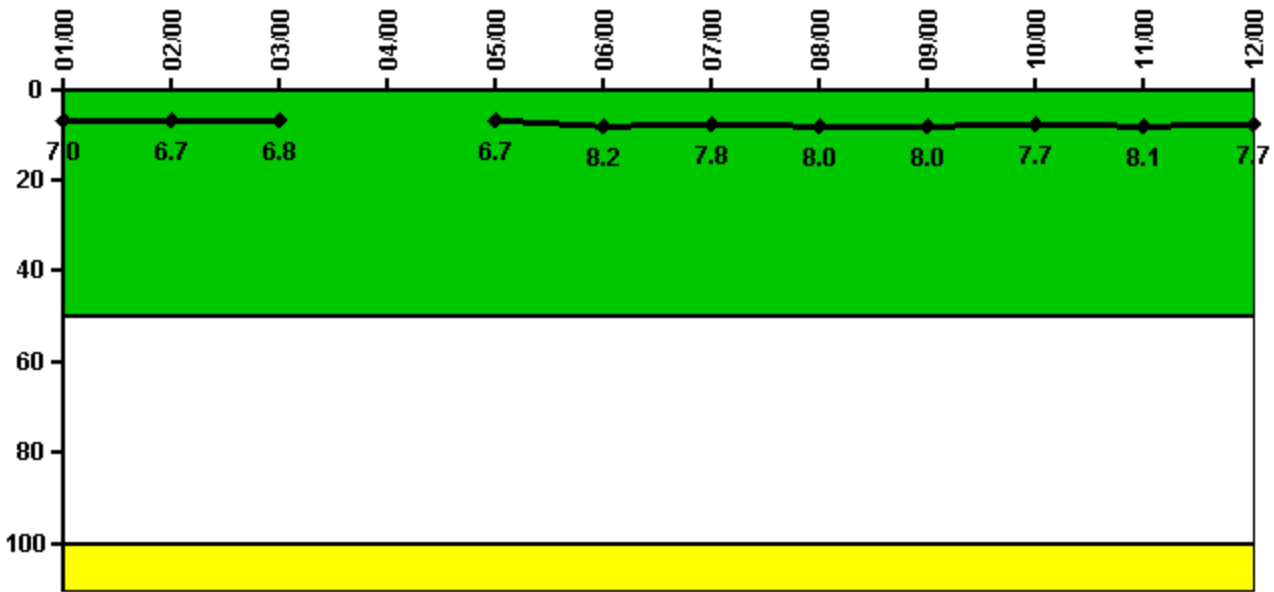
Thresholds: White > 50.0 Yellow > 100.0

#### Notes

Reactor Coolant System Activity	1/00	2/00	3/00	4/00	5/00	6/00	7/00	8/00	9/00	10/00	11/00	12/00
Maximum activity	0.001710	0.001060	0.000774	N/A	0.000410	0.001690	0.000681	0.000727	0.000454	0.000195	0.000434	0.000238
Technical specification limit	0.2	0.2	0.2	0.2	0.2	0.2	0.2	0.2	0.2	0.2	0.2	0.2
Indicator value	0.9	0.5	0.4	N/A	0.2	0.8	0.3	0.4	0.2	0.1	0.2	0.1

Licensee Comments: none

### Reactor Coolant System Leakage



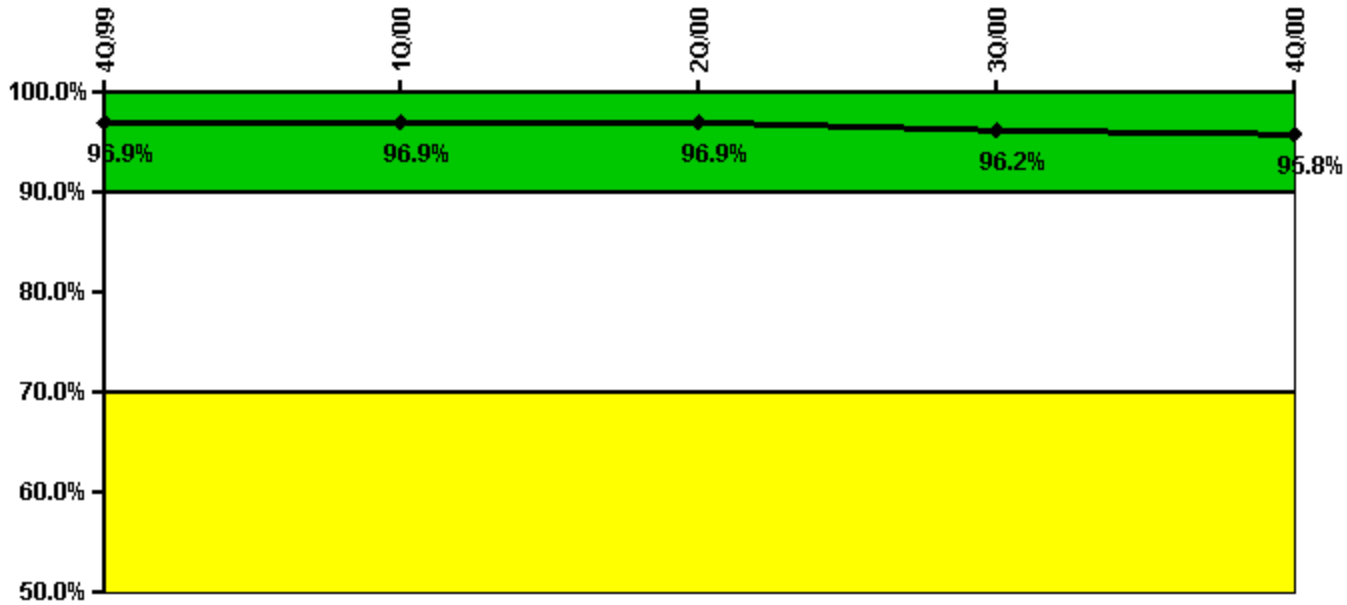
Thresholds: White > 50.0 Yellow > 100.0

#### Notes

Reactor Coolant System Leakage	1/00	2/00	3/00	4/00	5/00	6/00	7/00	8/00	9/00	10/00	11/00	12/00
Maximum leakage	2.097	2.023	2.037	N/A	2.000	2.453	2.348	2.390	2.410	2.320	2.443	2.312
Technical specification limit	30.0	30.0	30.0	30.0	30.0	30.0	30.0	30.0	30.0	30.0	30.0	30.0
Indicator value	7.0	6.7	6.8	N/A	6.7	8.2	7.8	8.0	8.0	7.7	8.1	7.7

Licensee Comments: none

### Drill/Exercise Performance



Thresholds: White < 90.0% Yellow < 70.0%


#### Notes

Drill/Exercise Performance	4Q/99	1Q/00	2Q/00	3Q/00	4Q/00
Successful opportunities	60.0	3.0	44.0	24.0	62.0
Total opportunities	63.0	3.0	45.0	27.0	66.0
<b>Indicator value</b>	<b>96.9%</b>	<b>96.9%</b>	<b>96.9%</b>	<b>96.2%</b>	<b>95.8%</b>

Licensee Comments:

4Q/00: 12/2000 Data omitted Operations simulator drills. Changed from 8 to 24. JWD 7/12/2001

### ERO Drill Participation



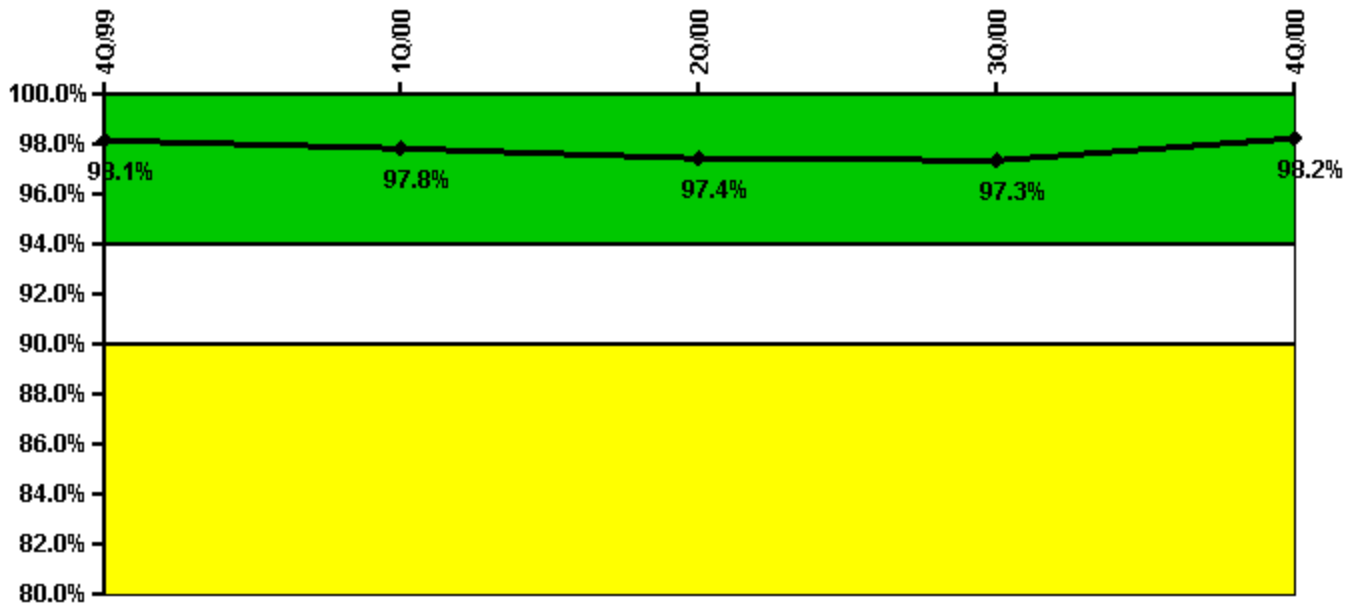
Thresholds: White < 80.0% Yellow < 60.0%

#### Notes

ERO Drill Participation	4Q/99	1Q/00	2Q/00	3Q/00	4Q/00
Participating Key personnel	125.0	125.0	125.0	126.0	108.0
Total Key personnel	125.0	127.0	127.0	128.0	110.0
<b>Indicator value</b>	<b>100.0%</b>	<b>98.4%</b>	<b>98.4%</b>	<b>98.4%</b>	<b>98.2%</b>

Licensee Comments: none

### Alert & Notification System



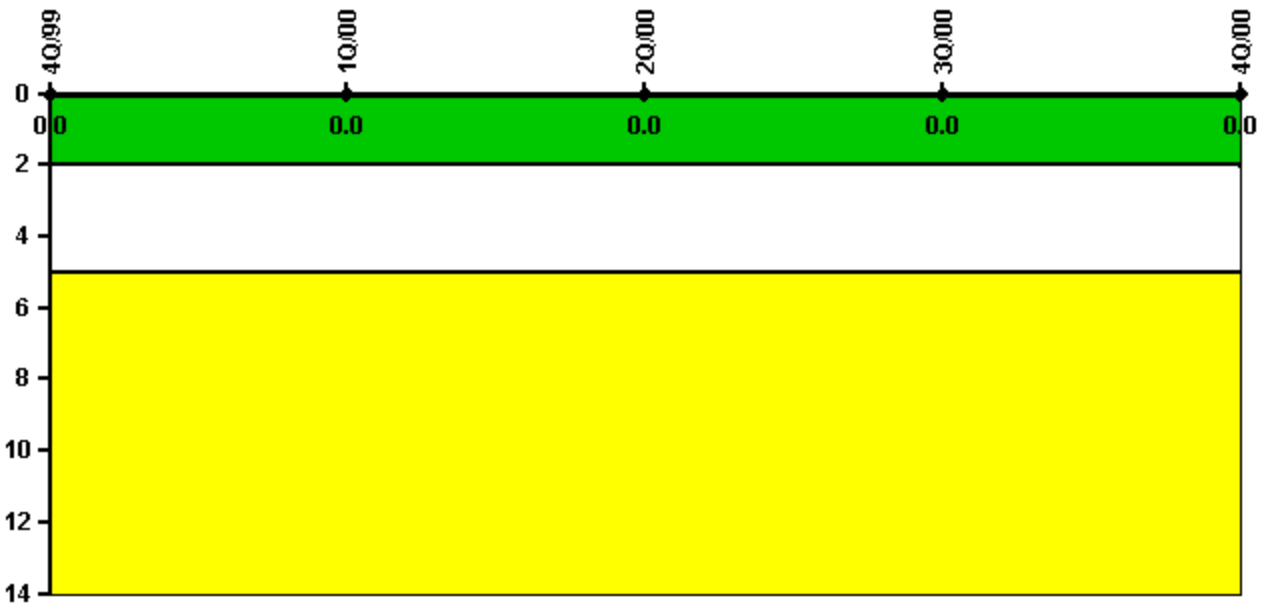
Thresholds: White < 94.0% Yellow < 90.0%

#### Notes

Alert & Notification System	4Q/99	1Q/00	2Q/00	3Q/00	4Q/00
Successful siren-tests	161	142	141	140	166
Total sirens-tests	168	144	144	144	168
Indicator value	98.1%	97.8%	97.4%	97.3%	98.2%

Licensee Comments: none

### Occupational Exposure Control Effectiveness



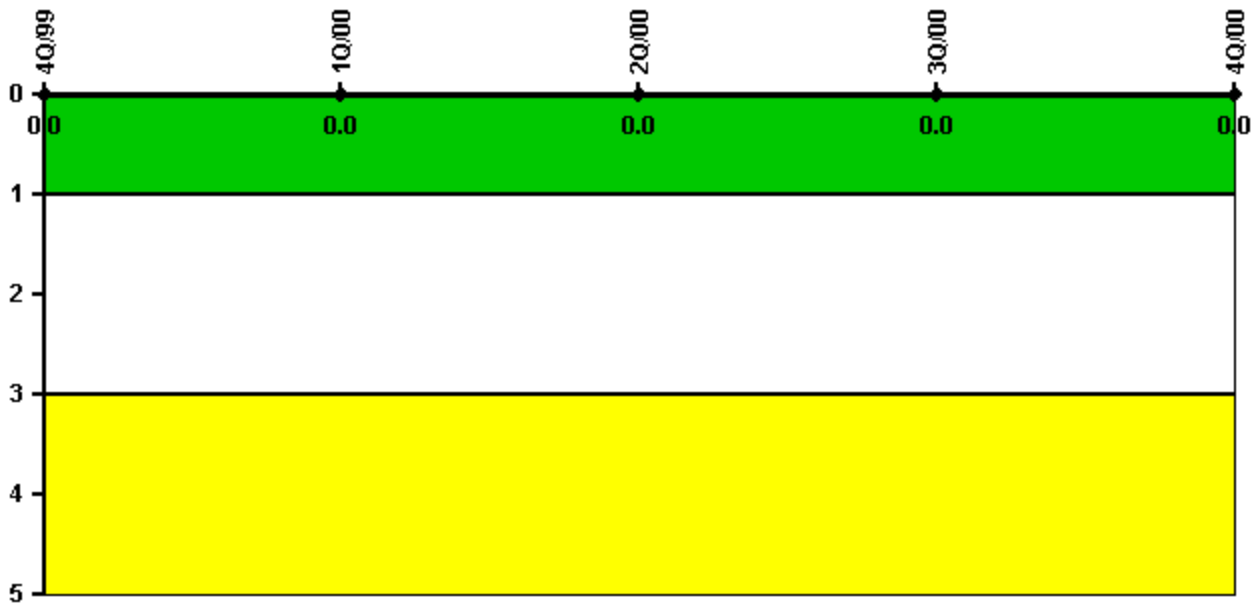
Thresholds: White > 2.0 Yellow > 5.0

#### Notes

Occupational Exposure Control Effectiveness	4Q/99	1Q/00	2Q/00	3Q/00	4Q/00
High radiation area occurrences	0	0	0	0	0
Very high radiation area occurrences	0	0	0	0	0
Unintended exposure occurrences	0	0	0	0	0
<b>Indicator value</b>	<b>0</b>	<b>0</b>	<b>0</b>	<b>0</b>	<b>0</b>

Licensee Comments: none

### RETS/ODCM Radiological Effluent



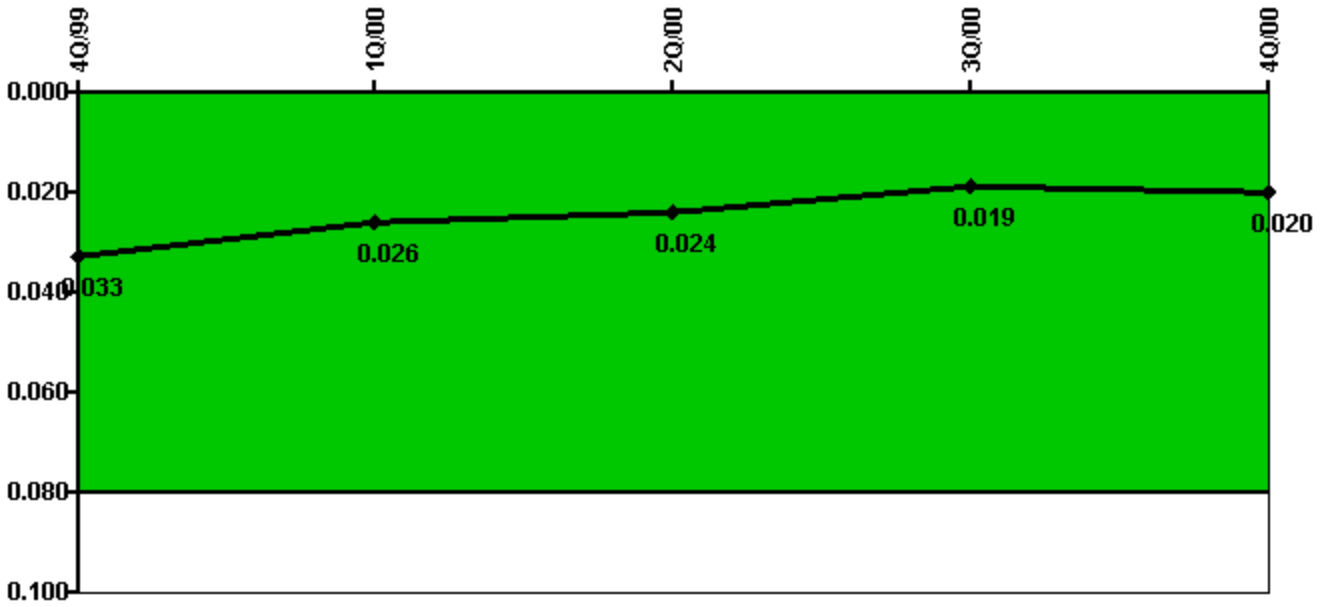
Thresholds: White > 1.0 Yellow > 3.0

#### Notes

RETS/ODCM Radiological Effluent	4Q/99	1Q/00	2Q/00	3Q/00	4Q/00
RETS/ODCM occurrences	0	0	0	0	0
Indicator value	0	0	0	0	0

Licensee Comments: none

### Protected Area Security Performance Index



Thresholds: White > 0.080

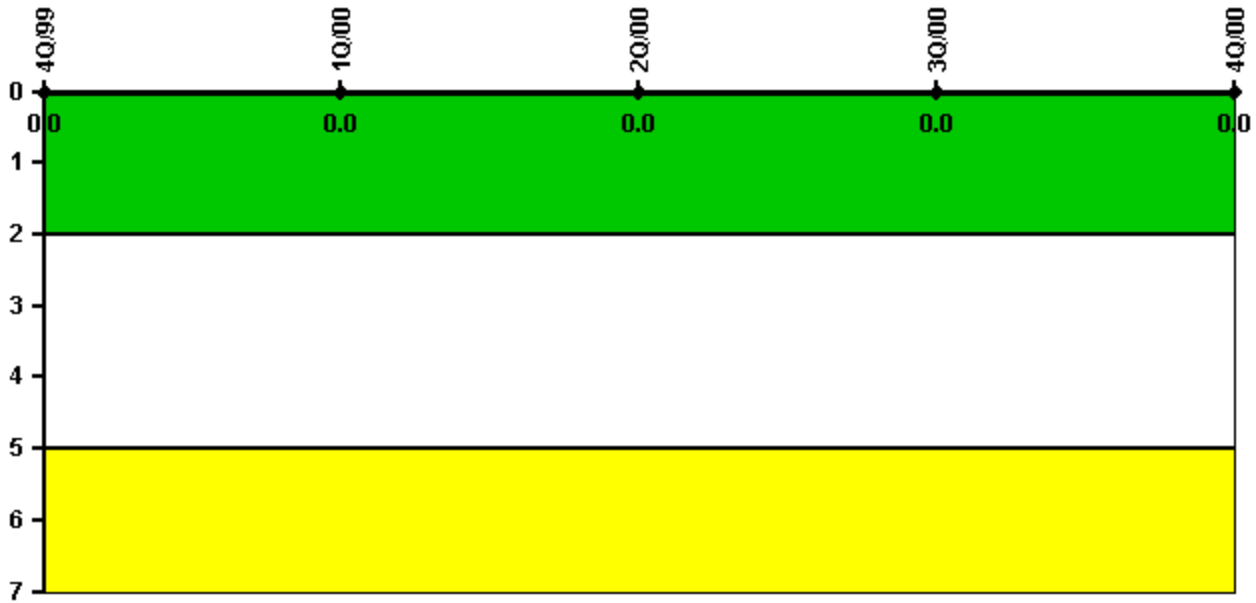
#### Notes

Protected Area Security Performance Index	4Q/99	1Q/00	2Q/00	3Q/00	4Q/00
IDS compensatory hours	131.02	27.50	141.89	84.28	130.19
CCTV compensatory hours	30.7	4.1	1.6	0.7	48.4
IDS normalization factor	1.30	1.30	1.30	1.30	1.30
CCTV normalization factor	1.1	1.1	1.1	1.1	1.1
<b>Index Value</b>	<b>0.033</b>	<b>0.026</b>	<b>0.024</b>	<b>0.019</b>	<b>0.020</b>

Licensee Comments: none



### Personnel Screening Program



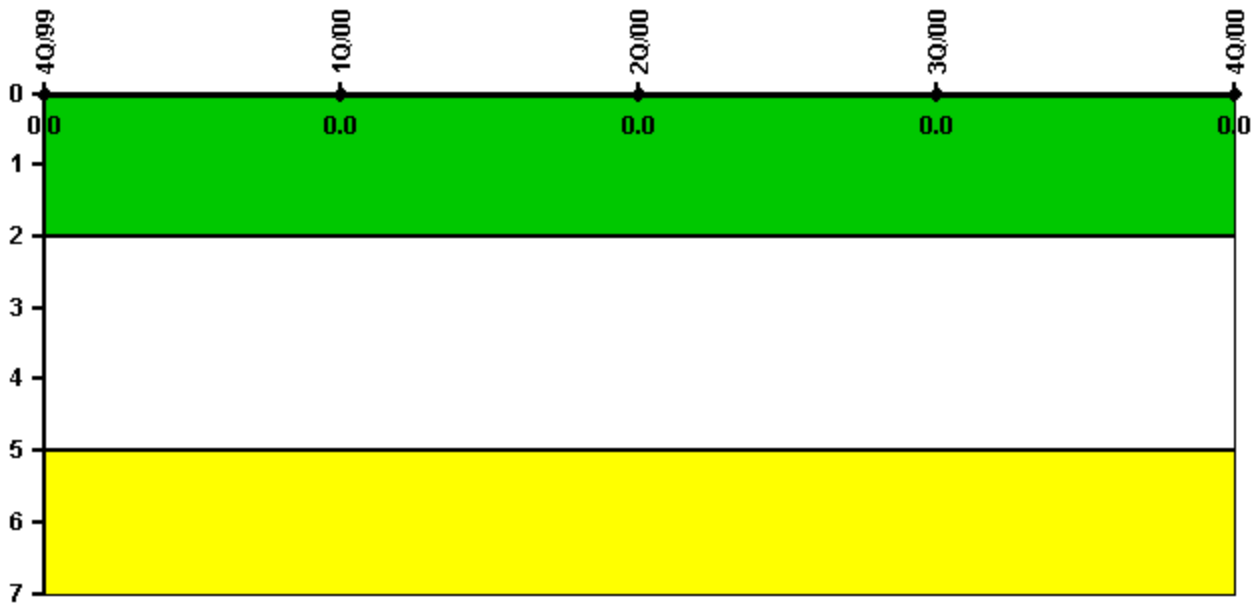
Thresholds: White > 2.0 Yellow > 5.0

#### Notes

Personnel Screening Program	4Q/99	1Q/00	2Q/00	3Q/00	4Q/00
Program failures	0	0	0	0	0
Indicator value	0	0	0	0	0

Licensee Comments: none

### FFD/Personnel Reliability



Thresholds: White > 2.0 Yellow > 5.0

#### Notes

FFD/Personnel Reliability	4Q/99	1Q/00	2Q/00	3Q/00	4Q/00
Program Failures	0	0	0	0	0
Indicator value	0	0	0	0	0

Licensee Comments: none

▲ [PI Summary](#) | [Inspection Findings Summary](#) | [Action Matrix Summary](#) | [Reactor Oversight Process](#)

Last Modified: March 28, 2002