

### Nine Mile Point 1

#### 3Q/2000 Performance Indicators

Licensee's General Comments: none

#### Unplanned Scrams per 7000 Critical Hrs



Thresholds: White > 3.0 Yellow > 6.0 Red > 25.0

#### Notes

Unplanned Scrams per 7000 Critical Hrs	3Q/99	4Q/99	1Q/00	2Q/00	3Q/00
Unplanned scrams	2.0	0	0	0	0
Critical hours	1903.2	1614.2	2083.3	1985.5	2058.5
<b>Indicator value</b>	<b>2.0</b>	<b>2.2</b>	<b>2.2</b>	<b>1.8</b>	<b>0</b>

Licensee Comments: none

### Scrams with Loss of Normal Heat Removal



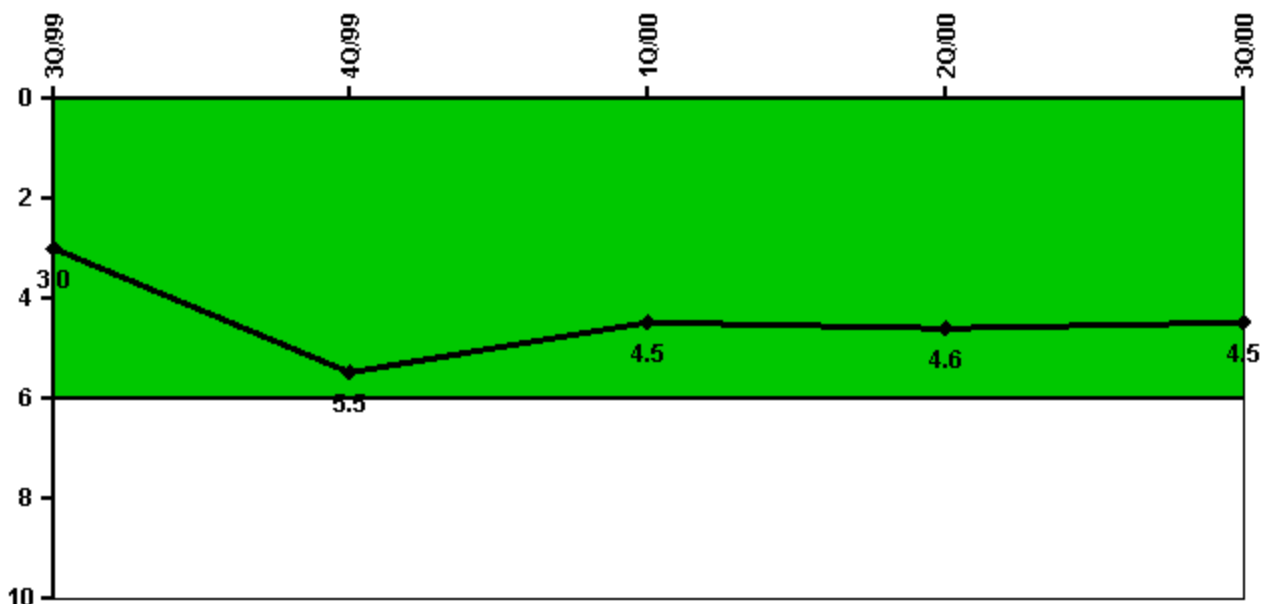
Thresholds: White > 2.0 Yellow > 10.0 Red > 20.0

#### Notes

Scrams with Loss of Normal Heat Removal	3Q/99	4Q/99	1Q/00	2Q/00	3Q/00
Scrams	0	0	0	0	0
Indicator value		0	0	0	0

Licensee Comments: none

### Unplanned Power Changes per 7000 Critical Hrs



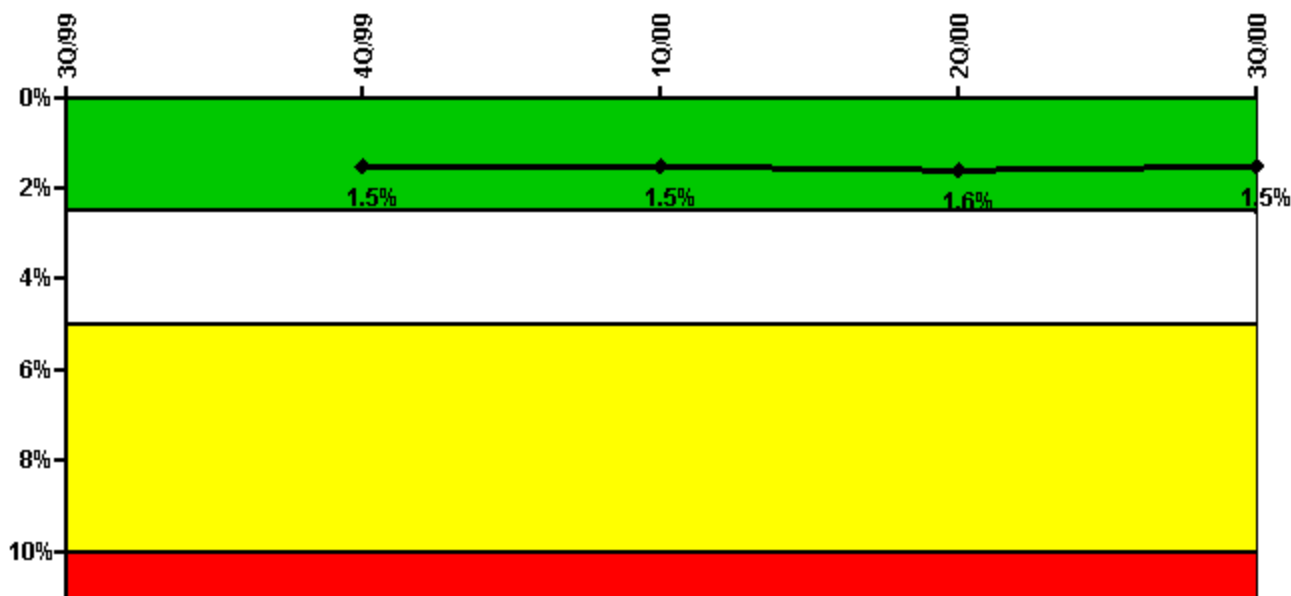
Thresholds: White > 6.0

#### Notes

Unplanned Power Changes per 7000 Critical Hrs	3Q/99	4Q/99	1Q/00	2Q/00	3Q/00
Unplanned power changes	1.0	2.0	1.0	1.0	1.0
Critical hours	1903.2	1614.2	2083.3	1985.5	2058.5
Indicator value	3.0	5.5	4.5	4.6	4.5

Licensee Comments: none

### Safety System Unavailability, Emergency AC Power



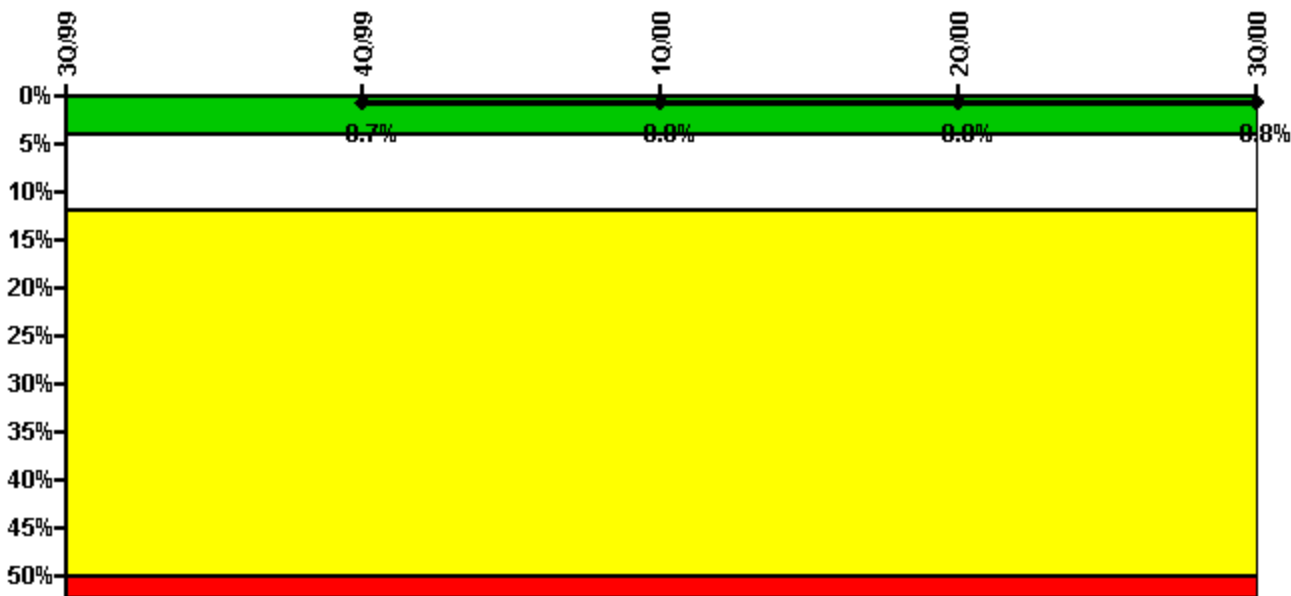
Thresholds: White > 2.5% Yellow > 5.0% Red > 10.0%

#### Notes

Safety System Unavailability, Emergency AC Power	3Q/99	4Q/99	1Q/00	2Q/00	3Q/00
<b>Train 1</b>					
Planned unavailable hours	23.10	0.70	30.90	22.40	1.85
Unplanned unavailable hours	0	0	0	0	2.22
Fault exposure hours	0	0	0	0	0
Effective Reset hours	0	0	0	0	0
Required hours	2208.00	2209.00	2184.00	2183.00	2208.00
<b>Train 2</b>					
Planned unavailable hours	6.10	16.90	14.50	42.90	1.65
Unplanned unavailable hours	30.00	0	0	0	0
Fault exposure hours	0	0	0	0	0
Effective Reset hours	0	0	0	0	0
Required hours	2208.00	2209.00	2184.00	2183.00	2208.00
<b>Indicator value</b>		<b>1.5%</b>	<b>1.5%</b>	<b>1.6%</b>	<b>1.5%</b>

Licensee Comments: none

### Safety System Unavailability, High Pressure Injection System (HPCI)



Thresholds: White > 4.0% Yellow > 12.0% Red > 50.0%

#### Notes

Safety System Unavailability, High Pressure Injection System (HPCI)	3Q/99	4Q/99	1Q/00	2Q/00	3Q/00
<b>Train 1</b>					
Planned unavailable hours	2.80	0	15.13	0	5.17
Unplanned unavailable hours	0	180.10	4.83	0	0
Fault exposure hours	0	0	0	0	0
Effective Reset hours	0	0	0	0	0
Required hours	1903.20	1614.20	2083.30	1985.50	2058.50
<b>Train 2</b>					
Planned unavailable hours	2.10	0	8.63	30.05	0
Unplanned unavailable hours	0	4.90	0	2.97	0
Fault exposure hours	0	0	0	0	0
Effective Reset hours	0	0	0	0	0
Required hours	1903.20	1614.20	2083.30	1985.50	2058.50
<b>Indicator value</b>		<b>0.7%</b>	<b>0.8%</b>	<b>0.8%</b>	<b>0.8%</b>

Licensee Comments: none

**Safety System Unavailability, Heat Removal System**

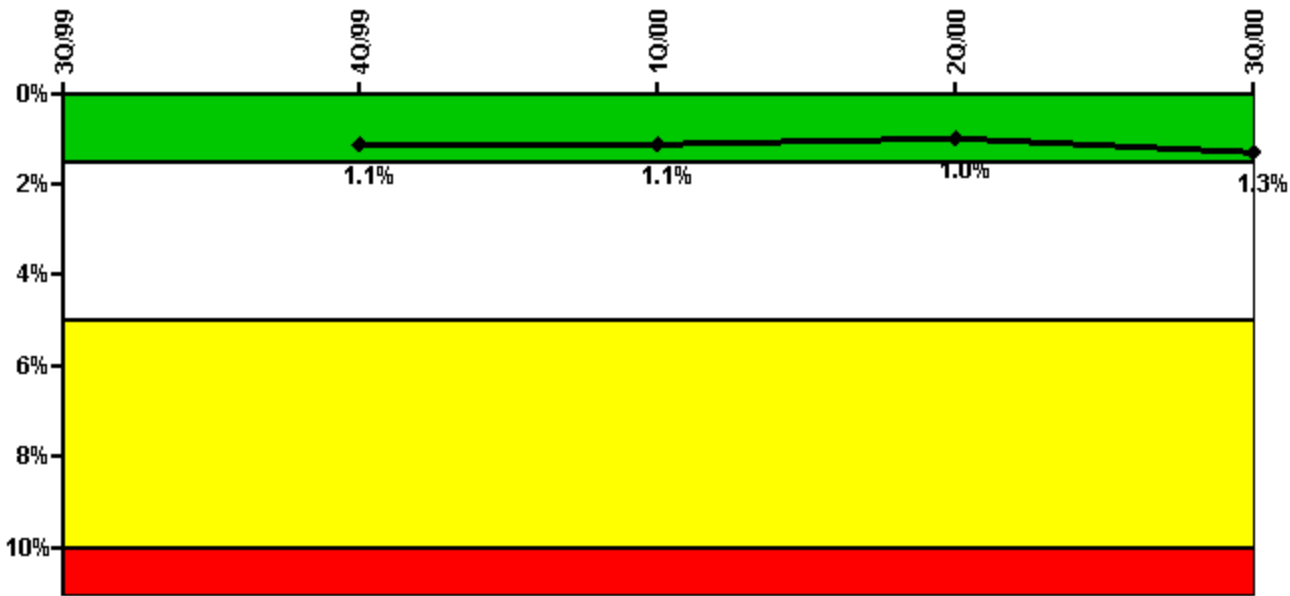
**Thresholds  
under  
development /  
review**

**Notes**

Safety System Unavailability, Heat Removal System	3Q/99	4Q/99	1Q/00	2Q/00	3Q/00
<b>Train 1</b>					
Planned unavailable hours	0	0			
Unplanned unavailable hours	0	0			
Fault exposure hours	0	0			
Effective Reset hours	0	0	0	0	0
Required hours	0	0			
<b>Train 2</b>					
Planned unavailable hours	0	0			
Unplanned unavailable hours	0	0			
Fault exposure hours	0	0			
Effective Reset hours	0	0	0	0	0
Required hours	0	0			
<b>Indicator value</b>		<b>0%</b>			

Licensee Comments: none

### Safety System Unavailability, Residual Heat Removal System



Thresholds: White > 1.5% Yellow > 5.0% Red > 10.0%

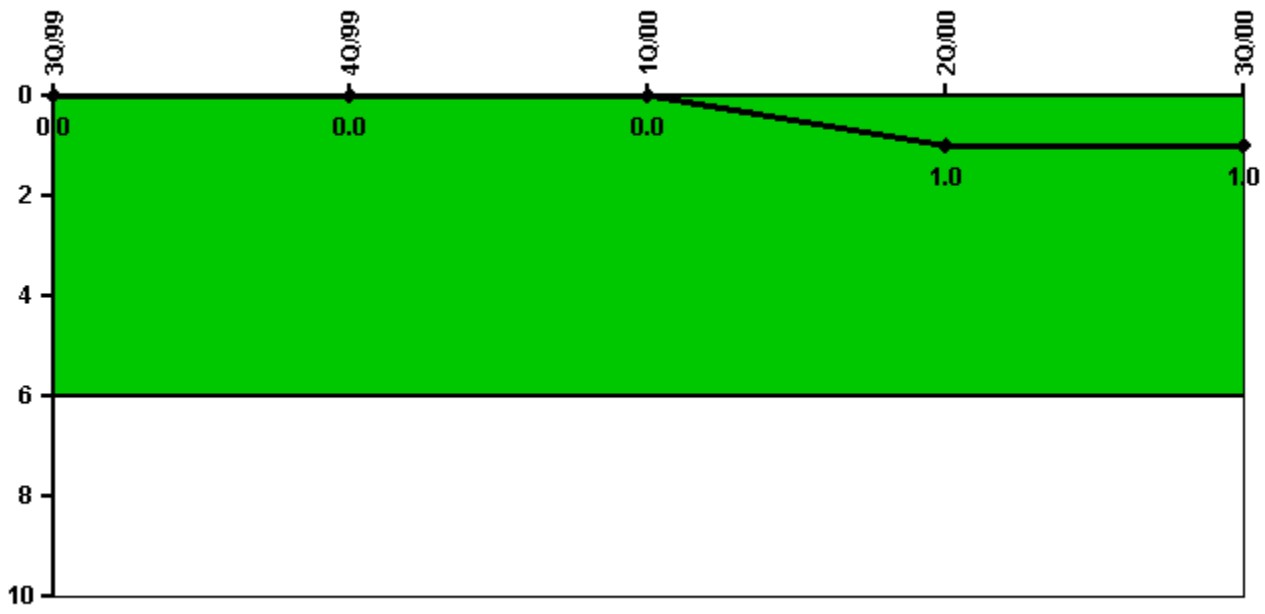
#### Notes

Safety System Unavailability, Residual Heat Removal System	3Q/99	4Q/99	1Q/00	2Q/00	3Q/00
<b>Train 1</b>					
Planned unavailable hours	28.10	12.80	27.95	6.80	29.62
Unplanned unavailable hours	13.10	14.70	0	0	0
Fault exposure hours	0	0	0	0	0
Effective Reset hours	0	0	0	0	0
Required hours	2208.00	2209.00	2184.00	2183.00	2208.00
<b>Train 2</b>					
Planned unavailable hours	17.80	15.60	17.05	12.73	13.31
Unplanned unavailable hours	0	0	0	0	0
Fault exposure hours	0	0	0	0	0
Effective Reset hours	0	0	0	0	0
Required hours	2208.00	2209.00	2184.00	2183.00	2208.00
<b>Train 3</b>					
Planned unavailable hours	0	11.30	56.13	7.18	8.53
Unplanned unavailable hours	0	0	0	0	0
Fault exposure hours	0	0	0	0	0
Effective Reset hours	0	0	0	0	0
Required hours	2208.00	2209.00	2184.00	2183.00	2208.00
<b>Train 4</b>					
Planned unavailable hours	11.60	0	31.99	7.18	12.63
Unplanned unavailable hours	0	0	0	0	15.07
Fault exposure hours	0	0	0	0	558.07
Effective Reset hours	0	0	0	0	0
Required hours	2208.00	2209.00	2184.00	2183.00	2208.00
<b>Train 5</b>					
Planned unavailable hours	41.70	0	0	0	0
Unplanned unavailable hours	0	0	0	0	0
Fault exposure hours	0	0	0	0	0

Effective Reset hours	0	0	0	0	0
Required hours	2208.00	2209.00	2184.00	2183.00	2208.00
<b>Train 6</b>					
Planned unavailable hours	31.20	0	0	0	0
Unplanned unavailable hours	0	0	0	0	0
Fault exposure hours	0	0	0	0	0
Effective Reset hours	0	0	0	0	0
Required hours	2208.00	2209.00	2184.00	2183.00	2208.00
<b>Train 7</b>					
Planned unavailable hours	26.80	9.40	4.80	0	5.17
Unplanned unavailable hours	0	0	0	0	0
Fault exposure hours	0	0	0	0	0
Effective Reset hours	0	0	0	0	0
Required hours	2208.00	2209.00	2184.00	2183.00	2208.00
<b>Indicator value</b>		1.1%	1.1%	1.0%	1.3%

Licensee Comments: none

### Safety System Functional Failures (BWR)



Thresholds: White > 6.0

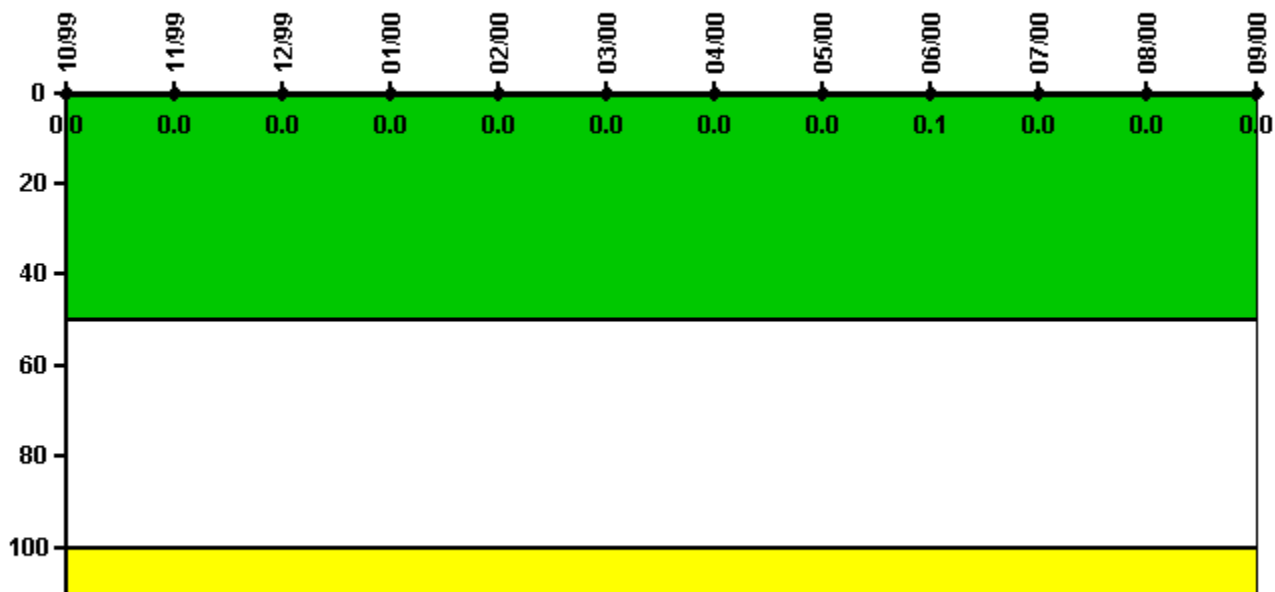
### Notes

Safety System Functional Failures (BWR)	3Q/99	4Q/99	1Q/00	2Q/00	3Q/00
Safety System Functional Failures	0	0	0	1	0
<b>Indicator value</b>	0	0	0	1	1



Licensee Comments: none

### Reactor Coolant System Activity



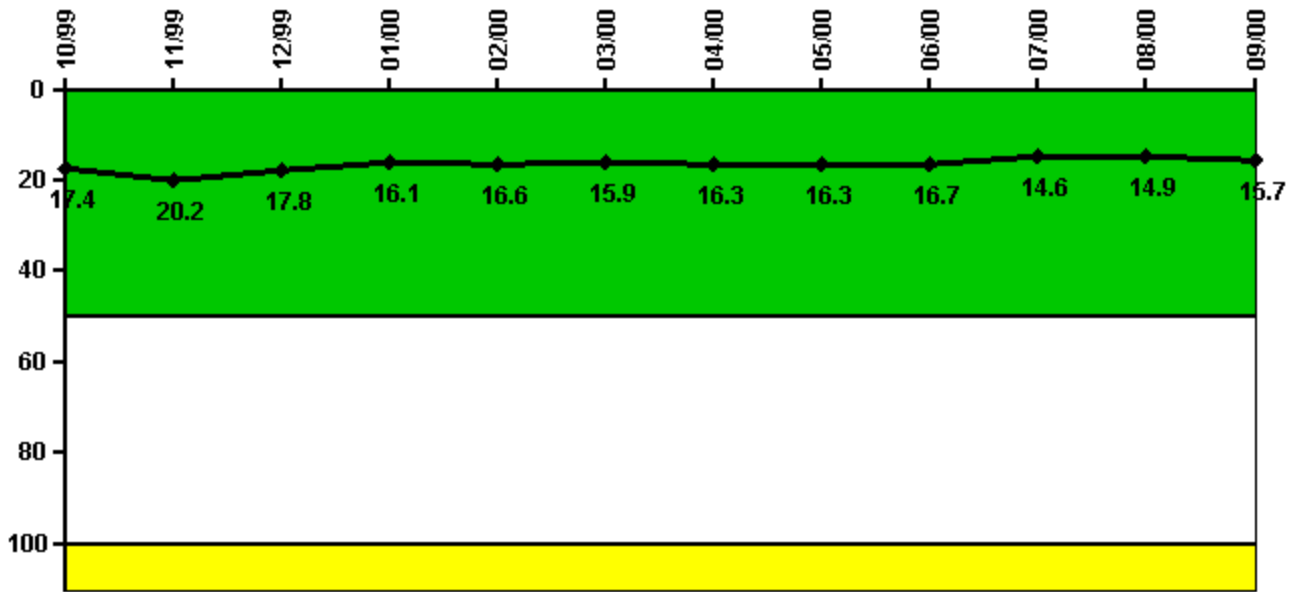
Thresholds: White > 50.0 Yellow > 100.0

#### Notes

Reactor Coolant System Activity	10/99	11/99	12/99	1/00	2/00	3/00	4/00	5/00	6/00	7/00	8/00	9/00
Maximum activity	0.004420	0.001200	0.003140	0.002390	0.002420	0.002210	0.002500	0.000297	0.006010	0.000556	0.000619	0.000772
Technical specification limit	9.5	9.5	9.5	9.5	9.5	9.5	9.5	9.5	9.5	9.5	9.5	9.5
Indicator value	0	0	0	0	0	0	0	0	0.1	0	0	0

Licensee Comments: none

### Reactor Coolant System Leakage



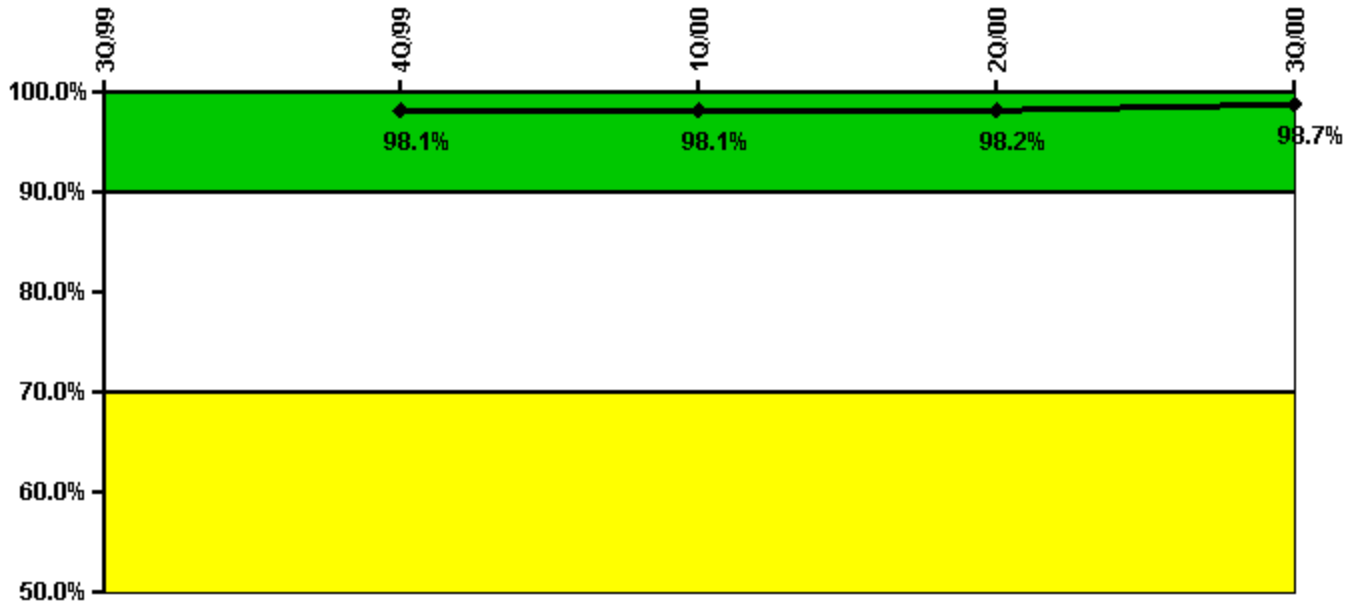
Thresholds: White > 50.0 Yellow > 100.0

#### Notes

Reactor Coolant System Leakage	10/99	11/99	12/99	1/00	2/00	3/00	4/00	5/00	6/00	7/00	8/00	9/00
Maximum leakage	4.340	5.050	4.440	4.020	4.160	3.970	4.080	4.070	4.170	3.660	3.720	3.920
Technical specification limit	25.0	25.0	25.0	25.0	25.0	25.0	25.0	25.0	25.0	25.0	25.0	25.0
Indicator value	17.4	20.2	17.8	16.1	16.6	15.9	16.3	16.3	16.7	14.6	14.9	15.7

Licensee Comments: none

### Drill/Exercise Performance



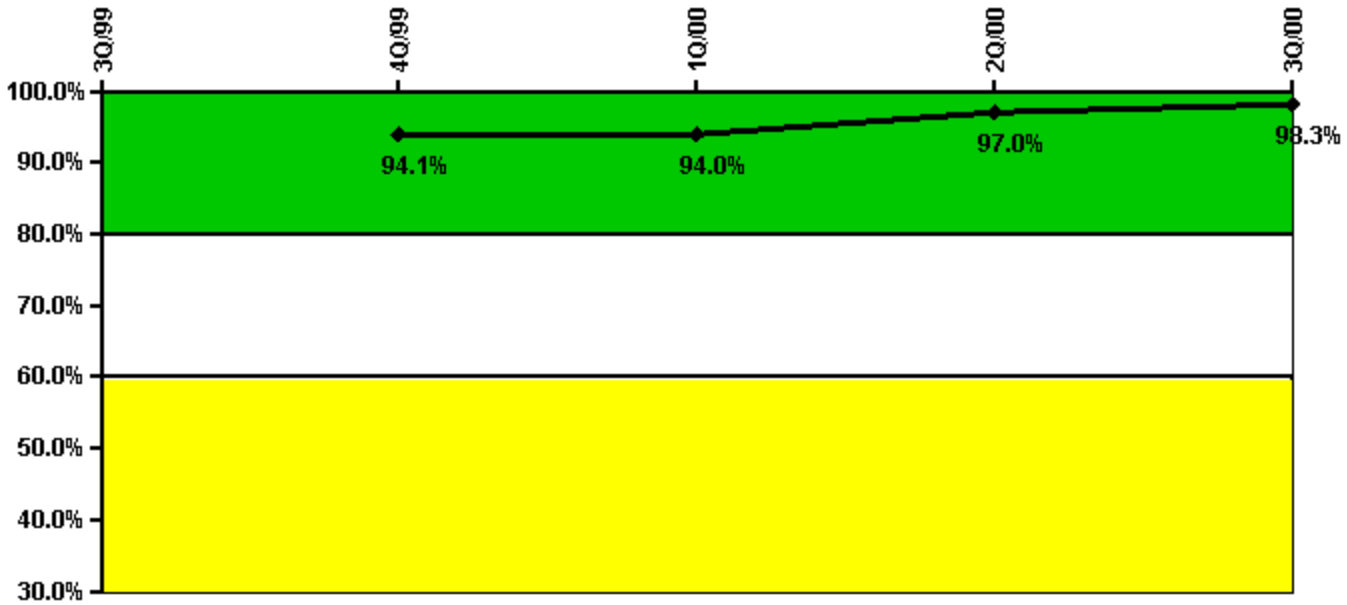
Thresholds: White < 90.0% Yellow < 70.0%

#### Notes

Drill/Exercise Performance	3Q/99	4Q/99	1Q/00	2Q/00	3Q/00
Successful opportunities	57.0	18.0	7.0	9.0	71.0
Total opportunities	58.0	18.0	7.0	9.0	72.0
<b>Indicator value</b>		<b>98.1%</b>	<b>98.1%</b>	<b>98.2%</b>	<b>98.7%</b>

Licensee Comments: none

### ERO Drill Participation



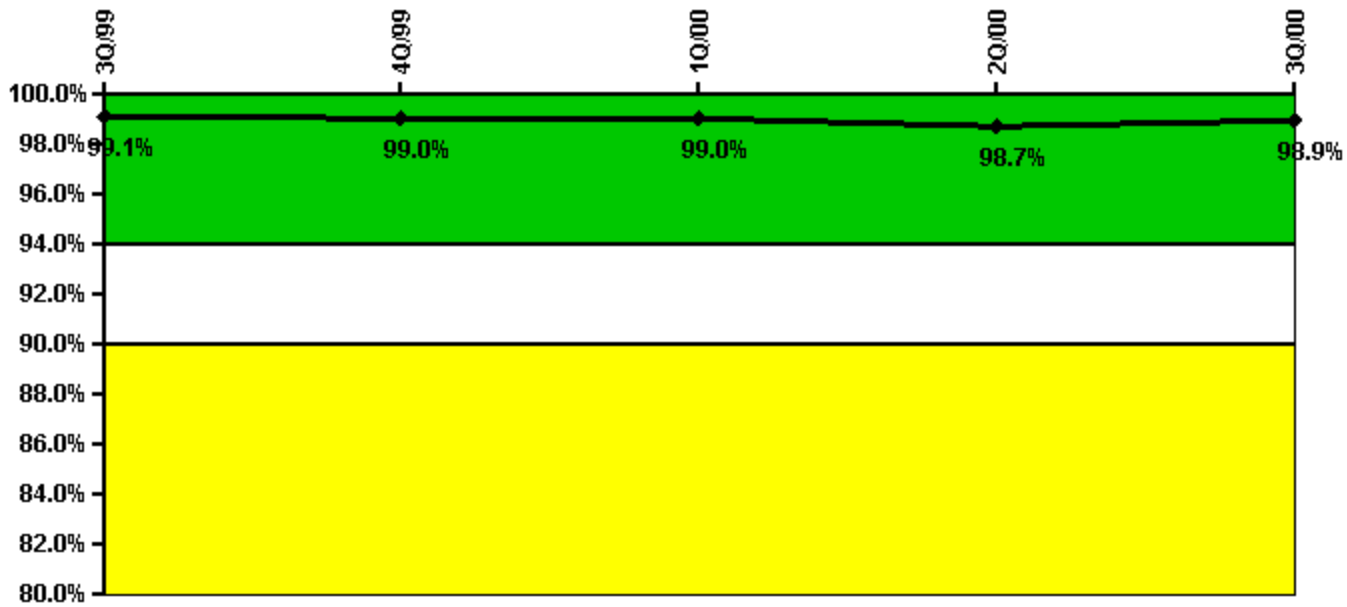
Thresholds: White < 80.0% Yellow < 60.0%

#### Notes

ERO Drill Participation	3Q/99	4Q/99	1Q/00	2Q/00	3Q/00
Participating Key personnel		127.0	126.0	128.0	57.0
Total Key personnel		135.0	134.0	132.0	58.0
Indicator value		94.1%	94.0%	97.0%	98.3%

Licensee Comments: none

### Alert & Notification System



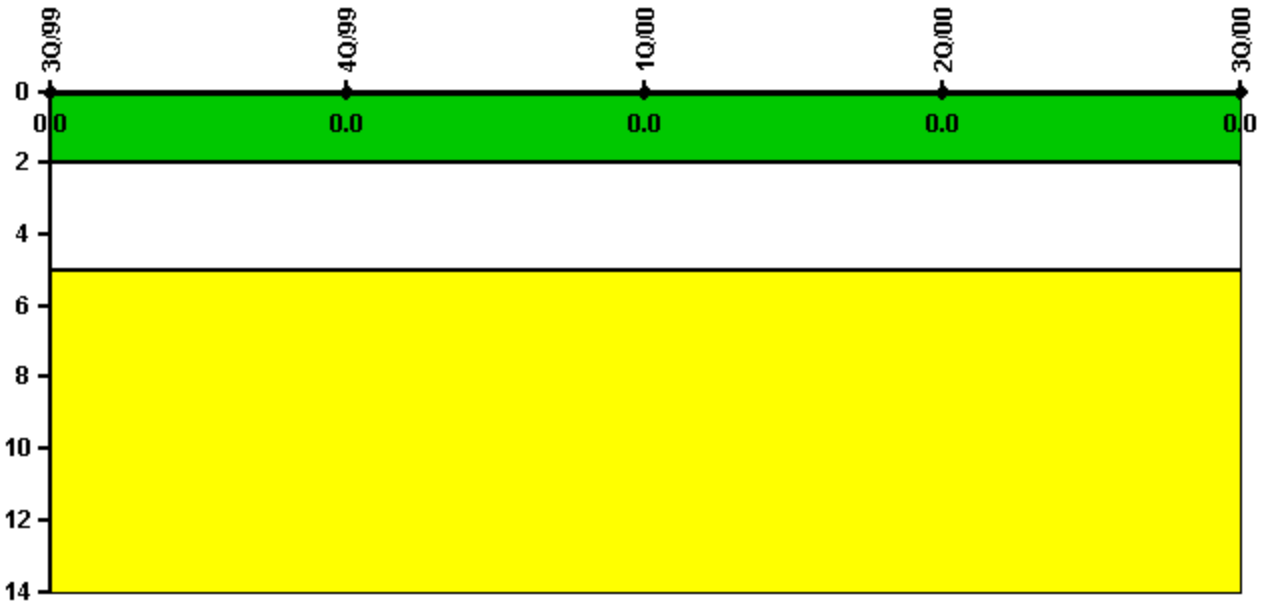
Thresholds: White < 94.0% Yellow < 90.0%

#### Notes

Alert & Notification System	3Q/99	4Q/99	1Q/00	2Q/00	3Q/00
Successful siren-tests	726	732	733	731	622
Total sirens-tests	740	740	740	740	629
Indicator value	99.1%	99.0%	99.0%	98.7%	98.9%

Licensee Comments: none

### Occupational Exposure Control Effectiveness



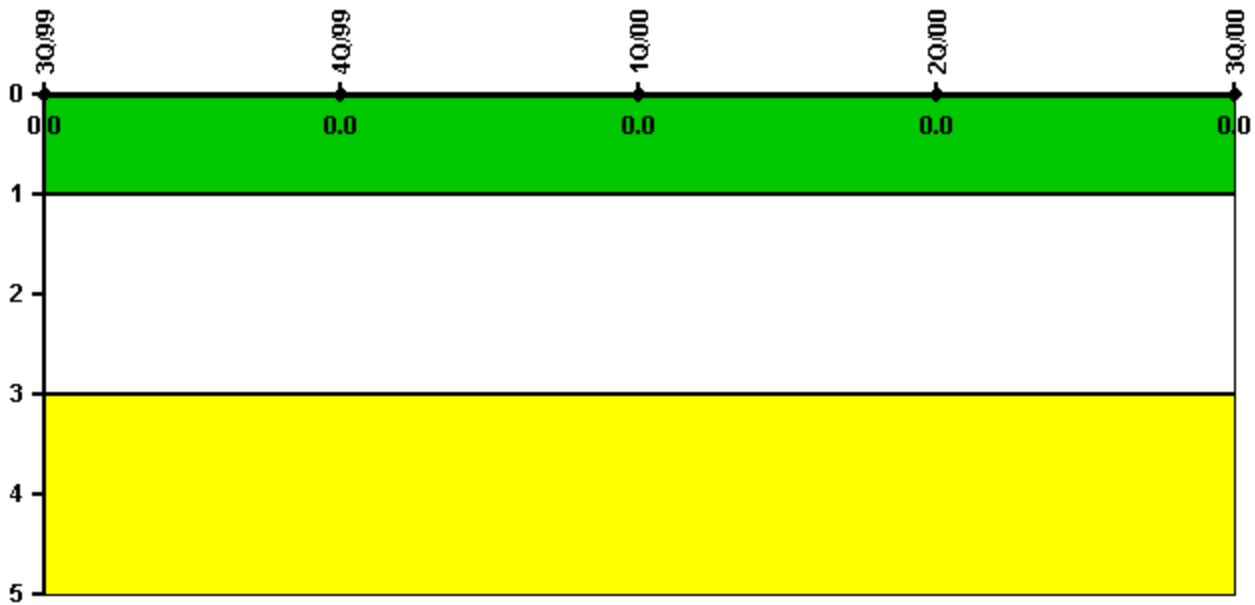
Thresholds: White > 2.0 Yellow > 5.0

#### Notes

Occupational Exposure Control Effectiveness	3Q/99	4Q/99	1Q/00	2Q/00	3Q/00
High radiation area occurrences	0	0	0	0	0
Very high radiation area occurrences	0	0	0	0	0
Unintended exposure occurrences	0	0	0	0	0
<b>Indicator value</b>	<b>0</b>	<b>0</b>	<b>0</b>	<b>0</b>	<b>0</b>

Licensee Comments: none

### RETS/ODCM Radiological Effluent



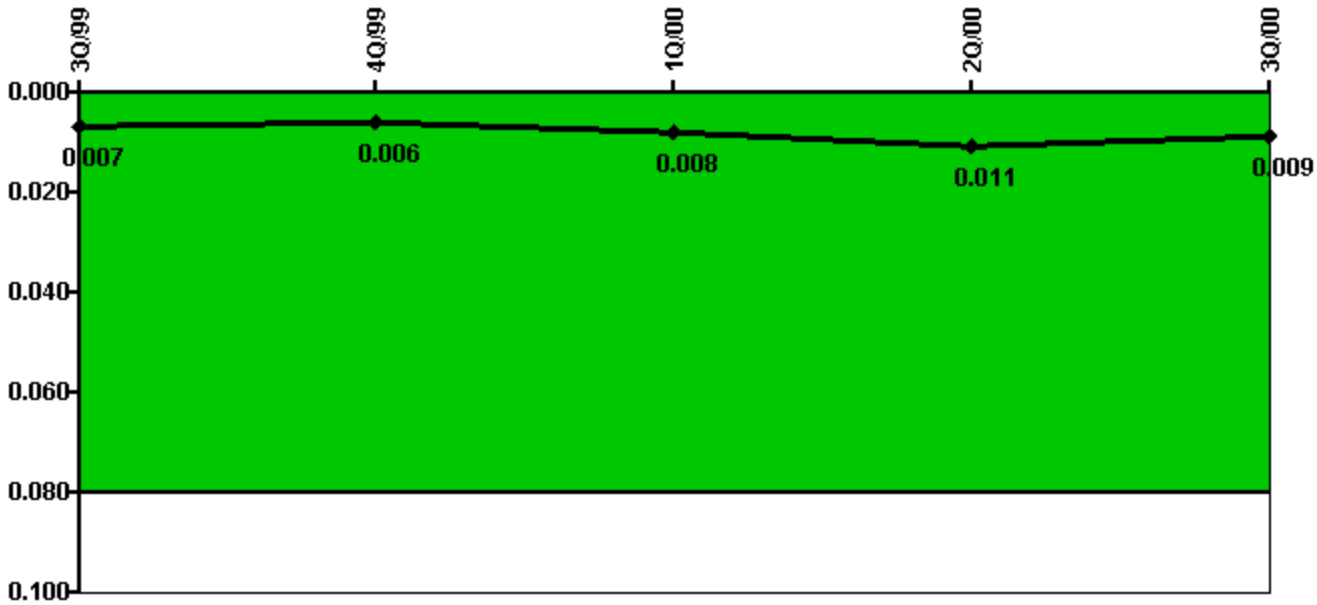
Thresholds: White > 1.0 Yellow > 3.0

#### Notes

RETS/ODCM Radiological Effluent	3Q/99	4Q/99	1Q/00	2Q/00	3Q/00
RETS/ODCM occurrences	0	0	0	0	0
Indicator value	0	0	0	0	0

Licensee Comments: none

### Protected Area Security Performance Index



Thresholds: White > 0.080

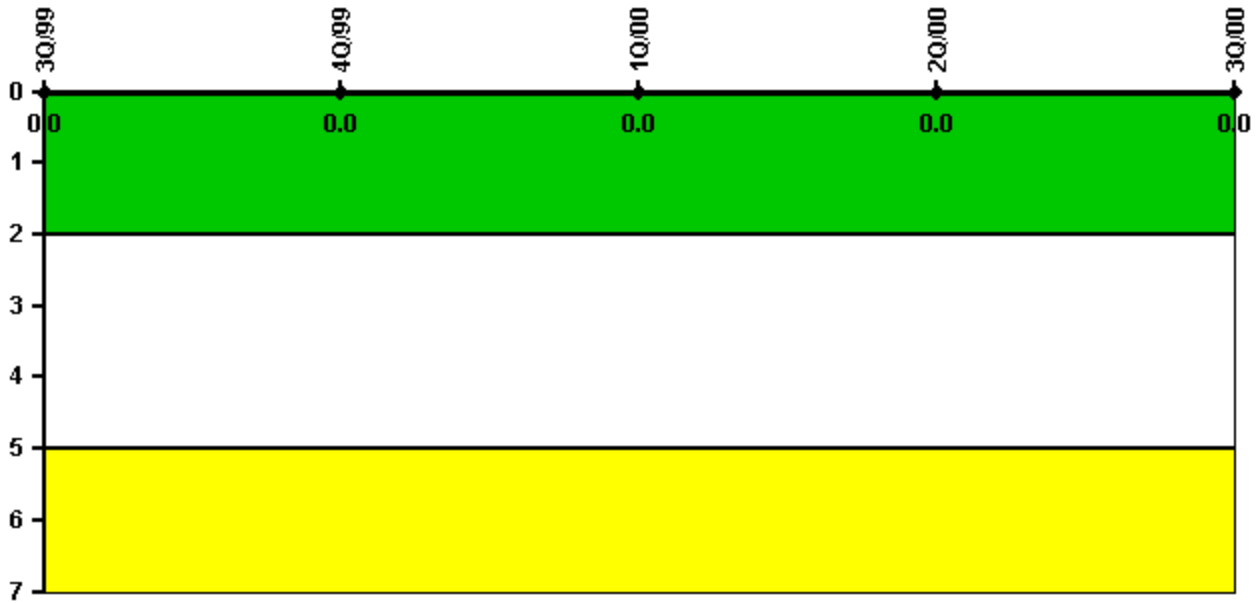
#### Notes

Protected Area Security Performance Index	3Q/99	4Q/99	1Q/00	2Q/00	3Q/00
IDS compensatory hours	61.90	2.50	148.30	98.00	1.30
CCTV compensatory hours	10.7	0	0	0	2.4
IDS normalization factor	1.70	1.70	1.70	1.70	1.70
CCTV normalization factor	1.3	1.3	1.3	1.3	1.3
<b>Index Value</b>	<b>0.007</b>	<b>0.006</b>	<b>0.008</b>	<b>0.011</b>	<b>0.009</b>

Licensee Comments: none



### Personnel Screening Program




Thresholds: White > 2.0 Yellow > 5.0

#### Notes

Personnel Screening Program	3Q/99	4Q/99	1Q/00	2Q/00	3Q/00
Program failures	0	0	0	0	0
Indicator value	0	0	0	0	0

Licensee Comments: none

### FFD/Personnel Reliability



Thresholds: White > 2.0 Yellow > 5.0

#### Notes

FFD/Personnel Reliability	3Q/99	4Q/99	1Q/00	2Q/00	3Q/00
Program Failures	0	0	0	0	0
Indicator value	0	0	0	0	0

Licensee Comments: none

▲ [PI Summary](#) | [Inspection Findings Summary](#) | [Reactor Oversight Process](#)

Last Modified: March 29, 2002