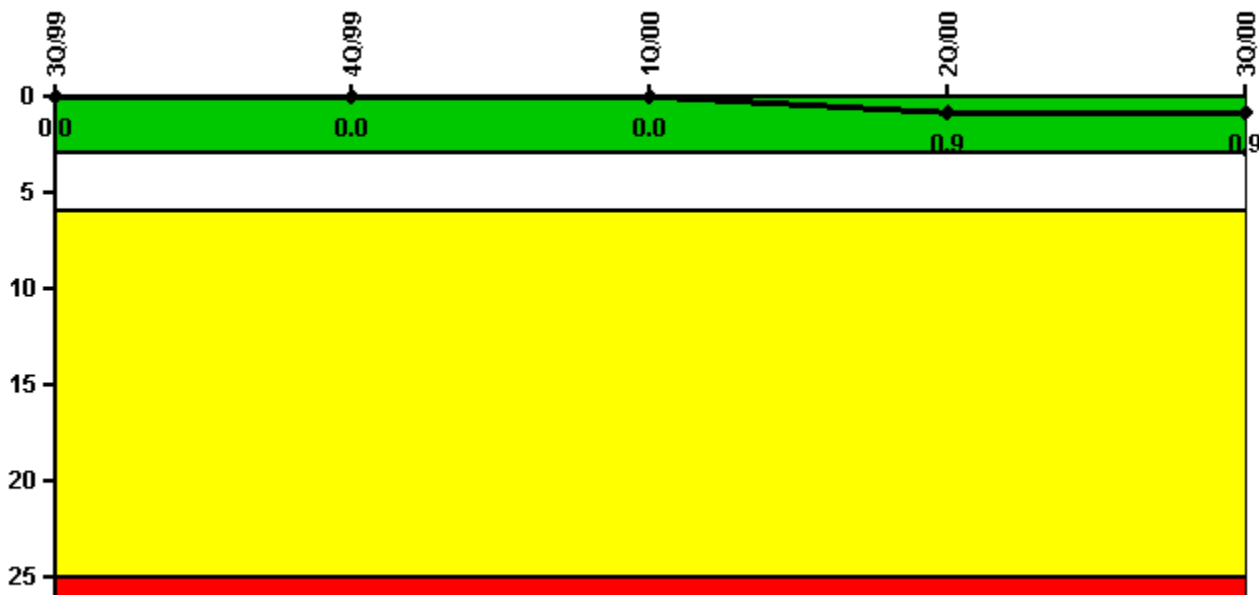


North Anna 1

3Q/2000 Performance Indicators

Licensee's General Comments: none

Unplanned Scrams per 7000 Critical Hrs



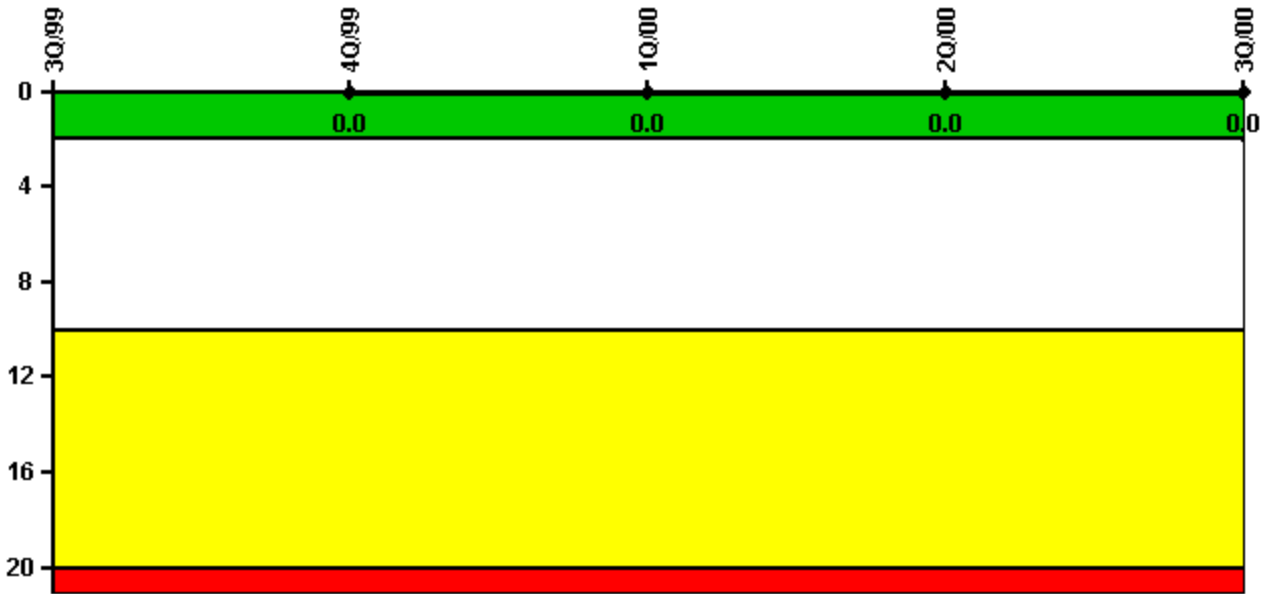
Thresholds: White > 3.0 Yellow > 6.0 Red > 25.0

Notes

Unplanned Scrams per 7000 Critical Hrs	3Q/99	4Q/99	1Q/00	2Q/00	3Q/00
Unplanned scrams	0	0	0	1.0	0
Critical hours	2208.0	2209.0	1705.5	1959.7	2208.0
Indicator value	0	0	0	0.9	0.9

Licensee Comments: none

Scrams with Loss of Normal Heat Removal



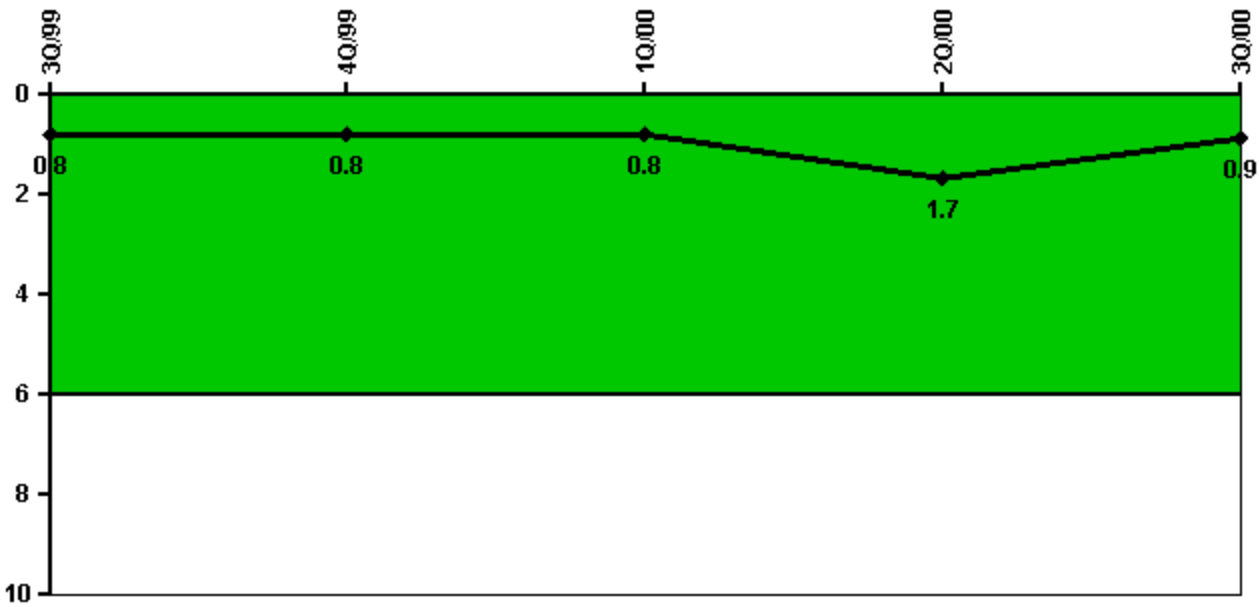
Thresholds: White > 2.0 Yellow > 10.0 Red > 20.0

Notes

Scrams with Loss of Normal Heat Removal	3Q/99	4Q/99	1Q/00	2Q/00	3Q/00
Scrams	0	0	0	0	0
Indicator value		0	0	0	0

Licensee Comments: none

Unplanned Power Changes per 7000 Critical Hrs



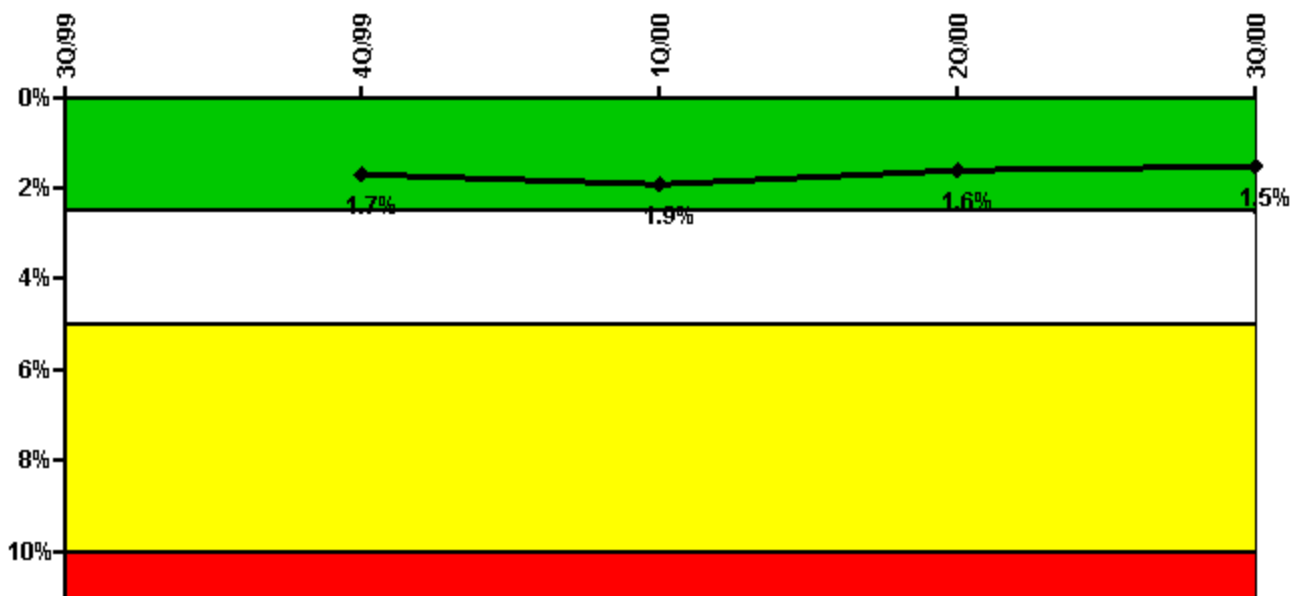
Thresholds: White > 6.0

Notes

Unplanned Power Changes per 7000 Critical Hrs	3Q/99	4Q/99	1Q/00	2Q/00	3Q/00
Unplanned power changes	1.0	0	0	1.0	0
Critical hours	2208.0	2209.0	1705.5	1959.7	2208.0
Indicator value	0.8	0.8	0.8	1.7	0.9

Licensee Comments: none

Safety System Unavailability, Emergency AC Power



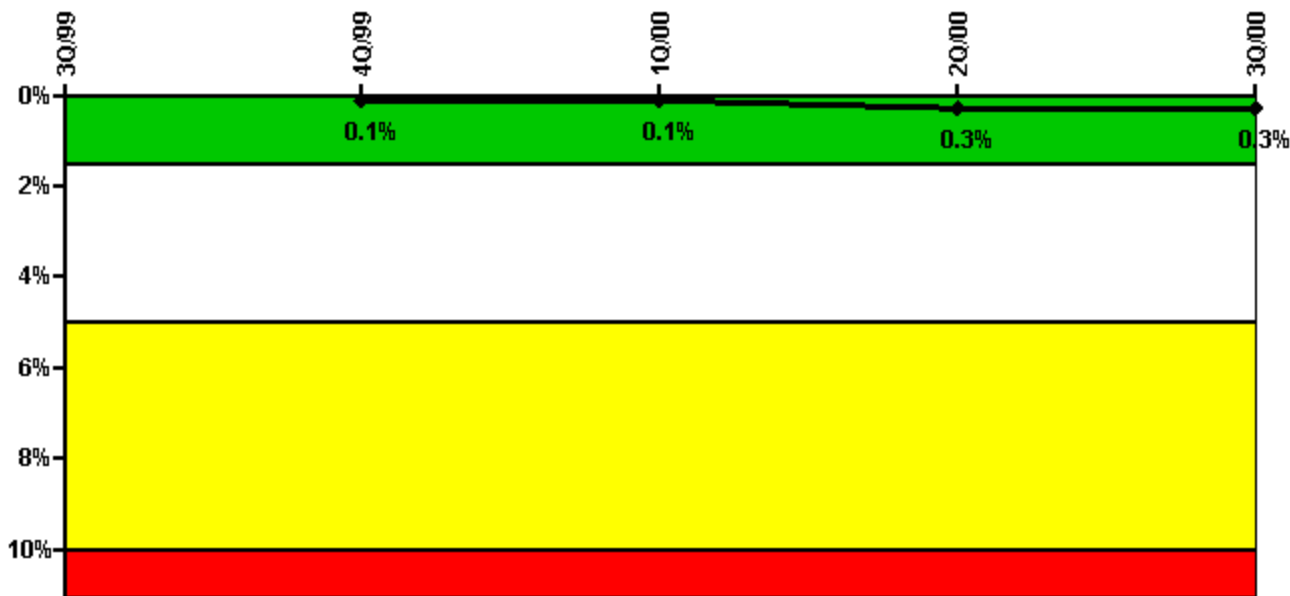
Thresholds: White > 2.5% Yellow > 5.0% Red > 10.0%

Notes

Safety System Unavailability, Emergency AC Power	3Q/99	4Q/99	1Q/00	2Q/00	3Q/00
Train 1					
Planned unavailable hours	29.68	64.46	14.43	7.73	23.33
Unplanned unavailable hours	0	0	0	0.30	0
Fault exposure hours	0	0	95.52	3.92	0
Effective Reset hours	0	0	0	0	0
Required hours	2208.00	2209.00	1815.70	2054.74	2208.00
Train 2					
Planned unavailable hours	7.83	70.57	12.27	14.00	9.23
Unplanned unavailable hours	0	0	0	8.92	0
Fault exposure hours	0	0	0	0	0
Effective Reset hours	0	0	0	0	0
Required hours	2208.00	2209.00	2088.50	2179.08	2208.00
Indicator value		1.7%	1.9%	1.6%	1.5%

Licensee Comments: none

Safety System Unavailability, High Pressure Injection System (HPSI)



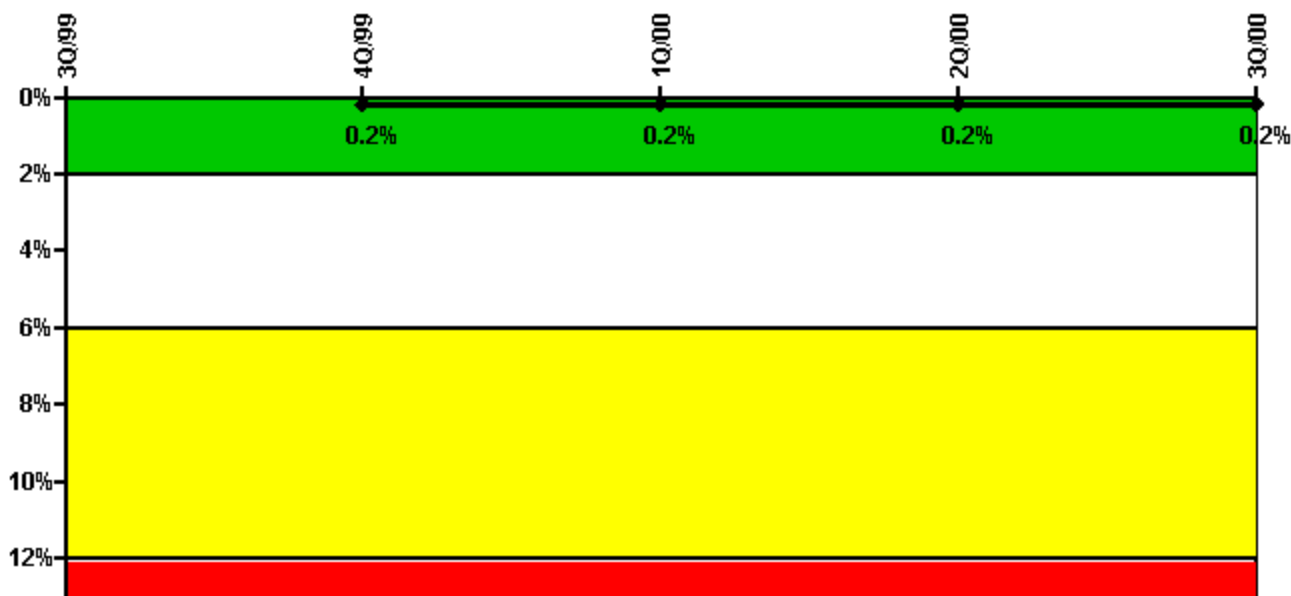
Thresholds: White > 1.5% Yellow > 5.0% Red > 10.0%

Notes

Safety System Unavailability, High Pressure Injection System (HPSI)	3Q/99	4Q/99	1Q/00	2Q/00	3Q/00
Train 1					
Planned unavailable hours	0	10.29	0.58	6.52	6.37
Unplanned unavailable hours	0	0	0	39.11	0.95
Fault exposure hours	0	0	0	0	0
Effective Reset hours	0	0	0	0	0
Required hours	2208.00	2209.00	1720.20	2101.73	2208.00
Train 2					
Planned unavailable hours	0	2.43	1.02	7.07	2.73
Unplanned unavailable hours	0	0	0	33.46	0.87
Fault exposure hours	0	0	0	0	0
Effective Reset hours	0	0	0	0	0
Required hours	2208.00	2209.00	2034.78	2132.08	2208.00
Indicator value		0.1%	0.1%	0.3%	0.3%

Licensee Comments: none

Safety System Unavailability, Heat Removal System (AFW)



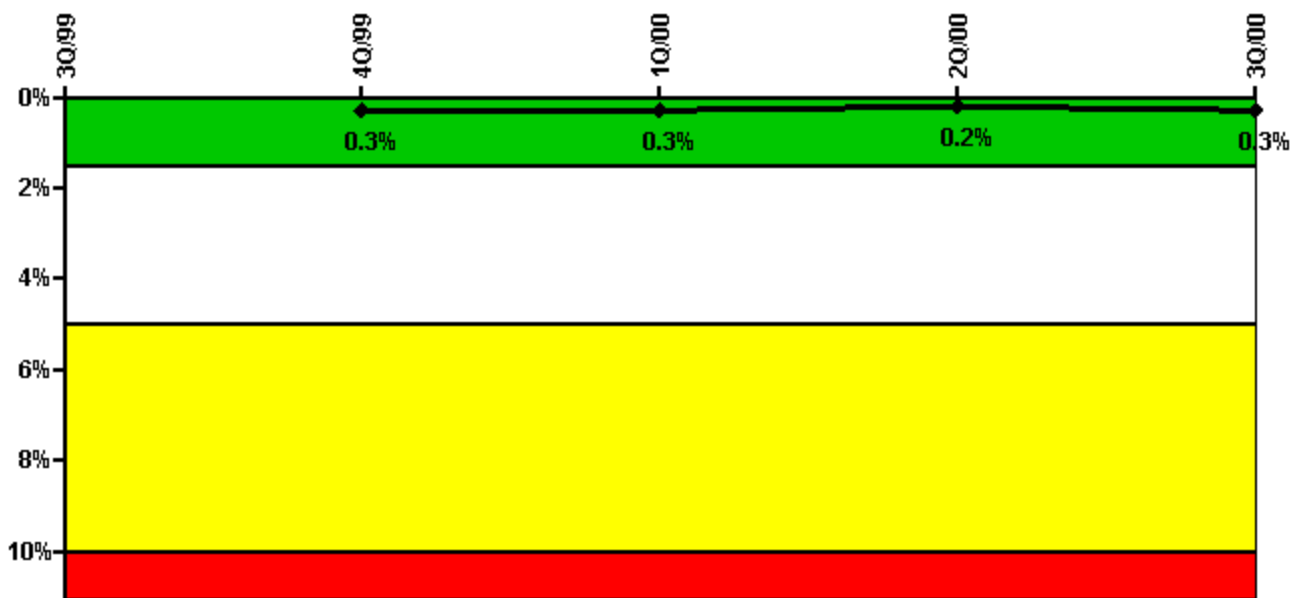
Thresholds: White > 2.0% Yellow > 6.0% Red > 12.0%

Notes

Safety System Unavailability, Heat Removal System (AFW)	3Q/99	4Q/99	1Q/00	2Q/00	3Q/00
Train 1					
Planned unavailable hours	2.92	2.23	0	1.17	1.10
Unplanned unavailable hours	0	0	0	0	0
Fault exposure hours	0	0	0	0	0
Effective Reset hours	0	0	0	0	0
Required hours	2208.00	2209.00	1715.78	2046.23	2208.00
Train 2					
Planned unavailable hours	2.25	1.58	9.75	0	6.29
Unplanned unavailable hours	0	0	0	0	0
Fault exposure hours	0	0	0	0	0
Effective Reset hours	0	0	0	0	0
Required hours	2208.00	2209.00	1715.78	2046.23	2208.00
Train 3					
Planned unavailable hours	4.08	5.15	4.82	7.98	13.92
Unplanned unavailable hours	0	0	0	0	0
Fault exposure hours	0	0	0	0	0
Effective Reset hours	0	0	0	0	0
Required hours	2208.00	2209.00	1715.78	2046.23	2208.00
Indicator value		0.2%	0.2%	0.2%	0.2%

Licensee Comments: none

Safety System Unavailability, Residual Heat Removal System

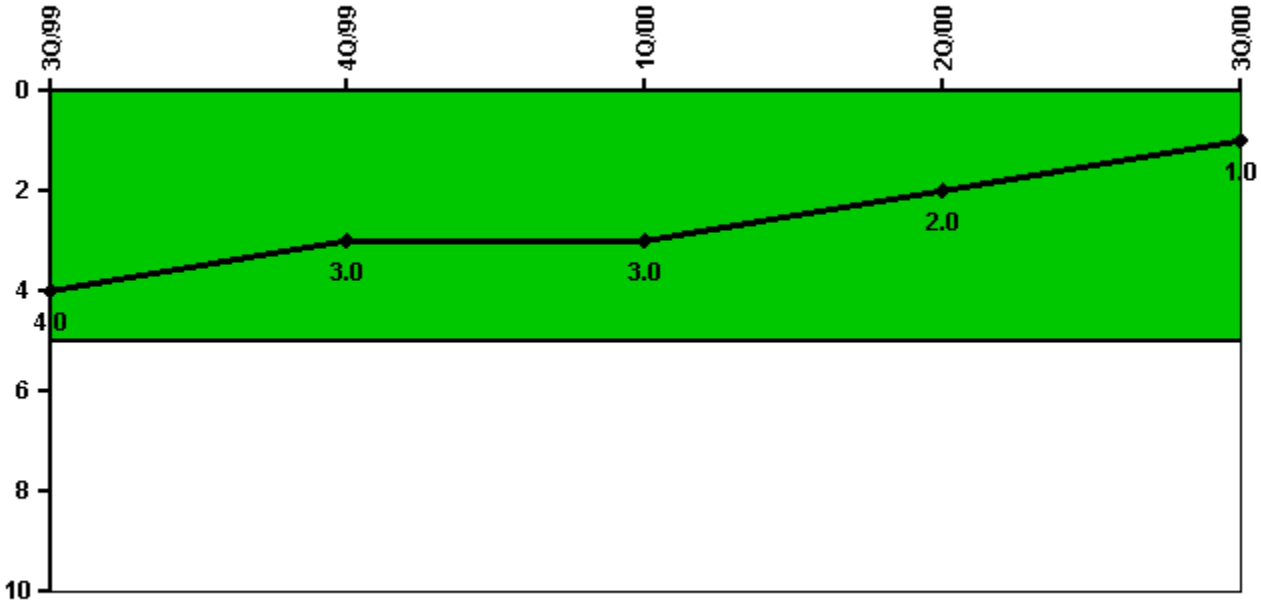


Thresholds: White > 1.5% Yellow > 5.0% Red > 10.0%

Notes

Safety System Unavailability, Residual Heat Removal System	3Q/99	4Q/99	1Q/00	2Q/00	3Q/00
Train 1					
Planned unavailable hours	8.10	0.90	11.40	8.03	37.79
Unplanned unavailable hours	0	0	0	28.95	2.55
Fault exposure hours	0	0	0	0	0
Effective Reset hours	0	0	0	0	0
Required hours	2208.00	2209.00	1720.20	2050.82	2208.00
Train 2					
Planned unavailable hours	0	26.20	21.02	11.70	16.74
Unplanned unavailable hours	0	0	0	0	2.98
Fault exposure hours	0	0	0	0	0
Effective Reset hours	0	0	0	0	0
Required hours	2208.00	2209.00	1720.20	2050.82	2208.00
Train 3					
Planned unavailable hours	0	0	2.58	0	0
Unplanned unavailable hours	0	0	0	12.62	0
Fault exposure hours	0	0	0	0	0
Effective Reset hours	0	0	0	0	0
Required hours	2208.00	2209.00	2034.78	2183.00	2208.00
Train 4					
Planned unavailable hours	0	0	3.67	0	0
Unplanned unavailable hours	0	0	0	0	0
Fault exposure hours	0	0	0	0	0
Effective Reset hours	0	0	0	0	0
Required hours	2208.00	2209.00	2034.78	2183.00	2208.00
Indicator value		0.3%	0.3%	0.2%	0.3%

Safety System Functional Failures (PWR)



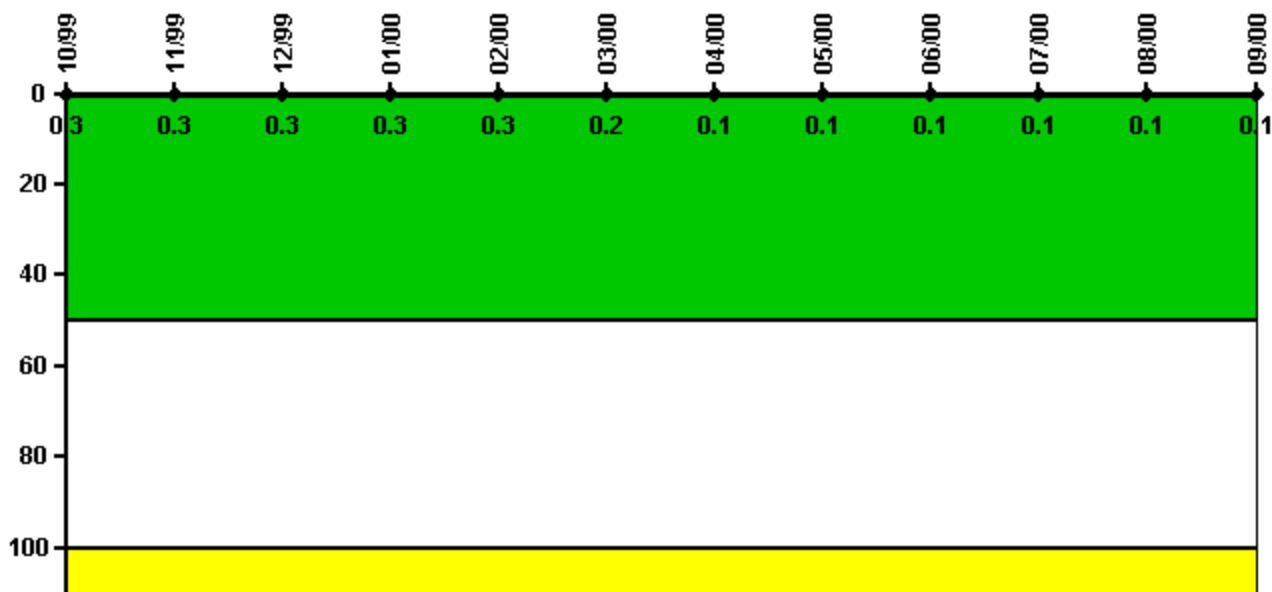
Thresholds: White > 5.0

Notes

Safety System Functional Failures (PWR)	3Q/99	4Q/99	1Q/00	2Q/00	3Q/00
Safety System Functional Failures	1	0	0	1	0
Indicator value	4	3	3	2	1

Licensee Comments: none

Reactor Coolant System Activity



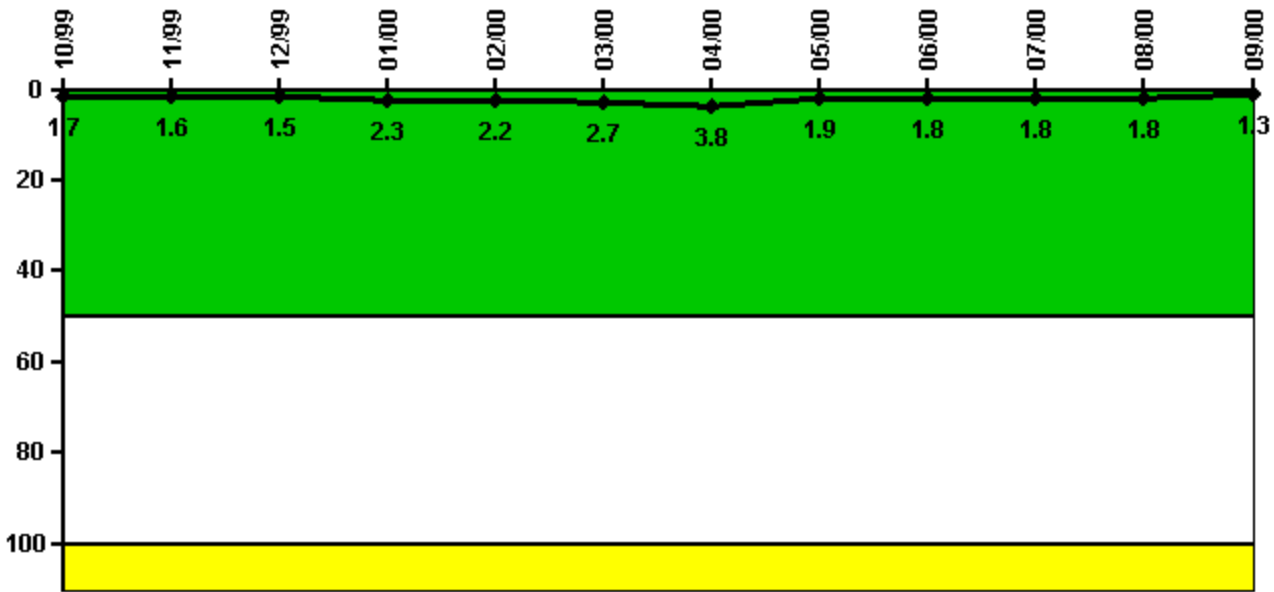
Thresholds: White > 50.0 Yellow > 100.0

Notes

Reactor Coolant System Activity	10/99	11/99	12/99	1/00	2/00	3/00	4/00	5/00	6/00	7/00	8/00	9/00
Maximum activity	0.002960	0.002860	0.003070	0.002920	0.003050	0.002040	0.000579	0.000632	0.000832	0.000709	0.000717	0.000830
Technical specification limit	1.0	1.0	1.0	1.0	1.0	1.0	1.0	1.0	1.0	1.0	1.0	1.0
Indicator value	0.3	0.3	0.3	0.3	0.3	0.2	0.1	0.1	0.1	0.1	0.1	0.1

Licensee Comments: none

Reactor Coolant System Leakage



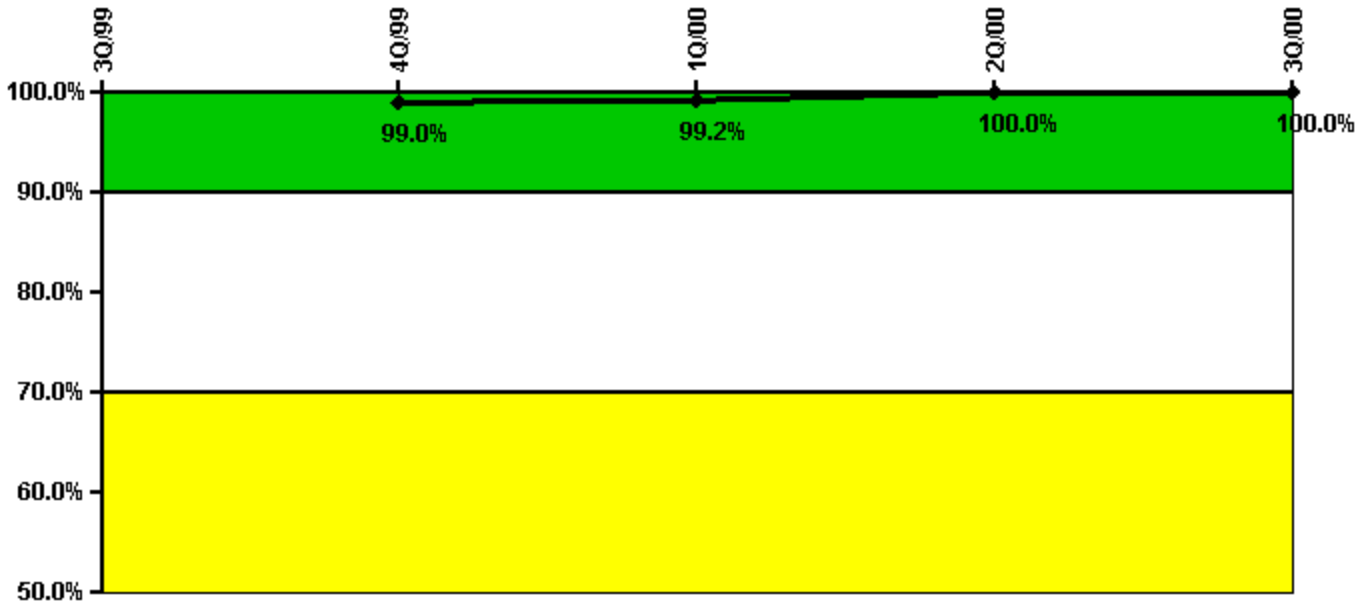
Thresholds: White > 50.0 Yellow > 100.0

Notes

Reactor Coolant System Leakage	10/99	11/99	12/99	1/00	2/00	3/00	4/00	5/00	6/00	7/00	8/00	9/00
Maximum leakage	0.165	0.159	0.149	0.230	0.222	0.268	0.384	0.187	0.176	0.175	0.183	0.132
Technical specification limit	10.0	10.0	10.0	10.0	10.0	10.0	10.0	10.0	10.0	10.0	10.0	10.0
Indicator value	1.7	1.6	1.5	2.3	2.2	2.7	3.8	1.9	1.8	1.8	1.8	1.3

Licensee Comments: none

Drill/Exercise Performance



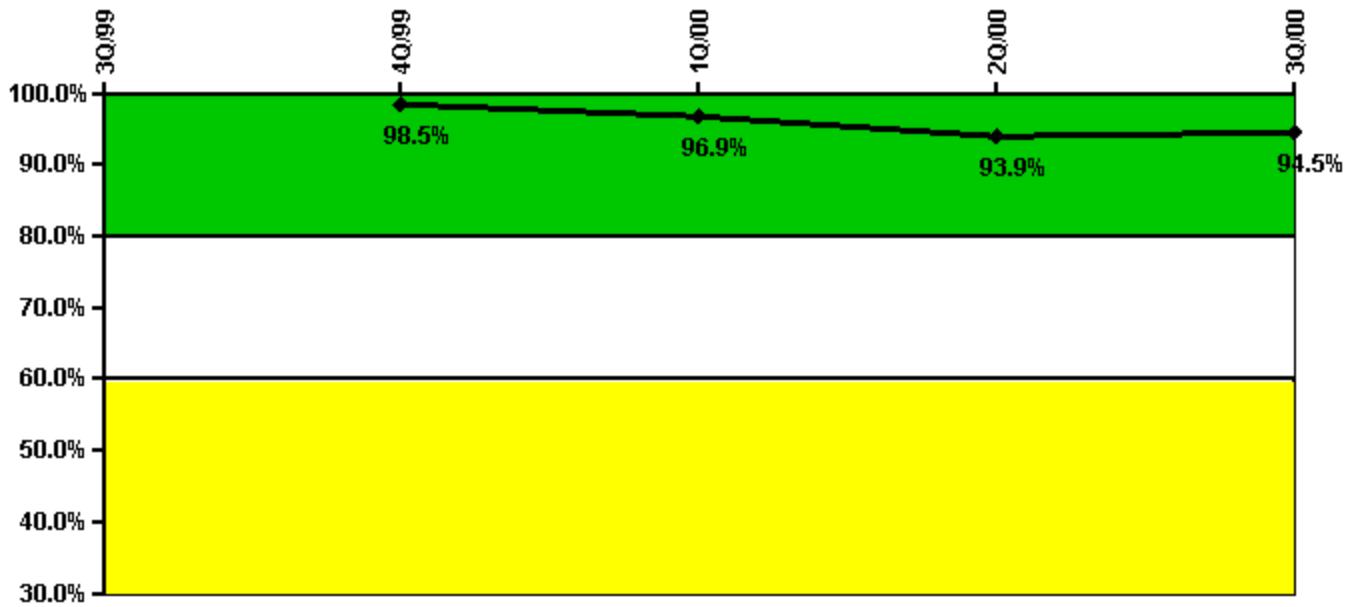
Thresholds: White < 90.0% Yellow < 70.0%

Notes

Drill/Exercise Performance	3Q/99	4Q/99	1Q/00	2Q/00	3Q/00
Successful opportunities	0	78.0	25.0	2.0	4.0
Total opportunities	0	78.0	25.0	2.0	4.0
Indicator value		99.0%	99.2%	100.0%	100.0%

Licensee Comments: none

ERO Drill Participation



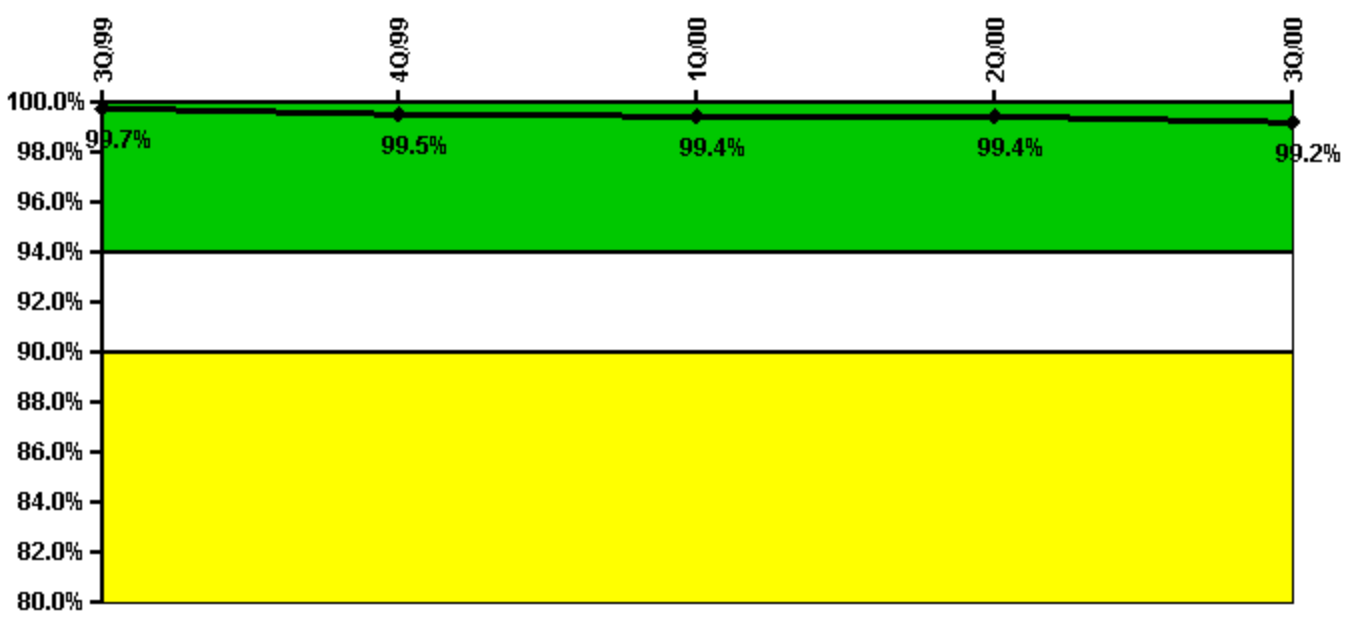
Thresholds: White < 80.0% Yellow < 60.0%

Notes

ERO Drill Participation	3Q/99	4Q/99	1Q/00	2Q/00	3Q/00
Participating Key personnel		128.0	125.0	123.0	121.0
Total Key personnel		130.0	129.0	131.0	128.0
Indicator value		98.5%	96.9%	93.9%	94.5%

Licensee Comments: none

Alert & Notification System



Thresholds: White < 94.0% Yellow < 90.0%

Notes

Alert & Notification System	3Q/99	4Q/99	1Q/00	2Q/00	3Q/00
Successful siren-tests	382	382	382	384	380
Total sirens-tests	385	385	385	385	385
Indicator value	99.7%	99.5%	99.4%	99.4%	99.2%

Licensee Comments:

3Q/00: 9/2000 data revised to exclude 55 sirens that were part of an unscheduled, post maintenance test. Deletion of these 55 sirens from the total number had no effect on the "green" indicator.

1Q/00: 1/2000 data revised to exclude 55 sirens that were part of a non-routine, unscheduled, Y2K siren poll. Deletion of these 55 sirens from the total number had no effect on the "Green" indicator.

1Q/00: 1/2000 data revised to exclude 55 sirens that were part of a non-routine, unscheduled, Y2K siren poll. Deletion of these 55 sirens from the total number had no effect on the "Green" indicator.

Occupational Exposure Control Effectiveness



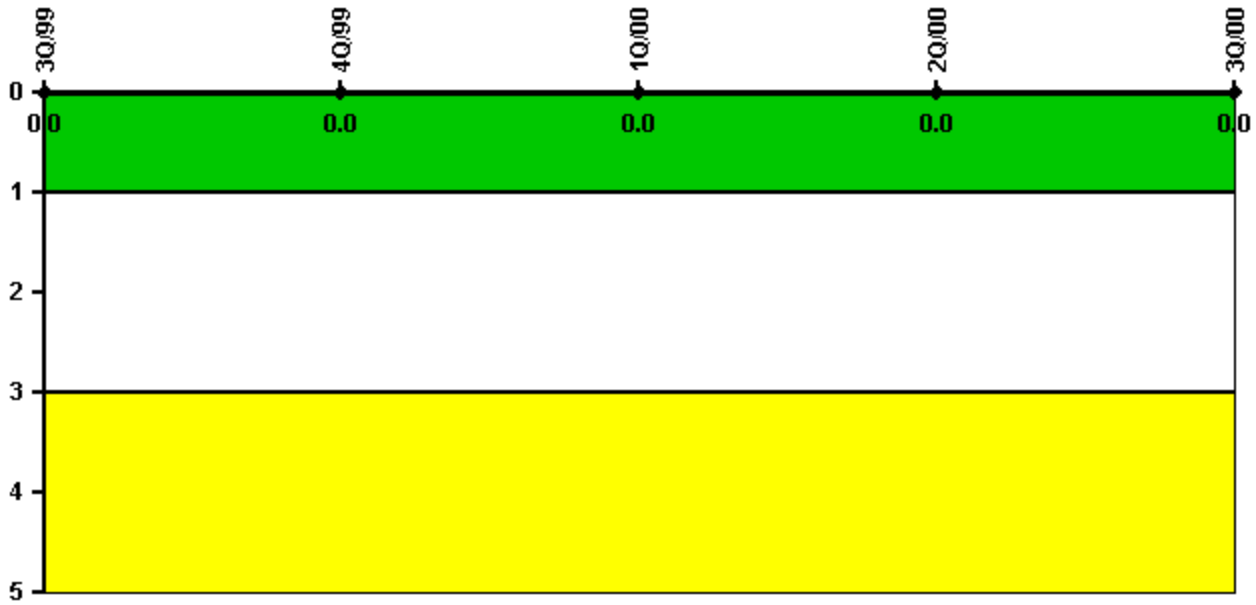
Thresholds: White > 2.0 Yellow > 5.0

Notes

Occupational Exposure Control Effectiveness	3Q/99	4Q/99	1Q/00	2Q/00	3Q/00
High radiation area occurrences	0	0	0	0	0
Very high radiation area occurrences	0	0	0	0	0
Unintended exposure occurrences	0	0	0	0	0
Indicator value	0	0	0	0	0

Licensee Comments: none

RETS/ODCM Radiological Effluent



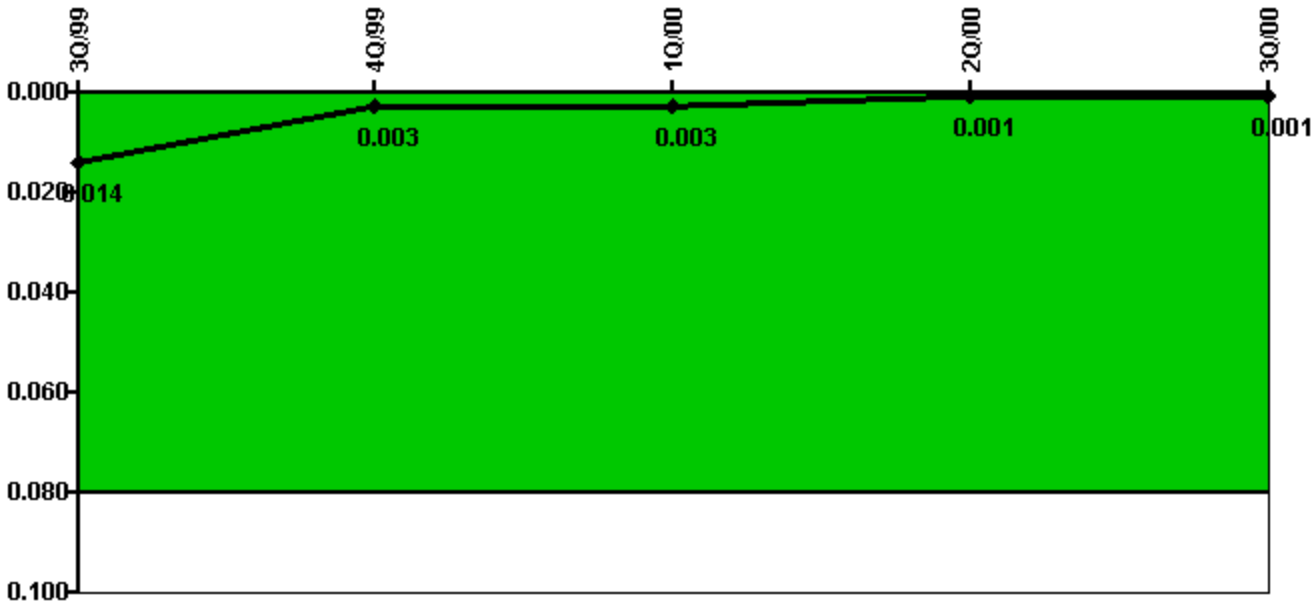
Thresholds: White > 1.0 Yellow > 3.0

Notes

RETS/ODCM Radiological Effluent	3Q/99	4Q/99	1Q/00	2Q/00	3Q/00
RETS/ODCM occurrences	0	0	0	0	0
Indicator value	0	0	0	0	0

Licensee Comments: none

Protected Area Security Performance Index



Thresholds: White > 0.080

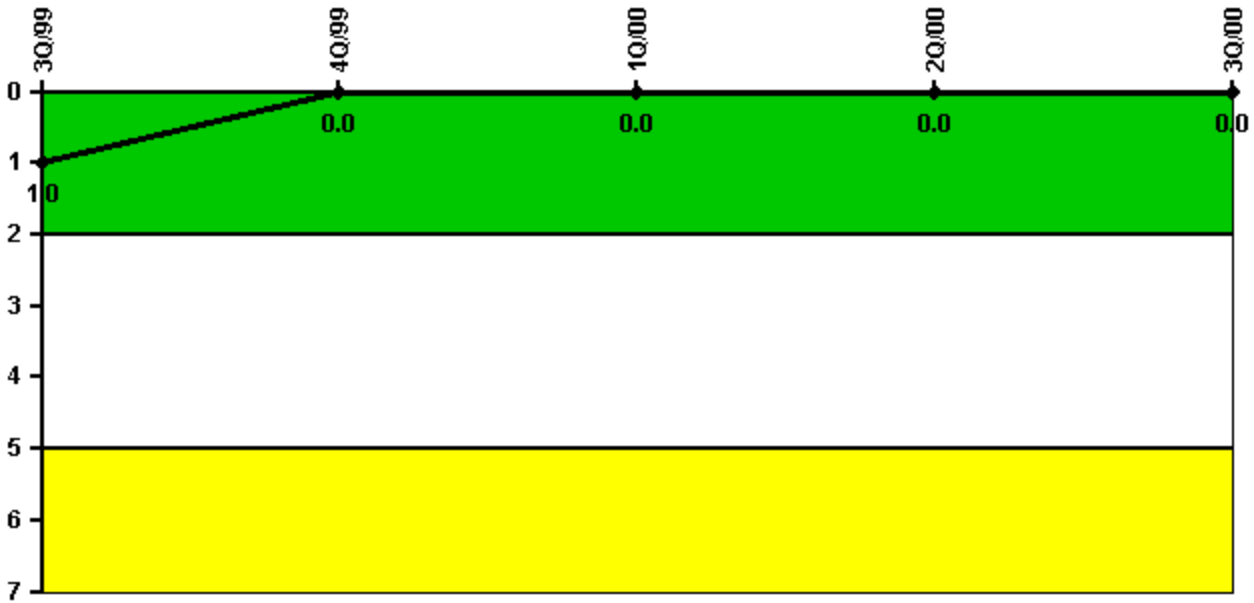
Notes

Protected Area Security Performance Index	3Q/99	4Q/99	1Q/00	2Q/00	3Q/00
IDS compensatory hours	0	5.00	5.00	0	0
CCTV compensatory hours	0	0	0	0	0
IDS normalization factor	1.00	1.00	1.00	1.00	1.00
CCTV normalization factor	1.0	1.0	1.0	1.0	1.0
Index Value	0.014	0.003	0.003	0.001	0.001

Licensee Comments:

3Q/00: Performance reflects zero (0) hours of CCTV camera operation during this reporting period.

Personnel Screening Program



Thresholds: White > 2.0 Yellow > 5.0

Notes

Personnel Screening Program	3Q/99	4Q/99	1Q/00	2Q/00	3Q/00
Program failures	0	0	0	0	0
Indicator value	1	0	0	0	0

Licensee Comments: none

FFD/Personnel Reliability



Thresholds: White > 2.0 Yellow > 5.0

Notes

FFD/Personnel Reliability	3Q/99	4Q/99	1Q/00	2Q/00	3Q/00
Program Failures	0	0	0	0	0
Indicator value	0	0	0	0	0

Licensee Comments: none

[PI Summary](#) | [Inspection Findings Summary](#) | [Reactor Oversight Process](#)

Last Modified: March 29, 2002