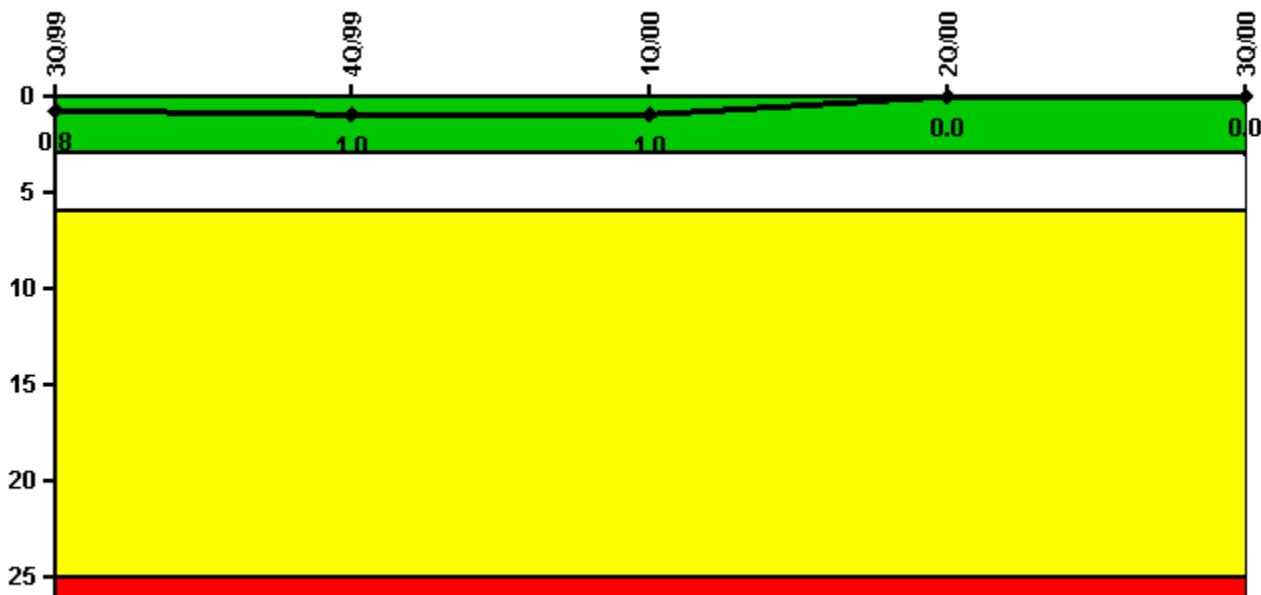


Farley 2

3Q/2000 Performance Indicators

Licensee's General Comments: none

Unplanned Scrams per 7000 Critical Hrs



Thresholds: White > 3.0 Yellow > 6.0 Red > 25.0

Notes

Unplanned Scrams per 7000 Critical Hrs	3Q/99	4Q/99	1Q/00	2Q/00	3Q/00
Unplanned scrams	0	0	0	0	0
Critical hours	2208.0	797.0	2184.0	2183.0	2208.0
Indicator value	0.8	1.0	1.0	0	0

Licensee Comments: none

Scrams with Loss of Normal Heat Removal



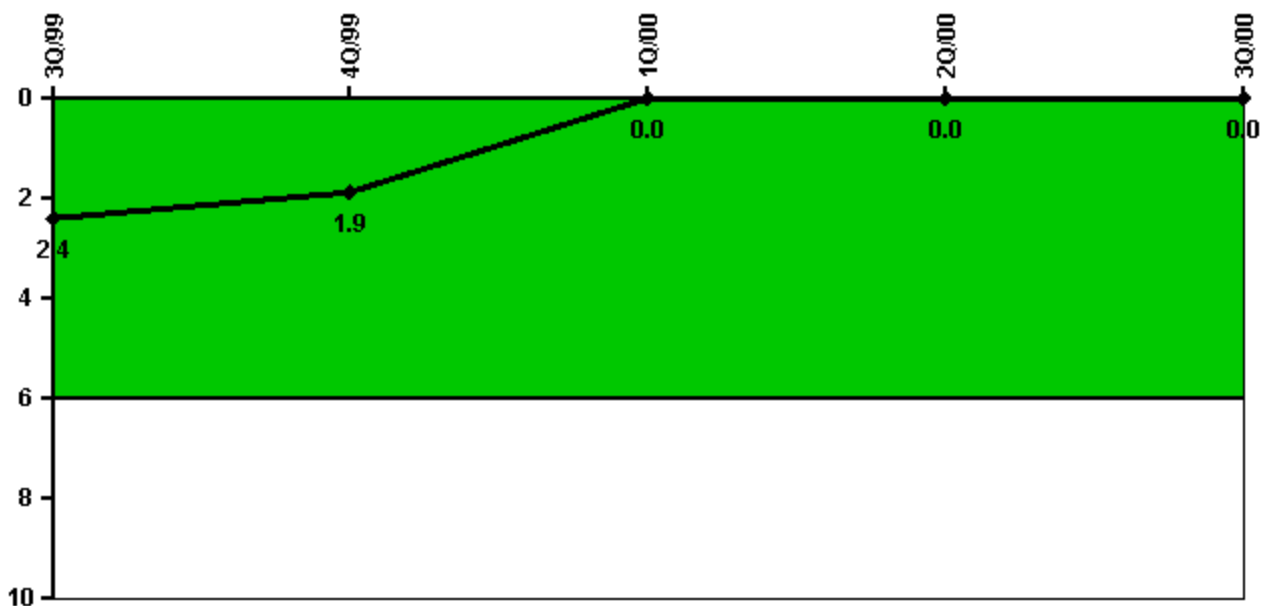
Thresholds: White > 2.0 Yellow > 10.0 Red > 20.0

Notes

Scrams with Loss of Normal Heat Removal	3Q/99	4Q/99	1Q/00	2Q/00	3Q/00
Scrams	0	0	0	0	0
Indicator value		0	0	0	0

Licensee Comments: none

Unplanned Power Changes per 7000 Critical Hrs



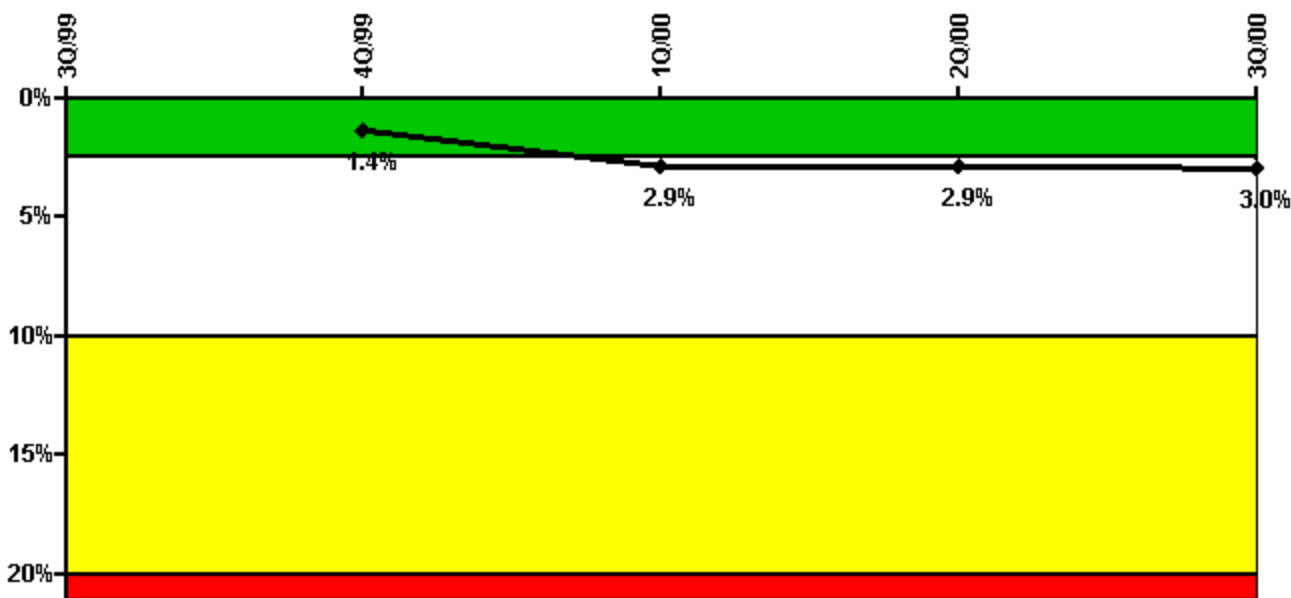
Thresholds: White > 6.0

Notes

Unplanned Power Changes per 7000 Critical Hrs	3Q/99	4Q/99	1Q/00	2Q/00	3Q/00
Unplanned power changes	0	0	0	0	0
Critical hours	2208.0	797.0	2184.0	2183.0	2208.0
Indicator value	2.4	1.9	0	0	0

Licensee Comments: none

Safety System Unavailability, Emergency AC Power, >2EDG



Thresholds: White > 2.5% Yellow > 10.0% Red > 20.0%

Notes

Safety System Unavailability, Emergency AC Power, >2EDG	3Q/99	4Q/99	1Q/00	2Q/00	3Q/00
Train 1					
Planned unavailable hours	0	1.00	19.60	9.60	132.50
Unplanned unavailable hours	0	0	6.50	0	0.60
Fault exposure hours	0	0	1038.40	0	0
Effective Reset hours	0	0	0	0	0
Required hours	2208.00	2209.00	2184.00	2183.00	2208.00
Train 2					
Planned unavailable hours	0	0	0.30	3.40	8.00
Unplanned unavailable hours	0	0	58.10	0	0
Fault exposure hours	0	0	0	0	0
Effective Reset hours	0	0	0	0	0
Required hours	2208.00	2209.00	2184.00	2183.00	2208.00
Train 3					
Planned unavailable hours	252.20	4.60	101.70	3.10	0
Unplanned unavailable hours	0	6.90	0	7.80	13.50
Fault exposure hours	0	0	0	0	0
Effective Reset hours	0	0	0	0	0
Required hours	2208.00	2209.00	2184.00	2183.00	2208.00
Indicator value		1.4%	2.9%	2.9%	3.0%

Licensee Comments:

3Q/00: One of 3 diesel generators unavailable (Q1 2000) due to lack of automatic power transfer capability. DG was operable per Technical Specifications. Reasonable operator action is not credited under this indicator. White threshold entered Q1 2000. Minor calculation correction (0.3 Hrs) made Q2 2000 to March 2000 data. Color (white) unaffected.

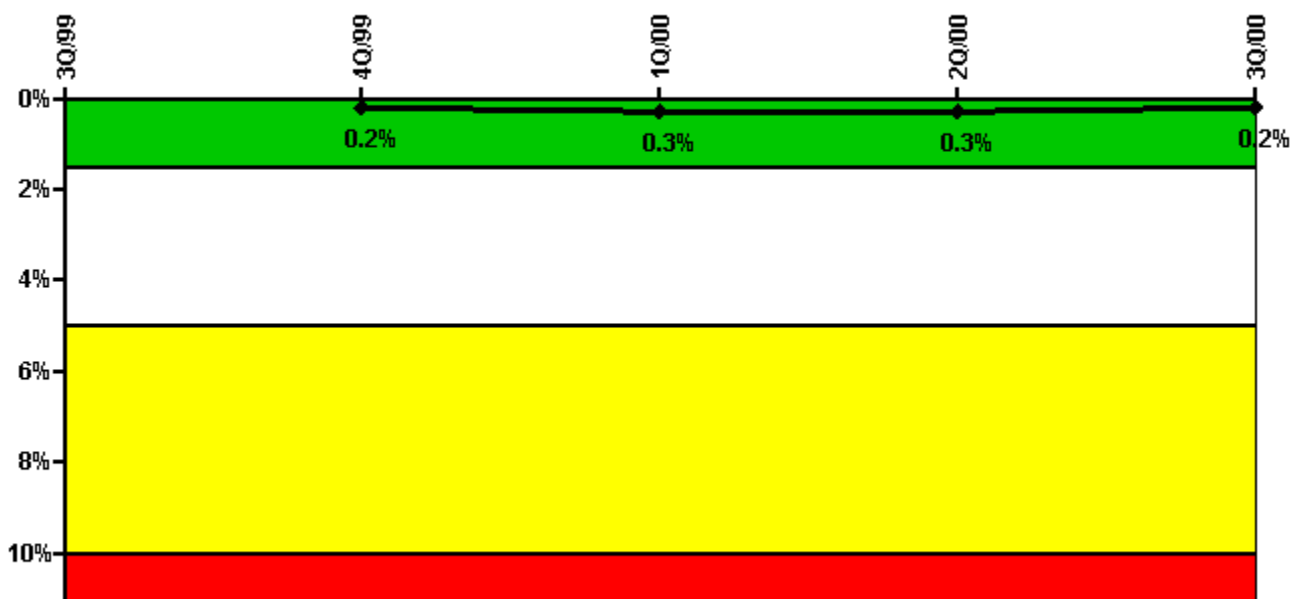
2Q/00: One of 3 diesel generators unavailable (Q1 2000) due to lack of automatic power transfer capability. DG was operable per Technical Specifications. Reasonable operator action is not credited under this indicator. White threshold entered Q1 2000. Minor calculation correction

(0.3 Hrs) made Q2 2000 to March 2000 data. Color (white) unaffected. Minor correction made Q3 2000 to remove operator action credits. Color unaffected.

1Q/00: One of 3 diesel generators unavailable due to lack of automatic power transfer capability. DG was operable per Technical Specifications. Reasonable operator action is not credited under this indicator. WHITE entry.

1Q/00: One of 3 diesel generators unavailable due to lack of automatic power transfer capability. DG was operable per Technical Specifications. Reasonable operator action is not credited under this indicator. Train A Fault Exposure Hours removed with Q1 2001 report. Color returns to GREEN.

Safety System Unavailability, High Pressure Injection System (HPSI)



Thresholds: White > 1.5% Yellow > 5.0% Red > 10.0%

Notes

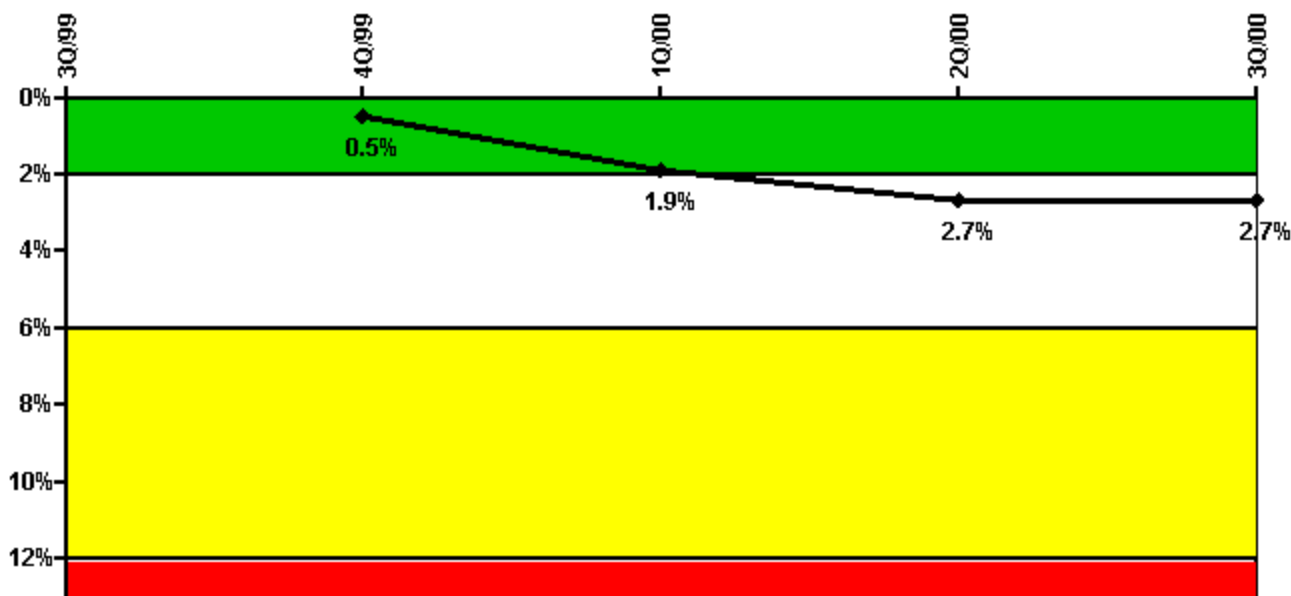
Safety System Unavailability, High Pressure Injection System (HPSI)	3Q/99	4Q/99	1Q/00	2Q/00	3Q/00
Train 1					
Planned unavailable hours	0	0	0	3.20	6.40
Unplanned unavailable hours	0	0	0	0	0.60
Fault exposure hours	0	0	0	0	0
Effective Reset hours	0	0	0	0	0
Required hours	2208.00	797.00	2184.00	2183.00	2208.00
Train 2					
Planned unavailable hours	0	0	0.30	6.00	6.40
Unplanned unavailable hours	0	0	58.10	0	0
Fault exposure hours	0	0	0	0	0
Effective Reset hours	0	0	0	0	0
Required hours	2208.00	797.00	2184.00	2183.00	2208.00
Indicator value		0.2%	0.3%	0.3%	0.2%

Licensee Comments:

3Q/00: Reactor Protection System testing hours added with 1Q2001 report. Color unaffected.

2Q/00: Minor calculation correction (0.3 hrs) made to March 2000 data. Color unaffected. Added Reactor Protection System testing hours with 1Q2001 report. Color unaffected.

Safety System Unavailability, Heat Removal System (AFW)



Thresholds: White > 2.0% Yellow > 6.0% Red > 12.0%

Notes

Safety System Unavailability, Heat Removal System (AFW)	3Q/99	4Q/99	1Q/00	2Q/00	3Q/00
Train 1					
Planned unavailable hours	5.60	2.30	4.40	6.50	7.10
Unplanned unavailable hours	0	0	11.40	0	0.60
Fault exposure hours	0	0	668.90	0	0
Effective Reset hours	0	0	0	0	0
Required hours	2208.00	797.00	2184.00	2183.00	2208.00
Train 2					
Planned unavailable hours	7.60	0.70	0.30	12.10	7.00
Unplanned unavailable hours	0	0	58.10	0	0
Fault exposure hours	0	0	0	0	0
Effective Reset hours	0	0	0	0	0
Required hours	2208.00	797.00	2184.00	2183.00	2208.00
Train 3					
Planned unavailable hours	22.00	0	19.60	3.20	4.30
Unplanned unavailable hours	0	0	17.30	56.30	0
Fault exposure hours	0	0	234.50	515.00	0
Effective Reset hours	0	0	0	0	0

Required hours	2208.00	797.00	2184.00	2183.00	2208.00
Indicator value		0.5%	1.9%	2.7%	2.7%

Licensee Comments:

3Q/00: WHITE threshold exceeded: Fault exposure due to failure of Turbine Driven Auxiliary Feedwater Pump speed control circuitry. Unplanned hours for repairs. Formal Root Cause Investigation performed. Fault exposure discovered in April results in change to first quarter 2000 data.

3Q/00: WHITE threshold exceeded: Fault exposure due to failure of Turbine Driven Auxiliary Feedwater Pump speed control circuitry. Unplanned hours for repairs. Formal Root Cause Investigation performed. Fault exposure discovered in April results in change to first quarter 2000 data. Reactor Protection System testing hours added with 1Q2001 report. Color unaffected.

2Q/00: WHITE threshold exceeded: Fault exposure due to failure of Turbine Driven Auxiliary Feedwater Pump speed control circuitry. Unplanned hours for repairs. Formal Root Cause Investigation performed. Fault exposure discovered in April results in change to first quarter 2000 data. Reactor Protection System testing hours added with 1Q2001 report. Color unaffected. 126.1 hours of April Fault Exposure Hours removed with Q2 2001 report. Color unaffected.

2Q/00: WHITE threshold exceeded: Fault exposure due to failure of Turbine Driven Auxiliary Feedwater Pump speed control circuitry. Unplanned hours for repairs. Formal Root Cause Investigation performed. Fault exposure discovered in April results in change to first quarter 2000 data. Reactor Protection System testing hours added with 1Q2001 report. Color unaffected.

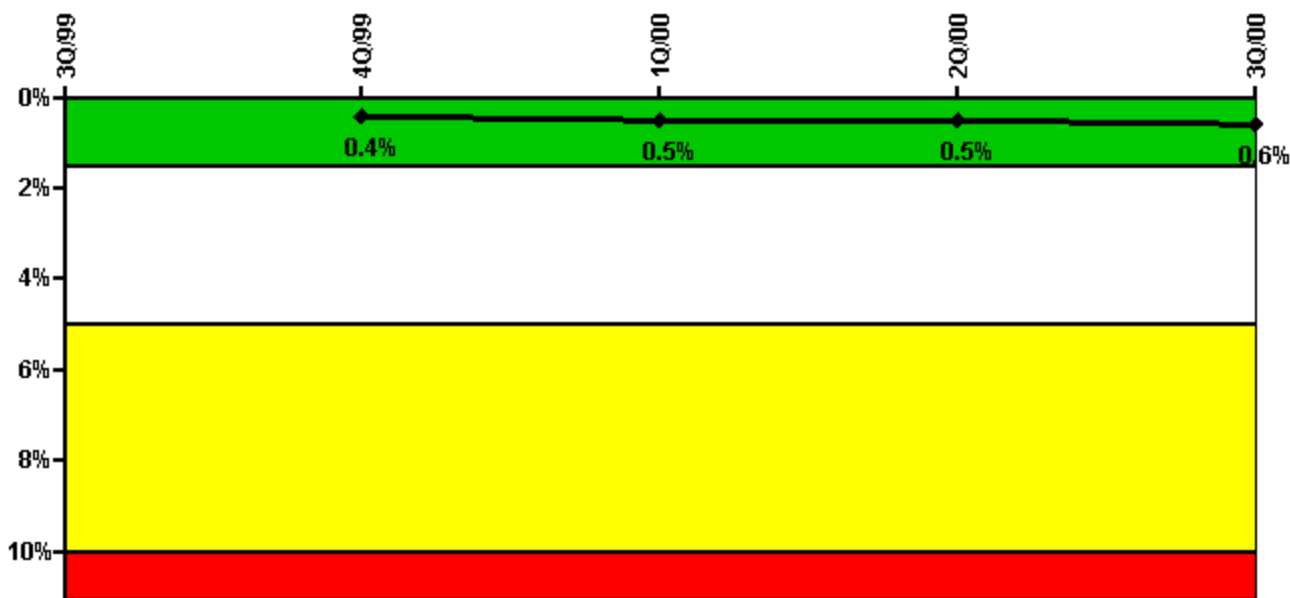
2Q/00: WHITE threshold exceeded: Fault exposure due to failure of Turbine Driven Auxiliary Feedwater Pump speed control circuitry. Unplanned hours for repairs. Formal Root Cause Investigation performed. Fault exposure discovered in April results in change to first quarter 2000 data. Reactor Protection System testing hours added with 1Q2001 report. Color unaffected.

1Q/00: Train A Fault Exposure Hours removed with Q1 2001 report. Color returns to GREEN.

1Q/00:

1Q/00: Train A Fault Exposure Hours removed with Q1 2001 report. Color returns to GREEN. Train C March 2000 Fault Exposure Hours removed with Q2 2001 report.

Safety System Unavailability, Residual Heat Removal System



Thresholds: White > 1.5% Yellow > 5.0% Red > 10.0%

Notes

Safety System Unavailability, Residual Heat Removal System	3Q/99	4Q/99	1Q/00	2Q/00	3Q/00
Train 1					
Planned unavailable hours	11.80	0.30	9.70	3.80	20.70
Unplanned unavailable hours	0	0	12.00	3.60	0.60
Fault exposure hours	0	0	0	0	0
Effective Reset hours	0	0	0	0	0
Required hours	2208.00	2209.00	2184.00	2183.00	2208.00
Train 2					
Planned unavailable hours	7.80	0.70	7.20	7.60	21.70
Unplanned unavailable hours	0	0	58.10	0	0
Fault exposure hours	0	0	0	0	0
Effective Reset hours	0	0	0	0	0
Required hours	2208.00	2209.00	2184.00	2183.00	2208.00
Indicator value		0.4%	0.5%	0.5%	0.6%

Licensee Comments:

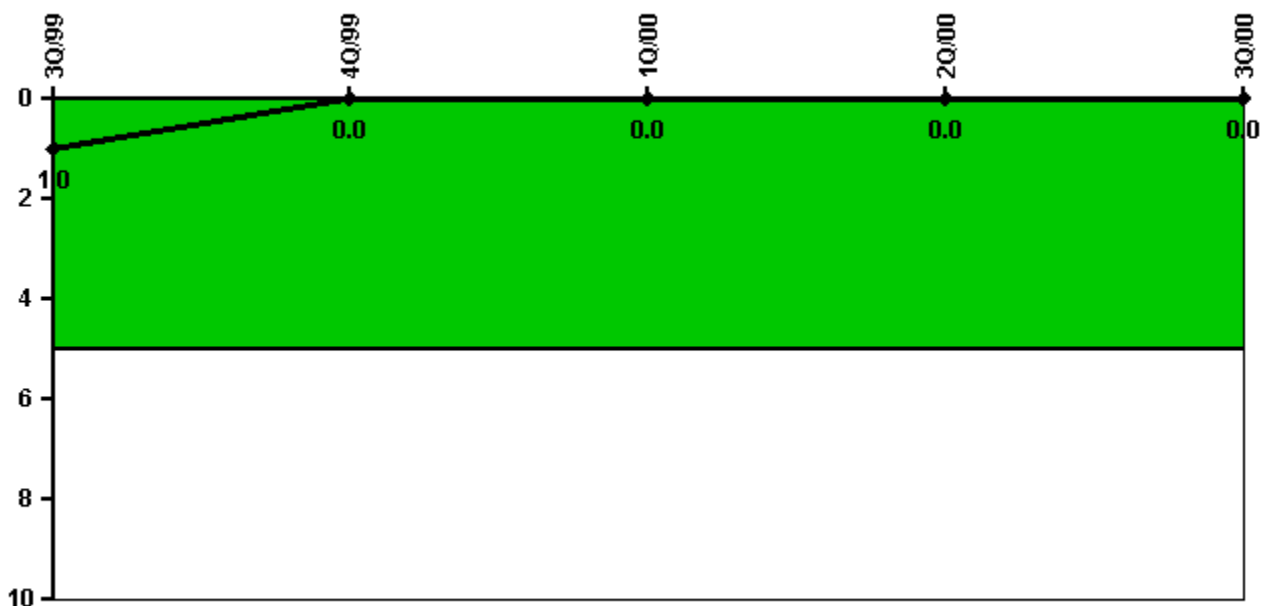
3Q/00: Reactor Protection System testing hours added with 1Q2001 report. Color unaffected.

2Q/00: Minor calculation correction (0.3 hrs) made to March 2000 data. Color unaffected. Minor adjustment made Q3 2000 to remove operator action credit during surveillance testing. Color unaffected. Reactor Protection System testing hours added with 1Q2001 report. Color unaffected.

2Q/00: Minor calculation correction (0.3 hrs) made to March 2000 data. Color unaffected. Minor adjustment made Q3 2000 to remove operator action credit during surveillance testing. Color unaffected.

1Q/00: Minor adjustment made 3Q 2000 to remove operator action credit during surveillance testing. Color unaffected.

Safety System Functional Failures (PWR)



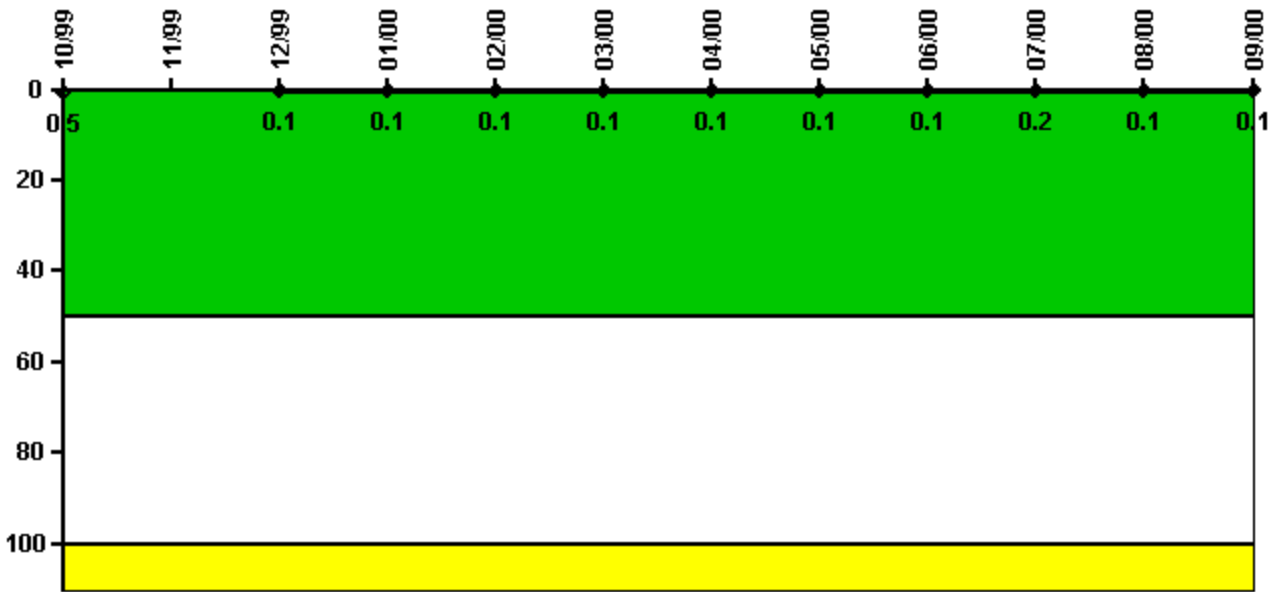
Thresholds: White > 5.0

Notes

Safety System Functional Failures (PWR)	3Q/99	4Q/99	1Q/00	2Q/00	3Q/00
Safety System Functional Failures	0	0	0	0	0
Indicator value	1	0	0	0	0

Licensee Comments: none

Reactor Coolant System Activity



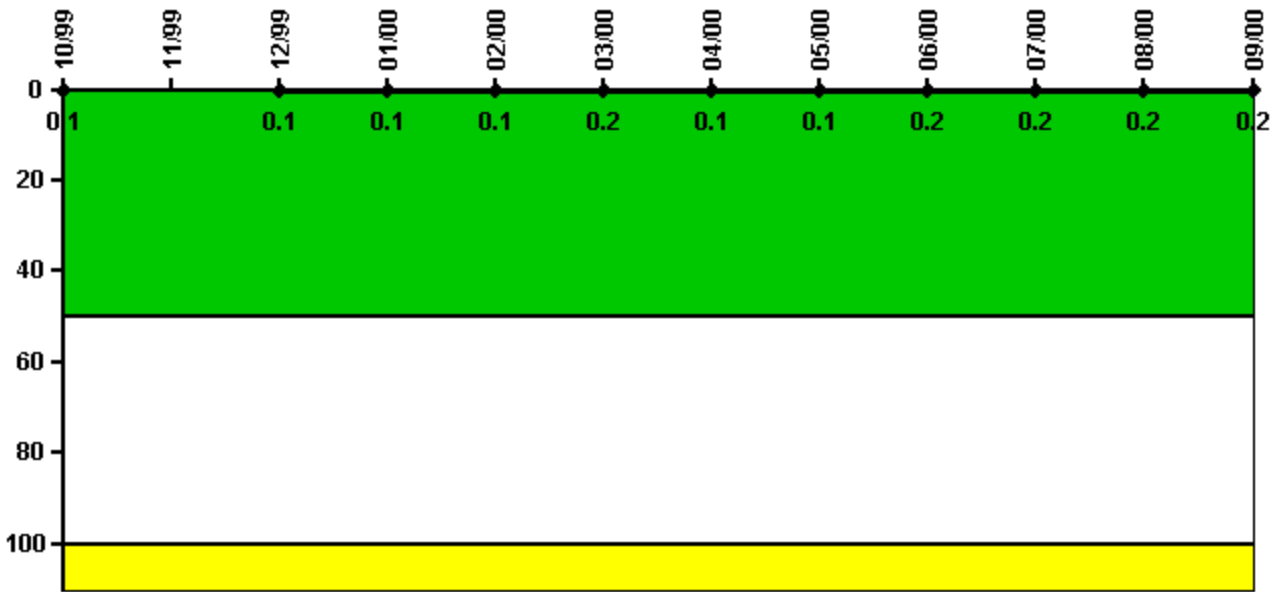
Thresholds: White > 50.0 Yellow > 100.0

Notes

Reactor Coolant System Activity	10/99	11/99	12/99	1/00	2/00	3/00	4/00	5/00	6/00	7/00	8/00	9/00
Maximum activity	0.001550	N/A	0.000380	0.000397	0.000442	0.000443	0.000407	0.000440	0.000438	0.000477	0.000206	0.000237
Technical specification limit	0.3	0.3	0.3	0.3	0.3	0.3	0.3	0.3	0.3	0.3	0.3	0.3
Indicator value	0.5	N/A	0.1	0.1	0.1	0.1	0.1	0.1	0.1	0.2	0.1	0.1

Licensee Comments: none

Reactor Coolant System Leakage



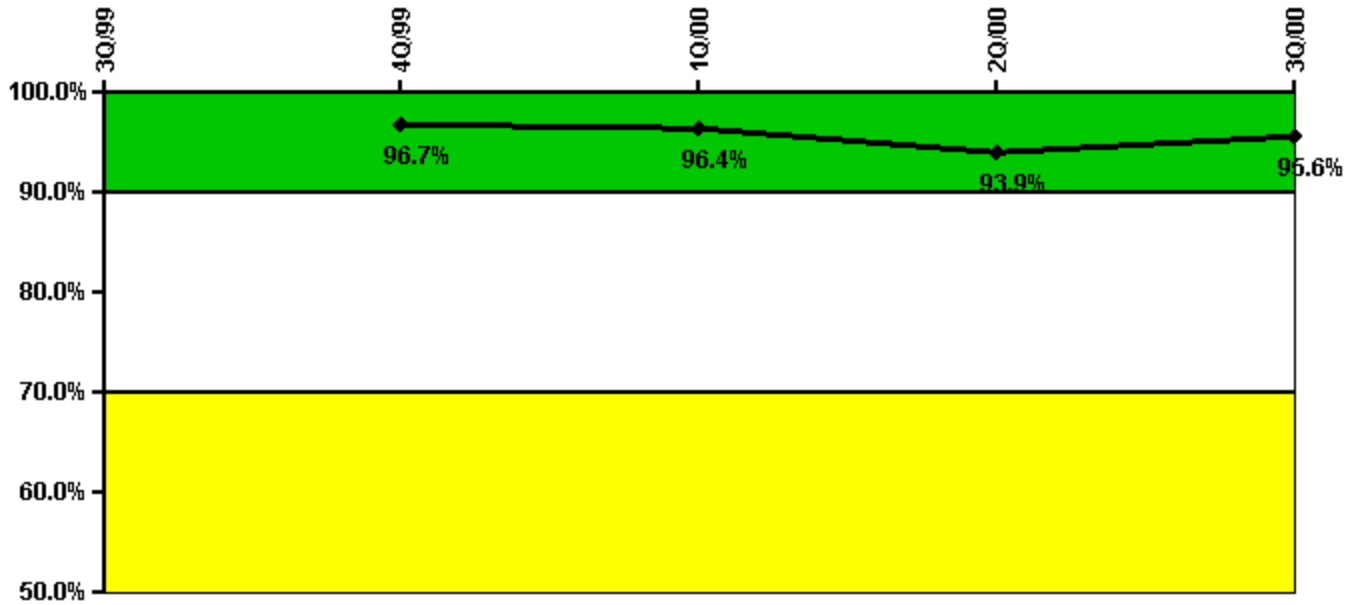
Thresholds: White > 50.0 Yellow > 100.0

Notes

Reactor Coolant System Leakage	10/99	11/99	12/99	1/00	2/00	3/00	4/00	5/00	6/00	7/00	8/00	9/00
Maximum leakage	0.006	N/A	0.011	0.012	0.012	0.020	0.013	0.010	0.018	0.020	0.018	0.018
Technical specification limit	10.0	10.0	10.0	10.0	10.0	10.0	10.0	10.0	10.0	10.0	10.0	10.0
Indicator value	0.1	N/A	0.1	0.1	0.1	0.2	0.1	0.1	0.2	0.2	0.2	0.2

Licensee Comments: none

Drill/Exercise Performance



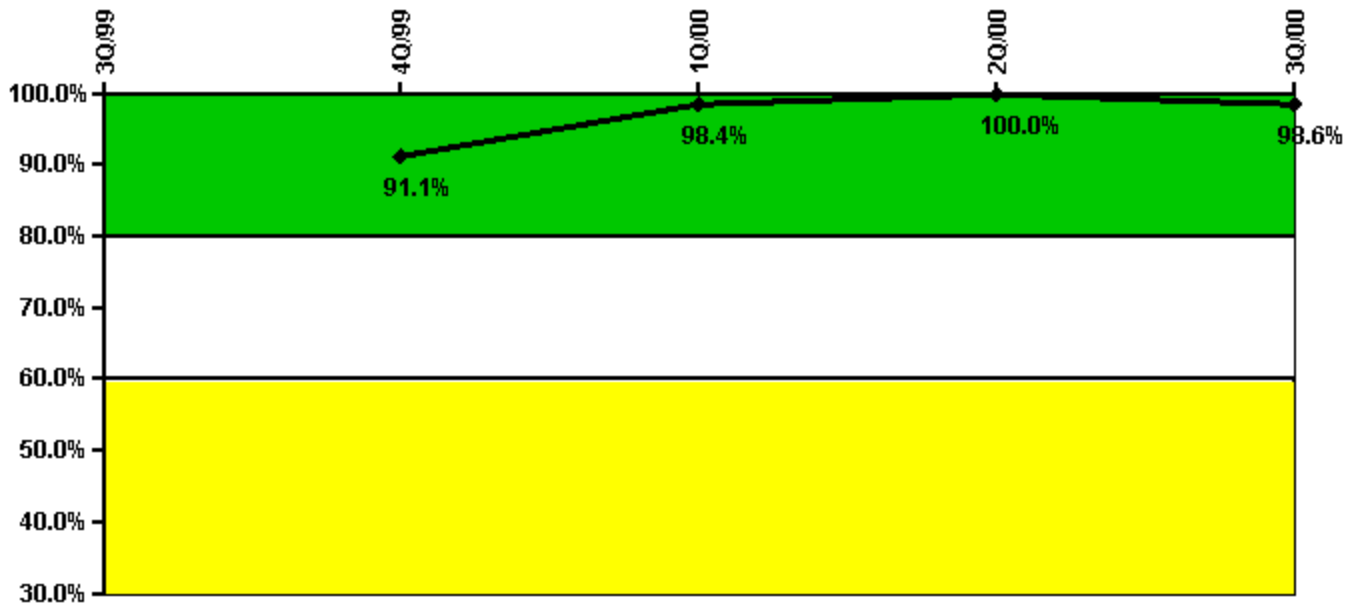
Thresholds: White < 90.0% Yellow < 70.0%

Notes

Drill/Exercise Performance	3Q/99	4Q/99	1Q/00	2Q/00	3Q/00
Successful opportunities	19.0	0	6.0	15.0	65.0
Total opportunities	20.0	0	6.0	18.0	66.0
Indicator value		96.7%	96.4%	93.9%	95.6%

Licensee Comments: none

ERO Drill Participation



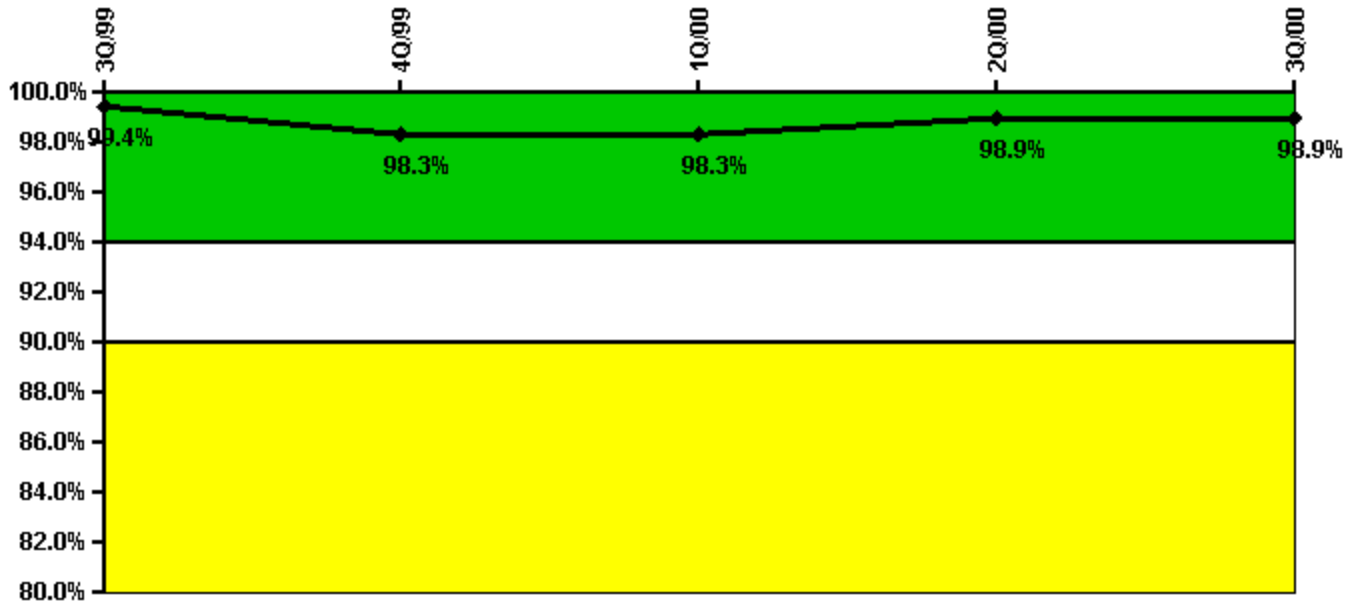
Thresholds: White < 80.0% Yellow < 60.0%

Notes

ERO Drill Participation	3Q/99	4Q/99	1Q/00	2Q/00	3Q/00
Participating Key personnel		112.0	121.0	121.0	141.0
Total Key personnel		123.0	123.0	121.0	143.0
Indicator value		91.1%	98.4%	100.0%	98.6%

Licensee Comments: none

Alert & Notification System



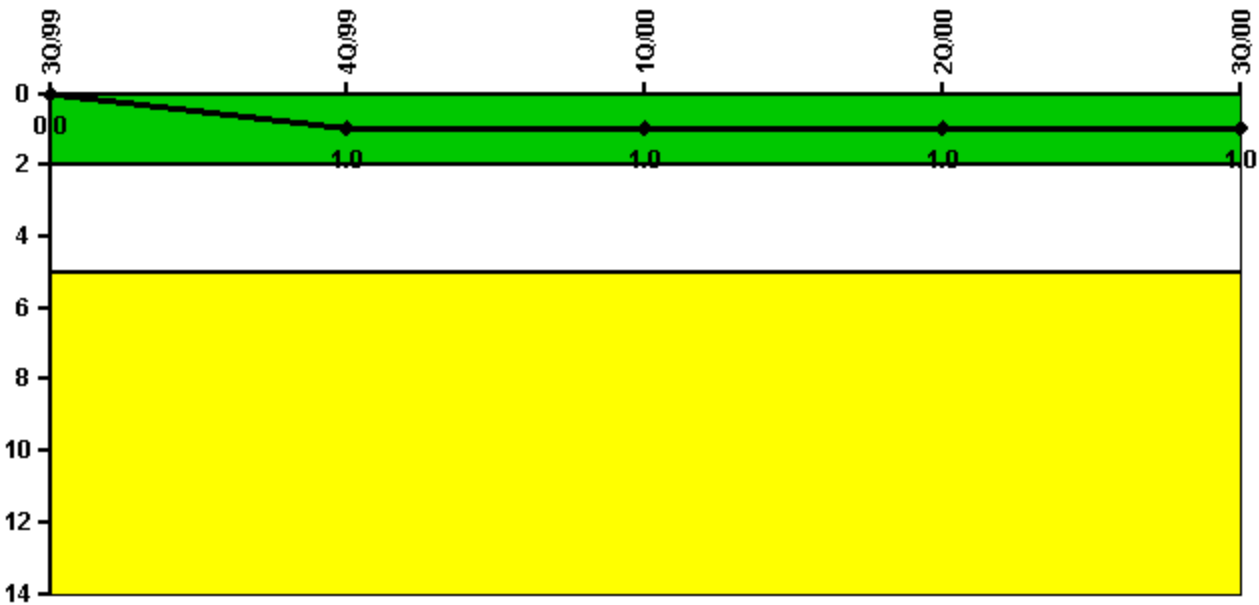
Thresholds: White < 94.0% Yellow < 90.0%

Notes

Alert & Notification System	3Q/99	4Q/99	1Q/00	2Q/00	3Q/00
Successful siren-tests	42	46	42	48	42
Total sirens-tests	42	48	42	48	42
Indicator value	99.4%	98.3%	98.3%	98.9%	98.9%

Licensee Comments: none

Occupational Exposure Control Effectiveness



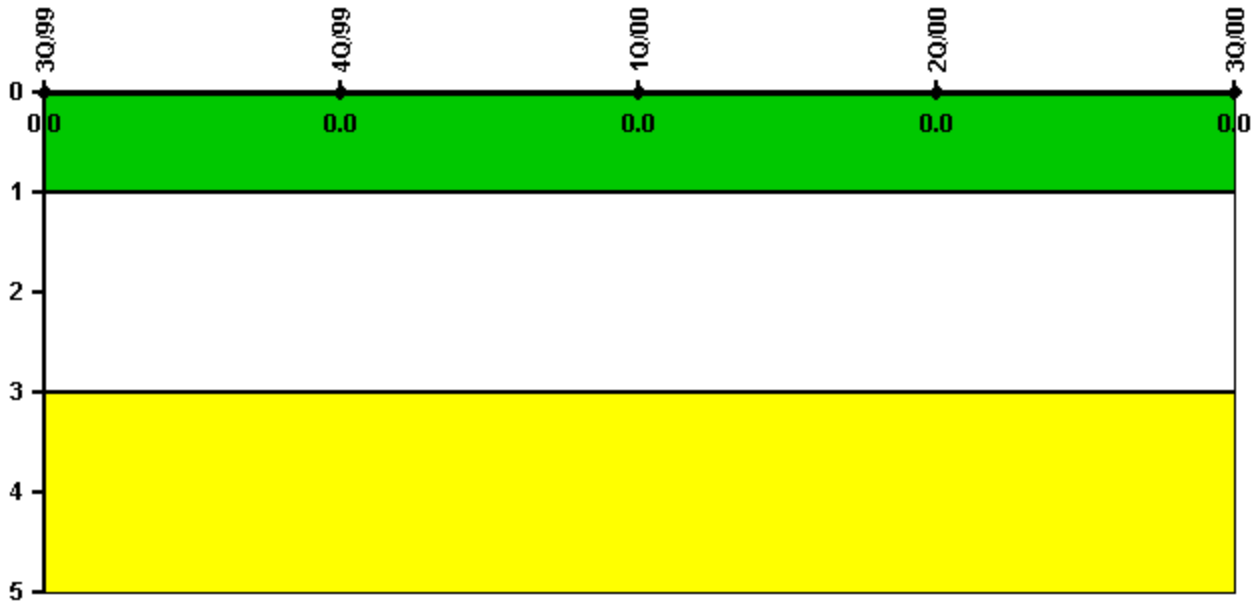
Thresholds: White > 2.0 Yellow > 5.0

Notes

Occupational Exposure Control Effectiveness	3Q/99	4Q/99	1Q/00	2Q/00	3Q/00
High radiation area occurrences	0	0	0	0	0
Very high radiation area occurrences	0	0	0	0	0
Unintended exposure occurrences	0	1	0	0	0
Indicator value	0	1	1	1	1

Licensee Comments: none

RETS/ODCM Radiological Effluent



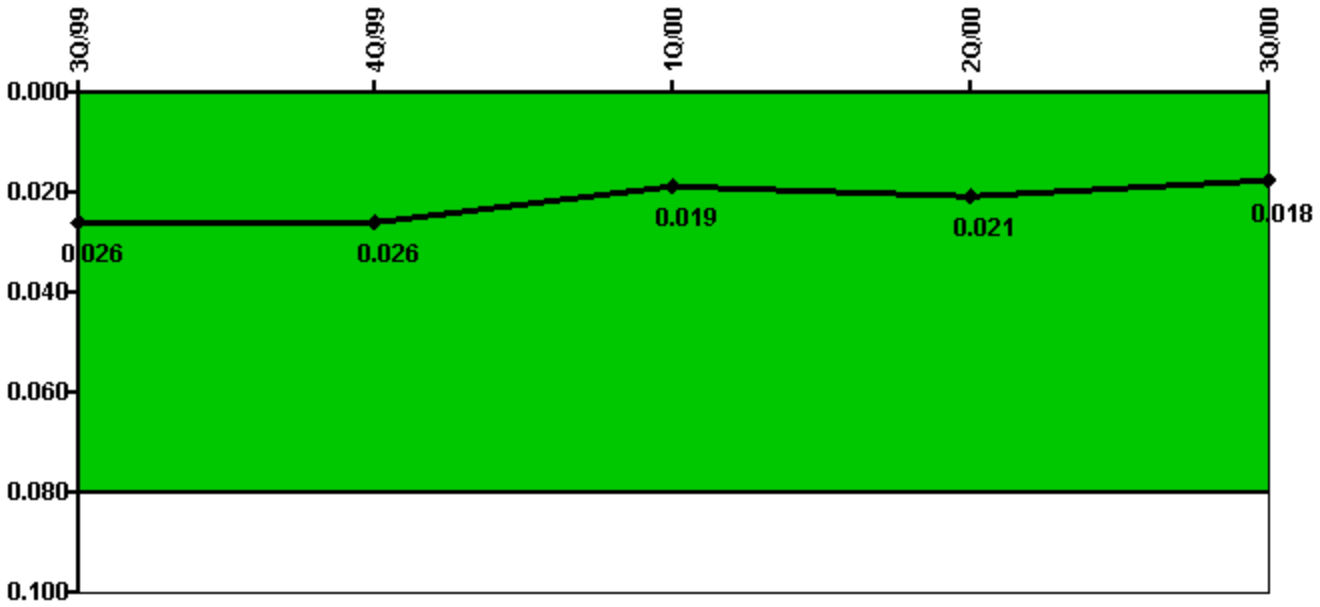
Thresholds: White > 1.0 Yellow > 3.0

Notes

RETS/ODCM Radiological Effluent	3Q/99	4Q/99	1Q/00	2Q/00	3Q/00
RETS/ODCM occurrences	0	0	0	0	0
Indicator value	0	0	0	0	0

Licensee Comments: none

Protected Area Security Performance Index



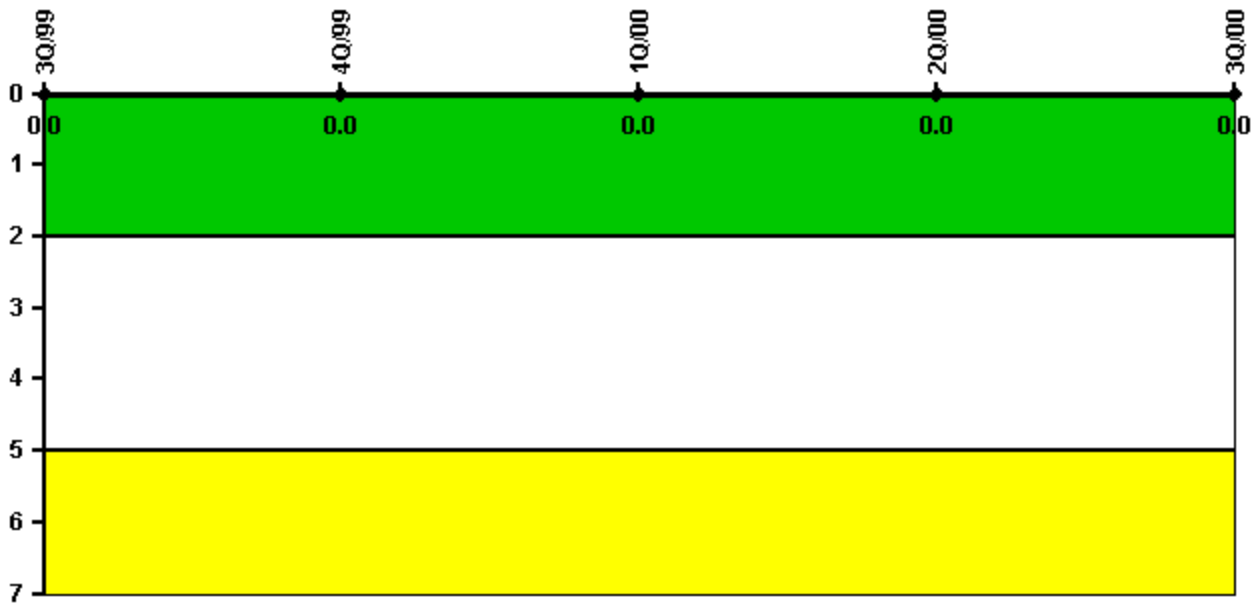
Thresholds: White > 0.080

Notes

Protected Area Security Performance Index	3Q/99	4Q/99	1Q/00	2Q/00	3Q/00
IDS compensatory hours	120.90	87.50	6.30	231.40	119.10
CCTV compensatory hours	69.6	35.5	17.0	0	20.7
IDS normalization factor	1.70	1.70	1.70	1.70	1.70
CCTV normalization factor	1.2	1.2	1.2	1.2	1.2
Index Value	0.026	0.026	0.019	0.021	0.018

Licensee Comments: none

Personnel Screening Program




Thresholds: White > 2.0 Yellow > 5.0

Notes

Personnel Screening Program	3Q/99	4Q/99	1Q/00	2Q/00	3Q/00
Program failures	0	0	0	0	0
Indicator value	0	0	0	0	0

Licensee Comments: none

FFD/Personnel Reliability



Thresholds: White > 2.0 Yellow > 5.0

Notes

FFD/Personnel Reliability	3Q/99	4Q/99	1Q/00	2Q/00	3Q/00
Program Failures	0	0	0	0	0
Indicator value	0	0	0	0	0

Licensee Comments: none

▲ [PI Summary](#) | [Inspection Findings Summary](#) | [Reactor Oversight Process](#)

Last Modified: March 29, 2002